



erving Up (LOVE)



Welcome to The 30 Days of Fat Loss Program, A simple but Effective 30 Day Program that takes all the guess work out of what to eat and how to train effectively.

So how does the program work? Its Simple....

Choose One breakfast, One Lunch and One Dinner every day for 30 days.

Always choose a different dish so you never eat the same thing twice in the 30 days.

Choose a workout from The 30 Workouts in 30 Days section every day and there you have everything you need to cover you for 30 days.:

The 30 Days of Fat Loss Program follows the Elimination Diet protocols, which means eliminating the following from your diet

- WHEAT
- DAIRY (Except those listed in meal planner)
- ALCOHOL
- CAFFEINE
- PROCESSED FOODS
- SUGAR

Eliminating these from your diet will re-establish the vitality of your internal systems allowing your body to detoxify in the correct manner. Once your body starts to rid itself of the toxins you will notice you lose rather a lot of stubborn body fat, the downside to this is you may feel a little off colour in the first few days.

It is vital you stay hydrated by making sure you drink enough water every day, around 1 pint for every 50lbs of bodyweight.

*Always check with your GP if you have any medical issues

30 BREAKFASTS

1. Breakfast Courgette Pancakes	06
2. Almond Pancakes	07
3. Sha – Bang Eggs	08
4. Homemade Muesli	08
5. Fruit and Nut Bowl	09
6. Banana and Cinnamon Omelette	09
7. Asparagus Egg Soldiers	10
8. Fruity Crepes	11
9. Breakfast Bausti's	12
10. Baked Egg in Avocado Cups	13
11. Cashew Granola	14
12. Special Breakfast Egg	15
13. Fruity Omelette	16
14. SHAPE Green Smoothie	17
15. Banana and Cinnamon Smoothie	17
16. Pineapple and Coconut Smoothie	18
17. Berry and Spinach Smoothie	19
18. OMEGA Breakfast	20
19. Scrambled Eggs and Smoked Salmon	21
20. Inferno Breakfast	22
21. Hot Muesli	23
22. Breakfast Bars	24
23. Granola	25
24. Caramelized Banana and Date "Porridge"	26
25. Breakfast Stir Fry	27
26. Millet Porridge	27
27. Huevos Rancheros	28
28. Baked Salmon and Asparagus Frittata	29
29. Kedgerree	30
30. Bang for your Buck Breakfast	31

30 LUNCHEES

1. Sweet Potato Mess	33
2. Broccoli and Mint Soup	34
3. Herb Meatballs with Spicy Tomato Sauce	35
4. Prawn, Mango and Avocado Salad	37
5. Chicken Wraps with Pesto-Yoghurt Dressing	38
6. Stuffed Peppers	40
7. Greek Salad with Lamb	41
8. Thai chicken curry soup recipe	42
9. Puréed Broccoli Soup	43
10. Carrot and Orange Soup	44
11. Chicken Kebabs	45
12. Sizzling Cajun Steak Salad	46
13. Lettuce and Tuna Hotboats	47
14. Watercress & Asparagus Soup	48
15. Zingy Tuna Steaks	49
16. Coriander Spiced Veg Soup	51
17. Goats Cheese and Asparagus Frittata	52
18. Mixed Green Avocado and Smoked Salmon Salad	53
19. Grilled Chicken Breast South East Asian Style	54
20. Lettuce Wraps	55
21. Spicy Lentil Pate with Crudites	56
22. Cauliflower & Coriander Soup	57
23. Beef Stir Fry	58
24. Spicy Butternut Squash Soup	59
25. Sweet Potato and Lentil Soup	60
26. Roasted Tomato Soup	61
27. Hot Potato	62
28. Fennel, Watercress and Walnut Salad	63
29. Turkey Noodle Broth	64
30. Chicken Caesar Salad	65

30 DINNERS

1. Salt n Chilli Squid	67
2. Coconut chicken	68
3. Jessie's Dhesi Chicken Curry	69
4. Chilli Chicken with Chickpea Mash	70
5. Griddled Kingfish Thai Green Curry	71
6. Roasted Fennel, Cherry Tomatoes and Chickpeas	73
7. Chicken and king prawn Spinach Curry	74
8. Chicken Pizza	75
9. Thai-Inspired Scallop Soup	76
10. Pesto Turkey Burger	77
11. Moroccan Meatballs	78
12. Asian Rice and Vegetable Stir Fry	79
13. Butternut squash and goats cheese	80
14. Spicy Pork	81
15. Chilli Con Carne with Guacamole	82
16. Spanish Meatballs	84
17. Chickpea Broth	85
18. Monkfish and Lemon Skewers	86
19. Thai Green Turkey Burgers	87
20. Fat loss Fishcake's	89
21. Guilty free family shepherd's pie	90
22. Sticky Chicken Surf and Turf	91
23. Big Bad Burger and Chips	92
24. Oven baked sea bass with sweet potato chilli mash	93
25. Chicken Skewers and hummus	94
26. Hummus	95
27. Crab and Cauli Cakes	96
28. Prawn, Fennel and Tomato Ragout	97
29. Veggie Burgers	98
30. Chicken in Walnut and Garlic Sauce	99

30 BREAKFASTS



Breakfast Courgette Pancakes

Serves 1



Ingredients

- 1 medium size courgette
- 1 medium size spring onion
- 1 large egg
- Salt to taste
- Pepper to taste
- 2 tablespoons coconut oil for frying

Method

1. Grate courgette into a small bowl.
2. Finely chop 1 spring onion and mix with the courgette.
3. Combine 1 large egg into the bowl and mix thoroughly adding salt and pepper to taste.
4. Heat oil in frying pan and spoon 3 mounds of the courgette mixture into the pan and fry until lightly browned, pressing down to flatten. Flip pancake till browned on both sides

Almond Pancakes

Serves 1-2



Ingredients

- 1 cup almond flour
- 2 eggs
- 3-4 tbsp of coconut milk
- 1 vanilla pod, split and scraped seeds out
- 1 tbsp of ground cinnamon
- Coconut oil

Method

1. Mix eggs, coconut and vanilla in a bowl and whisk together.
2. Sift in almond flour and cinnamon.
3. Heat a large pan over a medium heat; add a tsp of coconut oil to the pan and add pancake batter in small rounds, quickly turning the pan around to spread the pancake.
4. Cook until brown on the underside, about 45 seconds and then flip to brown other side

Sha Bang Eggs

Serves 1

Ingredients

2 eggs, beaten. 1 small avocado peeled, pitted, and diced. 1 red pepper, seeded and diced. 1/2 small red onion, peeled and chopped. 1/2 tomato, diced. Fresh baby spinach leaves. Handful fresh cooked prawns. 1 tsp coconut oil. 1 2 cloves garlic, peeled and minced. A combination of the following fresh herbs, washed and chopped: parsley, basil, sage, tarragon, dill, or chives. Sea salt and pepper to taste.

Method

In a large wok, sauté the onion, bell pepper, and garlic in oil. When the onions are soft, add the eggs, prawns, avocado, tomato, and spinach. Continue cooking on medium heat until eggs are cooked and scrambled, then add herbs. Season if needed.

Homemade Muesli

Serves 1-2

Ingredients

- 1lb Gluten free Porridge Oats
- 1 cup Flaked Almonds (or mixed nuts to preference)
- 1/2 cup Flax seeds

Method

1. Mix all of the dry ingredients together in a big bowl with coconut milk and leave until all the liquid is absorbed by the oats. Spread the mix thinly across a baking tray and toast in a low heated oven until lightly browned and fully dried.
2. Serve with coconut milk when cooled.

Fruit and Nut Bowl

Ingredients

- 1 Teaspoon ground cinnamon
- 1/2 Teaspoon ground ginger
- 2 Teaspoons coconut oil
- 1/2 Cup coconut shredded
- 1 Mango chopped
- 1/4 Cup blueberries
- 1/4 Cup Strawberries
- 1/4 Cup chopped pecans
- 1/4 Cup chopped walnuts
- 2 Tablespoons flax seeds

Method

Mix all ingredients together into a bowl and chill before serving.

Banana and Cinammon Omelette

Serves 1

Ingredients

- 1 chopped up banana
- 3 whole eggs
- 2 tbps cinnamon
- 1 tbps olive oil

Method

1. Heat the oil in pan on a medium heat then add the chopped banana. Heat until they soften.
2. While the banana is warming, beat the 3 eggs in a bowl.
3. Pour the eggs over the banana.
4. When the omelette is almost cooked sprinkle the cinnamon over the top to serve.

Asparagus Eggy Soldiers

Serves 1



Ingredients

- 2 Large free range/organic eggs
- 4 asparagus spears
- 1 teaspoon of coconut oil
- Sea salt

Method

1. Boil enough water in a pan to cover the eggs by 1 cm.
2. Once boiled, place the eggs gently into the water to avoid cracking - boil for 5 minutes for a soft consistency.
3. While eggs are boiling heat the oil in a frying pan and cook the asparagus spears for 2-3 min.
4. Place your eggs in an eggcup and serve asparagus soldiers to dip, season if need be.

Fruity Crepes

Serves 1-2



Ingredients

- 1/2 cup coconut milk
- 3/4 cup water
- 2 large eggs
- 1 tblsp melted organic butter
- 1 cup brown rice flour
- 1/2 tsp sea salt
- 1/2 tsp vanilla
- coconut oil to grease pan

Method

1. Combine the wet ingredients in one bowl and mix with a whisk until well blended.
2. In another bowl combine the dry ingredients, mix well. Combine the dry and wet ingredients to form a thin batter.
3. Heat a 8" skillet on medium high heat and add a small amount of coconut oil to the pan.
4. Pour about 1/4 cup of batter into a hot skillet. Swirl the skillet until the bottom of the pan is covered with batter. Cook the crepe for 1 minute.
5. Use a thin spatula to loosen the edges and gently flip it over and cook for an additional minute. Transfer to plate and fill with favourite topping. Almond butter or bio live yoghurt with blueberries, to make a great fresh fruit crepe.

Breakfast Bausti's



Ingredients

- 3 medium-sized eggs
- 40g courgette
- 60g slightly steamed cauliflower
- 60g cooked chicken

Method

1. Pre-heat oven to 180°C.
2. Chop everything into small pieces.
3. Fill 6 medium sized muffin cases to about half full with the chicken and the veggies.
4. Beat 2 of the eggs and add some chilli flakes then spoon the egg chilli mix equally into each muffin case and bake in oven for about 7 min.
5. Beat remaining egg.
6. Top up muffins with the remaining egg (reason for that is that the beaten eggs form a bit and then set during the baking process leaving space for the top up).
7. Bake for another 7 – 8min, serve on a bed of greens.

Baked Egg in Avocado Cups

Serves 1



Ingredients

- 1 Avocado
- 2 eggs, beaten
- Sea salt and black pepper
- Coconut Oil
- Handful of Chopped Chives
- Chilli flakes to your taste

Method

1. Preheat oven to 200 degrees.
2. Slice avocado in half and remove pit.
3. Use a spoon to scoop out a little more of the avocado - to make room for the egg. Place the avocado halves in a tin or oven safe bowl so they don't roll around. You can slice a little from the avocado to give it a flat base to make them more stable. Crack an egg into each avocado half. Sprinkle with salt and pepper and add a pinch of chilli flakes.
4. Bake for 8 - 15 min depending how well done you like your eggs.
5. Sprinkle with chives and serve with green salad.

Cashew Granola



Ingredients

- 200g rolled oats (Gluten free)
- 10g organic butter, melted
- 120g chopped cashews
- 1 tsp. vanilla

Method

1. Preheat the oven to 300°F/150°C.
2. Thoroughly combine rolled oats and melted butter in a mixing bowl. Transfer to a large baking dish and spread out evenly.
3. Bake for 45-55 minutes, stirring every ten minutes, until oats are lightly coloured. Add cashews, ginger, and vanilla 20 minutes into the baking time and stir in thoroughly.
4. Serve or store in a covered container. Will keep, refrigerated, for up to two weeks.

Special Breakfast Eggs



Ingredients

- 2 organic eggs, beaten
- a handful of frozen or fresh peas
- a handful of (7 or so) chunky and juicy tiger prawns
- himalayan rock salt, ground black pepper
- handful of chopped coriander
- coconut oil

Method

1. Heat a frying pan with butter or coconut oil.
2. Add the beaten eggs and let them cook as you scramble them.
3. Add the peas and prawns, salt and pepper to taste.
4. Mix it all well until eggs are cooked.
5. Serve hot sprinkled with coriander.

Fruity Omelette

Serves 1



Ingredients

- 1 handful of fresh blueberries or raspberries
- 1 banana cut into slices
- 1 tsp coconut oil
- 4 eggs, beaten till frothy

Method

1. Melt coconut oil in a small omelette pan.
2. Add the fruit & fry for 2 mins.
3. Add the eggs and allow to cook on a medium heat for 2–3 minutes.
4. Before the omelette is fully cooked, sprinkle the cinnamon on top, transfer to the grill to finish cooking & brown on top.

SHAPE Green Smoothie

Serves 1

Ingredients

- 2 celery sticks
- 1/2 cucumber
- 1 tsp cashew nut butter
- 1 tsp coconut oil
- Handful of spinach & watercress
- Half an avocado
- Splash of coconut milk, depending on how thick you like it
- Ice cubes

Method

1. Place all ingredients into blender and blend
2. Drink immediately

Banana and Cinnamon Smoothie

Serves 1

Ingredients

- 4 ice cubes
- 1 large banana
- 1 teaspoon cinnamon
- 250ml coconut milk

Method

1. Place ice cubes, banana and coconut milk into a processor.
2. Blend on high until smooth.
3. Pour into a large glass and enjoy.

Pineapple and Coconut Smoothie

Serves 2



Ingredients

- 1/2 fresh pineapple, chopped
- 2 bananas
- 400ml of coconut milk
- 1 tsp organic cashew nut butter
- Handful of ice cubes

Method

1. Add all ingredients to a food processor and blend until smooth.
2. Drink immediately.

Berry and Spinach Smoothie

Serves 1



Ingredients

- 1 handful of strawberries
- 1 handful of blackberries
- 200ml coconut milk
- 3 blocks of frozen spinach
-

Method

1. Blitz all ingredients in a blender and serve!
2. This is a brilliant way to get more green nutrients!!

OMEGA Breakfast

Serves 1

Ingredients

- 1/4 cup of walnuts
- 1/4 cup of pecans
- 1 tbsp cinnamon
- 1 pinch of ginger
- 1 pinch of nutmeg
- 1 tbsp of Almond butter
- 1 mashed banana
- 2 whole eggs
- 1/4-1/2 of a cup of almond milk
- 2 tbsp of pumpkin seeds
- 1 handful of berries

Method

1. Blend nuts and spices in a food processor to make a grain like consistency and put to one side.
2. Whisk the eggs and almond milk together then blend with the mashed banana and almond butter.
3. Stir in the nut and spice mixture and warm on the stove until it reaches your desired consistency.
3. Sprinkle the pumpkin seeds and berries on top and add further almond milk if you wish.

Scrambled Eggs and Smoked Salmon

Serves 1

Don't wait for a special occasion, enjoy this luxurious breakfast any time!



Ingredients

- 3 large eggs
- Fresh sea salt and black pepper to taste
- 1 tsp coconut oil
- 2 spring onions, green tops only, thinly sliced
- 2 slices smoked salmon, thinly sliced

Method

1. Combine eggs and seasoning in a small bowl. Stir briskly with a fork until well blended.
2. Heat oil in a non-stick frying pan over a medium-low heat. Add spring onions and cook, stirring until softened (about 30 seconds.)
3. Pour the eggs into the pan and cook until they just begin to set, about 10 seconds; stir in salmon. Cook for about 3-5 minutes, stirring gently from time to time, until the eggs have thickened into soft creamy curds.
4. Serve immediately.

Inferno Breakfast

Serves 1



Ingredients

- 2 eggs
- Bowl of fresh spinach
- Smoked salmon
- 1 sliced apple
- Handful of walnuts
- Extra Virgin Olive oil and Balsamic vinegar to dress

Method

1. Bring saucepan of water to the boil.
2. Crack in 2 eggs and boil for 60-90sec until white.
3. Serve eggs on bed of salad and teared smoked salmon etc.
4. Cover with apple, walnuts and dressing!!

Hot Muesli

Serves 1



Ingredients

- 50g oats
- 1 tbl spoon mixed seeds (linseeds, pumpkin, sunflower, sesame)
- 1 tbl spoon desiccated coconut
- 1 teaspoon cinnamon
- 1 grated apple or pear
- Handful of blueberries

Method

1. Put all ingredients in a bowl and pour over about 100ml boiling water and leave to rest for about 2 minutes.
2. The oats plump up, the berries soften and the mixture is like a hot porridge. Add more or less water to your own preference.

Breakfast Bars

(8 bars)



Ingredients

- 2 cups of gluten free porridge oats
- 4 large tblsp of almond/cashew/hazelnut butter
- 50g organic butter
- 1 banana
- 3 tablespoons of manuka honey/agave syrup
- 3 seed Mix (flax seed, sunflower, pumpkin)
- Handful of mixed nuts (walnuts and flaked almonds)
- Zest of lemon & orange

Method

1. Pre heat oven at 160c.
2. Melt butter, nut butter and honey in large saucepan. Mash banana and add to saucepan. Once mixture is melted take off heat. Add oats, seeds, nuts, lemon & orange zest and mix together.
3. Place baking paper into baking tin and grease with coconut oil. Place mixture into tin and spread evenly, 1 inch thick.
4. Sprinkle seeds and drizzle honey over mixture to finish.
5. Place in oven for 30 minutes.
6. Take out to cool and then cut into bars. Enjoy!

Granola

4-5 servings

Ingredients

- 4 cups gluten free oats or millet Flakes
- 3/4 cup mixed nuts
- 1/2 cup mix seeds (pumpkin, sesame, sunflower, linseed)
- 1/2 cup coconut oil
- 1/4 cup cashew butter
- 1/2 cup dessicated coconut
- 1/3 cup berries
- pinch sea salt
- 1 tsp cinnamon
- 1/2 tsp ground ginger

Method

1. Preheat oven to 200°C, line a baking tray with baking paper and lightly oil.
2. Mix all dry ingredients in large bowl then add melted coconut oil and cashew butter. Ensure all dry ingredients are well coated and add more oil if required.
3. Spread onto tray and bake for 25-30min or until dark brown and crunchy, making sure to stir 2-3 times during the bake.
4. Add berries for last 15mins or use to serve
5. Once baked, stir well and allow to cool.
6. Store in a tupperware dish to keep fresh.

Caramelized Banana and Date "Porridge"

2 servings

What a great way to make use of leftovers! Be sure to heat the cauliflower thoroughly because when cauliflower puree is hot, the flavor blends well with the other ingredients. When cold, it may have a distinct taste.

Ingredients

- 1 banana
- 2 dates
- 1 teaspoon coconut oil
- 1/2 a head of cauliflower, pureed
- Dash of cinnamon

Method

1. Slice the banana. Pit the dates and slice them into small pieces.
2. Place the oil into a small frying pan and heat on a medium-high burner.
3. At the first sign of melting, add the banana and dates and sauté for 2 to 3 minutes, constantly stirring.
4. When the banana starts turning golden, reduce the heat to medium, add the pureed cauliflower and heat thoroughly.
5. Sprinkle cinnamon over the top and serve.

Millet Porridge

Ingredients

- 6oz millet flakes.
- 9fl oz rice, almond or coconut milk.
- 9fl oz water.
- Nutmeg and cinnamon to taste.
- Berries to serve

Method

1. Mix millet, milk, water and nutmeg in saucepan.
2. Bring to boil and simmer for 4 to 5 mins, stirring continuously.
3. Add berries to serve.

Breakfast Stir fry

Serves 1

Ingredients

- 1/2 bag ready sliced cabbage and leeks
- 5 asparagus tips, chopped
- Handful of sugar snap peas
- 2 whole eggs
- 75g Smoked Salmon
- 1tbsp Coconut oil
- 1tsp Cinnamon
- Lemon Wedge

Method

1. Heat oil in pan until it softens then add the vegetables and fry off for 3-4 minutes.
2. Add eggs & cinnamon stirring continuously until set then serve with smoked salmon and a lemon wedge.

Guilt Free Huevos Rancheros

Serves 1

One of my favourite breakfasts ever, altered to suit a healthy lifestyle and help the fat loss process. So, we skip the cheese, black beans and flour tortillas (sorry!) but this recipe is just as tasty and satisfying, I promise.



Ingredients

- 1 wheat free/gluten free tortilla (or brown rice tortilla)
- 2 organic eggs
- 1/2 ripe avocado, chopped into cubes
- 1 red pepper, deseeded and chopped into small cubes
- 1 big red tomato, peeled and chopped into cubes
- 1/2 white onion, finely chopped
- 2 spring onions, finely chopped
- 1 garlic clove, finely chopped
- A sprig of coriander, roughly chopped
- A slice of lime (optional but yummy)
- Himalayan rock salt, ground blackpepper, coconut oil

Method

1. Heat a tablespoon of coconut oil in a shallow pan and add the garlic and onion.
2. Sauté until golden and add the chopped tomato and red pepper
3. Add some salt and pepper.
4. Let it simmer on medium heat until the pepper has softened and it looks like tomato sauce.
5. Sprinkle the chopped spring onions on top.
6. In another pan with coconut oil, fry two eggs (salt to taste).
7. Place the tortilla on a plate and arrange the avocado strips and the slice of lime on the side.
8. Spoon a few tablespoonfuls of the tomato sauce on the tortilla
9. Arrange the eggs on top of the sauce.
10. Sprinkle with the chopped coriander and serve.

Baked Salmon and Asparagus Frittata

Serves 2



Ingredients

- 4 Eggs
- 50g Coconut milk
- 125g Smoked Salmon
- 6 Asparagus spears, trimmed and chopped
- 1 Red Onion, sliced
- 1 Clove Garlic, Crushed
- Handful of basil leaves
- Coconut Oil
- Sea salt and black pepper to taste

Method

1. Preheat oven to 200c prior to cooking and heat a small frying pan in oven with 1 tablespoon of oil.
2. Blend eggs, milk and seasoning in a blender until fluffy.
3. Pour onions, asparagus and garlic into the hot pan, top with salmon and egg mixture.
4. Bake in hot oven for 15 - 20 minutes.
5. Serve with a large plate of spinach.

Kedgeriee

Serves 3

Ingredients

- 450g /1lb smoked haddock fillets
- 3 hard boiled eggs
- 2 tbsp parsley
- 150g/5oz (raw) brown rice
- 2oz butter
- 75ml rice milk

Method

1. Place fish in a large frying pan, cover with water and allow to simmer for 10-12 minutes until fish is tender. Meanwhile cook the rice in a separate saucepan.
2. Drain fish, remove and discard skin and bones. Flake the flesh.
3. Chop 2 eggs. Reserve the third to garnish.
4. Mix together the fish, rice, chopped eggs, parsley and rice milk in a large saucepan. Cook, stirring, until heated through and milk has been absorbed.
5. Serve garnished with parsley and slices of remaining egg.

Bang for your Buck Breakfast

Serves 1



Ingredients

- 2 Eggs
- Half a Bag of Mixed Greens, Watercress, Spinach, Rocket etc
- Fresh Coriander and Basil leaves, torn
- 1 Clove Garlic, Sliced
- Y2 Red Chilli, Sliced
- Pumpkin Seeds
- 2 Sliced Vine Tomatoes
- 8 slices of Cucumber
- Y2 Red Onion, Sliced
- Coconut Oil
- Juice of 1 Lime

Method

1. Boil a saucepan of water for poaching the eggs, poach eggs for around 5 minutes for soft or 7 for hard.
2. Meanwhile toss all other ingredients into a bowl and make dressing for salad by combining 1 tablespoon of melted (and cooled) oil with the juice of 1 lime.
3. Dress salad and place eggs on top for a tasty breakfast.

30 Lunches



Sweet Potato Mess

Serves 1



Ingredients

- 1 sweet potato
- 40g fresh goats cheese
- 1 fresh red chili chopped finely
- Handful parsley leaves chopped finely
- Handful of baby spinach
- 6 cherry tomatoes
- Extra Virgin Olive oil
- Balsamic vinegar
- Coconut oil
- Pine nuts

Method

1. Preheat oven at 180c for 20mins.
2. Chop sweet potato in half and place on a baking tray Cover sparingly with 2-3 teaspoons of coconut oil and place in oven for 25-30mins.
3. Once potatoes are cooked place on a chopping board cover in chopped parsley, chilli, goats cheese etc and pour 2 large tablespoons of olive oil over. Using a large kitchen knife chop up potato mix from all angles until mixed together. Serve with baby spinach and tomatoes.

Broccoli and Mint Soup

Serves 2



Ingredients

- 1 large onion, diced
- 1tbs coconut oil
- 1 head of broccoli
- 3 cups chicken or vegetable

Method

1. Fry onion in a large pan with oil on medium heat until softened.
2. Add broccoli and stock and simmer for 10-15minutes or until broccoli has softened. Cool slightly.
3. Place in a food processor with mint leaves or use an electric blender to form a smooth texture.
4. Heat to serve.

Herb Meatballs with Spicy Tomato Sauce

Serves 4



Ingredients

- 500g minced beef
- 1/2 onion
- 1/2 cup fresh basil
- 1/2 cup fresh parsley
- 1 cup spinach
- 4 medium eggs
- 1/2 cup almond flour
- 1 tbsp dried oregano
- 4 cloves garlic
- 1 tbsps of Himalayan Rock salt or Celtic Sea salt and freshly ground black pepper to taste

Spicy tomato sauce

- 1 large onion, finely chopped
- 2 tsp coconut oil
- Salt and freshly ground black pepper
- 1 garlic clove, peeled and finely chopped
- 1 tsp paprika
- A pinch of chilli flakes
- 2x 400g cans of chopped tomatoes
- 1 bay leaf

Method

1. Preheat your oven to 180C or Gas Mark 4.
2. Blend onion, herbs, garlic and spinach in a food blender.
3. Combine all the ingredients in a bowl and mix well with your hands.
4. Season the mixture to taste with sea salt and freshly ground black pepper.
5. Make small balls the size of golf balls and place them apart on a baking tray, then place them in the preheated oven to cook for about 30 minutes or until browned.

To make the sauce:

1. Place the onion in a heavy bottomed pan with the coconut oil and season with salt and pepper. Cover with a lid and fry gently over a low heat until soft and sweet.
2. Add the garlic, paprika and chilli flakes and fry for a further 30 seconds, stirring constantly.
3. Add the tomatoes and bring to a simmer. Simmer the sauce for 20 minutes. Liquidise until smooth. Pass the sauce through a sieve, back into the pan. Taste and add seasoning as necessary.

Prawn, Mango and Avocado Salad



Ingredients

- 12 Large Cooked Prawns
- 1 Mango – Peeled and chopped
- 1/4 Cucumber – finely chopped
- 1/2 Avocado, chopped
- 20g unsalted plain cashews
- 1 teaspoon Olive Oil
- Juice of a Half a Lime
- Chilli Flakes

Method

1. Combine lime juice, oil and chilli flakes together
2. Mix all other ingredients together in a bowl and dress with oil mixture.
3. Serve on a big bed of watercress and spinach
4. Season if needed.

Chicken Wraps with Pesto-Yoghurt Dressing

Serves 2

Ingredients

- 2 Skinless chicken breasts, cut into strips
- 1 small tomato, sliced 1 tablespoon fresh oregano leaves
- 1 or 2 large leaves Romano lettuce
- Coconut Oil

Dressing

- 1/3-1/2 cup plain, active-culture yoghurt
- 1 tablespoon coarsely chopped pine nuts or walnuts
- 1 clove garlic, peeled
- 2 tablespoons olive oil 1 cup fresh basil leaves shredded
- pinch of sea salt

Method

1. Heat the olive oil in a skillet and add the chicken strips and oregano. Cook the chicken thoroughly, then set aside.
2. Put the pine nuts/walnuts and the garlic into the food processor or blender until finely minced. Add the olive oil and pulse several times. Add in the basil, yoghurt, and salt. Pulse until thoroughly mixed.
3. Lay the lettuce leaf flat on a plate. Spread the whole of the leaf with the dressing and then assemble your chicken and tomato slices. Wrap, secure with a toothpick and serve.

Chicken, Quinoa and Mango Salad

Serves 1



Ingredients

- 1/2 Cup cooked quinoa
- 1 Cooked chicken breast
- 1 Mango chopped
- Half a red pepper chopped
- Half a red onion, peeled and chopped
- Handful of mixed spinach, rocket & watercress
- Handful of fresh mint, chopped
- 2 Teaspoon of fresh lemon juice

Method

Combine all of the ingredients in a bowl (except chicken) and squeeze the juice from a fresh lemon over the ingredients. Slice up the chicken and mix through.

Stuffed Peppers



Ingredients

- 1 Cup of Cooked Quinoa (follow directions on packet)
- 2 Red Onions, Chopped
- 2 Tomatoes, Chopped
- 1 Red Pepper, Chopped
- 1 Clove Garlic, Crushed
- 4 tbsp of lemon juice
- 2 Large Red Peppers
- Coconut oil
- Extra Virgin Olive Oil

Method

1. Pre-heat the oven to 200 degrees.
2. Heat the coconut oil in a pan. Fry off onions, garlic and chopped pepper for 2 minutes then add in quinoa and cook for further 1 min.
3. Cut the tops of the peppers and de-seed.
4. Stuff the peppers with the warm mixture, place in a dish, cover with foil and cook in the oven for 20-25mins.
5. Drizzle olive oil in peppers once cooked and serve.

Greek Salad with Lamb

Serves 3



Ingredients

- 1lb Minced Lamb
- 1/2 cup finely chopped Greek herbs such as dill, mint, oregano & parsley
- Sea Salt to taste
- 2 hearts romaine lettuce finely chopped
- 1-2 tomatoes, chopped
- 1 large or 2-4 small cucumbers, chopped
- 1 cup pitted Kalamata or other Greek olives
- 1/4 cup lemon juice
- 1/2 cup olive oil

Method

1. Saute ground lamb with herbs for 12-15 minutes, or until cooked through. Add salt to taste.
2. Combine meat with lettuce, tomato, cucumber and olives.
3. Whisk together with lemon juice and olive oil. Drizzle on top of salad.

Thai chicken curry soup recipe

Serves 4

Ingredients

- 2 tsp coconut oil
- 1 chicken breast, chopped
- 1 onion, finely chopped
- 1 red pepper, chopped
- 1 cup button mushrooms, chopped
- 2-3 tbsp curry powder
- 2 cups water or chicken stock
- 1 tbsp almond flour, optional, for thickening
- 3 cups coconut milk
- 1 tbsp fish sauce, optional
- 1/2 tsp fresh coriander, finely chopped
- Sea salt and freshly ground black pepper to taste



Method

1. Add the coconut oil and chicken to a large saucepan over a medium heat. Toss the chicken in the oil and cook for about 2 mins.
2. Add the onion, red pepper and mushrooms to the saucepan and cook for just a minute. Season to taste with salt and pepper at this point.
3. Coat the meat and vegetables in the curry powder (add up to 3 tbsp depending on how spicy you want the dish to be). Cook for just about 45 seconds.
4. Add the water or stock, almond flour, coconut milk and fish sauce. Stir well. Allow the soup to simmer for 5 to 10 minutes, until the vegetables are tender and the chicken is cooked through.
5. Adjust the seasoning, if needed, and top with the fresh coriander prior to serving.

Puréed Broccoli Soup



Ingredients

- 3/4 cup chopped red onion
- 2 teaspoons extra virgin olive oil
- 1/4 teaspoon tarragon
- 4 cups broccoli florets
- 1 tablespoon flour
- 1 cup water, divided
- 2 cups chicken broth
- 1 teaspoon white wine vinegar
- 1/2 teaspoon ground black pepper
- 1 tablespoon shredded baby carrot

Method

1. In saucepan, mix onion, oil, tarragon, broccoli, and salt to taste. Stir over medium heat about 3 minutes. In small bowl, whisk flour and 2 tablespoons water until smooth; set aside.
2. Add broth, vinegar, pepper, and remaining water to pan. Bring almost to a boil. Reduce heat and simmer about 10 minutes.
3. Puree soup in blender and return to pot. Whisk in flour mixture; stir over medium high heat until slightly thickened. Sprinkle with carrot.

Carrot and Orange Soup



Ingredients

- 1oz butter
- 1 clove of garlic, crushed
- 1 med onion, peeled and chopped
- 500g carrots, peeled and coarsely grated
- 1 litre water
- zest of 1 orange
- 1 teaspoon tomato puree
- Salt & pepper

Method

1. Melt the butter, add garlic, onion and carrot. Stir and cook covered for 5 minutes on low heat
2. Add water, orange juice zest, tomato puree and seasoning. Simmer covered for 30 minutes.
3. Liquidise and enjoy.

Chicken Kebabs

Serves 2



Ingredients


- 2 Chicken Breast, cubed into 1" pieces
- 1 Yellow Pepper, cut into 1" pieces
- 1 Red Pepper, cut into 1" pieces
- 1 Red Onion, cut into 1" pieces
- 1 Mango, cut into 1" pieces
- 4 Cherry Tomatoes
- Wooden Skewers
- Coconut Oil
- Chilli Flakes

Method

1. Skewer the chicken, onion, pepper, mango and tomatoes onto sticks.
2. Melt coconut oil and brush all over, sprinkle with chilli flakes then grill until the chicken is cooked through.
3. Serve with an avocado salad.

Sizzling Cajun Steak Salad

Serves 1



Ingredients

- 1 head Romaine lettuce
- 8 cherry tomatoes cut in half
- 1 cucumber peeled and sliced into thin rounds
- 1 roasted pepper cut into strips
- 2 radishes sliced into thin rounds any other salad you might like, be creative!
- Few Sprinkles of Cajun Spices according to your taste (chilli, garlic, cayenne, mustard powder)
- Nice piece of rump or sirloin steak

Method

1. Prepare salad in large bowl and set aside.
2. Sprinkle cajun spice mix over steak on both sides.
3. Heat oil in a frying pan or griddle and cook steak to your liking.
4. Slice steak and place slices on top of salad.
5. Serve immediately!!

Lettuce & Tuna Hotboats

Serves 1



Ingredients

- 1 Cos lettuce or endive, wash it and use the greener leaves
- 1 big tin of tuna steak (185grms), drained and flaked
- 1 big ripe tomato, chopped into small cubes
- 1 yellow pepper, chopped into small cubes
- 1/2 white onion, finely chopped
- 1 large red chilli, chopped
- 1 teaspoon of wheat free soy sauce
- 1 ripe avocado, peeled and chopped into small cubes (1cm)
- Extra virgin olive oil, himalayan rock salt, ground black pepper

Method

1. In a big bowl put the tuna, the chopped tomato, chilli, pepper, avocado and onion in.
2. Add salt and pepper, 2 tablespoons of olive oil and soy sauce.
3. Take a couple of lettuce leaves or endive leaves, and with a spoon arrange the tuna salad mix along the leaves.
4. If the lettuce leaves are big, you can fold them as if it was a wrap, otherwise simply tuck into these super hot boats, you'll love 'em!

Watercress & Asparagus Soup

Serves 4



Ingredients

- 900ml of vegetable stock
- 1 small cauliflower – trimmed & roughly chopped
- 350g asparagus spears – trimmed and chopped
- 4 spring onions
- 50g watercress
- 25g fresh mint
- Sea salt & freshly ground black pepper

Method

1. Put the cauliflower in a large pan & bring to the boil. Add the asparagus & spring onions, bringing back to the boil and simmer for 3 minutes.
2. Now take off the boil and stir in the watercress and mint until wilted. Blend the soup in blender or use hand blender and then re heat and season.

Zingy Tuna Steaks

Serves 2



Ingredients

- 2 x 150g/5oz tuna steaks
- pinch sea salt
- drizzle extra virgin olive oil
- For the salsa verde
- 1 heaped tsp Dijon mustard
- 150-250ml/5-9fl oz fruity, extra virgin olive oil
- 4 anchovy fillets
- handful fresh flat leaf parsley
- handful fresh basil
- handful fresh tarragon
- 1-2 tbsp capers
- 1 garlic clove
- pinch sea salt
- 1 lemon, juice only

To serve

- lemon wedges
- 2 sprigs fresh flat leaf parsley and fresh mint

Method

1. Preheat the oven to 200C/400F/Gas 6.
2. For the tuna, season the tuna steaks with the sea salt and drizzle with the olive oil. Rub the salt and oil into the steaks.
3. Heat a heavy based frying pan until hot. Add a tuna steak to the hot pan and sear until lightly browned. Carefully turn over and sear the other side (this will take about 30 seconds on each side, longer if the tuna is thickly cut). Remove and keep to one side. Repeat with the other tuna steak.
4. Place the tuna steaks in a roasting tray and place in the hot oven for another minute or two (they should still be slightly pink on the inside). Remove and keep warm.
5. For the salsa verde, place the mustard and a few tablespoons of the olive oil in a bowl and whisk to emulsify. Chop the anchovies finely and add to the bowl.
6. Pick the leaves from the herbs (except the basil - you can include the stems in the sauce). Pile the picked herbs onto a chopping board. Sprinkle the capers over the top. Chop the herbs and capers finely with a sharp knife. When finely chopped, add to the bowl with the mustard and oil mixture.
7. Peel the garlic clove. Place it on the chopping board and sprinkle over the sea salt. Crush to a fine paste with a knife blade and add the paste to the bowl and mix. Add some of the remaining olive oil to the bowl. The sauce should have a spooning consistency, so add just enough oil - you may have some left over. Mix thoroughly.
8. Just before serving, add the lemon juice to the sauce (the lemon will cause the herbs to go brown if you add it too early).
9. To serve, place the tuna steaks onto plates. Squeeze over some lemon juice and serve with a wedge of lemon, a dollop of salsa verde and a sprig of parsley each.

Coriander Spiced Veg Soup

Serves 4

Ingredients

- Coconut oil
- 1 tsp ground cumin
- 1 tsp ground coriander
- 1 medium onion, finely chopped
- 2 celery sticks, cut into 1cm pieces
- 2 garlic cloves, finely chopped
- 1cm piece root ginger, peeled and finely grated
- 1 litre vegetable stock
- 300g carrots, peeled and cut into chunks
- 200g turnips, peeled and cut into chunks
- 1 red pepper, deseeded and cut into chunks
- 150g frozen peas
- Salt and freshly ground black pepper
- A small handful of fresh coriander leaves, roughly chopped.

Method

1. Place a heavy bottomed pan with some coconut oil over a medium-high heat.
2. When hot add the cumin, coriander, onion, celery, garlic, ginger and stir fry for 2-3 minutes.
3. Add the stock, carrots, turnip, red pepper and bring to the boil.
4. Reduce the heat to medium-low, cover and simmer for 20 minutes, or until the veg is tender.
5. Add the peas and simmer for 3-4 minutes.
6. Season well then remove from the heat.
7. Stir in the fresh coriander and serve in warm bowls.

Goats Cheese and Asparagus Frittata

Serves 3



Ingredients

- 400g asparagus tips
- 1 tbsp.. olive oil
- 1 round of goats cheese, crumbled
- 6 large eggs

Method


1. Preheat the grill to medium-high. Place the asparagus in a pan of simmering salted water. Remove after 5 minutes when still tender and bright green. Refresh under a cold tap and cut into 1 cm pieces.
2. Heat oil in frying pan and add the bacon, cook for 3 minutes.
3. Lightly beat the eggs, adding the asparagus, chives and season well.
4. Pour the eggs mixture into the pan. Cook over a gentle heat for 2 minutes and then add cheese, place under the grill for a few minutes or until lightly golden and the top is set.

Mixed Green Avocado and Smoked Salmon Salad

Serves 2

Ingredients

- 1 large avocado
- 100 gms smoked salmon
- 1 Boiled Egg
- 2 tomato
- 4 handfuls of fresh spinach
- 4 handfuls of Watercress
- 2 Green Peppers
- 1 small garlic clove
- 1 small onion
- 2 tbsp extra virgin olive oil
- 1 tbsp of apple cider vinegar
- Freshly squeezed juice of 1 lime
- Optional: Himalayan crystal salt or celtic sea salt



Method

1. Thoroughly wash and drain the watercress and spinach and put into a big salad bowl.
2. Chop the peppers, add them to the salad bowl, thoroughly mix up all the ingredients and put bowl to the side.
3. Cut the avocado, onion, garlic and tomato into small pieces. Put all the pieces into a separate wooden bowl and mix all the ingredients together
4. Add 2 tbsp of olive oil, the apple cider vinegar and lime juice and mix it all together.
5. Put the avocado on top of the spinach, peppers and watercress.
6. Slice the boiled egg and smoked salmon into small pieces, add them to the salad and mix up all the ingredients.
7. Season the salad to taste with Himalayan sea salt.

Grilled Chicken Breast South East Asian Style

Serves 2



Ingredients

- 4 cloves garlic
- 1 inch thick piece of fresh ginger peeled
- Zest of two limes
- 1 tbsp olive oil
- 1 Red chilli, chopped
- 1 tsp wheat free soy sauce
- 2 skinless chicken breasts
- Salt/pepper to taste

Method

1. Place all ingredients except chicken into a blender and pulse to a rough paste. Coat chicken with paste and place in a hot oven for 25 minutes.
2. Serve with a green salad including baby leaf spinach, avocado and watercress.

Lettuce Wraps

Serves 2



Ingredients

- 4 leaves iceberg lettuce leaves
- 2 cooked turkey breasts, sliced
- 1/2 cucumber, cut into long strips
- 4 spring onions, cut into long strips
- 250g hummus
- Sprinkle paprika

Method

1. Place sliced turkey breast with cucumber, onion, hummus and paprika in lettuce leaf. Then wrap with another leaf to make a wrap. Repeat with remaining ingredients.

Spicy Lentil Pate with Crudites

Serves 2

Ingredients

- 100g split red lentils
- 125ml boiling water
- 1 onion, chopped finely
- 1 carrot, roughly grated
- 1-2 garlic cloves, crushed
- 1 teaspoon cumin seeds
- 1 teaspoon ground cumin
- 1 teaspoon turmeric
- 1/2 teaspoon ground coriander
- 50g organic butter
- salt and pepper to taste

Method

1. Cook lentils in boiling water in a small pan for about 20-25 minutes until soft and mashable.
2. At the same time, dry fry the cumin seeds in a frying pan until they start to pop.
3. Add butter then fry onion, garlic and carrot until soft.
4. Add in the remaining spices and stir through. When cooked, add the lentils and stir vegetable mix thoroughly.

Crudites – Serve with carrot, celery and cucumber sticks.

Cauliflower & Coriander Soup

Serves 4

Ingredients

- 3 tablespoons coconut oil
- 1 large onion, finely chopped
- 4 garlic cloves, finely sliced
- 1 1/2 tablespoons coriander seeds, roughly ground
- 2 sweet potato, peeled and chopped 1cm cubes
- 1kg cauliflower, leaves discarded washed and sliced approx 1cm thick
- 750ml vegetable stock
- 1 handful fresh coriander, chopped
- 1 teaspoon chili flakes

Method

1. Heat a large saucepan over a moderate heat, add the oil, onions
garlic, coriander seeds and fry for 10-15 minutes stirring occasionally until
2. Add the cauliflower and half the stock then cover and simmer for 20-30 minutes. When the cauliflower and sweet potato are soft add the rest of the stock and continue to simmer for 10 minutes.
3. Using a stick blender or food processor blend the soup to your desired consistency, season and serve or chill and store.

Beef Stir Fry

Serves 1



Ingredients

- 1 organic rib eye steak, cut into strips
- 2 shallots, peeled and chopped lengthwise
- 1 red pepper, chopped into long strips
- 2 garlic cloves, peeled and cut lengthwise
- 4-5 fresh curry leaves
- 1 green chilli, finely chopped
- coconut oil, himalayan rock salt, ground black pepper, ground cinnamon, ground turmeric

Method

1. Mix salt, pepper and turmeric on a plate and cover the beef strips well with the mix until yellow.
2. Add the shallots, red pepper, garlic, curry leaves, green chilli and a heaped tablespoon of cinnamon to a wok or pan with hot coconut oil.
3. Add a little salt and pepper.
4. Cook for about 2 minutes max at high heat and add the beef.
5. Mix it all well and cook beef to taste.
6. Sprinkle a few roughly chopped fresh coriander leaves on top.
7. Serve in a bowl piping hot.

Spicy Butternut Squash Soup

Serves 2



Ingredients

- 1 Butternut Squash, peeled and diced
- 1 red onion, chopped
- 2 garlic cloves, crushed
- 1 red chilli, chopped
- small bunch of coriander, chopped
- 1/2 teaspoon of cumin seeds
- 1 1/2 pints of vegetable stock
- Coconut Oil

Method

1. Fry the onion, garlic, coriander leaves and chilli in coconut oil for 30 seconds to release the flavour, add the diced butternut squash and onion for 2 mins so they are covered in the spice mixture.
2. Cover the mixture with stock and simmer for 30 mins. Let the soup cool and then blend in batches until smooth. Season with salt and pepper to taste.

Sweet Potato and Lentil Soup

Serves 4

Ingredients

- 2 generous teaspoons medium / hot curry powder
- 3 tablespoons coconut oil
- 2 onions finely chopped
- 1 eating apple chopped roughly
- 3 garlic cloves crushed
- 20g pack of coriander leaves and stalks, chopped
- A thumb size piece of fresh ginger grated or 1 teaspoon Lazy Ginger
- 800g sweet potatoes, peeled and chopped small (about 2 medium sized ones)
- 1.2 litres good quality vegetable stock
- 120g red lentils
- 300ml coconut milk
- Juice of 1 lime (optional)

Method

1. Put curry powder in a large, dry saucepan and toast on a medium heat for a couple of minutes.
2. Add the oil and stir as the spices sizzle.
3. Add onion, garlic, apple, coriander and ginger and season. Stir every now and then and cook for about 5 minutes.
4. Add the potato with the stock, lentils and milk. Then simmer for 20 minutes or so until veggies and lentils are soft.
5. Blend until smooth, add lime juice and check seasoning.
6. Garnish with coriander if you wish.

Roasted Tomato Soup

Ingredients

- 2.5kg plum tomatoes (or vine ripe tomatoes)
- 2 tbsp coconut oil
- 1 red onion, peeled and diced
- 1 tsp dried basil
- 1/2 tsp red chilli flakes- if you like heat- or omit
- 1 tin of chopped tomatoes
- 4 yeast free stock cubes, made up
- 1 bay leaf
- Sea salt and freshly ground pepper, to taste

Method

1. **What you'll need to do first: Roast the tomatoes.**
2. Preheat the oven to 400 degrees F.
3. Cut the plum tomatoes in half and toss them into a roasting pan with the coconut oil, some dried Italian herbs and several peeled cloves of garlic. Add a generous drizzle of lemon juice.
4. **Put into the oven and gather the next ingredients. The tomatoes** should be ready in roughly 45 minutes.
5. **Heat the coconut oil over medium heat** Add the garlic and stir for five minutes. Add the herbs and chilli flakes, and stir for another minute or two, until the onion is softened. Add the canned tomatoes and stock. Toss in the bay leaf and season with sea salt and fresh ground pepper, to taste.
6. Add the oven-roasted tomatoes and garlic, breaking the apart with a wooden spoon.
7. **Cover and bring to a simmer: lower the heat and continue** simmer for about 30 to 40 minutes.
8. Discard the bay leaf.
9. Puree the soup in a blender then return to the pot. Taste for **seasoning adjustments. Heat**
10. If the **rough** soup is too thick, add enough hot broth to thin it to the consistency you prefer.

Hot Potato

Serves 1




Ingredients

- 1 medium sweet potato
- Chilli Flakes
- 1 Egg

Method

1. Heat oven to 200 degrees and bake potato for 10 minutes.
2. Remove potato and cut in half lengthways, mash the potato up a little then break egg into middle.
3. Season and add chilli flakes, then place back in the oven for a further 10 minutes.
4. Serve with a green salad.

Fennel, Watercress and Walnut Salad



Ingredients

- Juice of 1 lime
- 1 tbsp coconut oil, melted
- 1 large head fennel, halved and thinly sliced
- Small bag of watercress
- 50g walnuts

Method

1. In a large bowl, whisk the lime juice and oil together with a fork and season to taste. Add the fennel and toss to coat. Leave to marinate for 10 mins if you have time.
2. Just before serving, tip the watercress and nuts into the bowl and toss well to combine.

Turkey Noodle Broth



Ingredients

- 50g turkey mince
- 2.5cm piece fresh root ginger peeled and very finely chopped
- freshly milled black pepper
- 750mls hot chicken stock
- 50g leeks, finely sliced
- 50g frozen peas
- 2 tbsp soy sauce
- 50g mushrooms, finely sliced
- 100g rice noodles, cooked
- 1 small bunch watercress, finely chopped
- dash lemon juice

Method

1. Mix the turkey mince with the chopped ginger and season with black pepper. Roll into small balls the size of a large marble.
2. Meanwhile, place the hot stock, leeks and peas into a large saucepan, bring to the boil, and cook for 2 minutes. Drop in the turkey meatballs one by one and simmer for 3-4 minutes until the turkey is cooked through.
3. Add the soy sauce, mushrooms, noodles and watercress. Warm through and check the seasoning, add a dash of lemon juice to finish and serve.

Chicken Caesar Salad

Serves 1

Ingredients

- 1 chicken breast, seasoned
- Handful of lettuce leaves
- Sliced cucumber
- 6 cherry tomatoes
- 2 spring onions, sliced
- 4 basil leaves
- 1 tablespoon of olive oil
- Juice of 1 lime

Method

1. Grill the chicken breast until blackened and cooked through.
2. While cooking assemble salad in a bowl.
3. Make dressing with oil, black pepper and lime juice then dress salad leaves.
4. Slice chicken and arrange on top of salad bowl.

30 Dinners



Salt n Chilli Squid

Serves 2



Ingredients

- Coconut Oil for frying
- 2 Tablespoons Coconut Flour
- 2 Teaspoons Paprika
- 1 Teaspoon Chilli Powder
- Pinch of Himalayan Sea Salt
- 500g Squid
- 1 Clove Garlic, Crushed
- 1 Red Chilli, Chopped
- 1 Spring Onion, Sliced

Method

1. Place all ingredients except coconut oil and squid into a freezer bag then shake to mix.
2. Slice the squid thinly then drop into the bag, shake until fully coated.
3. Heat coconut oil in a deep pan and fry in batches until golden brown, around 2 minutes.
4. Dry squid on kitchen paper and sprinkle chopped chilli, garlic and spring onion over.
5. Serve with a green salad and lemon wedges.

Coconut chicken

Serves 4



Ingredients

- 300ml coconut milk
- 2 tbsp tomato puree
- 1 tbsp (or to taste) dried crushed chili
- 2 tbsp ground almonds
- 2 tsp turmeric
- 2 tsp garam masala
- 2 tsp cumin
- 4 chicken breast fillets, cut into bite size pieces
- 2 onions, chopped
- 2 cloves garlic, crushed or finely chopped
- 2tbsp Coconut oil
- 4 tbsp fresh coriander

Method

1. Mix the coconut milk with the tomato puree, chili, almonds, turmeric, garam masala, cumin and 1tbsp water. Add the chicken and coat all of the pieces. Cover with cling film and refrigerate for at least 1 hour
2. Cook the onions and garlic in 1 tsp of coconut oil until soft.
3. Remove the chicken from the marinade, add to the pan with the onion and cook for 2 mins, covered over a low heat. Add the marinade and the remaining oil and cook for 15-20 mins.
4. Stir in the fresh coriander and serve.

Jessie's Dhesi Chicken Curry

Serves 4

Ingredients

- 2 Onions, chopped finely
- 150g Button Mushrooms, wiped and halved
- 1 Red Pepper, sliced
- 4 cloves of garlic, crushed
- 1 red chilli, chopped
- 1 tbsp Ginger powder
- 1 tbsp Himalayan Rock salt
- 1/2 tbsp Garam Masala
- 6-8 medium tomatoes (Blended)
- 1 tbsp Turmeric
- Fresh Coriander, torn
- 3 chicken thighs
- 4-6 chicken drumsticks
- 1 1/2 tbsp Coconut oil



Method

1. Add Coconut oil to skillet or Large Pan.
2. Once melted add onion and garlic until browned.
3. Stir in ginger, chillies, tomatoes, tumeric, garam masala and salt.
4. Allow to simmer for 3 minutes.
5. Add Chicken and coat chicken with ingredients.
6. Cook on slow heat for at least 30 – 45 minutes.
7. Add mushrooms and peppers and cook for a further 5 minutes.
8. Finish with a sprinkle of torn coriander.

Chilli Chicken with Chickpea Mash

Serves 4

Ingredients

- 4 skinless chicken breasts
- 1 tbsp olive oil
- 8 tsp harissa (chilli) paste

Chickpea mash

- 2 tbsp olive oil
- 2 garlic cloves, crushed
- 1 x 400g tin chickpeas (no salt or sugar added)
- 4 tbsp rice or almond milk
- 3 tbsp chopped fresh coriander



Method

1. Make shallow cuts in each chicken breast. Place chicken in a dish and brush with the olive oil and coat both sides of each breast with the harissa paste. Season and cover the dish with foil and marinate in the fridge for at least 30 mins.
2. Preheat oven to 220 C/425 F/gas mark 7. Transfer the chicken breasts to a roasting tin and roast for about 20-30 mins until they are cooked through.
3. Meanwhile make the chickpea mash. Heat the oil in a saucepan and gently fry the garlic for a minute, then add the chickpeas and milk and heat through for a few minutes. Transfer to a blender or food processor and puree till smooth.
4. Season to taste and add the fresh coriander.
5. To serve divide the chickpea mash up between 4 and top with 1 chicken breast and garnish with coriander. Add a portion of green veg or green salad.

Griddled Kingfish Thai Green Curry

Serves 4

Ingredients

- 1 Small Butternut Squash, peeled, deseeded and cut into bite-size pieces
- 2 teaspoons Thai Green Curry Paste (see below)
- 1 Garlic clove, peeled and finely chopped
- 1 tablespoon Thai fish sauce
- Juice of one Lime
- 400 ml Coconut Milk
- 2 tablespoons finely chopped Coriander
- 400 g Broccoli, cut into small florets
- 400 g Sugar Snap Peas
- 4×100 g White Fish Fillets
- Coconut Oil



Method

1. Tip the squash into a nonstick roasting tray and roast with 1 tablespoon of coconut oil, in the oven for 15/20 minutes until soft.
2. Remove from the oven and set aside.
3. Heat the oil in a wok or large heavy based pan. Add the curry paste and garlic and cook for two minutes over a low heat. Add the fish sauce, lime juice, coconut milk and coriander and bring to just below boiling.
4. Tip in the broccoli and sugar snap peas, bring to the boil. Reduce the heat, add the fish and simmer for 5 to 6 minutes or until fish is cooked through.

Thai Green Curry Paste

Ingredients

- 2 handfuls fresh coriander (leaves and stems)
- 2 small shallots
- 4 cloves garlic
- 1 to 2 jalapeno peppers, seeded (or 1 to 2 teaspoons crushed red chili flakes)
- 1-inch Chunk of fresh ginger, peeled
- 1/2 tsp lime zest
- 1 tsp sea salt, or to taste
- 1/4 to 1/2 Cup water
- 1 Can full fat coconut milk

Method

1. Place all ingredients into a blender and blend until smooth. Pour into a small pot and simmer for about 10 to 15 minutes, uncovered.

Roasted Fennel, Cherry Tomatoes and Chickpeas

Serves 2

Ingredients

- 2 medium fennel buds
- 2 sprigs of fresh sage
- Juice of half a lemon
- 12 cherry tomatoes
- 400 gram jar of chickpeas, drained
- Coconut oil
- Sea salt and cracked black pepper



Method

1. Cut the fennel bulbs into quarters and place them in a roasting tray with 2 teaspoons of coconut oil, salt and pepper.
2. Roast on the middle shelf of an oven for 25 minutes, turning often, or until charred but not burnt. Remove from the oven, tip into a bowl and keep to one side. Roast the cherry tomatoes for 10 minutes by placing them in a roasting tin with a generous pinch of sea salt, no oil needed.
3. Place a large, heavy based, non-stick frying pan on a low heat with teaspoon of coconut oil, when melted squeeze in the lemon juice and add the sage. Cook for 1 minute to allow the flavour of the sage to infuse the oil, and then add the roasted tomatoes, 2 generous pinches of pepper and 1 of salt.
4. Cook for 2 minutes, stirring constantly. Then add the fennel and the chickpeas. Cook for a further 3 minutes, stirring often, and then serve.

Chicken and king prawn Spinach Curry

Serves 4



Ingredients

- 1 Red onion, chopped
- 2 tablespoons curry powder
- 1 teaspoon cinnamon
- 2-3 Cloves garlic, chopped
- 1 inch Fresh ginger finely chopped
- 1 Green chili chopped
- 3 skinless chicken fillets, cubed
- 400 ml boiling water
- Bag of fresh spinach
- Fresh coriander
- 2-3 tablespoons coconut milk
- King Prawns

Method

1. Melt coconut oil in frying pan, add onion, garlic, ginger and chili and stir fry for 2-3 minutes.
2. Add curry powder and cinnamon then stir-fry for further minute.
3. Add chicken pieces, water and spinach, cover and cook for 15-20 minutes.
4. Add prawns 5 minutes before the end of cooking if using.
5. Season well and remove from heat.
6. Stir in coconut milk and garnish with chopped coriander.

Chicken Pizza

Serves 2



Ingredients

- 2 chicken breasts
- 1 tub tomato puree
- 1 red pepper, sliced
- 1 onion, sliced
- 50g goats cheese
- 8 Walnuts, crushed

Method

1. Butterfly- cut the chicken breasts and flatten out.
2. Thinly cover with tomato puree.
3. Sprinkle peppers and onions over the top.
4. Place on a baking tray in a pre-heated oven for 15-20 mins.
5. Remove and sprinkle with goats cheese and walnuts.
6. Place back in oven for 5 minutes then serve.

Thai-Inspired Scallop Soup

Serves 3



Ingredients

- 1 tsp coconut oil
- 1 tbsp finely chopped fresh ginger
- 2 garlic cloves, minced
- 500g scallops
- 400ml coconut milk
- 1 litre chicken or fish stock
- 1 red pepper, cut into thin strips
- 2 spring onions, thinly sliced
- handful finely chopped basil
- juice of 1 freshly squeeze lime

Method

1. Heat oil in a deep saucepan over medium heat. Add ginger and garlic and sauté briefly.
2. Lightly salt scallops then add them to the pan. Saute 2-3 minutes then add coconut milk, chicken stock, bell pepper and spring onions.
3. Bring the soup to a gently boil then remove from heat and stir in lime juice and basil.
4. Add salt or hot sauce to taste.

Pesto Turkey Burger

Serves 4

Ingredients

- 400g turkey mince
- 8 sun-dried tomatoes
- 1 sweet red pepper, coarsely chopped
- 1 shallot, coarsely chopped
- 3 Tbsp walnut pesto (see below)
- sea salt
- freshly ground black pepper



Method

1. In a large bowl, place the turkey.
2. Combine sun-dried tomatoes, red pepper, and shallot in a food processor and pulse until finely chopped. Add to turkey mixture.
3. Add pesto to turkey and mix all ingredients well with your hands to combine. Season with salt and pepper.
4. Form into medium sized patties and refrigerate until ready to grill.
5. Preheat grill to medium.
6. Grill burgers for approximately 5 minutes on each side or until cooked through.

Walnut Pesto

- 100g walnuts
- 1 clove garlic
- 1/2tsp salt
- 1/4 tsp pepper
- 3 cups fresh basil leaves
- extra virgin olive oil to blend

1. Put the walnuts, garlic, salt and pepper in the food processor and pulse until coarsely ground. Add the basil and pulse a couple of times. With the food processor on, drizzle in the olive oil until your desired consistency is reached.

Moroccan Meatballs

Serves 4



Ingredients

- 500g lamb mince
- 1 onion, grated
- 2 garlic cloves, finely chopped
- handful of fresh flat-leafed parsley, finely chopped
- 2tbsp olive oil
- 1tps ground cumin
- 1tsp ground cinnamon
- 1/2 tsp cayenne pepper
- 400g chopped tomatoes
- large handful of chopped fresh coriander leaves

Method

1. Put the mince, half the onion, half the garlic and parsley in a bowl. Use your hands to combine, then set aside.
2. Heat the oil in a large heavy-based frying pan, set over a high heat. Cook the remaining onion and garlic for 5mins, until softened and golden. Add the spices and cook, stirring constantly, for 1 min, until aromatic. Add the tomatoes and 250ml water and bring to the boil. Cook for 5mins.
3. With slightly wet hands, roll the lamb mixture into walnut sized balls, then put them directly into the sauce. Reduce the heat, cover and cook for about 15mins, until the meatballs are cooked through. Stir in the coriander and keep warm.
4. Serve the meatballs with a crunchy salad on the side.

Asian Rice and vegetable stir fry

Serves 4

Ingredients

- 200g Brown Rice cooked as per packet instructions
- 1tbsp Sesame oil
- 1" Fresh ginger grated
- 2 Garlic cloves crushed
- 3 medium onions quartered
- 2 sprigs Rosemary
- 1tsp Cayenne Pepper
- 2 Red Peppers Diced
- 2 Yellow Peppers Diced
- 75g Cashews
- 100g Fine green beans
- 100g Mange Tout
- Handful of spinach
- 1tbsp tamari (Gluten Free Soy Sauce)
- Spring onions sliced diagonally
- Juice of 1/2 a lemon
- Handful of Almond flakes toasted



Method


1. Heat oil in a pan and add onions, ginger and garlic, cook for 2-3 minutes.
2. Add rosemary and peppers, then cook for 3-4 minutes.
3. Add in cashews, beans and mange tout then continue to cook for further 2-3 minutes then add rice to vegetables with soy sauce and spring onions and cook for further 2mins.
4. At last minute throw in spinach and warm through, then squeeze lemon juice over rice and serve in bowls with a sprinkling of toasted almond flakes on top.

Butternut squash and goats cheese with purple sprouting broccoli

Serves 2

Ingredients

- 1 large butternut squash
- 2 chicken breasts
- 1 tablespoon harrisa paste
- 2 tablespoons coconut oil
- 1 teaspoon chilli flakes
- 1 teaspoon cumin seeds
- Sea salt and ground pepper
- 200g purple sprouting broccoli
- 100g pumpkin seeds
- 200g Goats Cheese roulade



Method

1. Preheat the oven to 200°C. Cut the chicken breast into strips and mix with the harrisa paste; leave for 15 minutes for the flavours to marinate.
2. Peel and cut the squash into chunks, toss in oil and then mix in the chili flakes and cumin seeds. Put the squash in a roasting tin and place in the oven for about 40 minutes until they start to brown at the edges.
3. Roast the chicken breast for around 30 minutes while steaming the broccoli for about 3 minutes.
4. Assemble on plate and crumble the goats cheese on top to serve.

Spicy Pork

Serves 4

Ingredients

- 400g pork loin fillet or boneless chops
- 1 tblsp olive oil
- 3 tblsp tamari
- 2 teaspoons tomato puree
- 1 inch ginger peeled and grated
- 1 large red chilli chopped finely
- 1 spring onion finely chopped
- 2 large garlic cloves crushed
- 2 teaspoons raw organic honey

Method

1. Whizz all the ingredients except pork together in a blender.
- 2 Rub this all over the pork and leave to marinade for at least 1 hour, the longer the better.
- 3 Place in an oven proof tin, cover with foil and bake for about 30-35 minutes at 180C/350F/ gas 4.
- 4 Serve with sweet potato wedges and steamed green veg.

Chilli Con Carne with Guacamole

Serves 4

Ingredients

- 2 medium onions
- 1 clove of garlic
- 1 tbsp. olive oil
- 2 tsp. of chilli powder
- 1 fresh red chilli, deseeded and finely chopped
- 1 heaped tsp. of ground cumin
- Sea salt and freshly ground black pepper
- 455g/1lb Turkey Mince
- 4 large tomatoes or 2 x 400g tin tomatoes
- 1/2 a stick of cinnamon
- Red kidney Beans soaked overnight or 2 x 400g tin



Method

1. Use a metal pan or casserole dish with a lid that can be used both on the hob and the oven.
2. Preheat the oven to 150°C/300°F/Gas mark 2.
3. Put the onions and garlic into a food processor until finely chopped, then fry in a little oil until soft.
4. Add the chilli powder, fresh chilli, cumin and a little seasoning.
5. Now add the mince and continue to cook, stirring until all has browned.
6. Now add the tomatoes' cinnamon stick and a wineglass of water (not wine).
7. Season a little more if needs be.
8. Bring to the boil, cover with greaseproof paper and the lid, then either turn the heat down to simmer and cook for 1 hour 30 minutes or transfer to the oven for about 1 hour 30 minutes.
9. Add the kidney beans 30 minutes before the end of the cooking time.
10. Always tastes better if you cook it the day before, as flavours will develop. Serve with a Green Salad, guacamole and rice.

Guacamole

Ingredients

- 3 avocados - peeled, pitted, and mashed
- Juice of one lime, fresh squeezed
- 1 tsp. salt
- 75g diced onion
- Handful chopped fresh coriander
- 2 small tomatoes, diced
- 1 garlic clove
- 1 pinch ground cayenne pepper (optional)

Method

1. In a medium bowl, mash together the avocados, lime juice, and salt. Mix in onion, coriander, tomatoes, garlic, and cayenne.
2. Refrigerate, covered, for one hour, then serve.

Spanish Meatballs

Ingredients

- 500g organic lean minced beef
- 1 large organic or free range egg
- 2 400g tins of chopped tomatoes
- 2 organic beef stock cubes
- 1 litre of boiling water
- Dried Herbs de Provence (or a good selection of dried mixed herbs)
- 1 white onion, finely sliced
- 1 garlic clove, finely sliced, extra virgin olive oil or coconut oil, salt and • ground black pepper



Method

1. Mix the mince with the egg and half the onion chopped. Season with 1 stock cube and black pepper.
2. Roll the mixture with your hands into ping pong sized balls and fry in oil until almost cooked (the meatballs can still be slightly pink in middle as they are going to simmer in the sauce). Be sure to turn them around now and again so they cook evenly.
3. Take the meatballs out and put them on a plate to rest.
4. Drain all but 1 tablespoon of oil in the pan, retaining the bits of meat that are left in the bottom of the pan.
5. Add the rest of the chopped onion and some finely chopped garlic and sauté for a further 2 minutes until golden.
6. Add the 2 tins of chopped tomatoes and a good sprinkling of mixed herbs.
7. Add in the water and crumble in the final stock cube. Season with salt and pepper if required.
8. Simmer for about 10-15 minutes until the sauce thickens a little.
9. Add the meatballs and mix them well with the tomato sauce. Let them cook for another couple of minutes.

Chickpea broth

Serves 2



Ingredients

- 400g canned chickpeas, rinsed and drained
- 200g cooked red lentils
- 100ml vegetable stock
- 2 garlic cloves, peeled, finely chopped
- salt and freshly ground black pepper

To serve

- 1 tbsp chopped fresh parsley
- olive oil

Method

1. Place the chickpeas, lentils, stock and garlic into a saucepan. Bring to the boil, then reduce the heat until the mixture is simmering. Simmer for five minutes or until the chickpeas are tender.
2. Remove from the heat and blend with a hand-held blender until smooth, adding more stock as necessary. Season to taste with salt and freshly ground black pepper.
3. To serve, ladle the chickpea broth into two bowls. Garnish with the chopped parsley and a drizzle of olive oil.

Monkfish and Lemon Skewers

Serves 4

Ingredients

- 800g monkfish tail fillets, cut into 4cm pieces
- 4 unwaxed lemons
- 2 tsp sumac (see below)
- 1-2 tsp dried red chilli flakes
- Sea salt
- 4 garlic cloves
- A handful of fresh flat leaf parsley, finely chopped
- Salt and freshly ground black pepper
- Wild rocket leaves



Method

1. (Sumac is a blend of spices and is widely in Turkish cooking. If you can't find it, mix 1 tsp each of lemon zest, toasted crushed cumin seeds and sweet smoked paprika and use this instead)
2. Put the monkfish into a glass bowl. Finely grate the zest of 2 lemons in a separate bowl and set aside. Halve these lemons and squeeze the juice over the fish. Add the sumac and chilli, season well with sea salt and stir. Cover and chill in the fridge for 15-30 minutes.
3. Meanwhile, preheat your grill to high. Add the garlic and parsley to the lemon zest. Season, mix well, and then set aside.
4. Thinly slice the remaining lemons. Thread the monkfish and lemon slices alternatively onto 8 metal skewers (or wooden skewers soaked in water for 30 minutes). Grill for 8-10 minutes, turning halfway through, or until the fish is cooked through.
5. Garnish with the zest mixture and serve with rocket salad.

Thai green turkey burgers with a Courgette and green bean stir-fry

Serves 4



Ingredients for Thai Green paste

- 4-6 medium green chillies, de-seeded and roughly chopped
- 2in piece of fresh ginger, peeled and grated
- 2 garlic cloves, crushed
- Small bunch of fresh coriander
- 2 lemongrass stalks, chopped
- 1 lime, grated zest and juice
- 1 tbsp coriander seeds, crushed
- 1 tsp ground cumin
- 1 tsp black peppercorns, crushed
- 3 tbsp olive oil
- 8 kaffir lime leaves, torn into pieces (if unavailable, use the grated zest of 1 extra lime)

Method

1. If you have a mini blender, put all ingredients together and blitz until a smooth paste forms. If not, use a pestle and mortar to grind all the ingredients together. This should keep for a couple of weeks in the fridge, so make double and you'll have plenty for a Thai Green Curry or more burgers.

Ingredients for burgers:

- 600g turkey mince
- 1egg
- 2-3 tablespoons of the curry paste
- 1 large courgette
- handful of green beans
- Red onion
- Drizzle of coconut oil
- 1 green chilli
- Half an inch of grated ginger

Method

1. Mix together the turkey, curry paste and egg until everything is bound together.
2. Season with a little sea salt. Shape into small patties. 600g should make 6-8 patties.
3. Shallow fry the burgers for about 4 minutes on each side in a little coconut oil.
4. Meanwhile use a peeler to get strips of courgette and cut the beans in half length ways. Heat a little oil in a wok and fry off the ginger and chilli. Add the veggies and toss in the oil so the chilli and ginger coat the veggies.
5. Serve burgers with stir fried veggies and some raw spinach.

Fat loss Fishcake's

Serves 4

Ingredients

- 1 Rainbow trout
- 100g smoked salmon
- 2 large sweet potatoes
- 1 portion of Soft goats' cheese
- 2 cloves garlic, crushed
- 1 red chilli , diced
- 1 beaten egg
- 6 Chives, chopped finely
- 50g Gluten Free bread crumbs



Method

1. Wrap rainbow trout in foil and place in oven for 25min at 200c.
2. Once the rainbow trout is cooked, leave out to cool.
3. Peel and boil sweet potatoes, once soft mash and place in a bowl to cool. Flake rainbow trout into the mash, watching out for bones. Cut the smoked salmon into small pieces and add to mash. Then add garlic, chili and chives.
4. Mix all ingredients together. Place in fridge for 1-2hours.
5. Now beat an egg in one bowl, Breadcrumbs in another. Remove bowl from fridge. Using your hands take handfuls of mixture and shape into fishcakes. Place the fishcake into the bowl of beaten egg until covered, then into bowl of breadcrumbs until completely covered. Repeat this until you have used all of your mixture (4 fishcakes).
6. Place fishcakes in oven for 30-45 minutes until golden brown. Serve with baby spinach, rocket and cherry tomato salad then drizzle balsamic vinegar and olive oil.

Guilty free family shepherd's pie

Serves 4

Ingredients

- Turkey Mince 500g
- 4 sweet potatoes
- 2 sliced carrots
- 1 large white onion
- 10 organic mushrooms
- Wheat and Gluten free [gravy \(goodnessdirect.co.uk\)](http://goodnessdirect.co.uk)
- 1 portion of goats cheese
- Coconut cooking oil
- Any Dried Mixed Herbs



Method

1. Pre heat oven at 180c for 20 minutes. Skin sweet potatoes, chop and place in pan of boiling water. Leave potatoes to soften and boil for 20-30 minutes.
2. Chop onion, mushrooms and carrots. Heat a deep pan with 1 teaspoon of coconut oil. Add onions and mushrooms, stir for 2-3 minutes until slightly golden. Add turkey mince to pan and cook until brown, 10 minutes.
3. Add 1 teaspoon of mixed herbs and stir. Add sliced carrots, 250ml of boiling water and 4 heaped tablespoons of gravy mix.
4. Stir and simmer for approx 10 minutes.
5. Mash sweet potatoes together until smooth with no lumps. Place mince mixture into large deep oven dish. Place sweet mash evenly over mince mixture.
6. Sprinkle a handful of grated goat's cheese over sweet mash. Place in oven at 180c for 30 minutes.
7. Serve with Savoy cabbage and enjoy!

Sticky Chicken Surf & Turf

Serves 4

Ingredients

- 2 lemons, quartered
- 12 chicken wings
- 12 uncooked prawns, shell on
- 1tsp oregano
- salt and freshly ground black pepper

For the marinade

- zest and juice of 1 lemon
- 2 tomatoes
- 1 onion
- 4tbsp olive oil
- 1 red chilli
- 6 garlic cloves

Method

1. Preheat oven to 180°C.
2. Put all the marinade ingredients in a blender and whizz till smooth. Throw the chicken into a roasting tin with the marinade and mix to coat. Add the lemon quarters.
3. Roast for 30 minutes, occasionally giving the tray a shake to mix it up.
4. Add the prawns and squeeze the roasted lemons over the ingredients.
5. Cook for a further 10 mins, or until the prawns are cooked.
6. Serve with a green salad.

Big Bad Burger and Chips

Ingredients for Burgers

- 500g extra lean beef mince (or turkey will work fine too)
- 1 onion, chopped finely
- 1 chilli - finely chopped
- 1xegg

Method

1. Mix all ingredients together in a bowl, divide it into 4 portions. Knead each portion so it all sticks together nicely, then flatten into a burger shape.
2. Heat some coconut oil in a frying pan and shallow fry for around 4 minutes each side.

Ingredients for Wedges

- 2 large sweet potatoes
- 1/2 tsp chilli powder
- 1 tsp paprika
- 1 tbs coconut oil, melted

Method

1. Slice up the sweet potatoes so they look like wedges.
2. Toss all ingredients into large bowl then place in a large baking tray in oven at around 200-220 degrees C for 30-40 mins.
3. Serve alongside a bed of steamed greens.

Oven baked sea bass with sweet potato chilli mash and spinach

Serves 2



Ingredients

- 4 seabass fillets
- 2 medium sweet potatoes
- 2 chopped garlic cloves
- 1 finely chopped red chilli
- Ground Cinnamon
- Coconut Oil

Method

1. Coat 2 sea bass fillets with garlic and chilli and coconut oil and place in oven for 20-30 mins on gas mark 8.
2. Peel, boil and mash 4 medium sweet potatoes then add chillies and a dash of cinnamon.
3. Serve with a bed of fresh raw spinach.

Chicken Skewers and hummus

Serves 4



Ingredients

- 3-4 free range organic skinless chicken breasts

For the marinade

- 1/2 heaped teaspoon of each coriander, cumin and fennel seeds roughly ground
- 1 teaspoon smoked sweet paprika
- 2 garlic cloves, crushed
- A pinch of saffron 30-40 strands, infused in 1 tablespoons boiling water
- 1/2 bunch fresh oregano, chopped (can use dried if you don't have fresh)
- 1 dessertspoon lemon juice
- 1 dessertspoon olive oil

Method

1. Take 10 bamboo skewers and soak in a jug of water then cut chicken breast fillets in half lengthways and then into 1" cubes.
2. Place the meat in a large mixing bowl and add the marinade ingredients and mix thoroughly, leave in the fridge for at least two hours.
3. When ready to cook heat a griddle pan on a high heat, whilst waiting for the pan to heat skewer 4-5 pieces of meat onto each stick, slightly flattening them as you go.
4. When all the skewers are done place them in the hot pan and cook on a high heat for about 5-6 minutes each side so that they are slightly charred on the outside and just cooked and juicy on the inside, serve with a Green Salad and Hummus.

Hummus

Ingredients

- 200g / 7oz chickpeas, soaked overnight in plenty of water
- 2-3 Garlic Cloves
- Juice of 1 1/2 Lemons
- 3 tablespoons Olive Oil
- 3 Tablespoons

Method

1. Drain the chick peas, place them in a saucepan and cover with fresh water bring them to the boil and then simmer until soft, to test if they are soft squish one between your fingers!
2. Run the chick peas under cold water until cool and then drain.
3. Using a food processor blend all the ingredients adding a little cooled boiled water as you go until you are left with a smooth creamy paste, remove from the mixing bowl and season to taste, you can keep this in the fridge for up to a week and take some to work each day with some vegetable crudité's for your lunch or to snack on.

Crab and Cauli Cakes



Ingredients

- 350g white crabmeat
- 1 small head of cooked cauliflower (mashed)
- 3 stalks of finely chopped celery
- 1 finely chopped onion
- 1 tablespoon chopped parsley
- 2 eggs, beaten
- 1 tsp chilli powder or 1 chopped red chilli
- Coconut oil for frying

Method

1. Combine all ingredients in a large bowl except the oil.
2. Form into 6 patties and chill in the fridge for at least 1 hour. Heat oil in frying pan and brown for 3 minutes on each side.
3. Serve with a green salad and lime wedges.

Prawn, Fennel and Tomato Ragout

Serves 2



Ingredients

- 1 tbsp coconut oil
- 1 onion, chopped
- 1 large fennel bulb, quartered, sliced and leafy tops reserved
- 400g cherry tomatoes
- 200g large cooked, peeled prawns
- handful black or green olives

Method

1. Heat the oil in a large pan. Add the onion and fennel and cook for 5 mins, stirring every so often.
2. Add the tomatoes and seasoning, then bring to the boil.
3. Cover and cook on a low heat for 10 mins until the fennel is tender, then stir in the prawns and warm through.
4. Serve scattered with olives and the reserved fennel tops, roughly chopped.

Veggie Burgers

Serves 4

Ingredients

- Coconut oil
- 1 finely chopped onion
- 1 carrot, grated
- 1/2 red pepper
- 3 garlic cloves, smashed, peeled and finely chopped
- 2 tbsp tomato puree
- 2 tsp dried herbs
- 1 tsp oregano
- 2 tsp sprouted, ground flaxseed
- 400g kidney beans or black beans – cooked
- 200g brown rice, cooked
- 50g chopped nuts
- Himalayan Crystal salt and black pepper
- 3 tbsp gluten free flour

Method

1. Melt 1 tbsp coconut oil in a saucepan.
2. Add onion, garlic, herbs, oregano.
3. Season with salt and pepper to taste. Stir fry for 5 minutes.
4. Chop beans and rice in a blender. Add onion mix and nuts. Blend briefly.
5. Chill the mix in the freezer for 15 minutes.
6. Dust work surface with flour. Make 6 – 8 burger shapes. Place on a baking sheet and chill.
7. Melt 1 tbsp of coconut oil in a frying pan on a high heat. Fry burgers until brown (Approx 10 minutes.)
8. The burgers freeze well. Defrost for 4 hours.

Chicken in Walnut and Garlic Sauce

Ingredients

- 4 large chicken breasts, skin removed
- 4 tbsp of coconut oil, melted down
- 3 heaped tbsp of roughly chopped walnuts
- 3 heaped tablespoons of chopped parsley
- 3 plump cloves of garlic, peeled and crushed
- Himalayan Sea salt and freshly ground black pepper

Method

1. Preheat the oven to 200°C (400°F) Gas mark 6
2. Place the chicken breasts in an ovenproof serving dish.
3. Put all the remaining ingredients into a food processor and whiz briefly into a sauce.
4. Spread the mixture over the chicken and bake in the oven for 40 minutes until golden and cooked through. Serve with a huge avocado salad.