

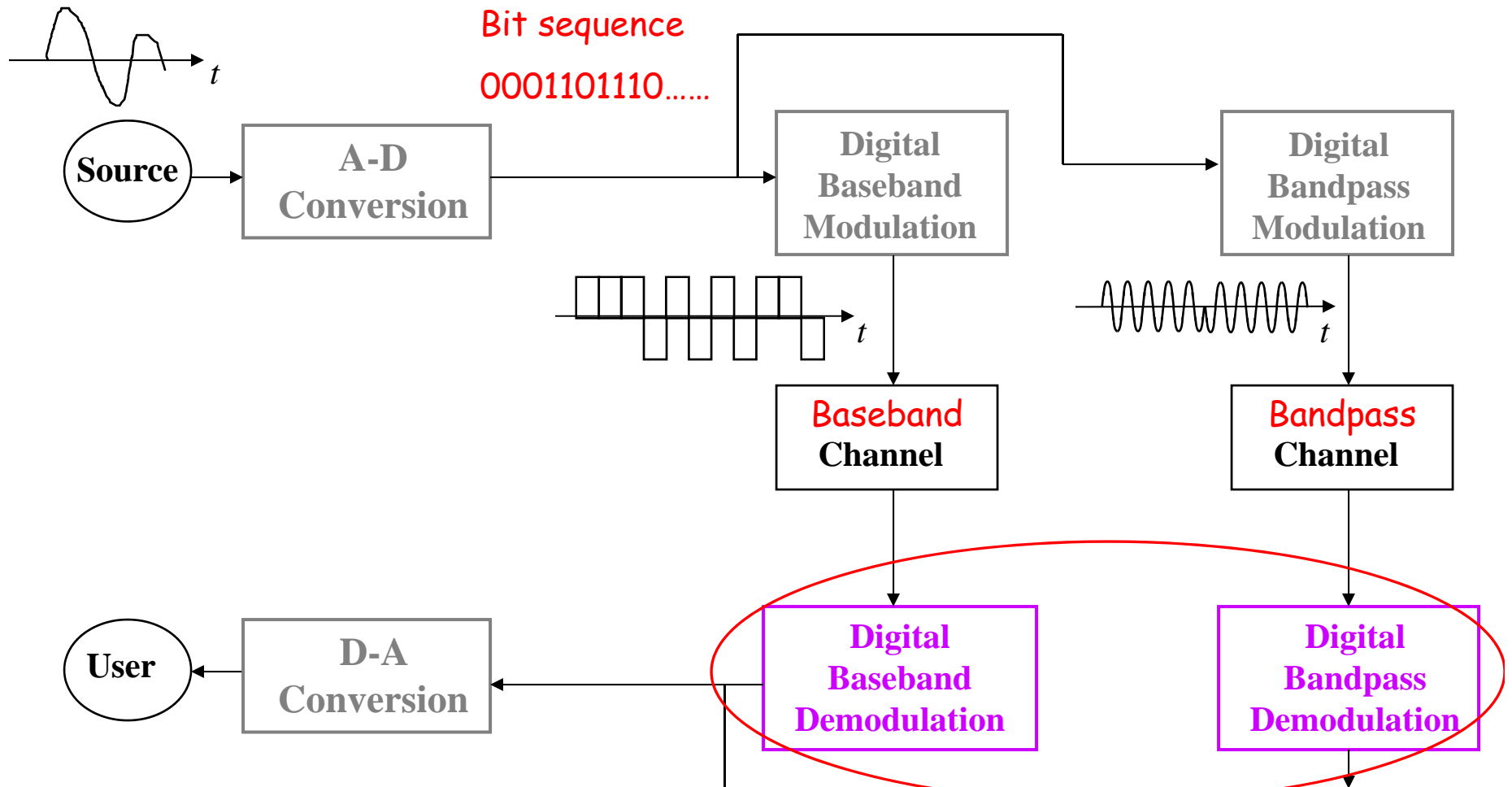
Lecture 8. Digital Communications

Part III. Digital Demodulation

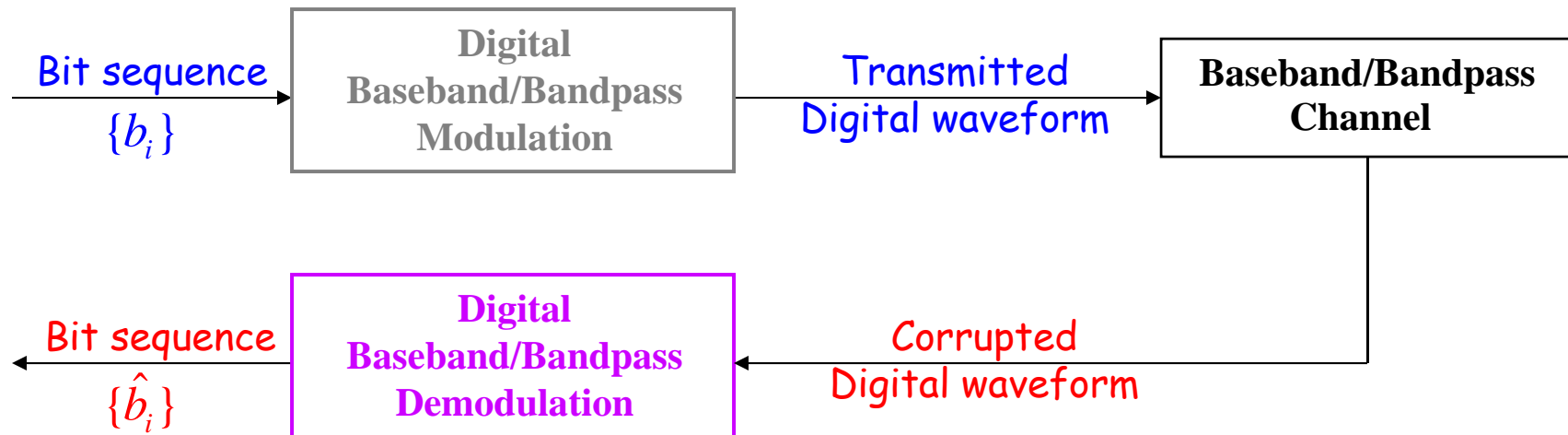
- Binary Detection
- M-ary Detection

Digital Communications

Analog Signal

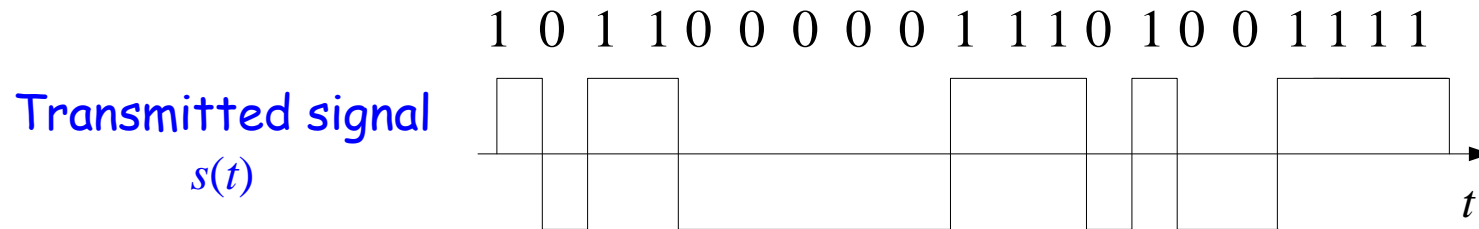


Digital Demodulation



- What are the sources of signal corruption?
- How to detect the signal (to obtain the bit sequence $\{\hat{b}_i\}$)?
- How to evaluate the fidelity performance?

Sources of Signal Corruption

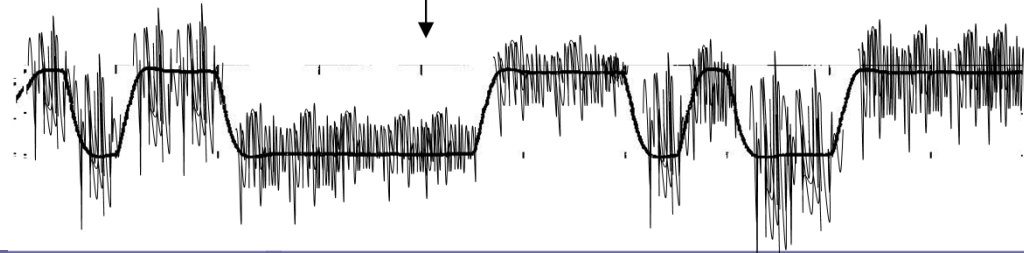


- Suppose that channel bandwidth is properly chosen such that most frequency components of the transmitted signal can pass through the channel.

Channel

- **Thermal Noise:** caused by the random motion of electrons within electronic devices.

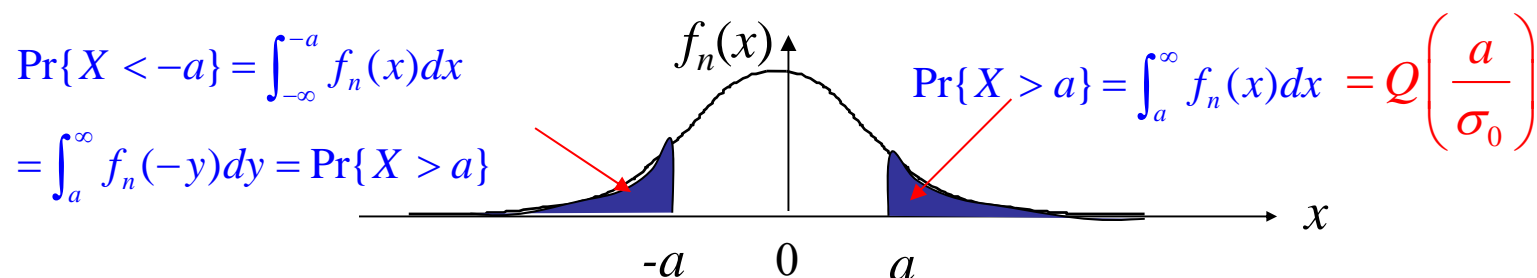
Received signal $y(t)$



Modeling of Thermal Noise

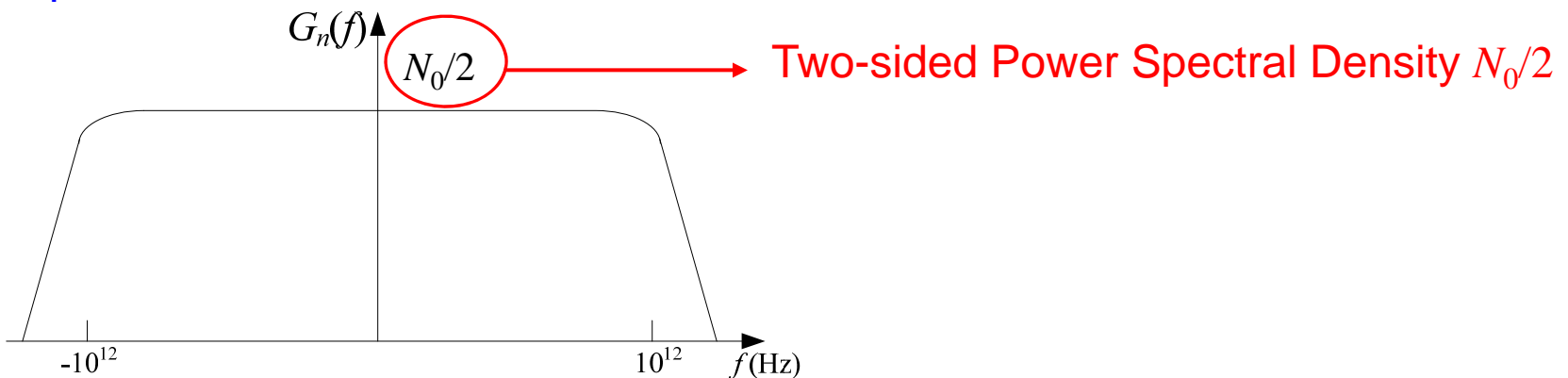
- The thermal noise is modeled as a WSS process $n(t)$.
 - ✓ The thermal noise is superimposed (**added**) to the signal: $y(t)=s(t)+n(t)$
 - ✓ At each time slot t_0 , $n(t_0) \sim \mathcal{N}(0, \sigma_0^2)$ (i.e., zero-mean **Gaussian** random variable with variance σ_0^2):

$$f_n(x) = \frac{1}{\sqrt{2\pi}\sigma_0} \exp\left(-\frac{x^2}{2\sigma_0^2}\right)$$



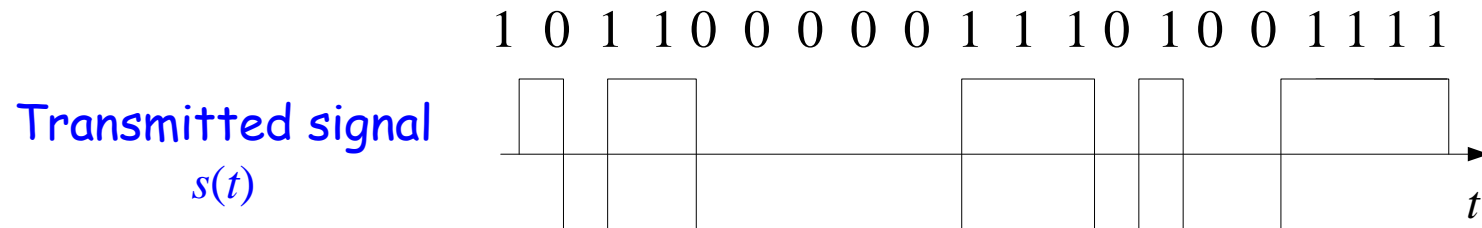
Modeling of Thermal Noise

- ✓ The thermal noise has a power spectrum that is constant from dc to approximately 10^{12} Hz: $n(t)$ can be approximately regarded as a **white** process.



The thermal noise is also referred to as **additive white Gaussian Noise (AWGN)**, because it is modeled as a **white Gaussian WSS** process which is **added** to the signal.

Detection

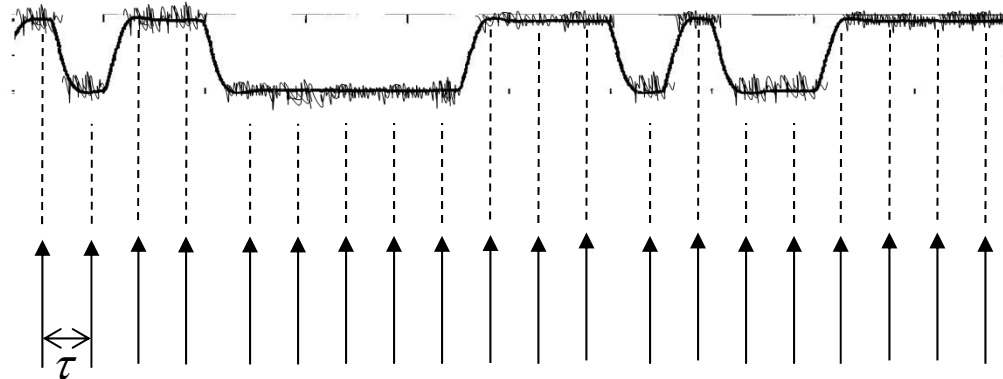


Received signal $y(t)=s(t)+n(t)$

Step 1: Filtering

Step 2: Sampling

Step 3: Threshold Comparison



Sample $> 0 \Rightarrow 1$

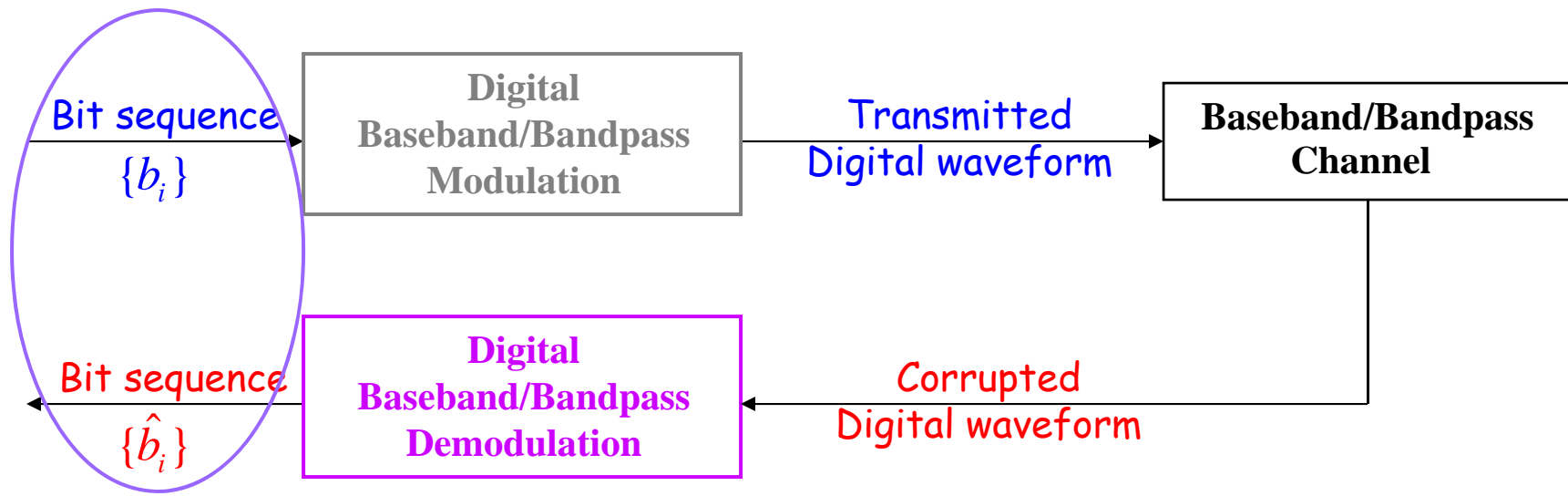
Sample $< 0 \Rightarrow 0$

1 0 1 1 0 0 0 0 1 1 1 0 1 0 0 1 1 1 1

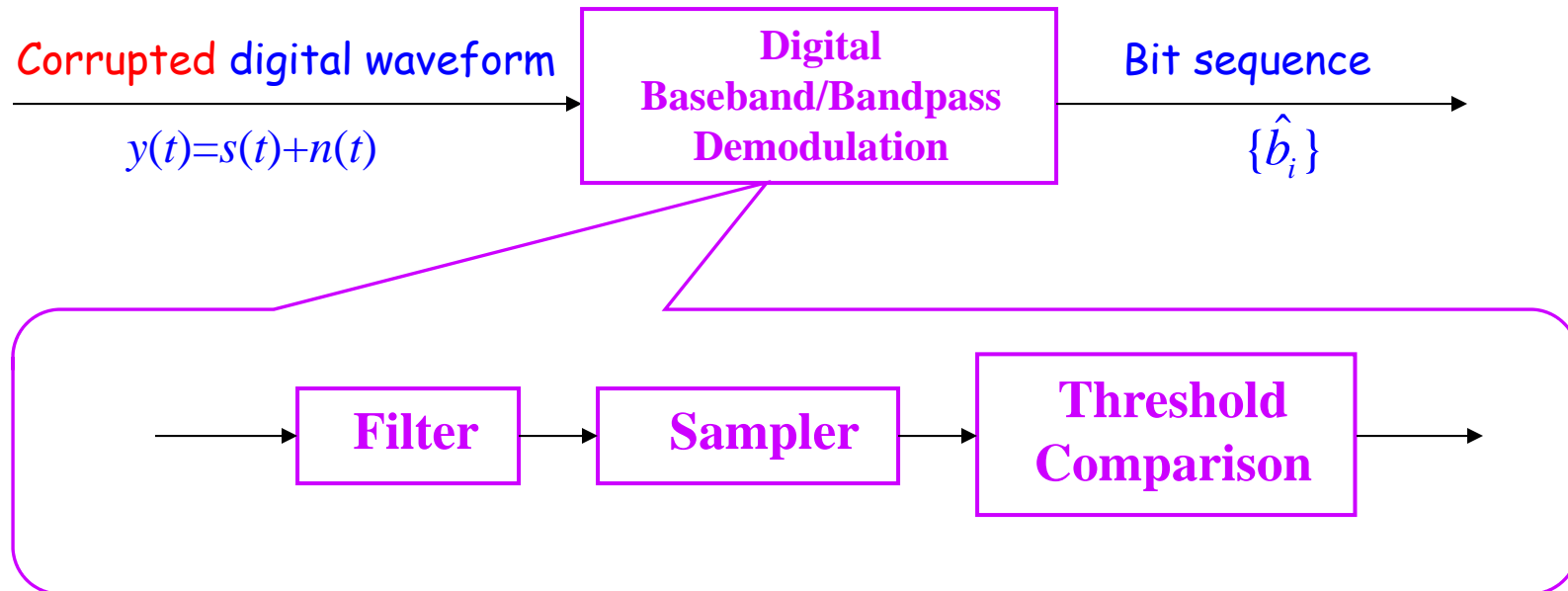
Bit Error Rate (BER)

- Bit Error: $\{\hat{b}_i \neq b_i\} = \{\hat{b}_i=1 \text{ but } b_i=0\} \cup \{\hat{b}_i=0 \text{ but } b_i=1\}$
- Probability of Bit Error (or Bit Error Rate, BER):

$$P_b = \Pr\{\hat{b}_i=1, b_i=0\} + \Pr\{\hat{b}_i=0, b_i=1\}$$



Digital Demodulation

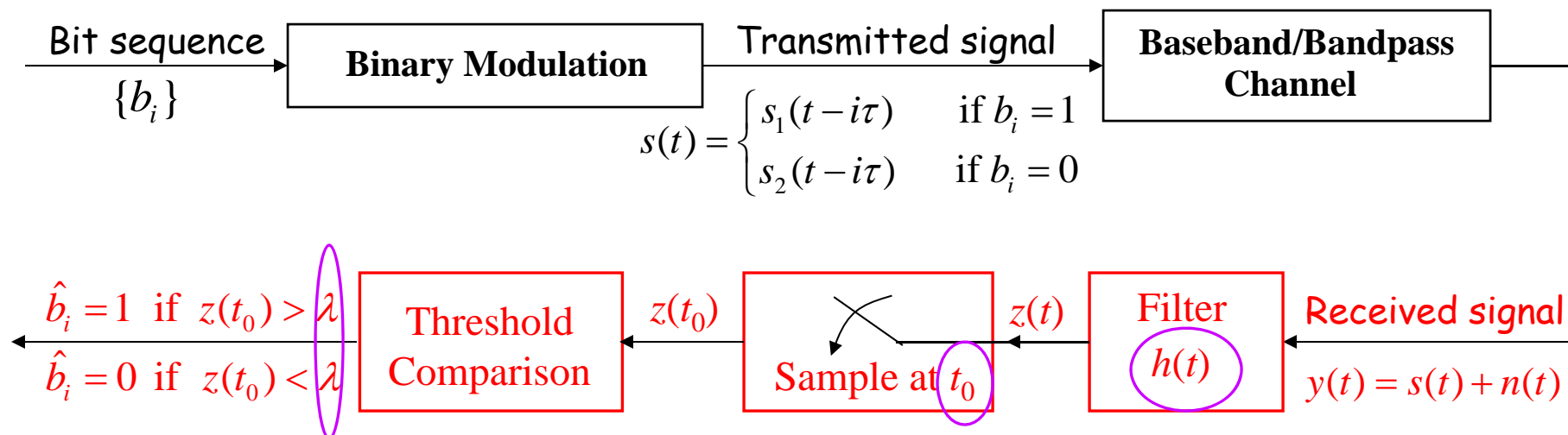


- How to design the filter, sampler and threshold to minimize the BER?

Binary Detection

- Optimal Receiver Design
- BER of Binary Signaling

Binary Detection

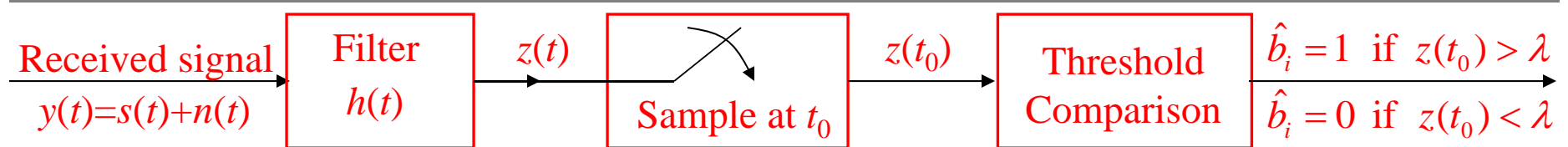


• BER:
$$P_b = \Pr\{\hat{b}_i = 1, b_i = 0\} + \Pr\{\hat{b}_i = 0, b_i = 1\}$$

How to choose the threshold λ , sampling point t_0 and the filter to minimize BER?

Receiver Structure

- Transmitted signal: $s(t) = \begin{cases} s_1(t) & \text{if } b_1 = 1 \\ s_2(t) & \text{if } b_1 = 0 \end{cases} \quad 0 \leq t \leq \tau$



- Received signal: $y(t) = s(t) + n(t) = \begin{cases} s_1(t) + n(t) & \text{if } b_1 = 1 \\ s_2(t) + n(t) & \text{if } b_1 = 0 \end{cases}$

- Filter output: $z(t) = s_o(t) + n_o(t) = \begin{cases} s_{o,1}(t) + n_o(t) & \text{if } b_1 = 1 \\ s_{o,2}(t) + n_o(t) & \text{if } b_1 = 0 \end{cases}$

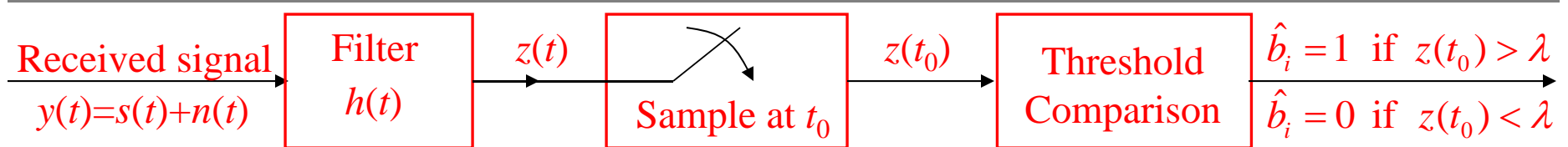
where $n_o(t) = \int_0^t n(x)h(t-x)dx$, $s_{o,i}(t) = \int_0^t s_i(x)h(t-x)dx$, $i = 1, 2$.

$n(t)$ is a white process with two-sided power spectral density $N_0/2$.

Is $n_o(t)$ a white process? No!

Receiver Structure

- Transmitted signal: $s(t) = \begin{cases} s_1(t) & \text{if } b_1 = 1 \\ s_2(t) & \text{if } b_1 = 0 \end{cases} \quad 0 \leq t \leq \tau$



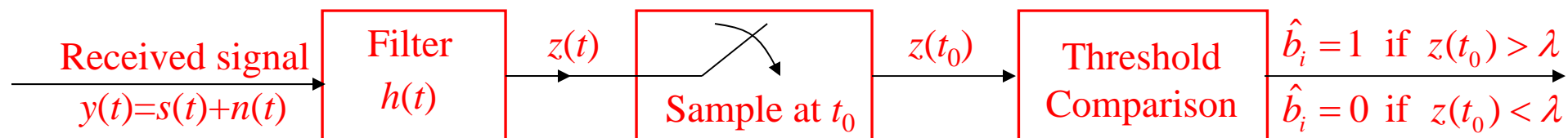
- Received signal: $y(t) = s(t) + n(t) = \begin{cases} s_1(t) + n(t) & \text{if } b_1 = 1 \\ s_2(t) + n(t) & \text{if } b_1 = 0 \end{cases}$

- Filter output: $z(t) = s_o(t) + n_o(t) = \begin{cases} s_{o,1}(t) + n_o(t) & \text{if } b_1 = 1 \\ s_{o,2}(t) + n_o(t) & \text{if } b_1 = 0 \end{cases}$

- Sampler output: $z(t_0) = s_o(t_0) + n_o(t_0) = \begin{cases} s_{o,1}(t_0) + n_o(t_0) & \text{if } b_1 = 1 \\ s_{o,2}(t_0) + n_o(t_0) & \text{if } b_1 = 0 \end{cases}$

$$n_o(t_0) \sim \mathcal{N}(0, \sigma_0^2) \Rightarrow \begin{aligned} z(t_0) | b_1 = 1 &\sim \mathcal{N}(s_{o,1}(t_0), \sigma_0^2) \\ z(t_0) | b_1 = 0 &\sim \mathcal{N}(s_{o,2}(t_0), \sigma_0^2) \end{aligned}$$

BER



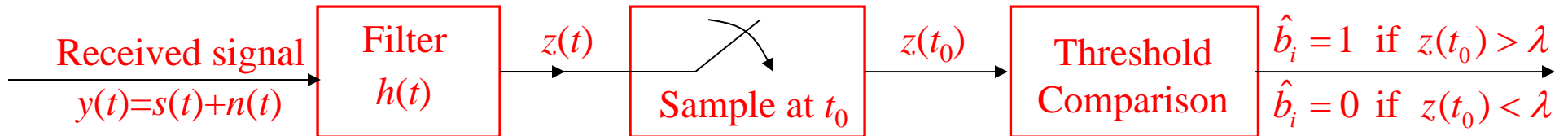
• BER:

$$\begin{aligned}
 P_b &= \Pr\{\hat{b}_1 = 1, b_1 = 0\} + \Pr\{\hat{b}_1 = 0, b_1 = 1\} = \Pr\{z(t_0) > \lambda, b_1 = 0\} + \Pr\{z(t_0) < \lambda, b_1 = 1\} \\
 &= \Pr\{z(t_0) > \lambda \mid b_1 = 0\} \Pr\{b_1 = 0\} + \Pr\{z(t_0) < \lambda \mid b_1 = 1\} \Pr\{b_1 = 1\} \\
 &= \frac{1}{2} \left[\Pr\{z(t_0) > \lambda \mid b_1 = 0\} + \Pr\{z(t_0) < \lambda \mid b_1 = 1\} \right] \quad (\Pr\{b_1 = 0\} = \Pr\{b_1 = 1\} = \frac{1}{2})
 \end{aligned}$$

Recall that $z(t_0) \mid b_1 = 0 \sim \mathcal{N}(s_{o,2}(t_0), \sigma_0^2)$ and $z(t_0) \mid b_1 = 1 \sim \mathcal{N}(s_{o,1}(t_0), \sigma_0^2)$

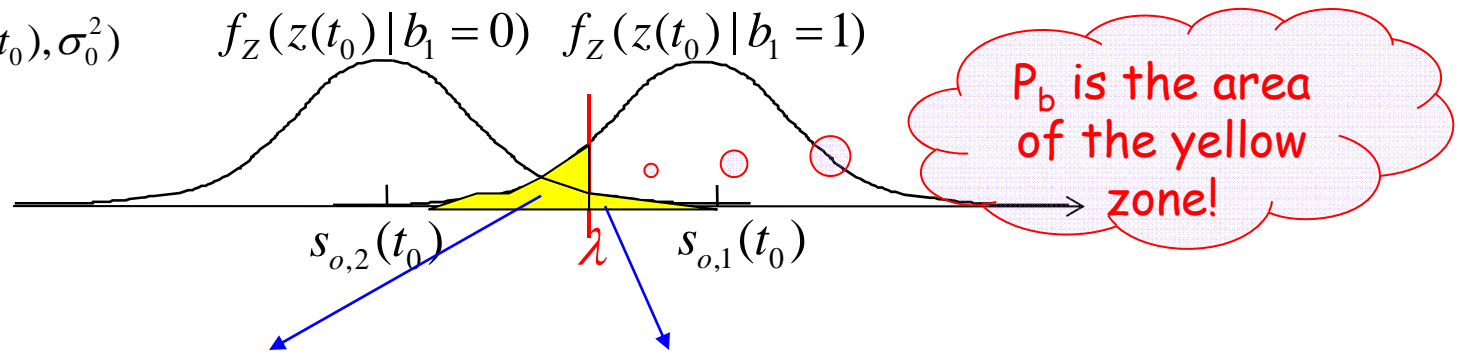
How to obtain $\Pr\{z(t_0) > \lambda \mid b_1 = 0\}$ and $\Pr\{z(t_0) < \lambda \mid b_1 = 1\}$?

BER



$$z(t_0) | b_1 = 0 \sim \mathcal{N}(s_{o,2}(t_0), \sigma_0^2)$$

$$z(t_0) | b_1 = 1 \sim \mathcal{N}(s_{o,1}(t_0), \sigma_0^2)$$

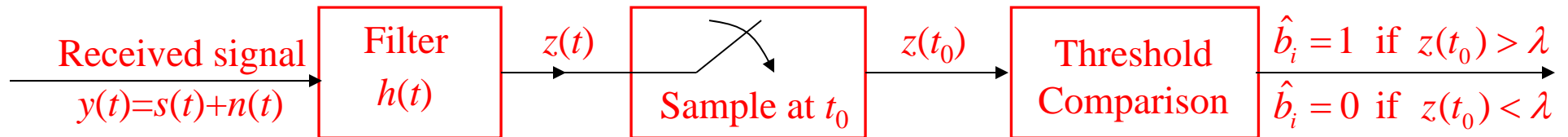


• BER: $P_b = \frac{1}{2} [\Pr\{z(t_0) < \lambda | b_1 = 1\} + \Pr\{z(t_0) > \lambda | b_1 = 0\}]$

$$= \frac{1}{2} \left(Q\left(\frac{\lambda - s_{o,2}(t_0)}{\sigma_0}\right) + Q\left(\frac{s_{o,1}(t_0) - \lambda}{\sigma_0}\right) \right)$$

P_b is determined by the threshold λ !

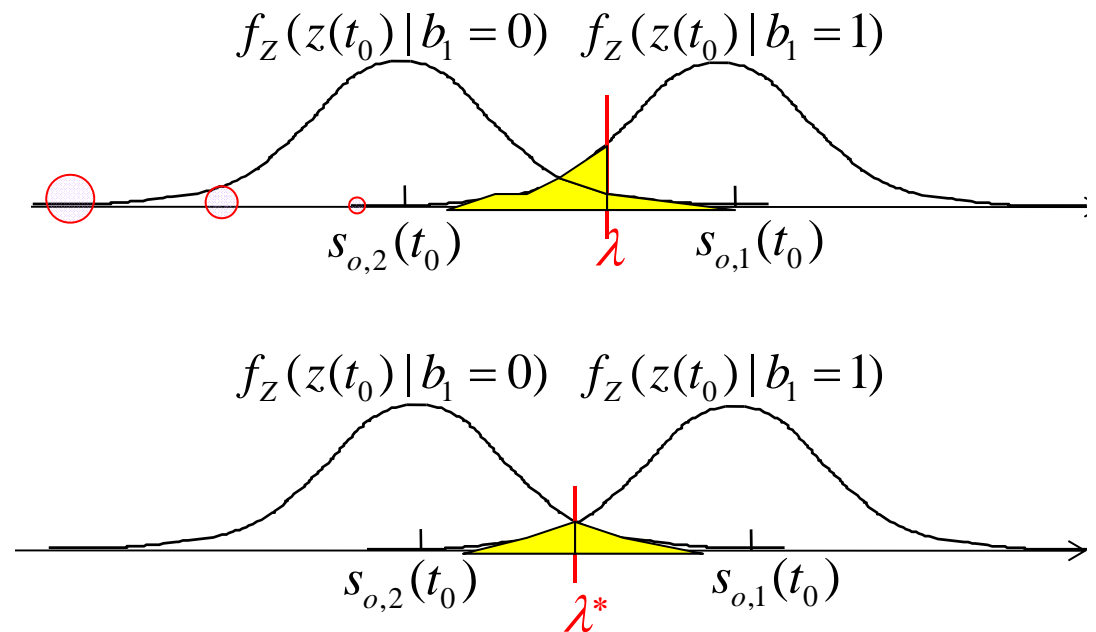
Optimal Threshold to Minimize BER



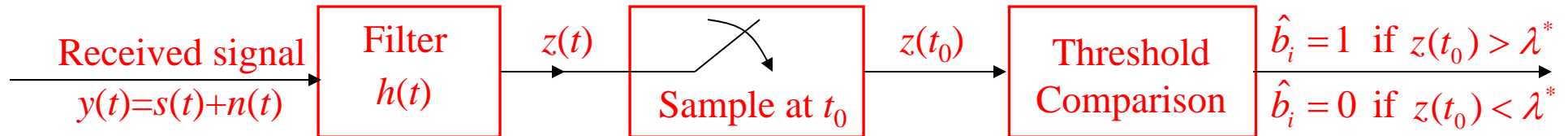
- Optimal threshold to minimize BER:

choose λ^* to minimize the yellow area!

$$\lambda^* = \frac{s_{o,1}(t_0) + s_{o,2}(t_0)}{2}$$



BER with Optimal Threshold



- BER with the optimal threshold $\lambda^* = \frac{1}{2}(s_{o,1}(t_0) + s_{o,2}(t_0))$ is

$$P_b(\lambda^*) = \frac{1}{2} \left(Q \left(\frac{\lambda^* - s_{o,2}(t_0)}{\sigma_0} \right) + Q \left(\frac{s_{o,1}(t_0) - \lambda^*}{\sigma_0} \right) \right) = Q \left(\frac{s_{o,1}(t_0) - s_{o,2}(t_0)}{2\sigma_0} \right)$$

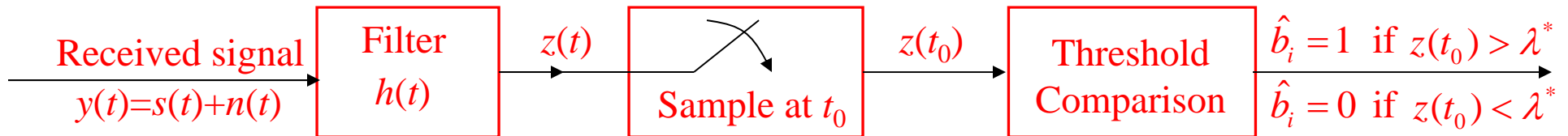
$$= Q \left(\frac{1}{2} \sqrt{\frac{\left(\int_0^{t_0} (s_1(x) - s_2(x)) h(t_0 - x) dx \right)^2}{\frac{N_0}{2} \int_0^{t_0} h^2(t_0 - x) dx}} \right)$$

$P_b(\lambda^*)$ is determined by the filter $h(t)$ and the sampling point t_0 !

where $s_{o,1}(t_0) - s_{o,2}(t_0) = \int_0^{t_0} (s_1(x) - s_2(x)) h(t_0 - x) dx$, and $\sigma_0^2 = \frac{N_0}{2} \int_0^{t_0} h^2(t_0 - x) dx$.

Why?

Optimal Filter to Minimize BER



• Optimal filter to minimize $P_b(\lambda^*)$: $\min_{h(t), t_0} P_b(\lambda^*) = \max_{h(t), t_0} \frac{\left[\int_0^{t_0} (s_1(x) - s_2(x))h(t_0 - x)dx \right]^2}{\int_0^{t_0} \frac{N_0}{2} h^2(t_0 - x)dx}$

$$h(t) = k(s_1(\tau - t) - s_2(\tau - t)), \quad 0 \leq t \leq \tau \quad \text{and} \quad t_0 = \tau$$

$$\frac{\left[\int_0^{t_0} (s_1(x) - s_2(x))h(t_0 - x)dx \right]^2}{\int_0^{t_0} \frac{N_0}{2} h^2(t_0 - x)dx} \leq \frac{\int_0^{t_0} (s_1(x) - s_2(x))^2 dx \int_0^{t_0} h^2(t_0 - x)dx}{\frac{N_0}{2} \int_0^{t_0} h^2(t_0 - x)dx}$$

“=” holds when
 $h(t) = k(s_1(t_0 - t) - s_2(t_0 - t))$

$$= \frac{\int_0^{t_0} (s_1(x) - s_2(x))^2 dx}{N_0/2} \leq \frac{\int_0^{\tau} (s_1(x) - s_2(x))^2 dx}{N_0/2}$$

“=” holds when $t_0 = \tau$

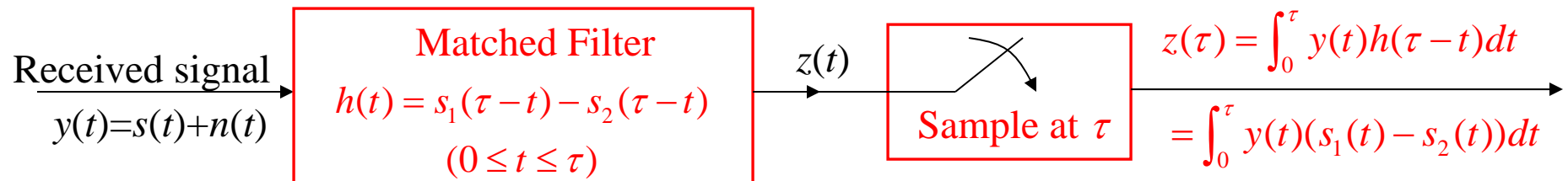
Matched Filter

- Optimal filter: $h(t) = k(s_1(\tau - t) - s_2(\tau - t))$ ($0 \leq t \leq \tau$)

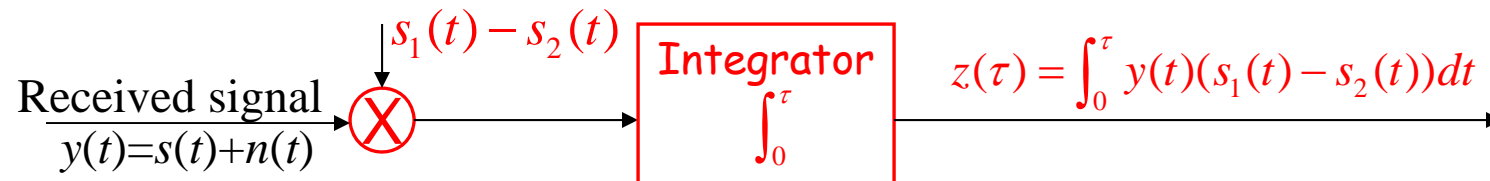
$$H(f) = \int_{-\infty}^{\infty} h(t)e^{-j2\pi ft} dt = k \int_0^{\tau} (s_1(\tau - t) - s_2(\tau - t))e^{-j2\pi ft} dt = k(S_1^*(f) - S_2^*(f))e^{-j2\pi f\tau}$$

The optimal filter is called **matched filter**, as it has a **shape** matched to the **shape** of the input signal.

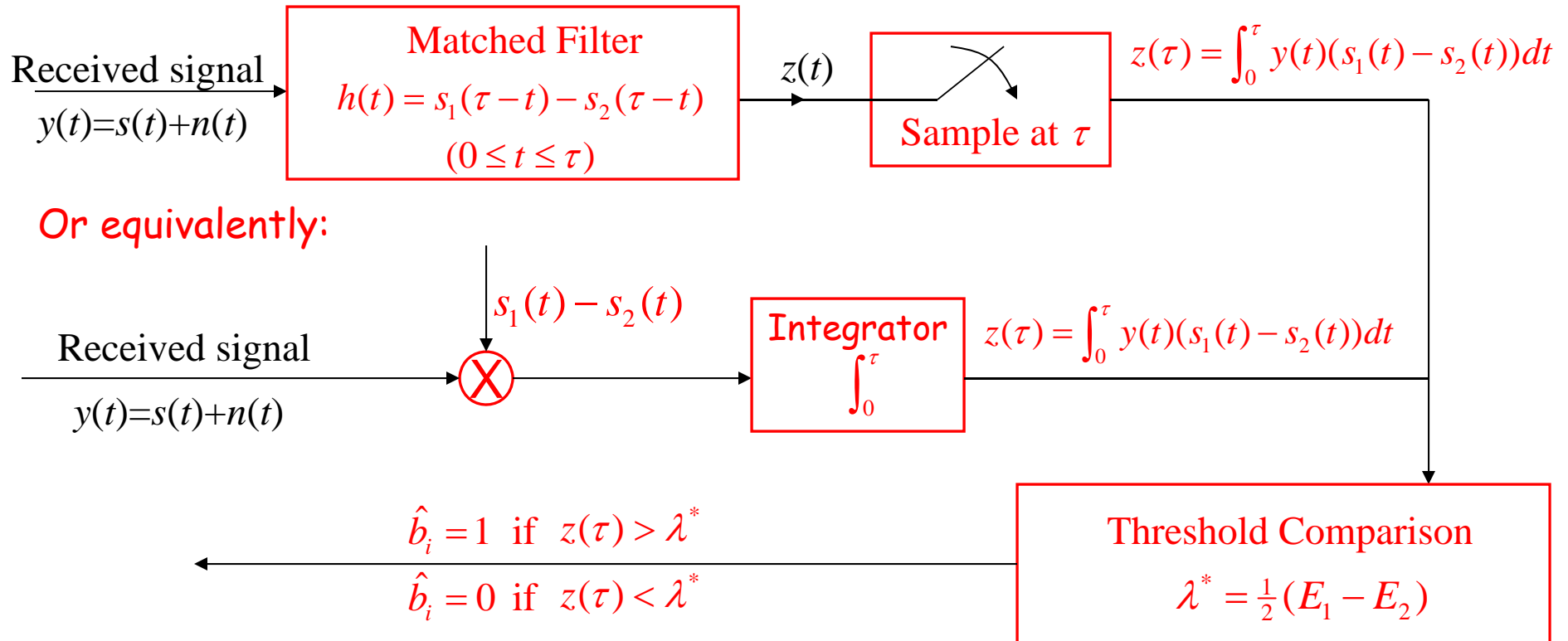
- Output of Matched Filter:



- Correlation realization of Matched Filter:



Optimal Binary Detector



$$\lambda^* = \frac{1}{2}(s_{o,1}(\tau) + s_{o,2}(\tau)) = \frac{1}{2} \int_0^\tau (s_1(x) + s_2(x))h(\tau - x)dx = \frac{1}{2} \left(\underbrace{\int_0^\tau s_1^2(t)dt}_{E_1} - \underbrace{\int_0^\tau s_2^2(t)dt}_{E_2} \right)$$

Energy of $s_i(t)$: E_1 E_2

BER of Optimal Binary Detector

- BER with the optimal threshold: $P_b(\lambda^*) = Q \left(\frac{1}{2} \sqrt{\frac{\left(\int_0^{t_0} (s_1(x) - s_2(x)) h(t_0 - x) dx \right)^2}{\frac{N_0}{2} \int_0^{t_0} h^2(t_0 - x) dx}} \right)$
- Impulse response of matched filter: $h(t) = s_1(\tau - t) - s_2(\tau - t) \quad (0 \leq t \leq \tau)$
- Optimal sampling point: $t_0 = \tau$



- BER of the Optimal Binary Detector:

$$P_b^* = Q \left(\frac{1}{2} \sqrt{\frac{\left(\int_0^{\tau} (s_1(x) - s_2(x))(s_1(x) - s_2(x)) dx \right)^2}{\frac{N_0}{2} \int_0^{\tau} (s_1(x) - s_2(x))^2 dx}} \right) = Q \left(\sqrt{\frac{\int_0^{\tau} (s_1(t) - s_2(t))^2 dt}{2N_0}} \right)$$

Energy per Bit E_b and Energy Difference per Bit E_d

- Energy per Bit: $E_b = \frac{1}{2}(E_1 + E_2) = \frac{1}{2} \int_0^\tau (s_1^2(t) + s_2^2(t)) dt$
- Energy difference per Bit: $E_d = \int_0^\tau (s_1(t) - s_2(t))^2 dt$

- E_d can be further written as

$$E_d = \underbrace{\int_0^\tau s_1^2(t) dt + \int_0^\tau s_2^2(t) dt}_{2E_b} - \underbrace{2 \int_0^\tau s_1(t) s_2(t) dt}_{\rho = \frac{1}{E_b} \int_0^\tau s_1(t) s_2(t) dt} = 2(1 - \rho)E_b$$

Cross-correlation coefficient $-1 \leq \rho \leq 1$ is a measure of similarity between two signals $s_1(t)$ and $s_2(t)$.

BER of Optimal Binary Detector

- BER of the Optimal Binary Detector:

$$P_b^* = Q\left(\sqrt{\frac{E_d}{2N_0}}\right) = Q\left(\sqrt{\frac{E_b(1-\rho)}{N_0}}\right)$$

- The BER performance is determined by 1) E_b/N_0 and 2) Cross-correlation coefficient ρ .
- P_b^* decreases as E_b/N_0 increases.
- P_b^* is minimized when cross-correlation coefficient $\rho=-1$.

BER of Binary Signaling

- Binary PAM, Binary OOK
- Binary ASK, Binary PSK, Binary FSK

BER of Binary PAM

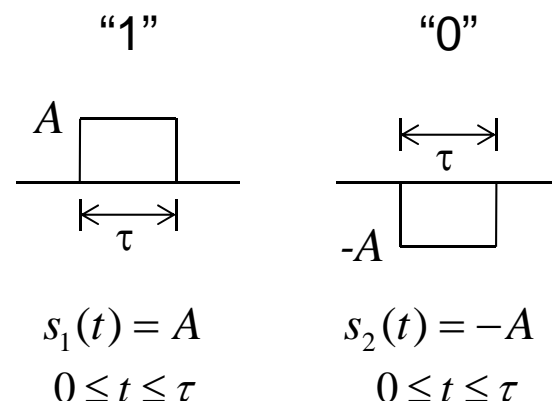
- Energy of $s_i(t)$: $E_1 = E_2 = \int_0^\tau A^2 dt = A^2\tau$

- Energy per bit: $E_{b,BPAM} = \frac{1}{2}(E_1 + E_2) = A^2\tau$

- Cross-correlation coefficient:

$$\rho_{BPAM} = \frac{1}{E_b} \int_0^\tau s_1(t)s_2(t)dt = -\frac{1}{E_b} \int_0^\tau A^2 dt = -1$$

- Power: $\mathcal{P}_{BPAM} = A^2$



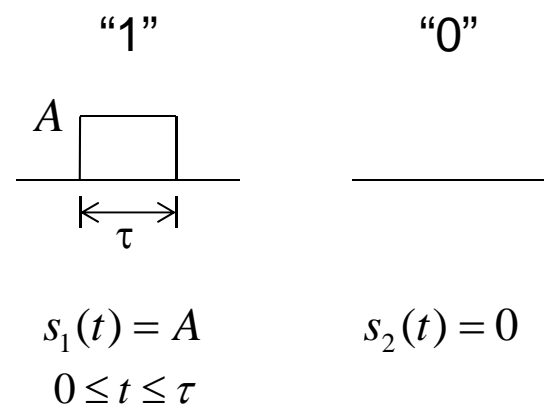
- Optimal BER: $P_{b,BPAM}^* = Q\left(\sqrt{\frac{E_b(1-\rho)}{N_0}}\right) = Q\left(\sqrt{\frac{2E_b}{N_0}}\right) = Q\left(\sqrt{\frac{2A^2\tau}{N_0}}\right) = Q\left(\sqrt{\frac{2\mathcal{P}_{BPAM}}{R_{b,BPAM}N_0}}\right)$

BER of Binary OOK

- Energy of $s_i(t)$: $E_1 = A^2\tau$, $E_2 = 0$.
- Energy per bit: $E_{b,BOOK} = \frac{1}{2}(E_1 + E_2) = \frac{1}{2}A^2\tau$
- Cross-correlation coefficient:

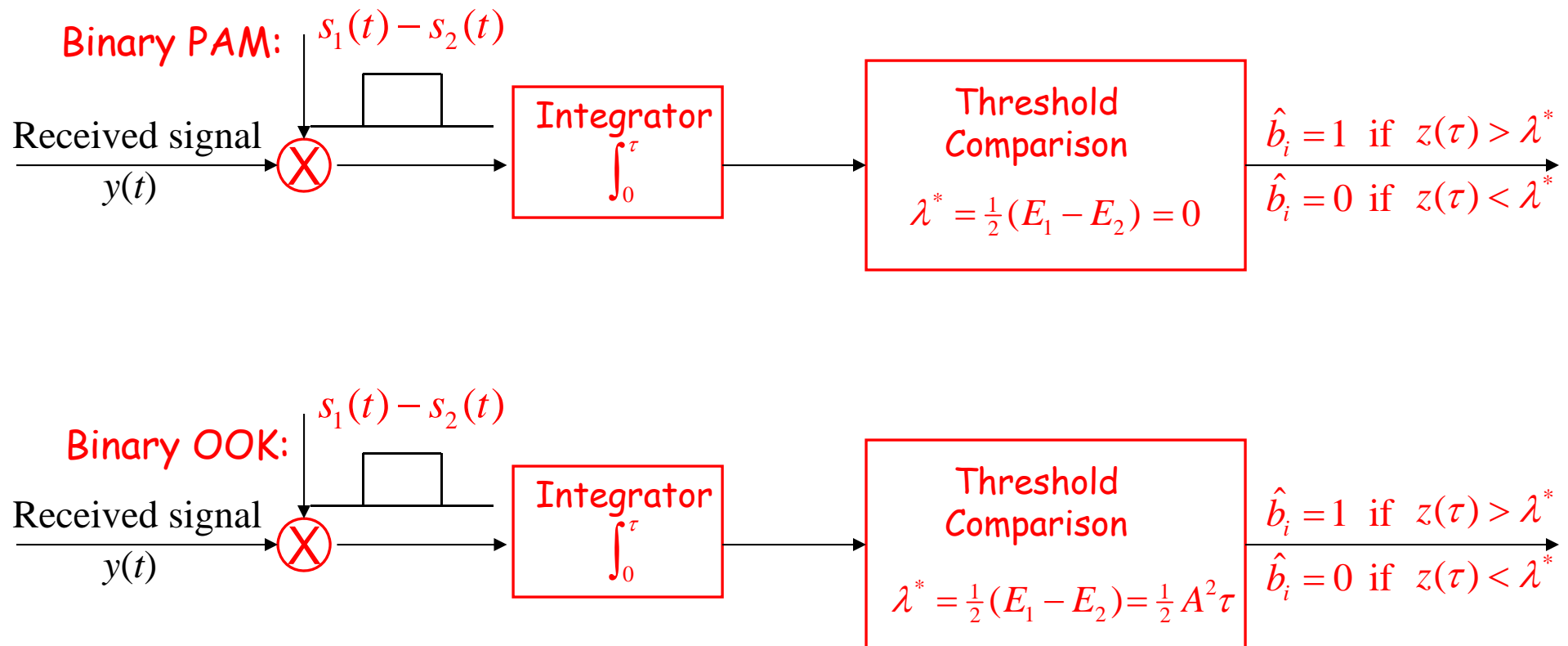
$$\rho_{BOOK} = \frac{1}{E_b} \int_0^\tau s_1(t)s_2(t)dt = 0$$

- Power: $\mathcal{P}_{BOOK} = A^2 / 2$



- Optimal BER: $P_{b,BOOK}^* = Q\left(\sqrt{\frac{E_b(1-\rho)}{N_0}}\right) = Q\left(\sqrt{\frac{E_b}{N_0}}\right) = Q\left(\sqrt{\frac{A^2\tau}{2N_0}}\right) = Q\left(\sqrt{\frac{\mathcal{P}_{BOOK}}{R_{b,BOOK}N_0}}\right)$

Optimal Receivers of Binary PAM and OOK



BER of Binary ASK

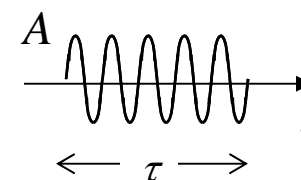
- Energy of $s_i(t)$: $E_1 = \frac{1}{2} A^2 \tau$, $E_2 = 0$.
- Energy per bit: $E_{b,BASK} = \frac{1}{2} (E_1 + E_2) = \frac{1}{4} A^2 \tau$
- Cross-correlation coefficient:

$$\rho_{BASK} = \frac{1}{E_b} \int_0^\tau s_1(t) s_2(t) dt = 0$$

- Power: $\mathcal{P}_{BASK} = A^2 / 4$

“1”

“0”



$$s_1(t) = A \cos(2\pi f_c t) \quad s_2(t) = 0$$

$$0 \leq t \leq \tau$$

(τ is an integer number of $1/f_c$)

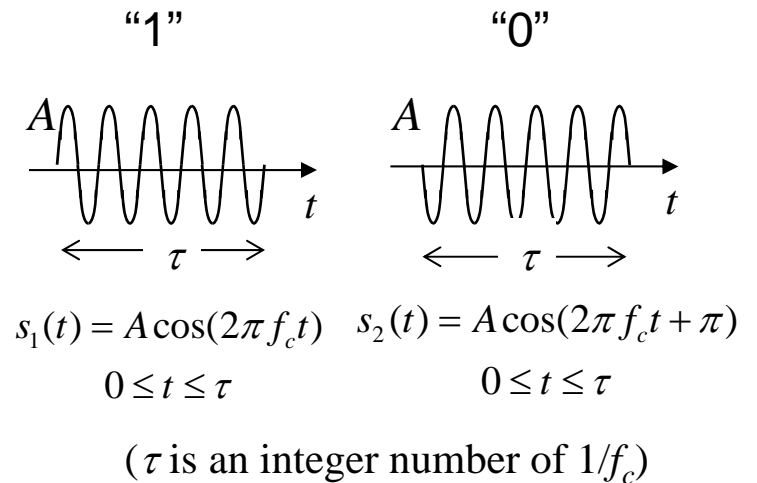
- Optimal BER: $P_{b,BASK}^* = Q\left(\sqrt{\frac{E_b(1-\rho)}{N_0}}\right) = Q\left(\sqrt{\frac{E_b}{N_0}}\right) = Q\left(\sqrt{\frac{A^2 \tau}{4N_0}}\right) = Q\left(\sqrt{\frac{\mathcal{P}_{BASK}}{R_{b,BASK} N_0}}\right)$

BER of Binary PSK

- Energy of $s_i(t)$: $E_1 = E_2 = \frac{1}{2} A^2 \tau$
- Energy per bit: $E_{b,BPSK} = \frac{1}{2} (E_1 + E_2) = \frac{1}{2} A^2 \tau$
- Cross-correlation coefficient:

$$\rho_{BPSK} = \frac{1}{E_b} \int_0^\tau s_1(t) s_2(t) dt = -\frac{1}{E_b} \int_0^\tau s_1^2(t) dt = -1$$

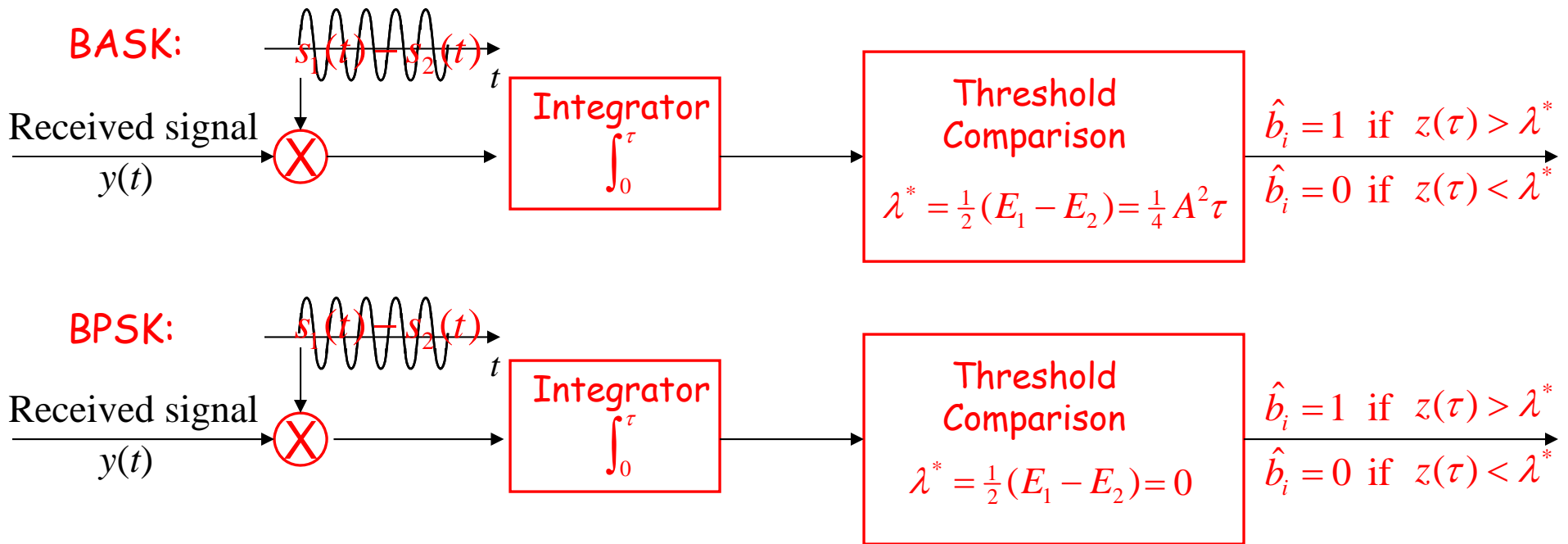
- Power: $\mathcal{P}_{BPSK} = A^2 / 2$



$$s_2(t) = s_1(t + \pi) = -s_1(t)$$

- Optimal BER: $P_{b,BPSK}^* = Q\left(\sqrt{\frac{E_b(1-\rho)}{N_0}}\right) = Q\left(\sqrt{\frac{2E_b}{N_0}}\right) = Q\left(\sqrt{\frac{A^2\tau}{N_0}}\right) = Q\left(\sqrt{\frac{2\mathcal{P}_{BPSK}}{R_{b,BPSK} N_0}}\right)$

Coherent Receivers of BASK and BPSK



The optimal receiver is also called “**coherent receiver**” because it must be capable of internally producing a **reference signal** which is in exact phase and frequency synchronization with the carrier signal $\cos(2\pi f_c t)$.

BER of Binary FSK

- Energy of $s_i(t)$: $E_1 = E_2 = \frac{1}{2} A^2 \tau$

- Energy per bit:

$$E_{b,BFSK} = \frac{1}{2} (E_1 + E_2) = \frac{1}{2} A^2 \tau$$

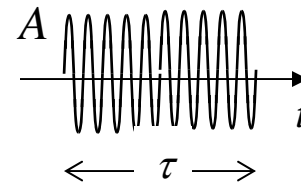
- Cross-correlation coefficient:

$$\begin{aligned} \rho_{BFSK} &= \frac{1}{E_b} \int_0^\tau s_1(t) s_2(t) dt = \frac{2}{\tau} \int_0^\tau \cos(2\pi(f_c + \Delta f)t) \cos(2\pi(f_c - \Delta f)t) dt \\ &= \frac{1}{\tau} \left(\int_0^\tau \cos(4\pi\Delta f t) dt + \int_0^\tau \cos(4\pi f_c t) dt \right) = \frac{1}{\tau} \int_0^\tau \cos(4\pi\Delta f t) dt = \frac{1}{4\pi\Delta f \tau} \sin(4\pi\Delta f \tau) \end{aligned}$$

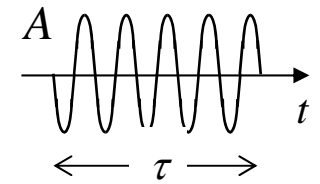
- ✓ What is the minimum Δf to achieve $\rho_{BFSK} = 0$?

$$\min \Delta f = \frac{1}{4\tau} = \frac{R_{b,BFSK}}{4}$$

“1”



“0”



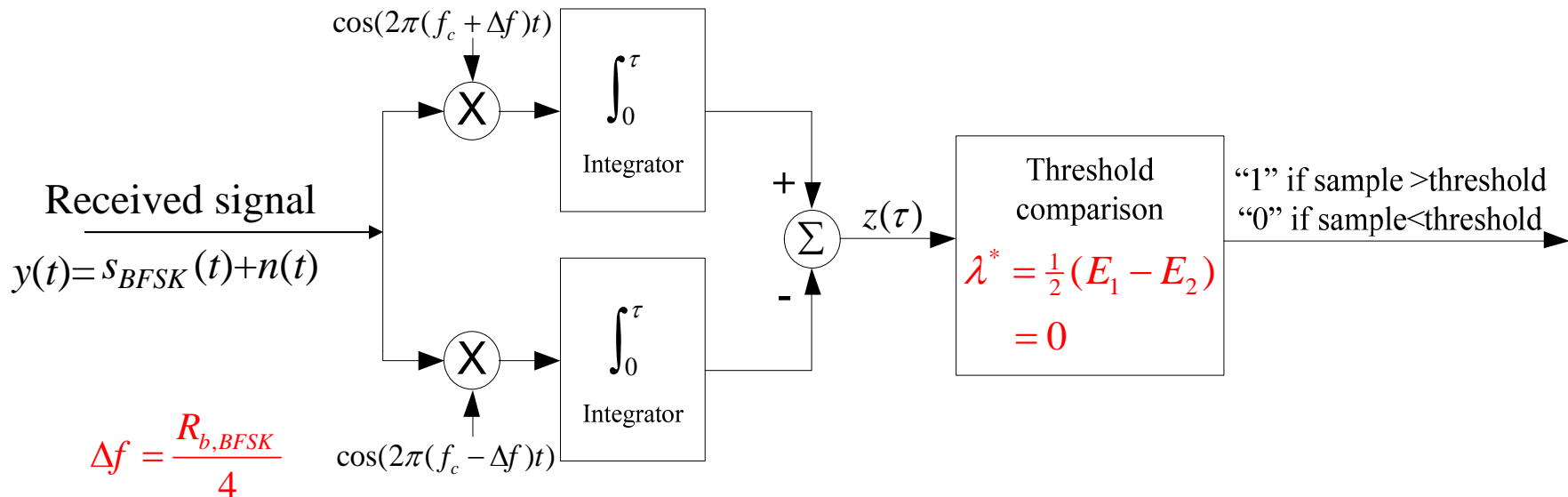
$$s_1(t) = A \cos(2\pi(f_c + \Delta f)t) \quad s_2(t) = A \cos(2\pi(f_c - \Delta f)t) \\ 0 \leq t \leq \tau \quad 0 \leq t \leq \tau$$

(τ is an integer number of $1/(f_c \pm \Delta f)$)

Coherent BFSK Receiver

• Power: $\mathcal{P}_{BFSK} = A^2 / 2$

• Optimal BER: $P_{b,BFSK}^* = Q\left(\sqrt{\frac{E_b(1-\rho)}{N_0}}\right) = Q\left(\sqrt{\frac{E_b}{N_0}}\right) = Q\left(\sqrt{\frac{A^2\tau}{2N_0}}\right) = Q\left(\sqrt{\frac{\mathcal{P}_{BFSK}}{R_{b,BFSK}N_0}}\right)$



Bandwidth Efficiency of Coherent BFSK

With $\Delta f = \frac{R_{b,BFSK}}{4}$:

- The required channel bandwidth for 90% in-band power:

$$B_{h_90\%} = 2\Delta f + 2R_{b,BFSK} = 2.5R_{b,BFSK}$$

- Bandwidth efficiency of **coherent** BFSK:

$$\gamma_{BFSK} = \frac{R_{b,BFSK}}{B_{h_90\%}} = 0.4$$

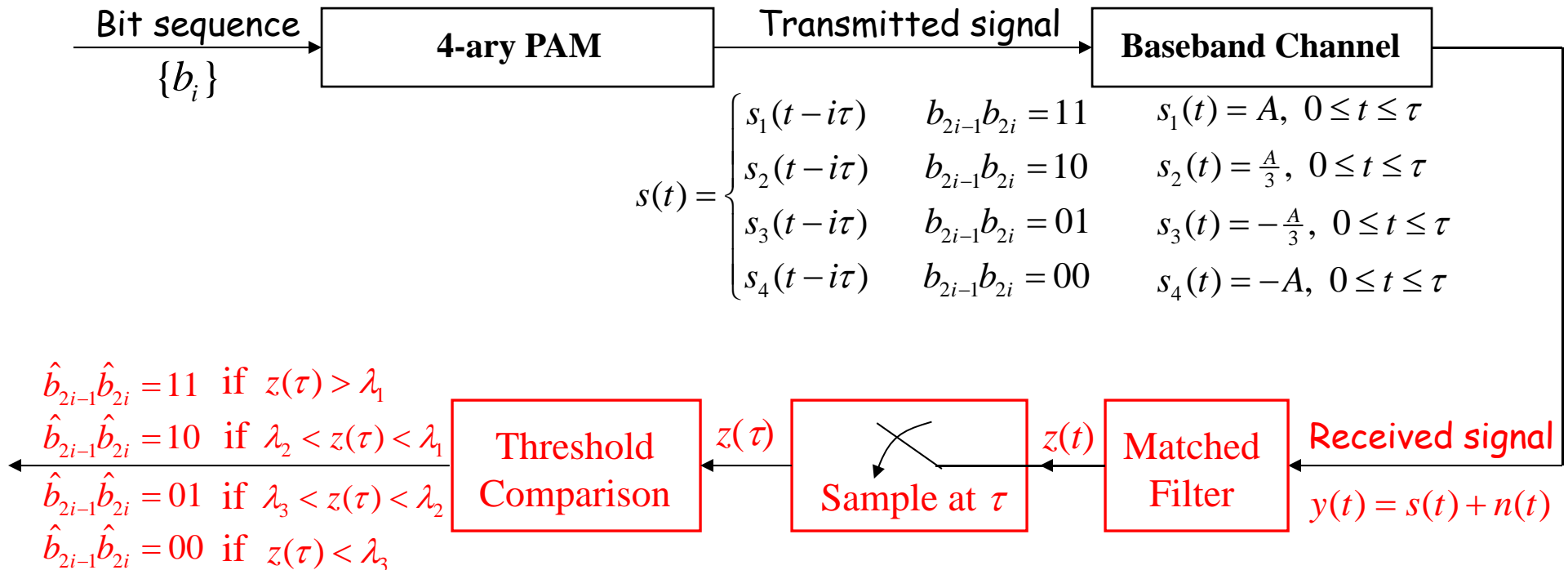
Summary I: Binary Modulation and Demodulation

	Bandwidth Efficiency	BER
Binary PAM	1 (90% in-band power)	$Q\left(\sqrt{\frac{2E_{b,BPAM}}{N_0}}\right)$
Binary OOK	1 (90% in-band power)	$Q\left(\sqrt{\frac{E_{b,BOOK}}{N_0}}\right)$
Coherent Binary ASK	0.5 (90% in-band power)	$Q\left(\sqrt{\frac{E_{b,BASK}}{N_0}}\right)$
Coherent Binary PSK	0.5 (90% in-band power)	$Q\left(\sqrt{\frac{2E_{b,BPSK}}{N_0}}\right)$
Coherent Binary FSK	0.4 (90% in-band power)	$Q\left(\sqrt{\frac{E_{b,BFSK}}{N_0}}\right)$

M-ary Detection

- M-ary PAM
- M-ary PSK

Detection of 4-ary PAM



- **Symbol Error:** $\{\hat{b}_{2i-1}\hat{b}_{2i} \neq b_{2i-1}b_{2i}\}$
 $= \{\hat{b}_{2i-1}\hat{b}_{2i} \neq 11 \text{ but } b_{2i-1}b_{2i} = 11\} \cup \{\hat{b}_{2i-1}\hat{b}_{2i} \neq 10 \text{ but } b_{2i-1}b_{2i} = 10\}$
 $\cup \{\hat{b}_{2i-1}\hat{b}_{2i} \neq 01 \text{ but } b_{2i-1}b_{2i} = 01\} \cup \{\hat{b}_{2i-1}\hat{b}_{2i} \neq 00 \text{ but } b_{2i-1}b_{2i} = 00\}$

SER

- Probability of Symbol Error (or Symbol Error Rate, SER):

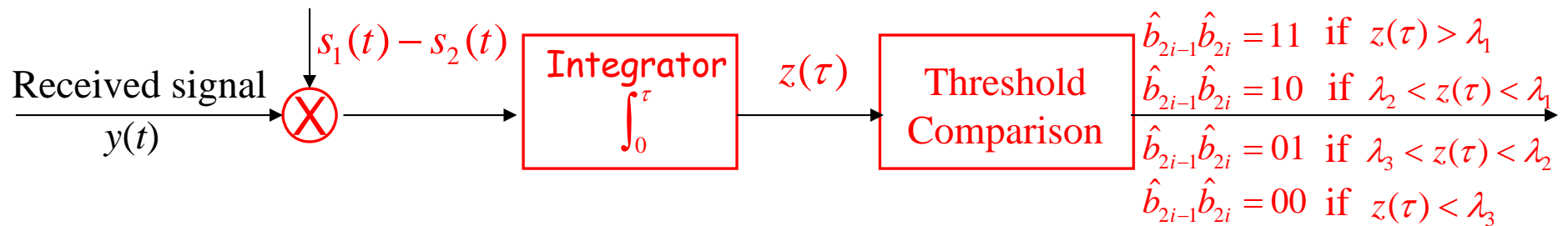
$$P_s = \Pr\{\hat{b}_{2i-1}\hat{b}_{2i} \neq 11, b_{2i-1}b_{2i} = 11\} + \Pr\{\hat{b}_{2i-1}\hat{b}_{2i} \neq 10, b_{2i-1}b_{2i} = 10\} \\ + \Pr\{\hat{b}_{2i-1}\hat{b}_{2i} \neq 01, b_{2i-1}b_{2i} = 01\} + \Pr\{\hat{b}_{2i-1}\hat{b}_{2i} \neq 00, b_{2i-1}b_{2i} = 00\}$$

- SER vs. BER:

$$P_s = \Pr\{b_{2i-1} \text{ is received in error or } b_{2i} \text{ is received in error}\} \\ = 1 - \Pr\{b_{2i-1} \text{ is received correctly and } b_{2i} \text{ is received correctly}\} \\ = 1 - \Pr\{b_{2i-1} \text{ is received correctly}\} \cdot \Pr\{b_{2i} \text{ is received correctly}\} \\ = 1 - (1 - P_b)^2 = 2P_b - P_b^2 \approx 2P_b \quad \text{for small } P_b$$

What is the minimum SER of 4-ary PAM and how to achieve it?

SER of 4-ary PAM Receiver

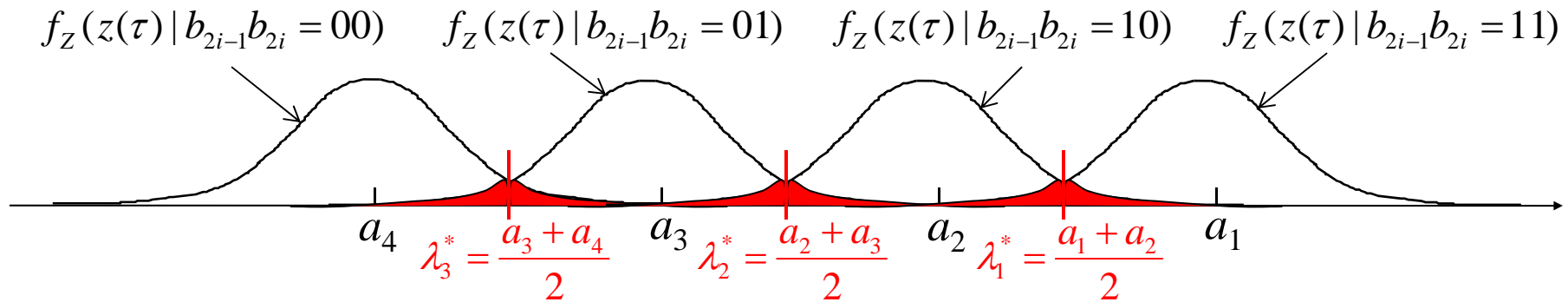


• SER:

$$\begin{aligned}
 P_s &= \Pr\{z(\tau) < \lambda_1, b_{2i-1}b_{2i} = 11\} && (\hat{b}_{2i-1}\hat{b}_{2i} \neq 11) \\
 &+ \Pr\{z(\tau) < \lambda_2, b_{2i-1}b_{2i} = 10\} + \Pr\{z(\tau) > \lambda_1, b_{2i-1}b_{2i} = 10\} && (\hat{b}_{2i-1}\hat{b}_{2i} \neq 10) \\
 &+ \Pr\{z(\tau) < \lambda_3, b_{2i-1}b_{2i} = 01\} + \Pr\{z(\tau) > \lambda_2, b_{2i-1}b_{2i} = 01\} && (\hat{b}_{2i-1}\hat{b}_{2i} \neq 01) \\
 &+ \Pr\{z(\tau) > \lambda_3, b_{2i-1}b_{2i} = 00\} && (\hat{b}_{2i-1}\hat{b}_{2i} \neq 00)
 \end{aligned}$$

$$z(\tau) = \begin{cases} \frac{\int_0^\tau s_1(t)(s_1(t) - s_2(t)) dt + n_o(\tau)}{a_1} & \text{if } b_{2i-1}b_{2i}=11 & z(\tau) |_{b_{2i-1}b_{2i}=11} \sim \mathcal{N}(a_1, \sigma_0^2) \\ \frac{\int_0^\tau s_2(t)(s_1(t) - s_2(t)) dt + n_o(\tau)}{a_2} & \text{if } b_{2i-1}b_{2i}=10 & z(\tau) |_{b_{2i-1}b_{2i}=10} \sim \mathcal{N}(a_2, \sigma_0^2) \\ \frac{\int_0^\tau s_3(t)(s_1(t) - s_2(t)) dt + n_o(\tau)}{a_3} & \text{if } b_{2i-1}b_{2i}=01 & z(\tau) |_{b_{2i-1}b_{2i}=01} \sim \mathcal{N}(a_3, \sigma_0^2) \\ \frac{\int_0^\tau s_4(t)(s_1(t) - s_2(t)) dt + n_o(\tau)}{a_4} & \text{if } b_{2i-1}b_{2i}=00 & z(\tau) |_{b_{2i-1}b_{2i}=00} \sim \mathcal{N}(a_4, \sigma_0^2) \end{cases}$$

Optimal Thresholds

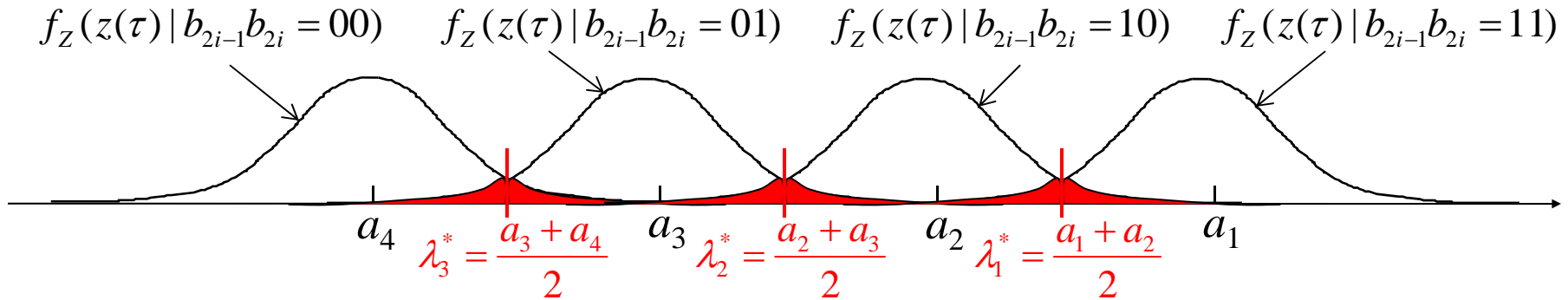


- SER of the optimal 4-ary PAM receiver:

$$\begin{aligned}
 P_s^* &= \Pr\{z(\tau) < \lambda_1^*, b_{2i-1}b_{2i} = 11\} + \Pr\{z(\tau) > \lambda_3^*, b_{2i-1}b_{2i} = 00\} \\
 &+ \Pr\{z(\tau) < \lambda_2^*, b_{2i-1}b_{2i} = 10\} + \Pr\{z(\tau) > \lambda_1^*, b_{2i-1}b_{2i} = 10\} \\
 &+ \Pr\{z(\tau) < \lambda_3^*, b_{2i-1}b_{2i} = 01\} + \Pr\{z(\tau) > \lambda_2^*, b_{2i-1}b_{2i} = 01\} \\
 &= \Pr\left\{z(\tau) \Big|_{b_{2i-1}b_{2i}=00} > \frac{1}{2}(a_3 + a_4)\right\} \cdot \Pr\{b_{2i-1}b_{2i} = 00\} \\
 &+ \left(\Pr\left\{z(\tau) \Big|_{b_{2i-1}b_{2i}=01} < \frac{1}{2}(a_3 + a_4)\right\} + \Pr\left\{z(\tau) \Big|_{b_{2i-1}b_{2i}=01} > \frac{1}{2}(a_2 + a_3)\right\}\right) \cdot \Pr\{b_{2i-1}b_{2i} = 01\} \\
 &+ \left(\Pr\left\{z(\tau) \Big|_{b_{2i-1}b_{2i}=10} < \frac{1}{2}(a_2 + a_3)\right\} + \Pr\left\{z(\tau) \Big|_{b_{2i-1}b_{2i}=10} > \frac{1}{2}(a_1 + a_2)\right\}\right) \cdot \Pr\{b_{2i-1}b_{2i} = 10\} \\
 &+ \Pr\left\{z(\tau) \Big|_{b_{2i-1}b_{2i}=11} < \frac{1}{2}(a_1 + a_2)\right\} \cdot \Pr\{b_{2i-1}b_{2i} = 11\}
 \end{aligned}$$

1/4

SER of Optimal 4-ary PAM Receiver



- SER of the optimal 4-ary PAM receiver:

$$\begin{aligned}
 P_s^* &= \frac{1}{4} \left(\Pr \left\{ z(\tau) |_{b_{2i-1}b_{2i}=00} > \frac{1}{2}(a_3 + a_4) \right\} + \Pr \left\{ z(\tau) |_{b_{2i-1}b_{2i}=01} < \frac{1}{2}(a_3 + a_4) \right\} \right. \\
 &\quad \left. + \Pr \left\{ z(\tau) |_{b_{2i-1}b_{2i}=10} > \frac{1}{2}(a_2 + a_3) \right\} + \Pr \left\{ z(\tau) |_{b_{2i-1}b_{2i}=10} < \frac{1}{2}(a_2 + a_3) \right\} \right. \\
 &\quad \left. + \Pr \left\{ z(\tau) |_{b_{2i-1}b_{2i}=10} > \frac{1}{2}(a_1 + a_2) \right\} + \Pr \left\{ z(\tau) |_{b_{2i-1}b_{2i}=11} < \frac{1}{2}(a_1 + a_2) \right\} \right) \\
 &= \frac{1}{4} \left(2Q \left(\frac{a_3 - a_4}{2\sigma_0} \right) + 2Q \left(\frac{a_2 - a_3}{2\sigma_0} \right) + 2Q \left(\frac{a_1 - a_2}{2\sigma_0} \right) \right) = \frac{6}{4} Q \left(\frac{a_1 - a_2}{2\sigma_0} \right) \\
 &\quad \left. \begin{aligned} a_i &= \int_0^\tau s_i(t) (s_1(t) - s_2(t)) dt \\ \sigma_0^2 &= \frac{N_0}{2} \int_0^\tau (s_1(t) - s_2(t))^2 dt \end{aligned} \right\} P_s^* = \frac{3}{2} Q \left(\sqrt{\frac{E_d}{2N_0}} \right)
 \end{aligned}$$

SER and BER of Optimal 4-ary PAM Receiver

• SER:

$$P_{s,4PAM}^* = \frac{3}{2} Q\left(\sqrt{\frac{E_{d,4PAM}}{2N_0}}\right) = \frac{3}{2} Q\left(\sqrt{\frac{0.4E_{s,4PAM}}{N_0}}\right) = \frac{3}{2} Q\left(\sqrt{\frac{0.8E_{b,4PAM}}{N_0}}\right)$$

• BER:

$$P_{b,4PAM}^* \approx \frac{1}{2} P_{s,4PAM}^* = \frac{3}{4} Q\left(\sqrt{\frac{E_{d,4PAM}}{2N_0}}\right) = \frac{3}{4} Q\left(\sqrt{\frac{0.8E_{b,4PAM}}{N_0}}\right)$$

Energy difference E_d :

$$E_{d,4PAM} = \int_0^\tau (s_1(t) - s_2(t))^2 dt = \int_0^\tau (s_2(t) - s_3(t))^2 dt = \int_0^\tau (s_3(t) - s_4(t))^2 dt = \frac{4}{9} A^2 \tau = 0.8E_s$$

Energy per symbol E_s :

$$E_{s,4PAM} = \frac{1}{4} \int_0^\tau s_1^2(t) dt + \frac{1}{4} \int_0^\tau s_2^2(t) dt + \frac{1}{4} \int_0^\tau s_3^2(t) dt + \frac{1}{4} \int_0^\tau s_4^2(t) dt = \frac{5}{9} A^2 \tau$$

Energy per bit E_b : $E_{b,4PAM} = \frac{1}{2} E_{s,4PAM}$

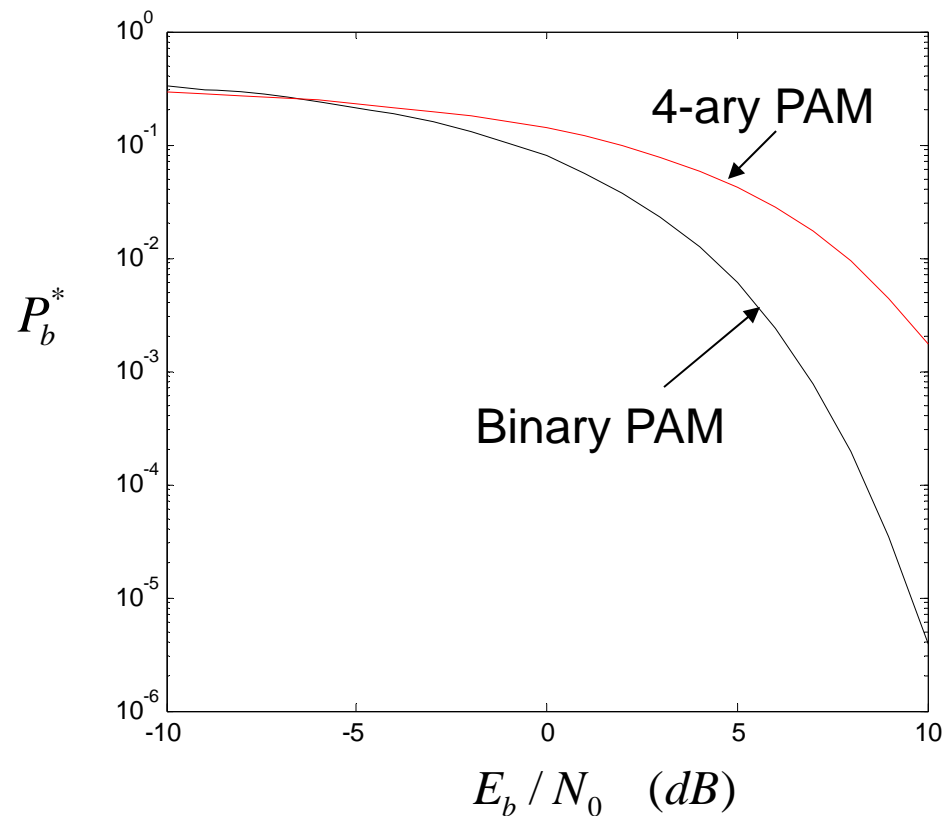
Performance Comparison of Binary PAM and 4-ary PAM

	BER (optimal receiver)	Bandwidth Efficiency (90% in-band power)
Binary PAM	$Q\left(\sqrt{\frac{2E_{b, BPAM}}{N_0}}\right)$	1
4-ary PAM	$\frac{3}{4}Q\left(\sqrt{\frac{0.8E_{b, 4PAM}}{N_0}}\right)$	2

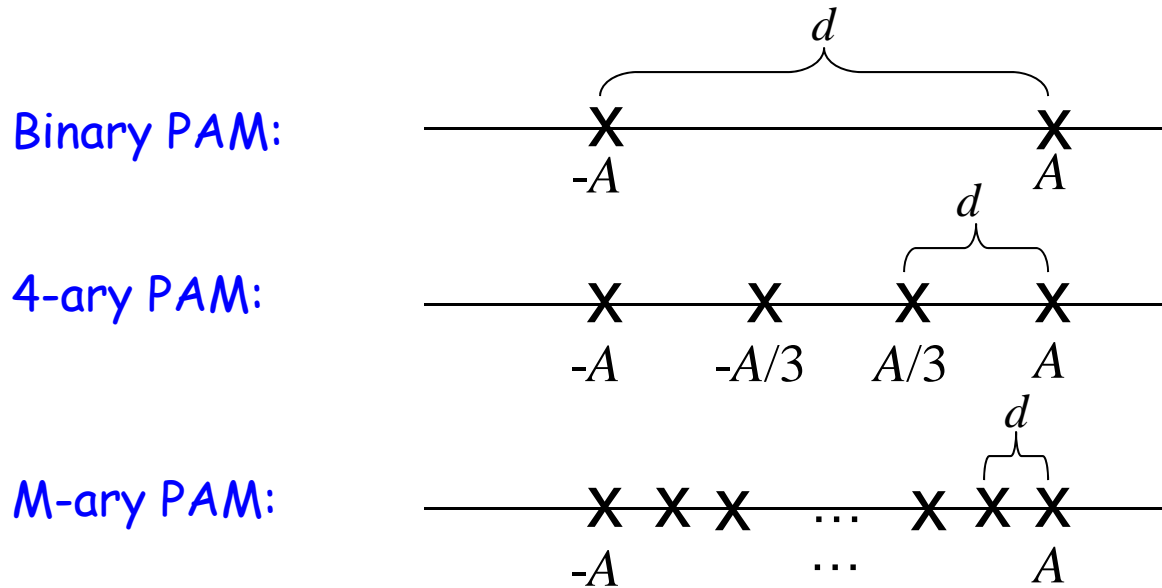
- 4-ary PAM is more bandwidth-efficient, but more susceptible to noise.

BER Comparison of Binary PAM and 4-ary PAM

- Suppose $E_{b,BPAM} = E_{b,4PAM} = E_b$



Constellation Representation of M-ary PAM



$$d = \frac{A - (-A)}{M - 1}$$

$$s_i(t) = A - (i - 1) \cdot d$$

$$i = 1, \dots, M, 0 \leq t \leq \tau$$

- Energy per symbol:

$$E_s = \frac{1}{M} \sum_{i=1}^M \int_0^\tau s_i^2(t) dt = \frac{\tau}{M} \sum_{i=1}^M (A - (i - 1) \cdot d)^2 = \frac{M + 1}{3(M - 1)} A^2 \tau$$

- Energy difference:

$$E_d = \int_0^\tau (s_1(t) - s_2(t))^2 dt = \tau \cdot d^2 = \frac{4A^2 \tau}{(M - 1)^2} = \frac{12E_s}{(M + 1)(M - 1)}$$

Given E_s , E_d
decreases as M
increases!

SER of M-ary PAM

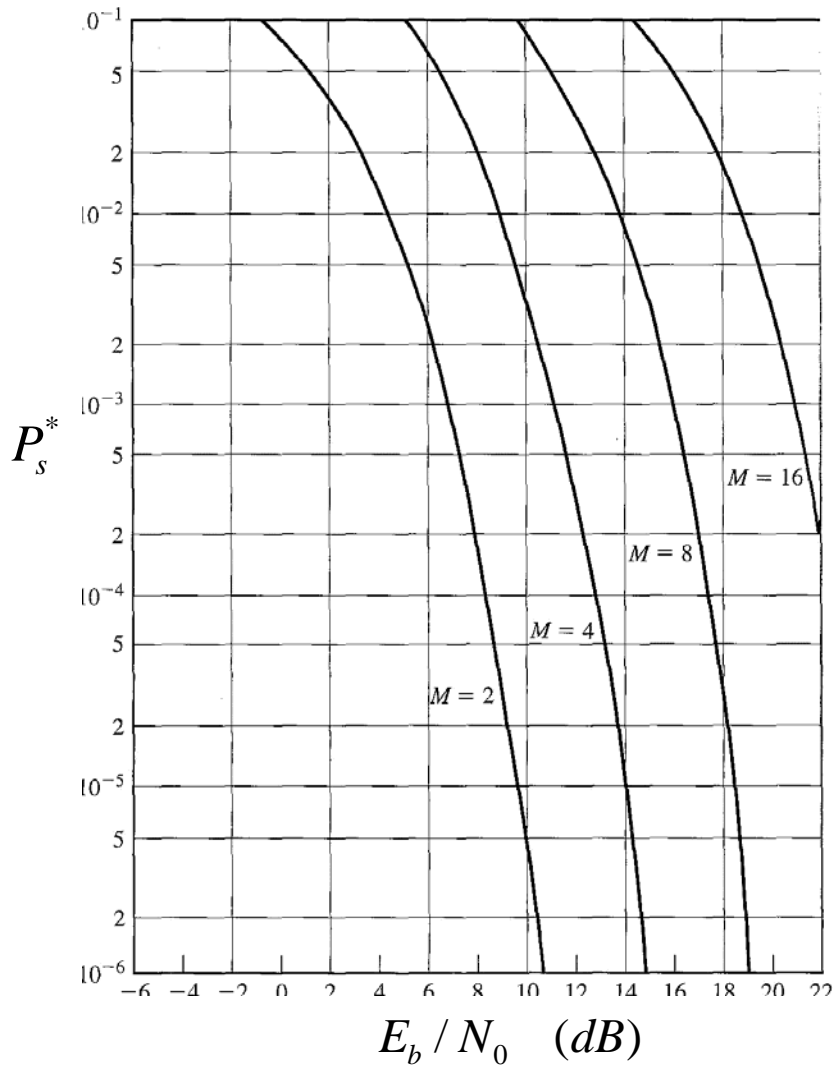
- SER of M-ary PAM:

$$\left. \begin{aligned}
 P_s^* &= \frac{2(M-1)}{M} Q\left(\sqrt{\frac{E_d}{2N_0}}\right) \\
 E_d &= \frac{12}{M^2-1} E_s \\
 E_s &= E_b \log_2 M
 \end{aligned} \right\} \begin{aligned}
 P_s^* &= \frac{2(M-1)}{M} Q\left(\sqrt{\frac{6E_b \log_2 M}{N_0(M^2-1)}}\right) \\
 E_d &= \frac{12 \log_2 M}{M^2-1} E_b
 \end{aligned}$$

- Given E_b ,
 - ✓ E_d decreases as M increases;
 - ✓ P_s^* increases as M increases.

A larger M leads to a smaller energy difference ---- a higher SER
 (As two symbols become closer in amplitude, distinguishing them becomes harder.)

Performance of M-ary PAM



- Fidelity performance of M-ary PAM:

$$P_s^* = \frac{2(M-1)}{M} Q \left(\sqrt{\frac{6E_b \log_2 M}{N_0(M^2-1)}} \right)$$

- Bandwidth Efficiency of M-ary PAM:

$$\gamma_{MPAM} = k = \log_2 M$$

(with 90% in-band power)

With an increase of M , M-ary PAM becomes:

- more bandwidth-efficient;
- more susceptible to noise.

M-ary PSK

Coherent Demodulator of QPSK

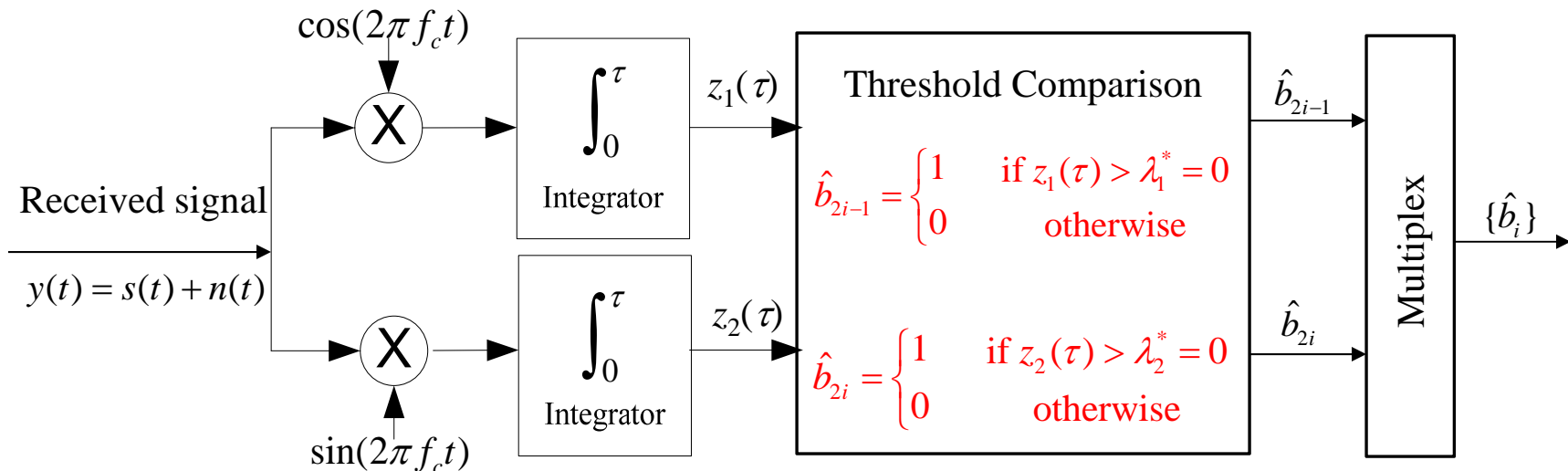
- QPSK

$$s_{QPSK}(t) = d_I \frac{A}{\sqrt{2}} \cos(2\pi f_c t) + d_Q \frac{A}{\sqrt{2}} \sin(2\pi f_c t)$$

a combination of two orthogonal BPSK signals

$$d_I = \begin{cases} 1 & \text{if } b_{2i-1} = 1 \\ -1 & \text{if } b_{2i-1} = 0 \end{cases} \quad d_Q = \begin{cases} 1 & \text{if } b_{2i} = 1 \\ -1 & \text{if } b_{2i} = 0 \end{cases}$$

- Coherent Demodulator of QPSK



BER of Coherent QPSK

- BER of Coherent QPSK:

$$P_{b,QPSK}^* = Q\left(\sqrt{\frac{2E_{b,QPSK}}{N_0}}\right)$$

QPSK has the same BER performance as BPSK if $E_{b,QPSK} = E_{b,BPSK}$, but is more bandwidth-efficient!

$$\text{Energy per bit: } E_{b,QPSK} = \frac{1}{2} E_{s,QPSK} = \frac{A^2 \tau}{4} = \frac{A^2}{2R_{b,QPSK}}$$

$$\text{Energy per symbol: } E_{s,QPSK} = \frac{A^2 \tau}{2} = \frac{A^2}{2R_{s,QPSK}} = \frac{A^2}{R_{b,QPSK}}$$

Performance Comparison of BPSK and QPSK

	BER (coherent demodulation)	Bandwidth Efficiency (90% in-band power)
BPSK	$Q\left(\sqrt{\frac{2E_{b,BPSK}}{N_0}}\right)$	0.5
QPSK	$Q\left(\sqrt{\frac{2E_{b,QPSK}}{N_0}}\right)$	1

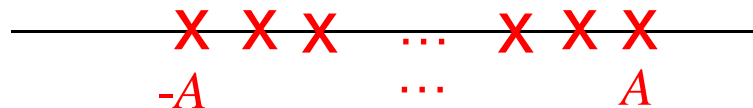
• What if the two signals, QPSK and BPSK, are transmitted with the same amplitude A and the same bit rate?

Equally accurate!
(BPSK requires a larger bandwidth)

• What if the two signals, QPSK and BPSK, are transmitted with the same amplitude A and over the same channel bandwidth? BPSK is more accurate!
(but lower bit rate)

M-ary PSK

- M-ary PAM: transmitting pulses with M possible different **amplitudes**, and allowing each pulse to represent $\log_2 M$ bits.



- M-ary PSK: transmitting pulses with M possible different **carrier phases**, and allowing each pulse to represent $\log_2 M$ bits.

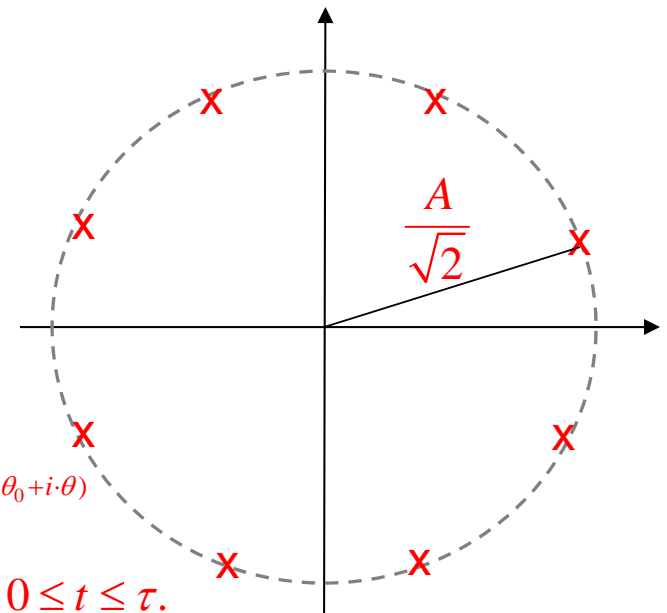
$$s_i(t) = A \cos(2\pi f_c t + \theta_0 + i \cdot \theta)$$

$$i = 0, \dots, M - 1, 0 \leq t \leq \tau. \quad \theta = \frac{2\pi}{M}$$

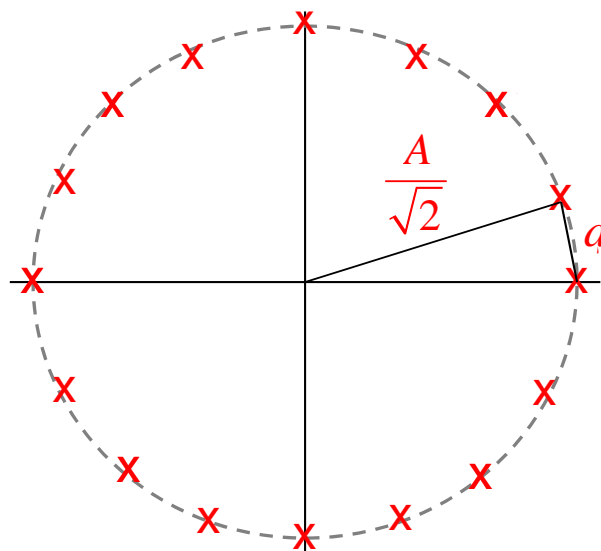


$$s_i(t) = \frac{A}{\sqrt{2}} e^{j(\theta_0 + i \cdot \theta)}$$

$$i = 0, \dots, M - 1, 0 \leq t \leq \tau.$$



SER of M-ary PSK



- What is the minimum phase difference between symbols?

$$2\pi / M$$

$$d = \sqrt{2}A \sin \frac{\pi}{M}$$

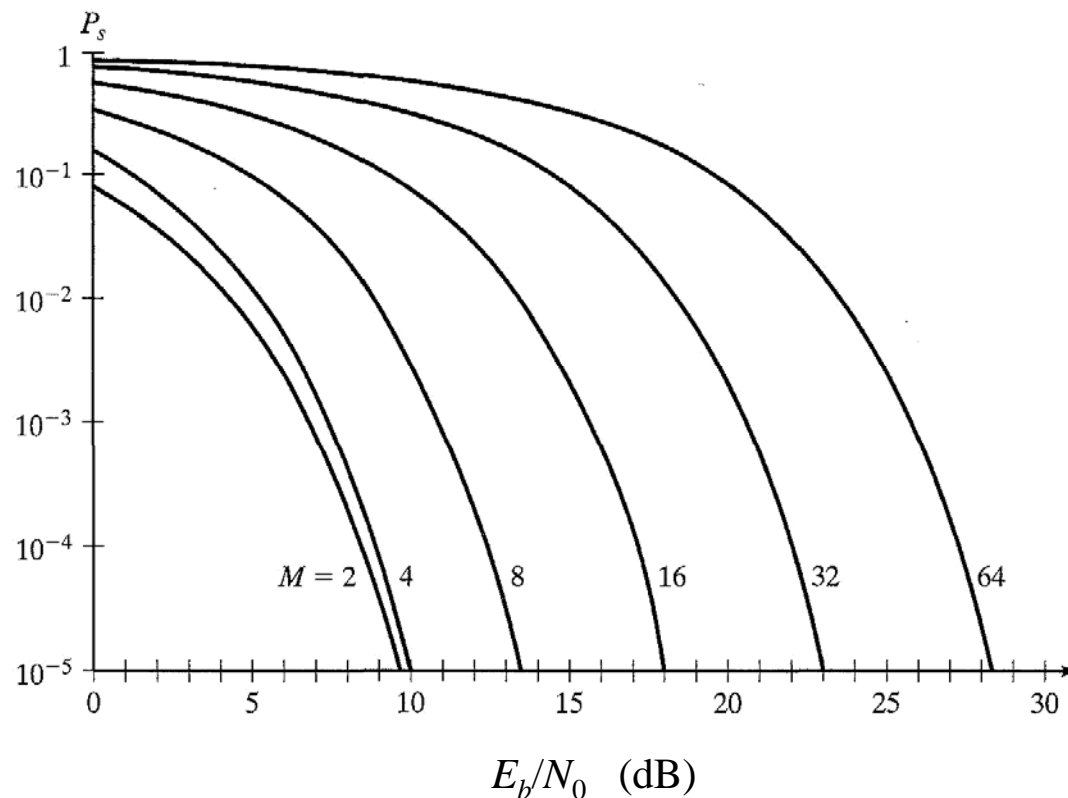
- What is the energy difference between two adjacent symbols?

$$E_d = \tau \cdot d^2 = 2A^2 \tau \sin^2 \frac{\pi}{M} = 4E_s \sin^2 \frac{\pi}{M}$$

- What is the SER with optimal receiver?

$$P_s^* \approx 2Q \left(\sqrt{\frac{2E_s}{N_0}} \sin \frac{\pi}{M} \right) \quad \text{with a large } M$$

SER of M-ary PSK

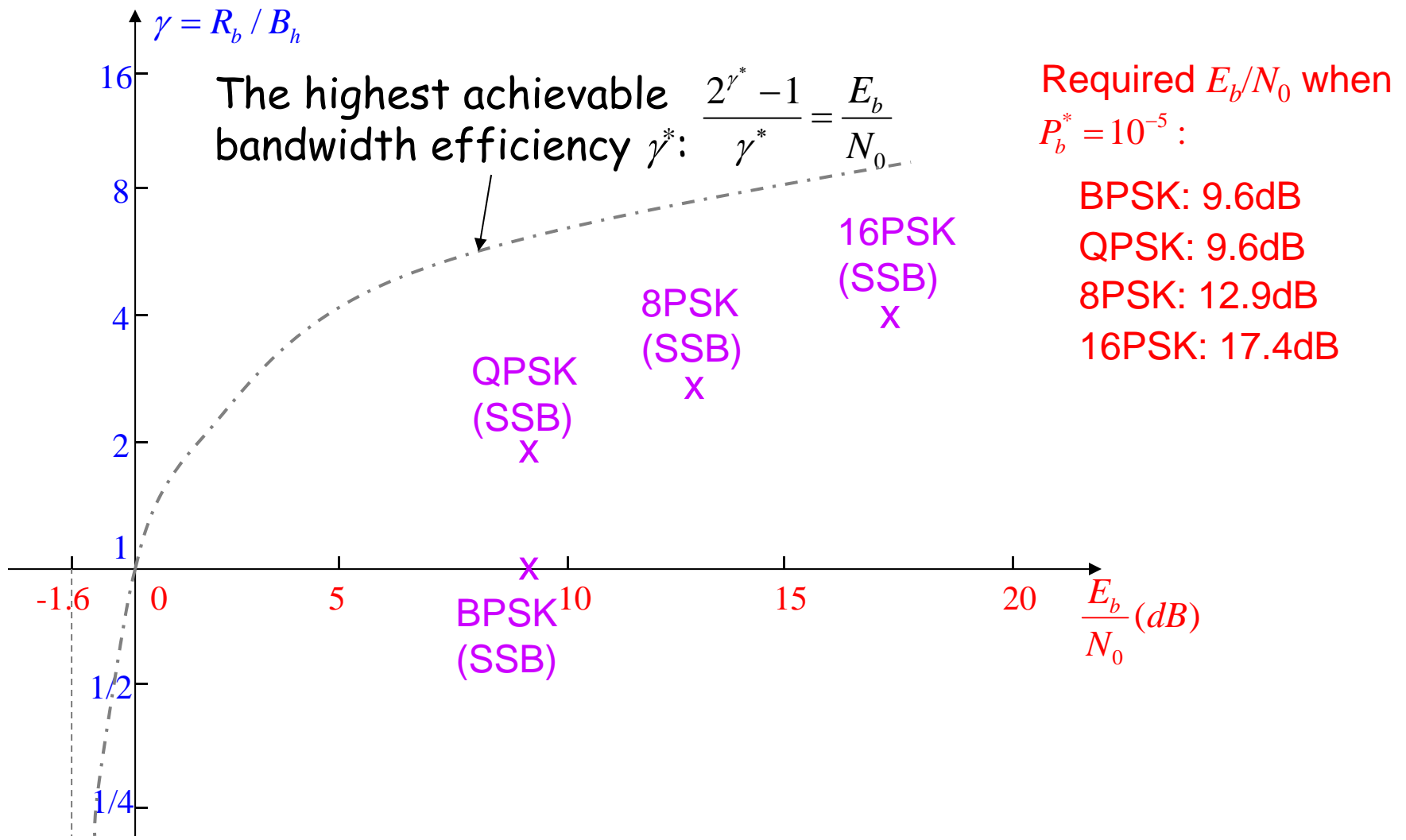


- A larger M leads to a smaller energy difference ---- a higher SER
(As two symbols become closer in phase, distinguishing them becomes harder.)

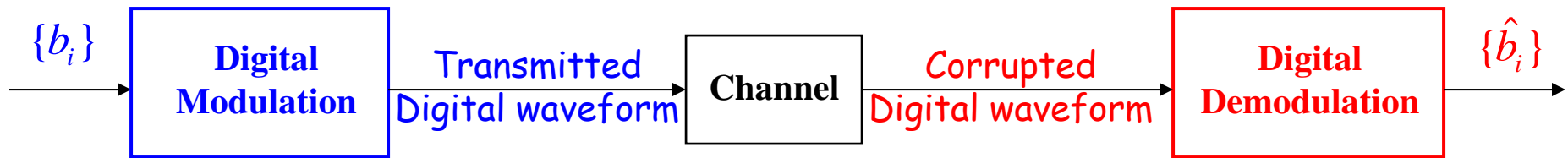
Summary II: M-ary Modulation and Demodulation

	Bandwidth Efficiency	BER
Binary PAM	1 (90% in-band power)	$Q\left(\sqrt{\frac{2E_{b,BPAM}}{N_0}}\right)$
4-ary PAM	2 (90% in-band power)	$\frac{3}{4}Q\left(\sqrt{\frac{0.8E_{b,4PAM}}{N_0}}\right)$
M-ary PAM ($M > 4$)	$\log_2 M$ (90% in-band power)	$\approx \frac{2}{\log_2 M} Q\left(\sqrt{\frac{6 \log_2 M}{M^2 - 1} \cdot \frac{E_{b,MPAM}}{N_0}}\right)$
Binary PSK	0.5 (90% in-band power)	$Q\left(\sqrt{\frac{2E_{b,BPSK}}{N_0}}\right)$
QPSK	1 (90% in-band power)	$Q\left(\sqrt{\frac{2E_{b,QPSK}}{N_0}}\right)$
M-ary PSK ($M > 4$)	$\frac{1}{2} \log_2 M$ (90% in-band power)	$\approx \frac{2}{\log_2 M} Q\left(\sqrt{2 \sin^2 \frac{\pi}{M} \log_2 M \cdot \frac{E_{b,MPSK}}{N_0}}\right)$

Performance Comparison of Digital Modulation Schemes



Digital Communication Systems



• Bandwidth Efficiency

$$\gamma \triangleq \frac{\text{Information Bit Rate } R_b}{\text{Required Channel Bandwidth } B_h}$$

• BER (Fidelity Performance)

$$\text{Binary: } P_b = Q\left(\sqrt{\frac{E_b(1-\rho)}{N_0}}\right)$$

- What is the highest bandwidth efficiency for given E_b/N_0 ?
Information theory -- AWGN channel capacity
- How to achieve the highest bandwidth efficiency?
Channel coding theory
- What if the channel is not an LTI system? Wireless communication theory