

33 Interesting Ways* to use Mobile Phones in the Classroom

*and tips

This work is licensed under a [Creative Commons](#) Attribution
Noncommercial Share Alike 3.0 License.



#1 - QR codes

You could present information / assignments / feedback to learners by generating QR codes that can be read by their smart phones.

Use in Wall displays too to bring added intrigue about a) what QR codes are and b) what more information they can find on the topic


@charlottelovie



#2 - Homework Diaries

Homework diaries get lost or become tattered - for many pupils a mobile phone is a prized possession.

Phones can replace homework diaries: setting work and reminders are an easy way for pupils to engage with learning!
@stuart_g_brown



Dear Diary by [incurable_hippie](#)

#3 - Quick Research

Instead of hulking out the department laptops - grouping kids together with internet phones can be an innovative way to undertake research tasks.

Provided boundaries are set then it can prove a great success!

@stuart_g_brown



Office: research in progress by [wili_hybrid](#)

#4 - Take a quick poll of your audience

Use any one of the many polling services to have your audience send a quick response to an SMS short code.

One example of a service is Polleverywhere

@Thespian70



Vote by [alancleaver_2000](#)

#5 - Take a picture!

Most modern phones contain cameras. These can be used to take photos of work from the board, examples of models, posters or other things that can't be glued inside a book.

If they contain video recorders, students can film short sketches which could then be bluetoothed to the teacher to be shared.

[@davestacey](#)



#6 Video!

Many students who have mobile phones have the ability to record video. When demonstrating a technical sequence get a class expert with a phone to record it. Then once video sent to you via Bluetooth / cable / wifi / whatever, you can place on LAN or share to class via Youtube / Vimeo / whatever. This can then be added to a class blog, added to an intranet / VLE so forth and so on.

@ICTEvangelist | Mark Anderson



Image courtesy of <http://www.digmo.co.uk/photo/free-creative-commons-photos-for-education/>

#7 - Photo rally!

Use the camera to record evidence of items 'found' on a scavenger hunt.

Try letting ~~the~~ teams come up with the list and then swap lists. Set the timers on the phone to 30mins - first team to find and record evidence wins. Points for creativity!

Previous 'items' suggested by my classes:

'friendship' 'love' 'maths in action'.

By @emmarocket

Photo credit:

<http://abcphoneticblog.com/2011/04/12/non-book-ways-to-get-your-child-reading-part-2/>

#8 - Seek 'n Spell GPS

Brilliant download for Smart Phones. Simply load app, wait for GPS to find your location and then gather the virtual letters to create words.

You can play with other players and race to locate the letters.

@peter_obrien1



<http://www.seeknspell.com/>

#9 Voice recorder



Use the voice recorder feature as a means of collecting audio evidence / feedback on work. Add to portfolio as evidence of peer feedback / learning / development - transfer to machine via bluetooth / wifi / email / etc and link up by embedding / storing on intranet etc. If you own a smart phone, [audioboo](#) could be used to store in the cloud and then link directly to the audio files.

Voice recorder could be used for other purposes too such as: interview | recording instructions | podcast style notes | keywords for revision | add your own here

[@ICTEvangelist](#) | Mark Anderson

Image courtesy of [Morrhigan](#)
Image found here: <http://www.sxc.hu/photo/109150>

#10 - Stopwatch

Very, very basic, but if you're a Science teacher, you've forgotten to order the stopwatches and you're too scared or too far to go back to the lab tech to ask for them, simply ask the kids to use their mobiles. They will have them hidden on their person anyway. Been doing this for years. (Or simply get organised :)

[@simoncrook](#)



image courtesy
of [aaron
schmidt](#)

#11 - Captain's log!

Set a class task of recording a personal log for a week.

Students can use voice or video.

Logs can be edited prior to sharing - add images or text using movie software.

Give a frame work or theme as start point.

Letters, numbers, colours or simply 'Today I...'

By @thosethatcan




Photo credit: <http://www.appcraver.com/wp-content/uploads/2009/06/apple-voice-memos-voice-recorder-iphone.jpg>

#12 Calling an expert :

Teachers can use a cellphone alone or with some special apps to make a video or voice call with an expert in order to achieve certain objectives in the classroom, and their students can use it also in a group work.

When you have many groups working at the same time, each group will have an interview with an expert of a certain topic of which it can be a project or a collaborative classroom activity.

by @missnoor28



<http://askiphone.net/wp-content/uploads/2011/03/Make-Video-Calling-with-Fring-App-on-iPhone1.png>

#13 A fun way of learning a language

- Translation: with a text or a picture..
- Spelling : Flashcards, games, crosswords, ..
- Listening : Podcasts, stories, recorded audio files,radio,..
- Reading: Articles and e-books from a pdf reader, google ..
- Writing: Text messages or notes to be send by bluetooth.
- Projects: like podcasting, visualize list of vocabulary, pictures for vocabulary cards,...

by @missnoor28



<http://www.appcraver.com/wp-content/uploads/2009/03/bookworm.jpg>

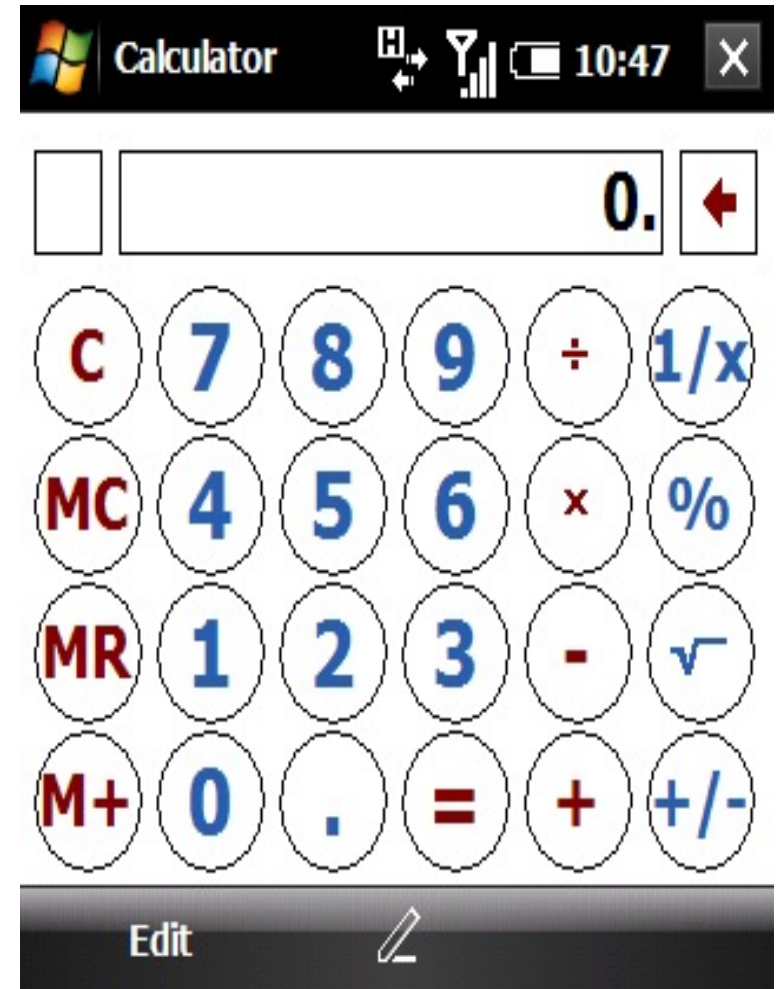
#14 A calculator!

A fact :

Every cell phone has a calculator! :)

For calculations that happenend outside the classroom, for math or physics projects or any other subject that would have calculations or equations activities, it can be an easy way to solve these equations inside and outside the classroom.

by @missnoor28



from :<http://www.wirelessinfo.com/content/Palm-Treo-Pro-Cell-Phone-Review/Software.htm>

#15 Camera Phone + OneNote

(or Evernote) = instantly searchable notes

Step 1. Take a picture - of any text/diagram

Step 2. Paste into OneNote (or add to Evernote)

Step 3. OneNote/Evernote indexes the text for searching

Handwriting is indexed as well as typed text making it incredibly powerful for capturing stuff like:

- notes from a whiteboard/blackboard
- information from plaques on monuments or at museums
- text you can't remove/scan from the source - precious document
- any text you can take a picture of - other people's notes...

*There are iPhone apps for OneNote and Evernote

*There is an Android app for Evernote

#16 :A digital Storytelling tool

Digital storytelling projects can be easily implemented with cell phones because of their ability of :
Audio Recording, Photosharing, Video Webcasting , Video Recording, saving chat logs and writing text messages...
with a publishing option for some apps to a website

All of these elements are necessary in a digital storytelling project.

By @missnoor28



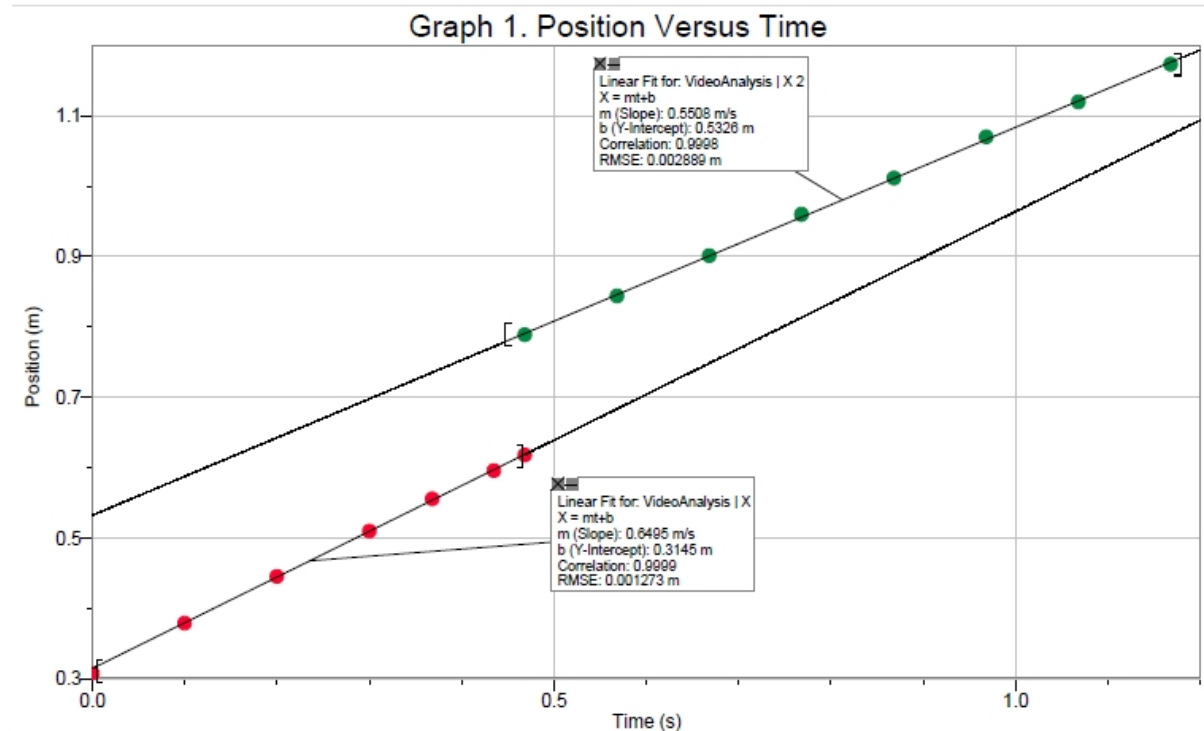
<http://blog.cinchcast.com/2010/06/18/new-cinch-app-for-android>

#17: Physics Video Analysis

Students use their phones to create a video of an object in motion, mark its position frame by frame, and set up the scale using a known distance.

[Vernier Video](#)

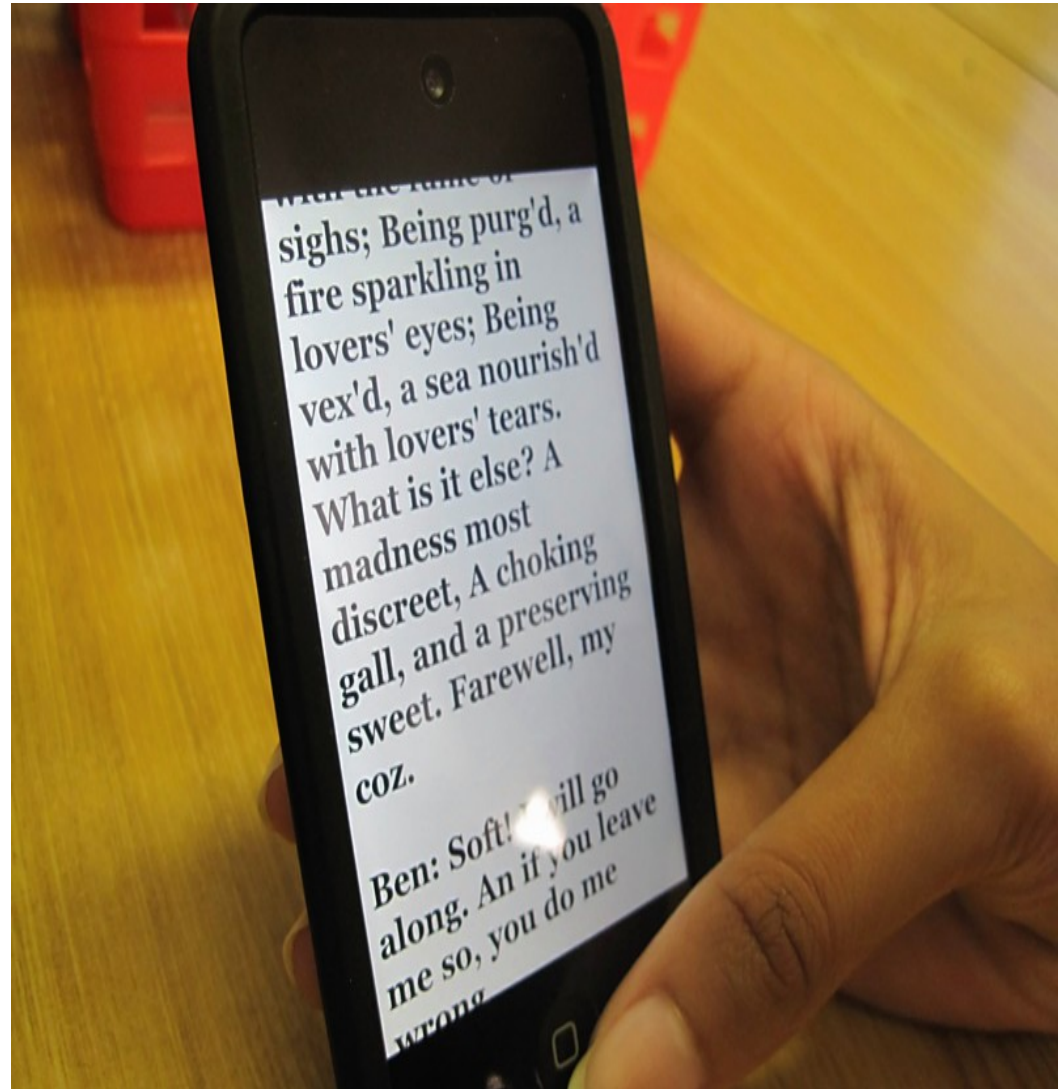
[Physics](#) creates position, and velocity graphs for the object.



by @dgende

#18: E-reader or Text Book Option

Students access full text websites and use the cell phone as an e-reader or text book. For teaching Shakespeare, there's an app for that!



by [Lee Ann Spillane](#) @spillarke

#19: Dictionary or Word Play Pal

Students with texting plans can text Google (466-453) to define a word by sending define: (put word here). Responses returned in less than 30 seconds.

Or if word play is what vocabulary learners need try the Jumbli.tv app or Words With Friends.



by [Lee Ann Spillane](#) @spillarke

#20 Timer

Simple, but effective - use the timer feature on a mobile phone for timed activities. Make one student timer representative when completing the activities. Hey presto, competition in the classroom, involving other skills for a variety of class reps in the classroom. In my experience, students love the horn sound of the 'Alarm' tone, but there are others you can choose from.

[@ICTEvangelist](#) | Mark Anderson

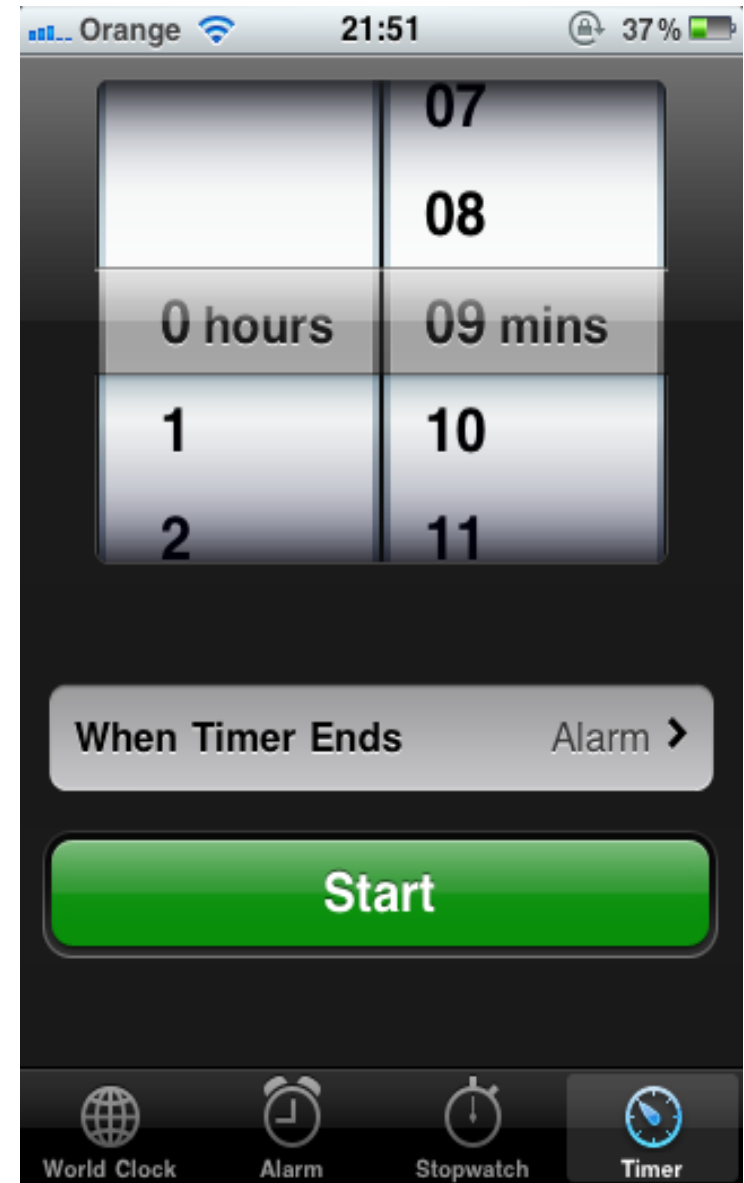


Image courtesy of my phone

#21 Send SMS reminders

Use an SMS system (e.g. Txttools) to send reminders to learners.

- Next session
- To bring particular materials
- Don't forget the homework due
- Lesson cancelled



 © Peter Bühr - 2011-05-31 21:01:52
www.flickr.com/photos/65609008@N00/5782348231/

@mattsmeeth

<http://swani.manicmig.co.uk>

<http://www.elearningetc.co.uk>

#22 Receive SMS from Students

Using an SMS System (e.g. Txttools) can allow you to receive communications from your learners via text, without giving out a personal phone number.

Can help you stay in touch with learners who may have particular queries and provide a fast response.



@mattsmeeth

<http://swani.manicmig.co.uk>

<http://www.elearningetc.co.uk>

#23 Free Text Wall

Use the Q&A Poll from Poll Everywhere to create a text wall for free:

Can be used to display instant comments, feedback, answers etc during a class or seminar

http://www.polleverywhere.com/#free_text_poll



@mattsmeeth

<http://swani.manicmig.co.uk>

<http://www.elearningetc.co.uk>

#24 SMS based Chat Room

Use GroupMe.com to create a free SMS based private chat room to discuss topics or encourage learners to collaborate / support each other

<http://groupme.com/>



@mattsmeth

<http://swani.manicmig.co.uk>

<http://www.elearningetc.co.uk>

#25 Calendar

Use the calendar for reminding students about tasks and homework assignments.



My students phone

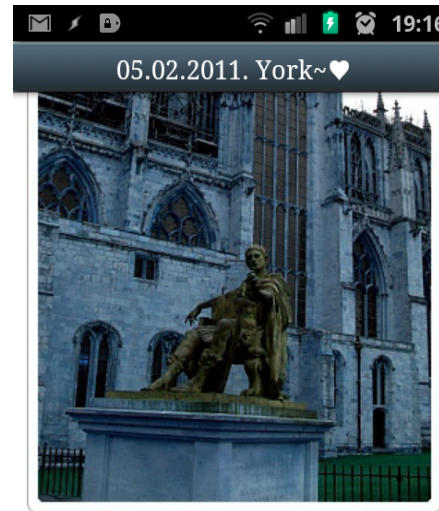
@meesterkurt

#26 Use [Posterous](#) as a class blog for language students

students use their mobiles to take pictures of places they visit, which they can then email to the class Posterous site or via the [Posterous app](#) to make them appear on the blog. Students can also produce text to accompany the pics.

The posts can then be discussed in class later or students can write comments on them. This provides great writing and speaking practice in another language

by: @dreadnought001
<http://mobileesl.blogspot.com/>



Yesterday, I went to York, all alone.

It's my first trip by myself, in England. So, It was exited and little nervous.

But, You know? York is very beautiful City. It was a very good.


PAE05's posterous

[« Back to posts](#)

[Edit](#) [Delete](#) [Tags](#) [Autopost](#)

February 3, 2011

02.02.2011 Bradford 'National Media Museum'
Bradford 'National Media Museum.'



Today, I went to 'National Media Museum' in Bradford.

It's a very big museum. I like Media like Film and TV. So, I like that.

Evrything was very exciting and interesting.

#27 Use [StudyBoost](#) to review/study

Students and teachers can create a set of study or review questions on this site. The questions are then sent by text to the students so that they can review using their phones.

You can watch a video about how it works [here](#).

by: @coxtl Tamara Cox
www.e-literatelibrarian.blogspot.com

#28 Use Google SMS or Chacha

Students can text questions to Google (466453) or Chacha (242242). This is a great resource for students that do not have computers or internet access at home and it doesn't require a smart phone.

by: @coxtl Tamara Cox
www.e-literatelibrarian.blogspot.com

Google SMS details can be read [here](#).

Details about Chacha can be found [here](#).

#29 Phone Blogging

Students can use their phone to blog with text or voice. Many blogging platforms will connect to a phone including Blogger and Wordpress.

Phones can be used to create voice blogs (phlogging) with services such as iPadio.

by: @coxtl Tamara Cox
www.e-literatelibrarian.blospot.com

7 Tools for Blogging on your Phone

Details about iPadio can be found [here](#).

#30 Create a mobile group

Teachers can create a group using a service such as [Remind 101](#), [Celly](#) or [Broadtexter](#) to send texts to parents, students, clubs or school faculty.

This is an easy way to send reminders, homework assignments, or other news. The teacher creates the group and it is up to the student/parent to use their phone to join. You post the message or reminder once and it goes out to everyone.

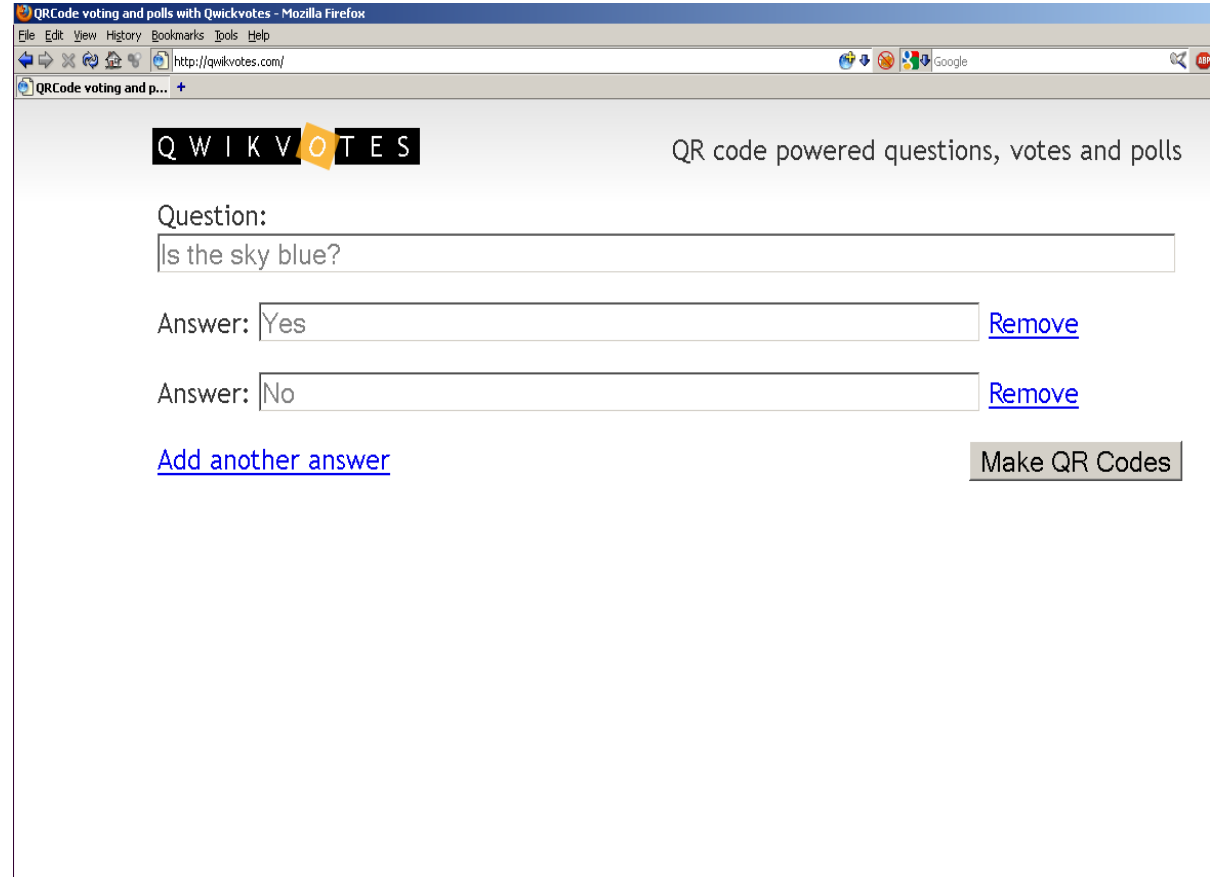
A great resource for more mobile phone ideas:
[Teaching Generation Text](#)

by: @coxtl Tamara Cox
www.e-literatibrarian.blogspot.com

#31 Vote/Poll using a QRcode & a smartphone

Any question & any number of answers can be created easily and quickly for any kind of group event. Votes are recorded and displayed on a webpage. Votes shown in a pie chart and a table.

<http://qwikvotes.com>
@BobToms100 &
@qwikvotes



The screenshot shows a web browser window with the title "QRCode voting and polls with Qwikvotes - Mozilla Firefox". The address bar shows "http://qwikvotes.com/". The page content includes the "Q W I K V O T E S" logo, the text "QR code powered questions, votes and polls", a "Question:" label, a text input field containing "Is the sky blue?", two "Answer:" labels with input fields containing "Yes" and "No", and "Remove" links next to each answer field. At the bottom, there is a link "Add another answer" and a button "Make QR Codes".

#32 Convertir unidades de medida

Estimado viendo su post, sobre los usos del telefono celular, le cuento que yo lo uso en mis clases de física a la función **CONVERSION DE UNIDADES**, donde los alumnos pueden convertir unidades de medida a otras, por ejemplo de m a cm o mm, de l a cm³, etc, que le permiten resolver problemas.

Bueno sea esta mi humilde contribución

Atte
Augusto Burgos
Argentina

You could try Google Translate on your mobile to see this idea <http://translate.google.com/m>

#33 Class video projects

- Invite students to prepare a 1-minute video in class.
- They may ***prepare, negotiate, discuss and plan*** for their project based on the class time.
- Once they are ready, they use one mobile device to record their video.
- Then, they can share the video file with the teacher using blue-tooth.
- The whole class can watch those videos using the class projector for feedback and follow-up discussions.

[Ismail Fayed, @tweet4education](#)



If you would like to:

- Contribute your ideas and tips to the presentation.
- Let me know how you have used the resource.
- Get in touch.

You can email me or I am @tombarrett on Twitter

If you add a tip (or even if you don't) please tweet about it and the link so more people can contribute.

I have created a page for all of the **Interesting Ways** presentations [on my blog](#).

The whole family in one place :-)




Image: '[Sharing](#)'

Have you seen [Maths Maps](#) yet?

Thanks for helping
Tom Barrett