


**'37-'73 WL, WLA, WLC, Servi-car
750cc models**



Jan Willem Boon

Meppelerweg 3
7963 RV Ruinen
The Netherlands


Phone: +31 (0)522-471177

E-mail: jw@jwboon.nl

Web: www.jwboon.nl

How to use this catalog:

Part number:
All numbers that begin with a letter
(R, C) are reproduction parts, other
numbers are original Harley parts
(new old stock).

Price: 
Prices are in Euro's.
Prices include sales-tax.
Sales-tax will be deducted on
shipments outside the EC.
Sales-tax is 21%, except books (9%).

Refers to letter in picture.
In this case you can choose
between four part numbers.

A.	2326-38	Hex plug	'38-'51	park	15.00 *
"	R2326-38P	Hex plug	'38-'51	park	6.00 *
"	R2326-38	Hex plug	'38-'51	cad	6.00 *
"	R2326-38C	Hex plug	'38-'51	chrome	8.50 *
B.	C8115-1	Hex plug	'52-'73	cad	5.00 *
"	C8114-1	Hex plug	'52-'73	chrome	7.50 *

Finish of the part:
park = parkerized (black)
cad = cadmium plated

The little star * means the part was
manufactured in the USA.
No star means not USA-made or we do not know.
(we rely on information from our suppliers)

How to order:

You can order by phone, e-mail, or website form.

When ordering parts you need to give your name and
address, and the list of part numbers you require.
The part numbers are the bold printed numbers in this
catalog.

You must use part numbers from this catalog, do not use
Harley "oem" part numbers.

Payment and shipping depend on the size of the order, and
to which country it is shipped. Actual shipping cost.

Minimum order: € 75.00

Jan Willem Boon

Meppelerweg 3
7963 RV Ruinen
The Netherlands

Phone: +31 (0)522-471177 9.00-17.00 weekdays
E-mail: jw@jwboon.nl
Web: www.jwboon.nl

mailorder only



Info:

Pictures in this catalog are for illustration purpose only, do
not use for technical reference.

Most paper gaskets need to be soaked in water for 10
minutes to regain their original size.

Visa card and Master card are ac-
cepted. Include card number, expira-
tion date and sec. code with order.



The Harley-Davidson part numbers
are for reference only.

For up-to-date information check our on-line database:
www.jwboon.com

About nuts:

Early 1940's and earlier nuts
were mostly manufactured
by H-D and were machined
from stock. These nuts are
clearly different than the
later style nuts.



See the "Bolts and Nuts"
section in the back of this
catalog for a complete list

Hex bolt head markings:

'41 and earlier bolts were usually
made by Harley and were not
marked (plain head). War-time
production saw the arrival of
other suppliers, these could be
marked "1035 cp" or "1038cp"



See the "Bolts and Nuts"
section in the back of this
catalog for a complete list

Manuals	2-3	Gas/oil tank parts	48-51
Spare parts catalogs	2	Oil tank caps	48
Service manuals	2	Gas tank caps	48
Service department bulletins	2	Oil lines	50
"The Enthusiast"	3	Gas lines	50
Owner's manuals/riders handbooks	3	Gas filters	51
Accessory catalogs	3	Gas tank valve	51
Miscellaneous books	4	Fenders & chainguards	52-54
Upper engine parts	7-11	Rear fender	52
Top motor mount	7	Fender trim kits	52
Cylinder head gasket	7	Front fender	53
Head bolts	8	Front chainguards	54
Engine gasket sets	9	Rear chainguard	54
Valves	10	Wheels	55-56
Tappets	11	Rear axle	55
Stock hardware kits	11	Front axle	55
Pistons	12	Rear wheel hub	56
Lower engine parts	13-19	Front wheel hub	56
Connecting rods	13	Brakes	57-60
Crankshaft	14	Rear brake	57
Crankshaft bearings	15	Spokes	58
Motor mounting	16	Front brake	59
Crankcase hardware	16	Electrical	61-67
Cam cover	17	Battery box	61
Oil pumps	19	Instrument panel	62
Exhaust systems	20	Wiring	63
Carburetor	21-23	Switches	64
Air cleaners	23	Horn	65
Generator	24-25	Headlamp	66
Circuit breaker (timer)	26	Taillights	66
Spark coils	27	Accessories	68-70
Transmission	28-33	Rear view mirrors	68
Chains & sprockets	28	Jiffy stand parts	68
Starter parts	29	Speedometer	69
Shifter parts	30	Spotlights	70
Gear box hardware	31	Tools	71-73
Gear box hardware kits	32	Heli-Coil®	73
Gear box internals	33	Taps and dies, special sizes	73
Clutch	34-37	Screws, bolts, nuts	74-78
Clutch pedal	34	Round head screws	74
Clutch release lever	35	Fillister head screws	74
Clutch hub	36	Oval countersunk head screws	74
Springer fork	38-41	Hex head bolts	75
Fork springs	38	Nuts	76
Rocker parts, inside rockers	39	Washers	77
Rocker parts, outside rockers	39	Lockwashers	78
Frame head bearings	40	Steel balls	78
Steering damper	40	Rivets	78
Ride control	41	Special lockwashers	78
Footboards	42	Grease fittings	78
Rear stand mounting parts	43	Cotter pins	78
Seat mounting	44-45	Standard hardware	79-82
Seat post parts	45		
Handlebar parts	46		
Tool box	47		
Buddy seat parts	47		



Manuals

€ prices
in euro

Spare Parts Catalogs


Essential information for restoring your Harley-Davidson.
Books 500 to 503 have photos, later books have exploded views.

L500	'13-'21 Twins	95 p.	16.00 ☛
L501A	'22-'28 all except opposed Twin	90 p.	12.00
L502	'28-'32 all models	105 p.	15.00
L516	'26-'39 all models	175 p.	20.00 ☛
L503	'30-'40 Twins	150 p.	22.00
L504	'37-'49 Big Twins	148 p.	15.00
L505	'40-'50 750cc civilian and Servi-car	124 p.	15.00
L541	'40-'43 WLA military models	124 p.	15.00
L542	'42-'43 WLC (Canada) military	60 p.	n.a.
L506	'49-'57 Twins incl. Servi-car	156 p.	18.00 ☛
L508	'58-'73 Servi-car	127 p.	16.00 ☛
L507A	'54-'65 KH, XLH, XLCH	106 p.	18.00 ☛
99451-80	'79-'80 Sportster	104 p.	45.00 ☛
L498	'48-'55 Lightweight models	52 p.	16.00 ☛
L499	'56-'65 Lightweight models	62 p.	16.00 ☛
L509A	'58-'68 Panhead/Shovel	149 p.	15.00 ☛
99455-80	'71-'80 FX	233 p.	45.00 ☛
99438-80	1980 FLT	104 p.	45.00 ☛
99438-82	'80-'82 FLT	141 p.	45.00 ☛



Service Manuals

L525	1928 Schebler Carburetor Manual	45 p.	16.00
L543	'41-'45 WLA Maintenance Manual	206 p.	16.00
This manual contains assembly, maintenance, organisational and test procedures for WLA or other 750cc models. Army #TM 9-879, use with overhaul manual L544 .			
L544	'41-'45 WLA Overhaul Manual	216 p.	16.00
Best manual available for all 750cc models '41-up. Army #TM 9-1879, use with L543 maintenance manual.			
L546	1942 Uncrating and Assembly	21 p.	7.50
WLA, full page photos.			
L547	1943 Motorcycle mechanics book	134 p.	20.00
WLA and XA. "The Armored School", Fort Knox.			
L548	WLC Service and operators manual	80 p.	14.00
L521	Service Manual '40-'47 Big Twins		15.00 ☛
L522	Service Manual '48-'57 Panhead		n.a.
99485-84	Sidecar Manual '79-'84 CLE/TLE		30.00 ☛
99483-80	Service Manual 1980 FLT		45.00 ☛
99483-81	Service Manual '80-'81 FLT		45.00 ☛
99498-77	Service Manual '77-'78 XLCR		50.00 ☛
L536	Service Manual '59-'66 Lightweights		17.00 ☛



Service Department Bulletins (Shop Dope)

Collections of bulletins the factory sent to the dealers.

L530	Volume I	All models	'-'29	18.00 ☛
L531	Volume II	All models	'30-'40	18.00 ☛
L532	Volume III	All models	'41-'56	18.00 ☛



prices
in euro €



Manuals

Owner's Manuals / Riders Handbooks

Includes wiring diagram, lubricating instructions, adjustments, etc.

L561	1926	Singles	36 p.	n.a.
L562	1929	'20's Pocket-valves	63 p.	9.00
(includes supplement covering '15-'29 models)				
L563	1935	750cc (R models)	40 p.	9.00 ☉
L587	1936	VL models	40 p.	9.00 ☉
L545	'43	WLC, also WLA and WL	36 p.	9.00
L565C	1950	Panhead	54 p.	11.00 ☉
L565A	1955	Panhead	68 p.	11.00 ☉
L565B	'58-'64	Panhead	60 p.	11.00 ☉
99460-76	1976	FL, FX	70 p.	15.00 ☉
99460-77	1977	FL, FX	72 p.	15.00 ☉
99460-78	1978	FL, FX	76 p.	15.00 ☉
99460-78E	1978½	FL, FX	80 p.	15.00 ☉
99460-79	1979	FL, FX	80 p.	15.00 ☉
99466-72	1972	Sportster	60 p.	20.00 ☉
99466-74	1974	Sportster	60 p.	17.00 ☉
99466-75	1975	Sportster	60 p.	15.00 ☉
99466-76	1976	Sportster	60 p.	15.00 ☉
99466-77	1977	Sportster	64 p.	15.00 ☉
99468-77	1977	XLCR	56 p.	20.00 ☉
99466-78	1978	Sportster	64 p.	15.00 ☉
99465-81	1981	FLT	118 p.	15.00 ☉

Accessory Catalogs

Showing all accessories available that year, including buddy-seats, saddlebags mirrors, spotlights, wind screens, lap aprons, air cleaners, clothing, hats, badges, police accessories, tools, special workshop tools, goggles, etc, etc.

L550	1918-1919	94 p.	16.00
L552	1934	32 p.	12.00 ☉
L553	1936	32 p.	9.00
L554	1941	72 p.	15.00 ☉
L555	1947	69 p.	15.00
L556	1957	60 p.	15.00 ☉
L557	1960	30 p.	15.00 ☉

"The Enthusiast"

Every year, usually late summer, the new models were announced in "The Enthusiast". Now you have an opportunity to buy the issue that announced your Harley, 1924 to 1958, barring World War II years. These Enthusiasts are also fascinating period magazines often with articles, letters and pictures from all over the world, technical hints, race reports, police department news, etc.

Quality reprints, 21½ x 14 cm., about 24 pages.

L151	1924 models	L168	1941 models
L152	1925 models	L169	1947 models
L153	1926 models	L170	1948 models
L154	1927 models	L171	1949 models
L155	1928 models	L172	1950 models
L156	1929 models	L173	1951 models
L157	1930 models	L174	1952 models
L158	1931 models	L175	1953 models
L159	1932 models	L176	1954 models
L160	1933 models	L177	1955 models
L161	1934 models	L178	1956 models
L162	1935 models	L179	1957 models
L163	not available	L180	1958 models
L164	1937 models		
L165	1938 models		
L166	1939 models		
L167	1940 models		

Military Editions

L181	October 1942
L182	December 1942



	1 copy	9.00 ☉
L150	6 copies	32.00 ☉
L149	12 copies	60.00 ☉

L590	1916 Sales Brochure	24 p.	15.00 ☉
L591	1917 Sales Brochure	5 p.	3.00
L534	1950 WR/WRTT sales brochure	4 p.	7.00


Miscellaneous Books

“At The Creation”

by Herbert Wagner

For good reason the origin period of the Harley-Davidson motorcycle has been called an “era of mystery”. Not only were Harley-Davidson’s origins poorly recorded, but the company’s beginnings were further obscured by later confused and contradictory claims that developed into myths. In this work, Herbert Wagner examines several long-standing puzzles and unanswered questions. This book is the definitive account of the beginnings of the only surviving American motorcycle brand.


L686 At the creation 228 pages 21.00



“Cross Index of Harley-Davidson Part Numbers”

Parts catalogs from 1950 and earlier use the “old” part numbers, 1951 and later parts catalogs use the “new” parts numbers. This manual is a cross-index between the old and new numbers.

L593 Cross index of H-D part numbers 53 pages 18.00




“Harley-Davidson Flatheads”

by Jerry Hatfield

One of the most versatile motorcycles ever built, the Flathead anchors the Harley-Davidson lineage. Flathead engines powered The Motor Company’s success in the 1930s when a fourth of all workers were laid off, and were the Army’s “weapon of choice” during World War II. Author Jerry Hatfield chronicles 55 years of the type’s engineering, military service, racing adventures, and sales success. Restorers will find this book indispensable, but any H-D enthusiast will enjoy this colorful fact-filled account of The Motor Company’s jack-of-all-trades, the Flathead.

L645 Flatheads 128 pages 26.00



“The Big Book Of Harley-Davidson”

by Thomas C. Bolfert 1996 edition

Beautiful hard cover, full color, large size book, 10" x 12½" / 25 x 32 cm, 300 pages

Follow the trail of this American success story as it winds through history, decade by decade, influenced by wars, depressions, and severe competition from domestic and foreign sources, only to emerge in the 1990’s stronger and more popular than ever. Told in an easy narrative style, and illustrated by over a thousand colorful photos dating back to the turn of the century, the story of Harley-Davidson is fitted against a historical timeline that helps put its long past into the proper perspective of the prevailing times.

L619 Big Book of H-D 300 pages 70.00




“Growing Up Harley-Davidson”

by Jean Davidson

This memoir of the Harley-Davidson motorcycling dynasty contains rare photos from the family album, as well as the inside scoop on the behind-the-boardroom-door politics and corporate battles, adding new tales to fuel the myth behind one of the world’s great pop culture icons. All copies autographed by Jean Davidson.

L687 Growing up H-D 270 pages hard cover 20.00

L688 Growing up H-D limited edition paperback 25.00




“H-D Classics 1903-1965”

-Illustrated Buyer’s Guide-
by Jerry Hatfield

Harley-Davidson was synonymous with raw power and speed in the early days of motorcycling. Those tremendous machines are chronicled here, from the early singles to the Panhead Big Twins and Sportsters. Each bike is covered year by year, with ratings for collectibility, smoothness of ride, passenger accommodations, reliability, and parts and service availability. This formidable group of data is supplanted with the author’s riding impressions, which put you in the driver’s seat of dozens of collectible Harley-Davidson motorcycles. With this comprehensive book, you’ll be well-equipped to select the year and model perfect for your needs, whether it is a 1914 Twin with sidecar, 1941 WLD, 1936 Model EL Knucklehead, or 1957 Sportster.

L639 Buyer’s Guide 1903-1965 192 pages 20.00



“Motorcycle Memorabilia”

by Roger Pribbenow.

Motorcycle Memorabilia is an enjoyable look at the sport of motorcycling from its beginning around 1900 to the mid-1960’s. Photographed in full color are a great variety of items illustrating the scope of memorabilia collecting and items available to the collector. From catalogs and brochures to motorcycle toys and clothing, manufacturers pins and oil containers, you’ll find it all here. Covers all American-made motorcycles.

L647 Motorcycle Memorabilia 78 pages 18.00




“Classic H-D 1903-1941”

by Herbert Wagner

Delving into the depths of Harley-Davidson history, author Herbert Wagner brings readers many new discoveries on the evolution of the Harley-Davidson Motorcycle. From the turn-of-the-century single-cylinder prototype to the 1941 74 OHV Big Twin Knucklehead, *Classic Harley-Davidson 1903-1941* captures the dream of Bill Harley and the Davidson brothers. Over 80 color photographs help illustrate this amazing story, depicting such models as: 1903 to 1905 Singles - Early V-twins, World War I military models, JDH and JH models (two-cam)- 21" and 45" OHV models - VL and VLH Flatheads - EL and FL Knuckleheads

L644 Classic H-D 1903-1941 96 pages 18.00




“Harley-Davidson in the 1960s”

by Allan Girdler & Jeff Hackett.

“Harley-Davidson in the 1960s” chronicles The Motor Company’s efforts to survive the Asian onslaught, a struggle that transforms Harley-Davidson-a family run business concern-into a division of AMF. In the process it tells the story of some of the most exciting motorcycles of all time. Covers all models; Duo-Glide, Early-Shovel, Sportster, KR-TT racer, Sprint, Topper scooter, etc.

L655 H-D in the 1960’s 95 pages 16.50



"The H-D Motor Co. - Archive Collection"

by Randy Leffingwell and Darwin Holmstrom
 Since its earliest days, the Harley-Davidson Motor Co. has saved examples of nearly every motorcycle it has ever built. In over 600 studio portraits, Harley-Davidson and master photographer Randy Leffingwell present this historically significant collection of production models, racing bikes, and one-of-a-kind prototypes.


L679 Archive Collection 408 pages 26.00



"This Old Harley"

by Michael Dregni
This Old Harley captures just what it is about Harleys that makes them so popular. This anthology is a tribute not only to this legendary piece of American automotive machinery, but also to the stories, histories, and lifestyles behind its rise as the world's most popular motorcycle.


L673 This old Harley 160 pages 26.00



"Harley-Davidson Family Memories"

by Jean Davidson, Jon Davidson Oeflein


L676 Family Memories 168 pages hard cover 33.00



"Harley and the Davidsons"

by Pete Barnes
 A short history of the Harley-Davidson company, written for young readers.


L680 Harley and the Davidsons 106 pages 13.50



"Museum Masterpieces"

by Dain Gingerelli
 - 51 bikes featured
 - over 250 color photos
 - performance and production specs
 - historical facts and trivia about each bike

L675 240 pages 22.00



"The Harley in the Barn"

by Tom Cotter
 The Harley in the barn offers 40-plus tales of lost Nortons, hidden Harleys, dormant Indians, and busted BSA's, all squirreled away from prying eyes but found by lucky collectors just like you.

L683 256 pages hard cover 24.00



"kids Books"




by Jean Davidson

L677 "My daddy makes the best..." (autographed) 24.00

L678 "Riding back in time" (autographed) 24.00

L684 Coloring book 7.00


L685 Activity book 7.00



"The Encyclopedia of the Harley-Davidson"

by Peter Henshaw & Ian Kerr
 The world's most famous motorcycle manufacturer is celebrated in this comprehensive guide, from its humble beginnings to the successful company it is today.

L681 The encyclopedia of H-D 442 pages hard cover 23.00



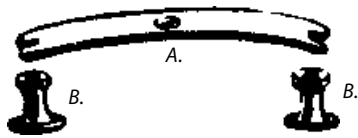
Top Motor Mount

Aluminum Heads

A.	R2806-40MP	Bracket, cylinder head	park	30.00	⊕
	R2806-40M	Bracket, cylinder head	cad	30.00	⊕
	R2806-40MC	Bracket, cylinder head	chrome	34.00	⊕
If necessary use washers between spacers and bracket (0232)					
	R0232P	Washer, spacer	park	0.70	⊕
	0232	Washer, spacer	cad	1.50	⊕
	R0232	Washer, spacer	cad	0.75	⊕
	R0232C	Washer, spacer	chrome	1.00	⊕
B.	2806-40A	Spacer, bracket		8.00	⊕
"	R2806-40AP	Spacer, bracket	park	5.50	⊕
"	R2806-40A	Spacer, bracket	cad	6.00	⊕
"	R2806-40AC	Spacer, bracket	chrome	7.25	⊕

Iron Heads

C.	C3435-1	Bracket, cylinder head	park	40.00	⊕
----	----------------	------------------------	------	-------	---



Bracket to frame hardware

Aluminum heads and iron heads.

D.	2807-30	Bolt	plain head	park	5.00	⊕
"	2807-3035	Bolt	"1035 cp"	park	8.00	⊕
E.	2641-30	Nut		park	2.00	⊕
F.	R0231P	Washer		park	1.00	⊕
G.	R0234	Shim	.015"		0.60	⊕

Upper Motor Mount Kits

C3035-5	Mounting kit plain head	park	9.00	⊕
C9781-5	Mounting kit "1035 cp"	park	9.00	⊕
C9780-5	Mounting kit	cad	9.00	⊕
C9779-5	Mounting kit	chrome	12.00	⊕



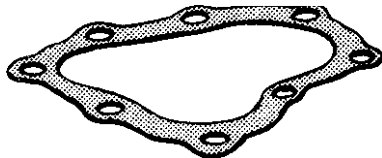
C9781-5



Cylinder Head Gasket

Aluminum heads and '51-'73 iron heads. Will also fit '36-'50 iron heads.

11-39.2	Cylinder head gaskets	(2)	4.50	⊕
11-39.10	Cylinder head gaskets	(10)	20.00	⊕
R11-39cop	Cylinder head gasket	copper	8.00	⊕



Cylinders

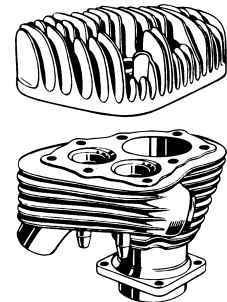
Fits '40-'73 models with aluminum heads or '51-up iron heads. (7/16"-16 headbolts)

R2-40Bpair	Set of cylinders with pistons	425.00
R2-40Mpair	Set of cylinders	375.00

Cylinder Heads

Aluminum cylinder heads, 6:1 compression.

R9-39pair	Set of cylinder heads	alu	225.00
------------------	-----------------------	-----	--------



Spark Plugs

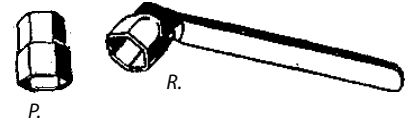
J.	R37-09 A-6	no.3	NGK	'29-'55	(18mm)	3.50	
"	R37-09 A-7	no.4	NGK	'29-'55	(18mm)	3.50	
Note: No.3 heat range is for standard use.							
	40-08	Gasket, 18mm spark plugs				1.50	⊕



Spark Plug Tools

Note: spark plug wrenches below are for use with original '29-'55 spark plugs, wrench size 1-1/8", they do not fit NGK or other aftermarket spark plugs!

P.	11805-40	Socket, use with wrench 11929-39	25.00	⊕
R.	R11929-40	Spark plug wrench	park	n.a.
(original socket with handle welded on)				



Heli-Coil® thread repair

To repair stripped spark plug hole threads

H5523-18	Thread repair kit	18mm-1.50 thread	280.00	⊕
Kit includes piloted tap, installation tool and 24 inserts.				
HR514-6	Set inserts only	(6) 18mm	24.00	⊕
H5523-14	Thread repair kit	14mm-1.25 thread	165.00	⊕
Note: 14mm thread spark plugs are used on '56-up Servi-cars.				
Kit includes piloted tap, installation tool and 30 inserts.				
HR512	Set inserts only	(6) 14mm	17.50	⊕



Upper Engine Parts

Head Bolts, Aluminum Heads

Available original or Colony



Low compression heads, marked 5

14-40M	Bolt, short	park	9.00	⊕
R14-40MP	Bolt, short	park	5.00	⊕
R14-40M	Bolt, short	cad	5.00	⊕
R14-40MC	Bolt, short	chrome	6.00	⊕
14-40MA	Bolt, long	park	10.00	⊕
R14-40MAP	Bolt, long	park	5.50	⊕
R14-40MA	Bolt, long	cad	5.50	⊕
R14-40MAC	Bolt, long	chrome	6.50	⊕

Head Bolt Kits (low compression heads)

Headbolt kits (14 short bolts and 2 long bolts, no washers)

14-40M-Kit	Head bolt kit	park	128.50	⊕
C9705-18-45	Head bolt kit	park	83.00	⊕
C7711-18-45	Head bolt kit	cad	82.00	⊕
C8217-18-45	Head bolt kit	chrome	99.00	⊕


High compression heads, marked 6. Including WLDR, WR.

R14-40A	Bolt, short	cad	5.50	⊕
R14-40AC	Bolt, short	chrome	6.50	⊕
C2435-16	Headbolt kit	park	99.00	⊕

Iron heads, '37-'50

A set for one motor is 4 of **0120** regular nuts and 12 of **15-37** tall nuts. (use the 0120 nuts on the 4 studs left side of the motor).

A.	R0120P	Nut, head stud	park	1.15	⊕
"	R0120	Nut, head stud	cad	1.20	⊕
"	R0120C	Nut, head stud	chrome	1.35	⊕
B.	R15-37P	Nut, long	park	2.25	⊕
"	R15-37	Nut, long	cad	2.35	⊕
"	R15-37C	Nut, long	chrome	2.75	⊕
C.	R0224AP	Washer, stud nut	park	0.50	⊕
D.	R14-29	Stud, cylinder head	2"	4.50	⊕
E.	R14-26	Stud, for mounting bracket	2-1/8"	n.a.	
F.	R14-26S	Stud, cylinder head, oversize		5.50	⊕
		(oversize stud is 7/16"-24 thread and 2-1/8" long)			
	M1436T	Tap 3/8"-24, head stud in cylinder		n.a.	
	tap160-012	Tap 7/16"-24, oversize stud		n.a.	



Heli-Coil® thread repair



Special 7/16"-16 thread for cylinder repair.

Heli-Coil thread repair kit comes complete with 6 inserts, tap, installation tool and instructions. Order drill separately.

H5540-7	Heli-Coil repair kit	7/16"-16	?	⊕
HR389-7-2	Set inserts only (6)		24.00	⊕
M6129D	Drill 29/64", use with kit			⊕

Cylinder Head Mounting

Notes :

- Aluminum heads use bolts (7/16"-16) with thick washers.
- Because high compression heads are lower than low compression heads, they require shorter bolts. (aluminum heads)
- If your aluminum heads have been milled you may also need shorter bolts or extra washers (0232), always check length before fastening bolts.
- Some WLA/WLC models have an extra washer 0232 under each head bolt. (see TM9-879 page 74)
- '29-'50 iron heads use studs and nuts (3/8").
- '51-'73 iron heads use bolts (7/16").

Head Bolt Washers, aluminum heads

15-39	Washer, thick	park	2.50	⊕
R15-39P	Washer, thick	park	1.75	⊕
R15-39	Washer, thick	cad	1.85	⊕
R15-39C	Washer, thick	chrome	2.75	⊕



Following washer is used with long bolts above bracket and with all bolts when necessary (when bolts are too long).

R0232P	Washer	park	0.70	⊕
0232	Washer	cad	1.50	⊕
R0232	Washer	cad	0.75	⊕
0232C	Washer	chrome	1.60	⊕
R0232C	Washer	chrome	1.00	⊕

Headbolt washer kits

Includes 14 thick washers 15-39 and 2 standard washers 0232.

15-39Kit	Washer kit	park	29.00	⊕
R15-39PKit	Washer kit	park	25.00	⊕
R15-39Kit	Washer kit	cad	26.00	⊕
R15-39CKit	Washer kit	chrome	38.00	⊕
C2432-18	Set of 18 tapered washers	park	41.50	⊕
C3285-18	Set of 18 tapered washers	cad	41.50	⊕

Iron Heads, '51-'73

14-51	Bolt, short	cad	9.00	⊕
R14-51	Bolt, short	cad	5.50	⊕
R14-51C	Bolt, short	chrome	6.50	⊕
16813-65	Bolt, alternator '65-'73	zinc	8.00	⊕
R16813-65	Bolt, alternator '65-'73	cad	7.50	⊕
R16813-65C	Bolt, alternator '65-'73	chrome	8.00	⊕
R14-40A	Bolt, long	cad	5.50	⊕
R14-40AC	Bolt, long	chrome	6.50	⊕

Head Bolt Kits

Include 14 short bolts and 2 long bolts, no washers.


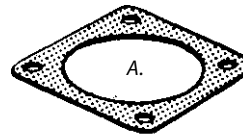
C9889-16	Bolt kit	cad	81.00	⊕
C9888-16	Bolt kit	chrome	99.00	⊕

Washers

R0232P	Washer	park	0.70	⊕
R0232	Washer	cad	0.75	⊕
R0232C	Washer	chrome	1.00	⊕

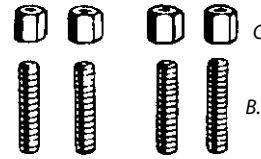
Cylinder Base

A.	46-29	Gasket, cylinder base		1.00 ☼
"	46-29.10pack	10 gaskets		9.00 ☼
B.	29-29	Stud, cylinder base	black	5.00 ☼



Cylinder Base Nuts

C.	R0123P	Stock nut	park	1.20 ☼
"	R0123	Stock nut	cad	1.35 ☼
"	R0123C	Stock nut	chrome	2.25 ☼



Cylinder Base Nut Kits

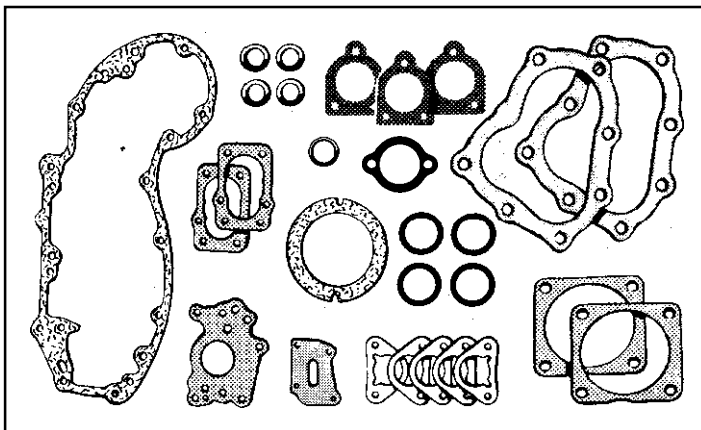
C9624-16	Set nuts(8)	park	12.00 ☼
C8107-16	Set nuts(8)	cad	12.00 ☼
C8106-16	Set nuts(8)	chrome	18.00 ☼
C7018-16	Set acorn nuts (8)	chrome	19.00 ☼
C8438-16	Set cap nuts (8)	chrome	19.00 ☼

Engine Gasket Sets


'37-'58 with aluminum heads & '51-'58 iron heads.

D.	53-40	Complete		27.00 ☼
"	53-40Cop	Complete, copper head gaskets		35.00 ☼
"	R53-40ja	Complete, copper head gaskets (James)		58.00 ☼

Note: Gasket sets include paper gaskets which have to be soaked in water ±15 min. for a perfect fit.



D.



Factory Compression Ratios, '37-'73

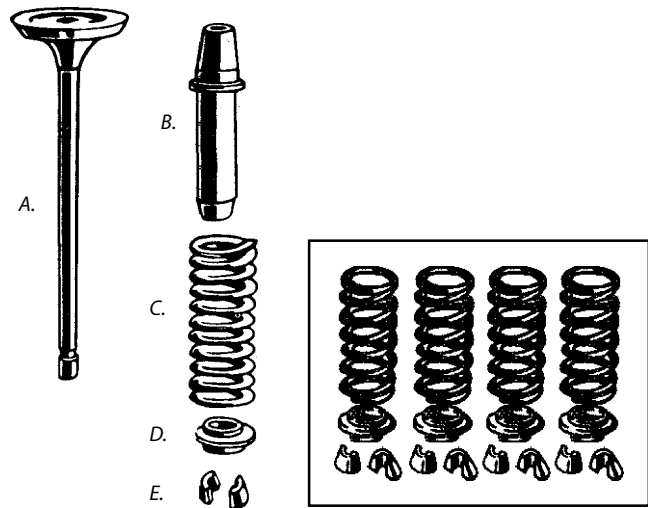
'37-'40 W, G	4.3 : 1	(iron heads marked 6.8)
'37-'40 WL	5 : 1	(iron heads marked 5.5)
'37-'39 WLD	6 : 1	(iron heads marked 4.5)
'41-'73 WL, G	4.75 : 1	(iron heads marked 6.0)
'40-'52 WLA/WLC	5 : 1	(aluminum heads marked 5)
'39 WLDD, '40-'46 WLD	6 : 1	(aluminum heads marked 6)

#5 aluminum heads optional on '45-'46 WL
#6 aluminum heads optional on '47-'52 WL

Upper Engine Parts

Valves and Parts

A.	R163-32	Valve, inlet	'32-'73	16.00
"	R163-32os	Valve, inlet 1/8" oversize	'32-'73	18.00
"	165-32	Valve, exhaust	'32-'73	22.00 ☼
"	R165-32os	Valve, exhaust 1/8" oversize	'32-'73	18.00
B.	R166-41	Valve guide '41-'73 Std. O.D.	0.565"	20.00 ☼
"	R166-41.1	Oversize	+0.001"	21.00 ☼
"	R166-41.2	Oversize	+0.002"	21.00 ☼
"	R166-41C.2	Set of 4 Oversize	+0.002"	44.00
BC.	R18165-41	Spacer for using late guides on '32-'40 (or when using '32-'40 springs with '41-up guides, WR style)		4.00 ☼
C.	168-32	Valve spring	'32-'40	5.00 ☼
"	R168-32	Valve spring	'32-'40	4.00 ☼
"	168-41	Valve spring	'41-'73	5.00 ☼
D.	170-30	Collar, valve spring	'32-'73	4.00 ☼
E.	172-30	Keys, valve collar (2)	'32-'73	2.50 ☼
"	172-30.10pack	Keys, valve collar (20)		18.00 ☼



15-0013

Valve spring kit


15-0010	Springs, collars and keepers	'32-'40	36.00 ☼
15-0013	Springs, collars and keepers	'41-'73	47.00 ☼

Valve Spring Covers

F.	173-41	Upper cover	'41-'73	plain	11.00 ☼
"	R173-41P	Upper cover	'41-'73	park	9.00 ☼
"	R173-41Z	Upper cover	'41-'73	zinc	9.00 ☼
"	R173-41C	Upper cover	'41-'73	chrome	11.00 ☼
G.	R174-31P	Lower cover	'31-'73	park	12.00 ☼
"	R174-31Z	Lower cover	'31-'73	zinc	11.00 ☼
"	R174-31C	Lower cover	'31-'73	chrome	16.00 ☼

Note : Lower covers are late style covers with O-ring to replace rubber band, for improved sealing and to eliminate problems with stuck covers when adjusting tappets. O-rings are included.

H.	167-38	Gasket, upper	'38-'73	0.75 ☼
I.	R175-29	Rubber packing .035"	'29-'68	2.50 ☼
"	R175-29S	Rubber packing .055"	'29-'68	0.85
"	R11123	O-ring	'69-'73	0.80
J.	176-26	Gasket, lower	'29-'73	1.00 ☼



Valve Spring Cover Kit '31-'40

Correct lower covers with eight flats, and short upper covers.

C2642-20	Set valve spring covers	cad	95.00 ☼
C3273-20	Set valve spring covers	chrome	120.00 ☼

Valve Spring Cover Kits '41-'73

Complete set includes 8 covers, including our O-ring type lower covers for improved sealing, O-rings are included.

K.	R173-31Abare	Set valve spring covers	bare	69.00 ☼
"	R173-31Apark	Set valve spring covers	park	80.00 ☼
"	R173-31Azinc	Set valve spring covers	zinc	75.00 ☼
"	R173-31Acad	Set valve spring covers	cad	90.00 ☼
"	R173-31Achr	Set valve spring covers	chrome	100.00 ☼



Valve guide drivers

use for removal and installation of valve guides in cylinder

- 11/32" driver fits all 750cc models '32-'73

- Set also includes drivers for Big Twins and Sportsters.

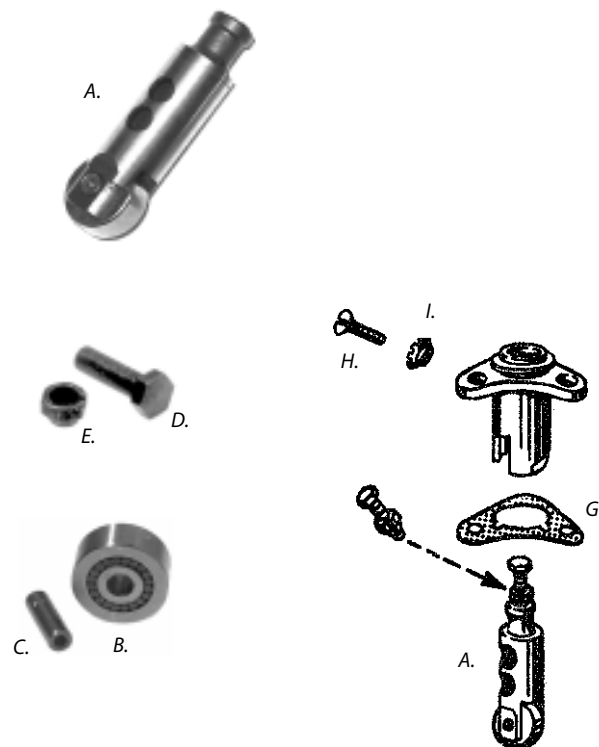
R1001-2	Driver	.338"	(11/32")	25.00 ☼
R1001	Set of three sizes			42.00 ☼



Tappets

Tappets with "lightning" holes, without screw/nut '29-'73.

JIMS	A.	R200-29jims	Tappet	Std. O.D.	0.730"	85.00 ☺
	"	R200-29.005jims		Oversize	+0.005"	95.00 ☺
	B.	R208-29	Tappet roller kit, with pin			10.00 ☺
	"	R208-29set	Set tappet roller kits (4)			34.00 ☺
	C.	R214-29	Pin, tappet roller			0.60 ☺
	D.	R221-40	Tappet screw	9/32"-32		5.50 ☺
		R221-40A	Tappet screw & nut			7.25 ☺
	E.	223-38	Nut, tappet screw	9/32"-32		3.50 ☺
	"	R223-38	Nut, tappet screw	9/32"-32		1.50 ☺
	G.	237-30	Gasket, tappet guide			1.00 ☺
	"	237-30.10pack	10 Tappet guide gaskets			7.50 ☺



Tappet Guide Screws

1/4"-24 thread

H.	R057P	Screw, slotted head	park	1.25 ☺
"	R057	Screw, slotted head	cad	1.25 ☺
"	R057C	Screw, slotted head	chrome	1.75 ☺
I.	R0365P	Lockwasher	park	0.30 ☺
"	R0365	Lockwasher	zinc	0.25 ☺

Heli-Coil® thread repair

Thread repair kit includes 12 inserts, tap and installation tool.
(order drill separately)

H5540-4	Heli-coil thread repair kit	1/4"-24	125.00 ☺
HR389-4	Set Heli-coil inserts only (12)		24.00 ☺
M6117D	Drill 17/64", use with kit		5.00 ☺



M1421T Tap 1/4"-24 for tappet guide screws 7.00 ☺

Tappet Guide Screw Kits

One kit includes 8 screws 1/4"-24 thread

C9622-16	Kit, slotted head screws	park	11.50 ☺
C8103-16	Kit, slotted head screws	cad	12.00 ☺
C8102-16	Kit, slotted head screws	chrome	15.00 ☺
C7131-8	Kit, acorn head screws	chrome	24.00 ☺
C8447-8	Kit, cap head screws	chrome	24.50 ☺
C8760-16	Kit, Allen head screws	chrome	15.50 ☺
C2100-16	Kit, Phillips head screws	cad	13.25 ☺
C2099-16	Kit, Phillips head screws	chrome	14.50 ☺
(Phillips head screws were used on most '50-up models)			
C9816-16	Kit, slotted head 1/4"-20	park	11.50 ☺
C9815-16	Kit, slotted head 1/4"-20	cad	11.50 ☺
C9814-16	Kit, slotted head 1/4"-20	chrome	13.00 ☺
C9828-16	Kit, Allen head 1/4"-20	chrome	15.50 ☺




Complete Stock Hardware Kits

Each kit contains all the stock engine and transmission bolts, washers, nuts, screws etc. in choice of cad plating, chrome plating or parkerized. Kits include head bolts, washers, cylinder base nuts, tappet guide screws, oil pump mounting nuts and bolts, gear cover screws, timing plug, drain plug, crankcase studs and nuts, generator screws, transmission cover screws, filler plug, sprocket cover studs and nuts.

Available in 3 different finishes ; parkerized, cadmium or chrome plated.


C8309PARK	'37-'73 with aluminum heads	park	265.00 ☺
C8309CAD	'37-'73 with aluminum heads	cad	270.00 ☺
C8309CHR	'37-'73 with aluminum heads	chrome	315.00 ☺



Upper Engine Parts

Pistons '29-'73 - Early Style

Pistons are sold each, and include :
- 3/32" compression rings and 1/8" oil ring
- Piston pin and split ring type locks
(280-32, use tool R96780-32A)



Piston Ring Sets - Early style

Piston ring sets include rings for 2 pistons (6 rings)
- 3/32" compression rings and 1/8" oil rings
- Available with closed (genuine) or open (reproduction) oil rings.

Genuine Pistons

Original H-D pistons have closed oil control rings (channeled).

253-29A	Piston	Std.	2.743"	69,67 mm	35.00	⊕
253-29C	Piston	O.S.	+0.005"	69,79 mm	37.00	⊕
253-29D	Piston	O.S.	+0.010"	69,92 mm	40.00	⊕
253-29E	Piston	O.S.	+0.020"	70,18 mm	45.00	⊕

Reproduction Pistons

Reproduction pistons have open oil control rings (slotted).

R253-29F	Piston	O.S.	+0.030"	70,43 mm	55.00	
R253-29G	Piston	O.S.	+0.040"	70,72 mm	55.00	
R253-29H	Piston	O.S.	+0.050"	70,97 mm	55.00	
R253-29JA	Piston	O.S.	+0.060"	71,22 mm	55.00	
R253-29KA	Piston	O.S.	+0.070"	71,47 mm	75.00	
R253-29MA	Piston	O.S.	+0.080"	71,72 mm	n.a.	
R253-29Q	Piston	O.S.	+0.090"	71,97 mm	n.a.	
R253-29R	Piston	O.S.	+0.100"	72,22 mm	n.a.	

Genuine ring sets with closed (channeled) oil rings:

261-38	Ring set	Standard		10.00	⊕
261-38A	Ring set	Overize	+0.005"	10.00	⊕
261-38B	Ring set	Overize	+0.010"	10.00	⊕
261-38C	Ring set	Overize	+0.020"	10.00	⊕
261-38D	Ring set	Overize	+0.030"	10.00	⊕
261-38E	Ring set	Overize	+0.040"	10.00	⊕

Ring sets with open (slotted) oil rings:

R261-55	Ring set	Standard		45.00	
R261-55B	Ring set	Overize	+0.010"	45.00	
R261-55C	Ring set	Overize	+0.020"	45.00	
R261-55D	Ring set	Overize	+0.030"	45.00	
R261-55E	Ring set	Overize	+0.040"	45.00	
R261-55F	Ring set	Overize	+0.050"	45.00	
R261-55G	Ring set	Overize	+0.060"	45.00	
R261-55H	Ring set	Overize	+0.070"	45.00	
R261-55JA	Ring set	Overize	+0.080"	45.00	
R261-55KA	Ring set	Overize	+0.090"	45.00	

Late Style Pistons

Following pistons use 1/16" compression rings and 3/16" oil rings. (as used on Servi-car '56-'73). Pistons are sold without rings.

PM-11450-000	Piston only		2.743"	69,67 mm	n.a.	
PM-11450-010	Piston only		+0.010"	69,92 mm	39.00	
PM-11450-020	Piston only		+0.020"	70,18 mm	39.00	
PM-11450-030	Piston only		+0.030"	70,43 mm	39.00	
PM-11450-040	Piston only		+0.040"	70,72 mm	39.00	
PM-11450-050	Piston only		+0.050"	70,97 mm	n.a.	
PM-11450-060	Piston only		+0.060"	71,22 mm	55.00	
PM-11450-070	Piston only		+0.070"	71,47 mm	55.00	

Genuine Piston and Ring Sets (late style)

Following piston and rings have 1/16" compression rings and 3/16" oil rings. (as used on Servi-car '56-'73). Ring sets are for one piston.


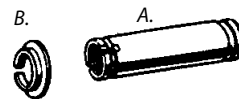
22251-29B	Piston	Standard		90.00	⊕
22253-29C	Piston	Overize	+0.010"	90.00	⊕
22254-29B	Piston	Overize	+0.020"	90.00	⊕
22259-29B	Piston	Overize	+0.070"	125.00	⊕
22355-52B	Ring set	Standard		17.50	⊕
R22355-52B	Ring sets (2 pistons)	Standard		25.00	
22357-52B	Ring set		+0.010"	17.50	⊕
R22357-52B	Ring sets (2 pistons)		+0.010"	25.00	
22358-52B	Ring set		+0.020"	17.50	⊕
22359-52B	Ring set		+0.030"	17.50	⊕
22360-52B	Ring set		+0.040"	17.50	⊕
R22360-52B	Ring sets (2 pistons)		+0.040"	25.00	

Piston Parts

A. 275-32	Piston pin	Standard	0.7915"	'32-'55	? ⊕
" 275-32C	Piston pin	Overize	+0.002"	'32-'55	4.00 ⊕
" 275-32D	Piston pin	Overize	+0.004"	'32-'55	4.00 ⊕
" 275-32E	Piston pin	Overize	+0.006"	'32-'55	4.00 ⊕
" 275-32F	Piston pin	Overize	+0.008"	'32-'55	4.00 ⊕
B. 280-32	Lock ring, piston pin			'32-'55	n.a.
" R280-32	Lock ring, piston pin			'32-'55	n.a.
R22582-52	Lock ring, piston pin			'56-'73	0.80
C. 293-36	Bushing	Std. O.D.	0.896"		8.00 ⊕
" R293-36	Bushing	Std. O.D.	0.896"		4.50
" R293-36B	Bushing	Overize	+0.005"		5.00
" R293-36C	Bushing	Overize	+0.010"		5.00

Piston Tools

D. R96780-32A	Piston pin lock ring tool	'32-'55	46.00	⊕
R96780-58A	Piston pin lock ring tool	'56-'73	120.00	⊕
	(for piston pin I.D. 0.515")			
R96781-72	Piston pin lock ring tool	'56-'73	120.00	⊕
	(for piston pin I.D. 0.535")			
E. R95970-32C	Piston pin bushing tool		118.00	⊕
	Use to replace bushings without removing rods from crankcase.			
F. R1235	Piston ring expander tool		35.00	
	Remove and install rings without fear of breakage.			
	Smooth gripping edges firmly hold rings to eliminate possible ring damage. Expands rings gently to install in grooves.			



JIMS

D.



E.

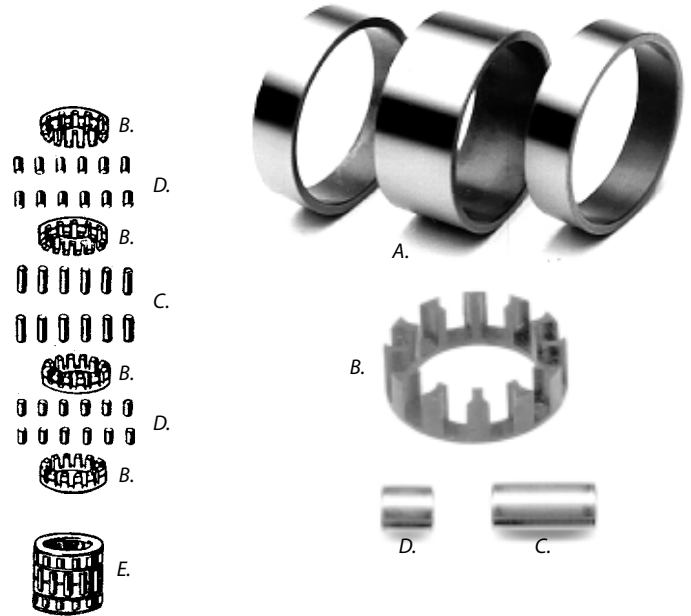
Connecting Rods

R289-32A	Set connecting rods '32-'73 Complete with bearing and crank pin. Japan made.	275.00
R289-32C	Set of connecting rods only Does not have lower races and upper bushings. Japan made.	85.00
R289-32Ai	Set of connecting rods only With finished bushings, without bearing/pin. India made.	55.00



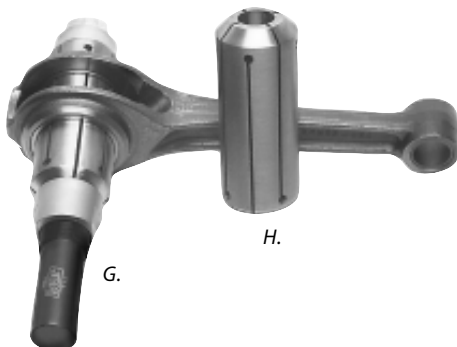

Connecting Rod Bearing '29-'73

A. CRR-750	Set connecting rod races (3)		21.00 ☼
B. 301-29	Retainer, crank pin roller		8.00 ☼
C. R305-29	Roller, standard	0.2498" x .550"	n.a.
" 305-29D	Roller, oversize	+0.0002"	1.00 ☼
" R305-29F	Roller, oversize	+0.0004"	
" R305-29H	Roller, oversize	+0.0006"	0.60 ☼
" R305-29KA	Roller, oversize	+0.0008"	0.60 ☼
" R305-29MA	Roller, oversize	+0.0010"	0.60 ☼
<i>Check website for 100-packs</i>			
D. R2289-17	Roller, standard	0.2498" x .270"	n.a. ☼
" 2289-17D	Roller, oversize	+0.0002"	0.70 ☼
" R2289-17F	Roller, oversize	+0.0004"	0.50 ☼
" R2289-17H	Roller, oversize	+0.0006"	0.50 ☼
" R2289-17KA	Roller, oversize	+0.0008"	0.50 ☼
" 2289-17MA	Roller, oversize	+0.0010"	
<i>Check website for 100-packs</i>			
E. R309-29	Bearing, complete	Standard	
" 309-29D	Bearing, complete	+0.0002"	50.00 ☼
" R309-29F	Bearing, complete	+0.0004"	
" R309-29H	Bearing, complete	+0.0006"	50.00 ☼
" R309-29KA	Bearing, complete	+0.0008"	50.00 ☼
" 309-29MA	Bearing, complete	+0.0010"	



Rod Bearing Tools

F. R1003	Rod race removal & installation tool		205.00 ☼
Complete kit, includes collars for use on all Big Twin, 750cc and Sportster connecting rods.			
G. R11944-X	Rod lapping arbor	1-1/2"	235.00 ☼
R96740-36	Rod lapping arbor set	1-1/2" & 1-5/8"	350.00 ☼
H. R96740-36-4	Replacement lap head	1-1/2"	115.00 ☼
R96740-36-5	Replacement lap head	1-5/8"	115.00 ☼



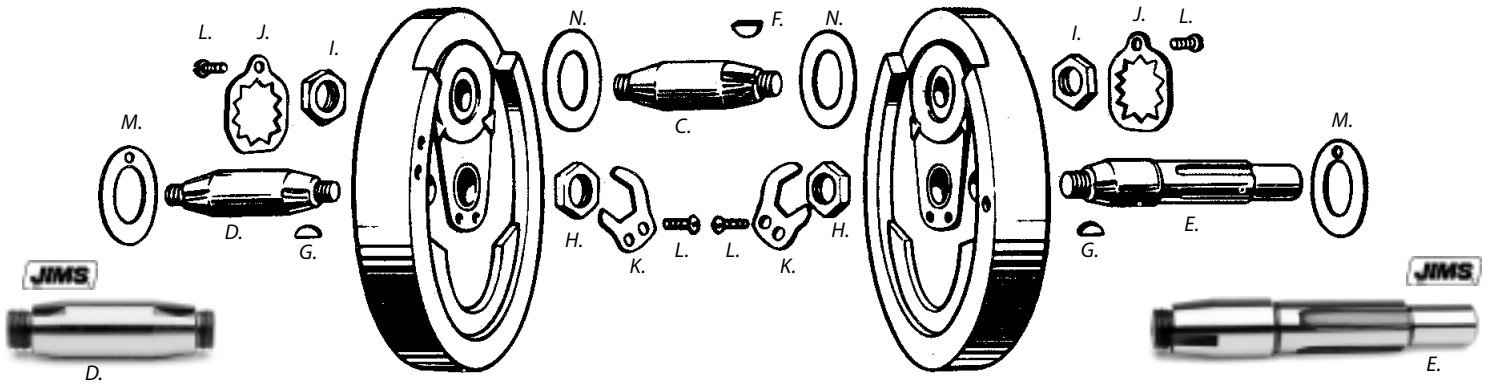
F.

G.

H.



Lower Engine Parts



Crankshaft Parts

C.	348-37	Crank pin (H-D)	0.998"	'37-'73	70.00	⊕
	R348-29	Crank pin (jims)	0.998"	'29-'73	90.00	⊕
	R23960-39R	Crank pin WLDR, WR, KR		'39-'54	125.00	⊕
	R23967-48	Nut for WR crank pin		'39-'54	13.50	
D.	R352-29	Sprocket shaft (jims)	0.875"	'29-'73	65.00	⊕
E.	R355-37	Gear shaft (jims)	0.875"	'37-'73	110.00	⊕
F.	1650-18	Key, crank pin			2.00	⊕
	R1650-18	Key, crank pin			0.40	
G.	R361-12	Key, sprocket & gear shaft			1.45	
H.	364-29	Nut, sprocket & gear shaft	5/8"	-18	8.00	⊕
	R364-29	Nut, sprocket & gear shaft	5/8"	-18	6.50	⊕
I.	364-37	Nut, crank pin	11/16"	-18	4.00	⊕
J.	368-12	Lockwasher, crank pin nut			2.50	⊕
	R368-12	Lockwasher, crank pin nut			1.60	⊕
K.	368-29	Lockwasher, shaft nut			2.00	⊕
	R368-29	Lockwasher, shaft nut			0.80	
	R368-29.10pack	10 lockwashers			5.00	
L.	R030Z	Screw, lockwashers			0.30	

Flywheel thrust collars

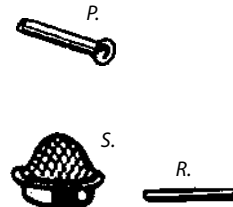
To adjust flywheel end play

M.	R357-26B	Thrust collar	.066"	(1,67 mm)	5.50	⊕
	R357-26C	Thrust collar	.070"	(1,77 mm)	5.50	⊕
	R357-26D	Thrust collar	.074"	(1,87 mm)	5.50	⊕
	R357-26E	Thrust collar	.078"	(1,98 mm)	5.50	⊕
	R357-26F	Thrust collar	.082"	(2,08 mm)	5.50	⊕
	R357-26G	Thrust collar	.086"	(2,18 mm)	5.50	⊕
	R357-26H	Thrust collar	.090"	(2,28 mm)	5.50	⊕
	R357-26JA	Thrust collar	.094"	(2,38 mm)	5.50	⊕
	R357-26KA	Thrust collar	.098"	(2,48 mm)	5.50	⊕
	R357-26LA	Thrust collar	.102"	(2,59 mm)	5.50	⊕
	357-26A	Set 10 pcs.	.066" to .102"		65.00	⊕
	R357-26A	Set 10 pcs.	.066" to .102"		49.00	⊕

Flywheel washers (pressed/glued in flywheels)

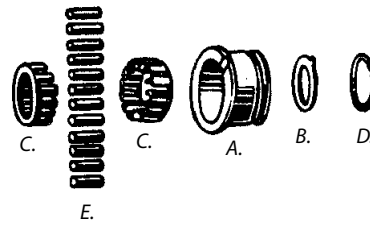
N.	372-21	Standard	.055"	(1,39 mm)	10.00	⊕
	R372-21	Standard	.055"	(1,39 mm)	7.00	⊕
	R372-21B	Oversize	.060"	(1,52 mm)	8.50	⊕
	R372-21C	Oversize	.067"	(1,70 mm)	9.00	⊕

P.	R543-37A	Pipe, front chain oiler Brass pipe, light press fit in left crankcase		'37-'73	n.a.	
S.	R411-37	Strainer, crankcase oil			6.00	
	R411-37.5pack	5 Crankcase oil strainers			25.00	
R.	411-37A	Retainer pin, strainer			0.80	⊕
	R411-37A	Retainer pin, strainer			0.55	
	R24978-57	Gasket, crankcase oil strainer, cork			0.60	
	R411-37kit	Strainer, crankcase oil, with gasket & pin			6.75	



Right Side Bearing

A.	413-39A	Bearing race	Std. O.D. 1.753"	32.00 €	
JIMS	"	R413-39Aji	Bearing race	Std. O.D. 1.753"	95.00 €
"	"	R413-39AB	Oversize	O.D. +.002"	55.00 €
"	"	R413-39AC	Oversize	O.D. +.005"	55.00 €
JIMS	"	R413-39ACji	Oversize	O.D. +.005"	118.00 €
B.	414-39A	Washer	'39-'73	5.00 €	
"	"	R414-39A	Washer	'39-'73	3.50 €
"	"	R414-39A.5pack	5 Washers	13.50 €	
C.	415-37	Retainer, bearing roller	'37-'73	8.00 €	
D.	423-39	Spring ring	'39-'73	2.00 €	
"	"	R423-39	Spring ring	'39-'73	0.95 €
"	"	R423-39.10pack	10 Spring rings	'39-'73	7.00 €
E.	R305-29	Roller, standard	0.2498" x .550"		
"	"	305-29D	Roller, oversize	+ .0002"	1.00 €
"	"	R305-29F	Roller, oversize	+ .0004"	
"	"	R305-29H	Roller, oversize	+ .0006"	0.60 €
"	"	R305-29KA	Roller, oversize	+ .0008"	0.60 €
"	"	R305-29MA	Roller, oversize	+ .0010"	0.60 €
"	"	R305-29MA.15	Roller, oversize	+ .0015"	0.60 €
"	"	R305-29MA.20	Roller, oversize	+ .0020"	0.60 €
"	"	R305-29MA.30	Roller, oversize	+ .0030"	0.60 €



Bearing races must be lapped after installing



F.	R414-37	Bearing, complete	Std.		
"	"	414-37D	Oversize	+ .0002"	22.00 €
"	"	R414-37F	Oversize	+ .0004"	
"	"	R414-37H	Oversize	+ .0006"	22.00 €
"	"	R414-37KA	Oversize	+ .0008"	22.00 €
"	"	R414-37MA	Oversize	+ .0010"	22.00 €

Note: '63-up models use double row 2289-17 bearings with 415-37 retainers. For 2289-17 rollers see connecting rod bearing. This double row bearing fits '37-'73 models.

Left Side Bearing

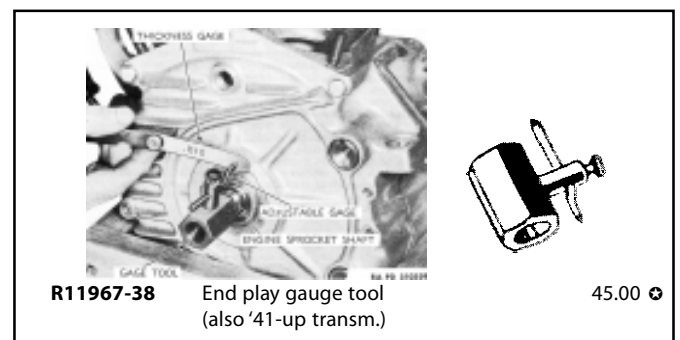
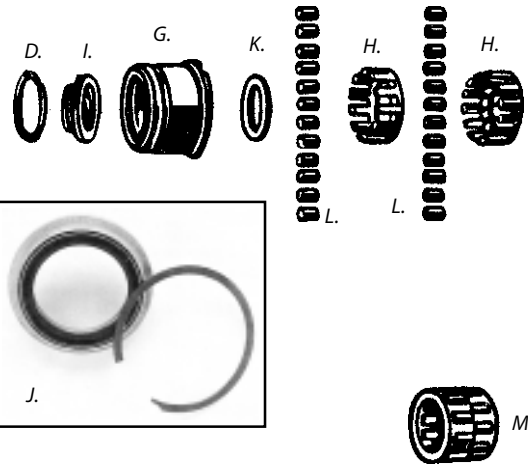
G.	416-39	Bearing race	Std. O.D. 1.753"	32.00 €	
JIMS	"	R416-39ji	Bearing race	Std. O.D. 1.753"	95.00 €
"	"	R416-39B	Oversize	O.D. +.002"	60.00 €
"	"	R416-39C	Oversize	O.D. +.005"	60.00 €
JIMS	"	R416-39Cji	Oversize	O.D. +.005"	115.00 €
H.	417-29	Retainer, left bearing	'29-'73	15.00 €	
"	"	418-44	Seal, requires special race	'44-'45 WLA	3.00 €
I.	421-39	End, left bearing	'39-'73	11.00 €	
J.	C8211-2	Oil seal, sprocket shaft	'39-'73	21.00 €	
Can be used to replace steel ring 421-39 for positive sealing.					
K.	422-39	Washer, left bearing	'39-'73	5.00 €	
"	"	R422-39	Washer, left bearing	'39-'73	3.00 €
"	"	R422-39.5pack	5 Washers	'39-'73	12.00 €
D.	423-39	Spring ring, bearing	'39-'73	2.00 €	
"	"	R423-39	Spring ring, bearing	'39-'73	0.95 €
"	"	R423-39.10pack	10 Spring rings	'39-'73	7.00 €
L.	R304-15	Roller	Std. .250" x .360"	6,350 mm	
"	"	R304-15D	Roller, oversize	+ .0002"	0.60
"	"	R304-15F	Roller, oversize	+ .0004"	0.60
"	"	R304-15H	Roller, oversize	+ .0006"	0.60
"	"	R304-15KA	Roller, oversize	+ .0008"	0.60
"	"	304-15MA	Roller, oversize	+ .0010"	

Check website for 100-packs


M.	R419-29	Bearing, complete	Std.		
"	"	R419-29D	Oversize	+ .0002"	44.00 €
"	"	R419-29F	Oversize	+ .0004"	44.00 €
"	"	R419-29H	Oversize	+ .0006"	44.00 €
"	"	R419-29KA	Oversize	+ .0008"	44.00 €
"	"	419-29MA	Oversize	+ .0010"	

R11954-39	Bearing race lapping tool	'39-'73	475.00 €
R96710-40	Bearing race lapping tool set		645.00 €
Complete set, use on 40-up Big Twins, Sportster, 750cc.			

R96718-40	Lap head only	1.375" '39-'73 750cc	95.00 €
(also '55-'57 Panhead and '54-'76 Sportster)			



R11967-38 End play gauge tool (also '41-up transm.) 45.00 €



R11954-39

Lower Engine Parts

Motor Mounting

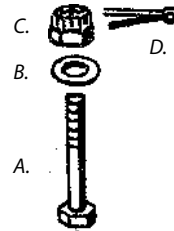
A.	R437-26PS	Bolt	plain head	park	5.00 ✪
"	R437-26P	Bolt	"1035 cp"	park	5.00 ✪
"	R437-26	Bolt	"1035 cp"	cad	5.00 ✪
"	R437-26C	Bolt		chrome	6.00 ✪
B.	R0224P	Washer		park	0.50 ✪
"	R0224	Washer		cad	0.50 ✪
"	R0224C	Washer		chrome	0.70 ✪
C.	R0128P	Castle nut		park	1.60 ✪
"	R0128	Castle nut		cad	1.70 ✪
"	R0128C	Castle nut		chrome	1.85 ✪
D.	R0291P	Cotter pin		park	0.15 ✪
"	R0291	Cotter pin		zinc	0.15 ✪

Motor Mount Kits



Kits include 4 bolts, nuts, washers, cotter pins.
Heat treated special length bolts, best available.

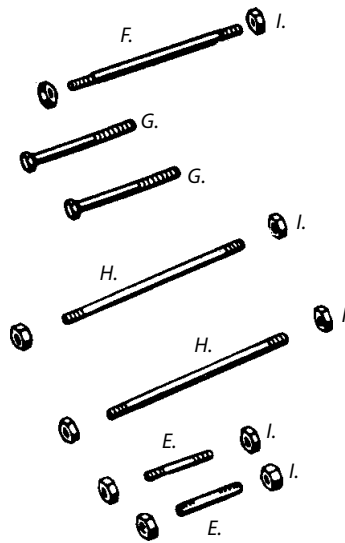
C3034-16	Kit	plain heads	park	31.50 ✪
C9626-16	Kit	"1035 cp"	park	31.50 ✪
C8825-16	Kit	"1035 cp"	cad	32.50 ✪
C9625-16	Kit		chrome	36.00 ✪



C9625-16

Crankcase Studs

E.	R442-10cad	Stud, lower	1-5/8"	'37-'39	cad	3.50 ✪
"	R442-10	Stud, lower	1-5/8"	'40-'73	park	3.75 ✪
F.	442-37	Stud, upper	4-1/2"		park	4.00 ✪
G.	443-37	Bolt "1035 cp"	2-3/4"		cad	3.00 ✪
H.	444-37	Stud	5"		park	4.00 ✪
I.	451-37	Nut, crankcase stud			park	2.00 ✪
"	R451-37P	Nut, crankcase stud			park	0.90 ✪
"	R451-37	Nut, crankcase stud			cad	0.90 ✪
"	R451-37C	Nut, crankcase stud			chrome	1.25 ✪



C8619-17

Crankcase Stud Kits

Complete kits include all studs, bolts and nuts.



C3103-17	Kit	'37-'39	cad	34.00 ✪
C9697-17	Kit	'40-'73	park	34.00 ✪
C8620-17	Kit	'40-'73	cad	34.00 ✪
C8619-17	Kit	'40-'73	chrome	36.00 ✪

Timing Hole Plugs

We have many different plugs available :

- All standard plugs have 5/8"-18 thread
- '38-'51 plugs have 7/8" hex size (wrench size)
- '52-'73 plugs have 3/4" hex size (wrench size)
- To repair stripped threads use 11/16"-16 thread oversize plugs
- Oversize plugs are available with 3/4" hex size only
- Custom style plugs have 9/16" hex size (wrench size)
- Heli-coil thread repair kit available.



Acorn



Cap



Custom



Allen



C9407-1

Standard plugs, 5/8"-18 thread

R2326-38P	Hex plug	'38-'51	park	6.00 ✪
R2326-38	Hex plug	'38-'51	cad	6.00 ✪
R2326-38C	Hex plug	'38-'51	chrome	8.50 ✪
C8115-1	Hex plug	'52-'73	cad	5.00 ✪
C8114-1	Hex plug	'52-'73	chrome	7.50 ✪
C7106-1	Acorn plug		chrome	9.00 ✪
C8441-1	Cap plug		chrome	8.00 ✪
C8610-1	Custom plug		chrome	10.00 ✪
C8611-1	Custom plug		cad	8.00 ✪
C8612-1	Custom plug		black	8.00 ✪
C9403-1	Allen plug		cad	6.50 ✪
C9402-1	Allen plug		chrome	8.50 ✪

Oversize plugs, 11/16"-16 thread

C2589-1	Hex plug		park	6.00 ✪
C2588-1	Hex plug		cad	6.00 ✪
C9304-1	Hex plug		chrome	7.50 ✪
C9960-1	Allen plug		chrome	8.25 ✪
C7501-1	Acorn plug		chrome	8.50 ✪
C7500-2	Acorn plug and tap		chrome	43.00 ✪
C9407-1	Tap only	11/16"-16		36.00 ✪
C2282-1	Short tap can be used on assembled case			36.00 ✪

Heli-Coil® thread repair, timing hole plug

Repair kit includes 6 inserts, tap and installation tool.

H5528-10-2	Thread repair kit	5/8"-18 thread		140.00 ✪
HR1191-10-2	Set inserts only	(6)		38.00 ✪

Drain Plugs

453-11	Drain plug		park	6.00 ✪
R453-11P	Drain plug		park	3.50 ✪
R453-11	Drain plug		cad	3.50 ✪
R453-11C	Drain plug		chrome	5.00 ✪
C3421-1	Drain plug, oversize	7/16-20	cad	5.00 ✪



Heli-Coil® thread repair



To repair stripped drain plug hole.

H5528-6	Repair kit	3/8"-24 thread		65.00 ✪
HR1191-6	Set inserts only	(12)		26.00 ✪
M6125D	25/64" drill, use with kit			

Gear Cover Screws

056	Screw, slotted head	park	1.95 €
R056P	Screw, slotted head	park	1.50 €
R056	Screw, slotted head	cad	1.50 €
R056C	Screw, slotted head	chrome	1.85 €
2341HW	Screw, slotted head	zinc	1.00 €
R056acorn	Screw, acorn head	chrome	3.00 €
R056allen	Screw, allen head	chrome	2.15 €
R056cap	Screw, cap head	chrome	3.00 €



Gear Cover Screw Sets

Set screws include 11 cover screws and 4 relief pipe screws.

C9668-19	Set screws	park	23.50 €
C9413-19	Set screws	cad	23.50 €
C9412-19	Set screws	chrome	28.00 €
C2102-12	Set screws, Phillips head	cad	21.00 €
C2101-12	Set screws, Phillips head	chrome	24.00 €

Phillips head gear cover screws were stock on early '50's models.



M1421T	Tap 1/4"-24, gear cover screws	7.00 €
die160-005	Die 1/4"-24, gear cover screws	n.a.

Heli-coil Thread Repair 1/4"-24

Repair kit includes 12 inserts, tap and installation tool.

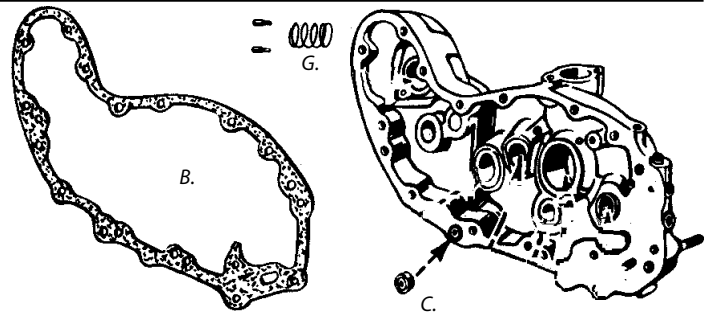


H5540-4	Heli-coil repair kit	1/4"-24	125.00 €
HR389-4	Set Heli-coil inserts only (12)		24.00 €
M6117D	17/64" drill, use with kit		5.00 €

Gear Cover

B. 598-37A	Gasket, gear cover	3.00 €
C. R504-37	Flutter valve (breather)	9.00
D. R3574-37A	Oil pressure indicator pipe 1937-only	33.00 €

Connection to gauge must be made after fitting pipe on bike.



26560-63	Terminal, switch	'63-'73	4.00 €
26560-63.10pack	10 Terminals	'63-'73	29.00 €
26569-58	Fitting, switch	'58-'73	6.00 €
26569-58.10pack	10 Fittings	'58-'73	41.00 €


This fitting will adapt '58-up switches with NPT thread to fit earlier models.

G. 585-37A	Spring, seal ring	2.50 €
R585-37A	Spring, seal ring	1.75 €
H. 585-37B	Pin, retaining seal ring	n.a.

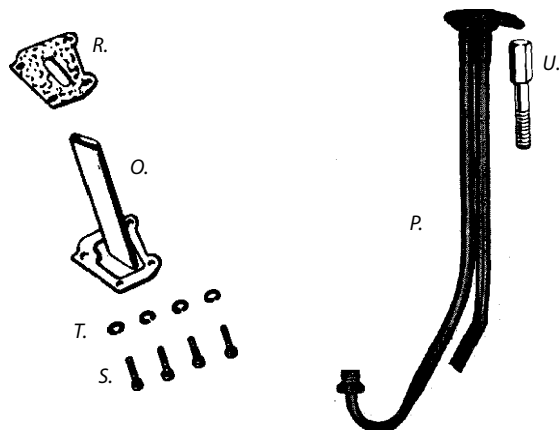


I. R672-32	Adjusting screw, chain oiler (early style, includes washers)	11.50 €
J. R0202	Washer, adjusting screw 1/16"	0.60 €
K. 674-32	Shim, adjusting screw .002"	0.80 €
R674-32.10	Shims, adjusting screw 10-pack	5.75 €

Note: above screw and shims are 1940's style, later models used adjusting screw with nut (R26383-32).



M. R26383-32	Adjusting screw, oiler, with nut+washer	3.50 €
R0105AZ	Nut, adjusting screw	0.50 €
N. R0201A	Washer, adjusting screw brass	0.50 €



O. R543-37	Relief pipe	'37-'73	14.00
P. 543-37B	Relief pipe kit, military (long)		110.00 €

Above long relief pipe was used on '44-'52 WLA models, kit includes all parts to switch over from standard pipe (except gasket).

U. R14-45	Cylinder head bolt with 054A, long relief pipe	10.00 €
054A	Bolt, to mount long relief pipe	4.00 €
545-45	Plug, long relief pipe	5.00 €

R. R544-37	Gasket, relief pipe	0.90 €
S. R036P	Screw	park 0.50 €
R036	Screw	cad 0.55 €
R036C	Screw	chrome 0.65 €
T. R0254P	Lockwasher	park 0.20 €
R0254	Lockwasher	zinc 0.20 €
R0254C	Lockwasher	chrome 0.30 €

Lower Engine Parts

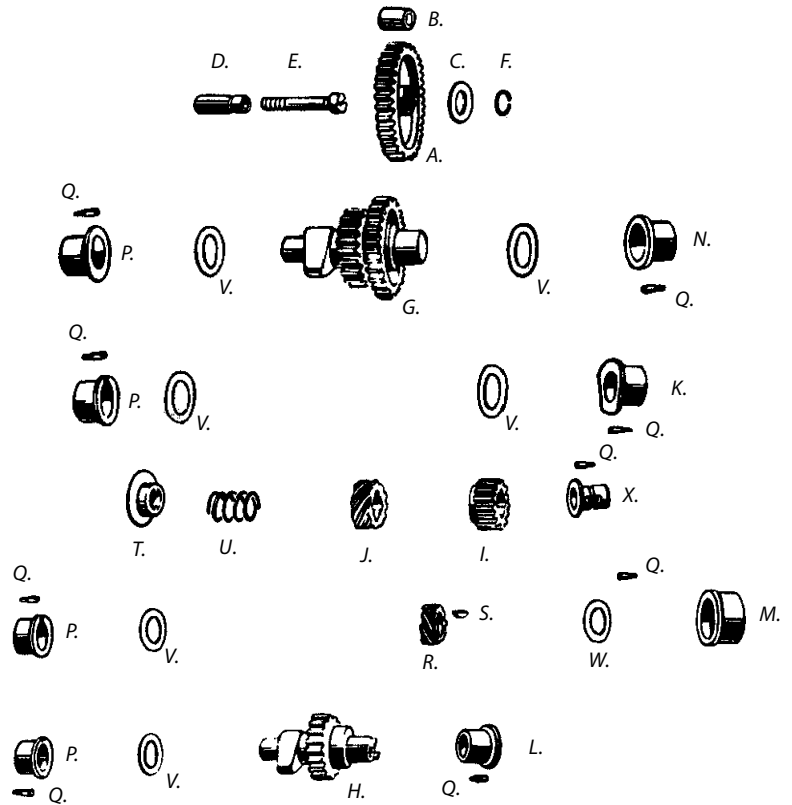
R636-30A	Idler gear stud assembly		13.00
R659-37A	Bushing kit, with pins and shims		55.00
A. 619-37	Gear, idling		29.00 ☼
B. R620-30	Bushing, idling gear		12.00 ☼
C. R462-11	Washer, idling gear		0.30
D. 636-30	Stud, idling gear		12.00 ☼
" R636-30	Stud, idling gear		8.50 ☼
E. 644-30	Screw, idling gear stud		4.00 ☼
" R644-30	Screw, idling gear stud		5.00
F. R658-15	Spring ring, idler gear stud		0.60
G. 612-37	Cam gear, front exhaust		70.00 ☼
H. 613-37	Cam gear, rear exhaust		75.00 ☼
I. R604-37A	Pinion gear		28.00
J. 689-37B	Gear, breather and oil pump		? ☼
K. 660-37	Bushing, gear cover		14.00 ☼
" R660-37	Bushing, gear cover		8.00
L. R660-37A	Bushing, gear cover		8.00
M. 660-37B	Bushing, gear cover	'37-'58	15.00 ☼
" R660-37B	Bushing, gear cover	'37-'58	8.00
" R25588-57	Bushing, gear cover	'59-'73	18.00 ☼
N. R660-37C	Bushing, gear cover		8.00
X. R660-37E	Bushing, gear shaft in cover		9.00
P. R661-37A	Bushing, crankcase		8.00
" R661-37A.005	Bushing, crankcase	+ .005" O.D.	21.00 ☼
" R661-37A.010	Bushing, crankcase	+ .010" O.D.	23.00 ☼
" R661-37Aus	Bushing, crankcase, undersize I.D.		n.a.
" 25601-37A	Bushing, crankcase	late type	15.00 ☼
Q. 661-31	Pin, bushing		0.80 ☼
" R661-31	Pin, bushing		0.30
R. 621-37	Gear, timer drive		12.00 ☼
S. 1654-29	Key, timer drive gear		2.00
T. 355-39	Seal ring		13.00 ☼
U. R355-37B	Spring, seal ring		1.50 ☼
V. R664-37C	Thrustwasher	.005"	0.75 ☼
" R664-37	Thrustwasher	.007"	0.50 ☼
" R664-37R	Thrustwasher	.015"	0.75 ☼
W. R6773	Thrustwasher, large	.005"	0.70 ☼
" R6775	Thrustwasher, large	.010"	0.70 ☼
" R6778	Thrustwasher, large	.015"	0.70 ☼



R636-30A

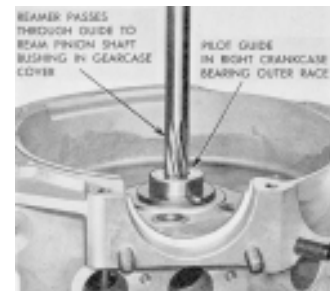


R659-37A



Gear shaft bushing line reamer

R94812-37A	Reamer, gear shaft bushing	n.a.
R94805-57-3	Pilot	95.00 ☼



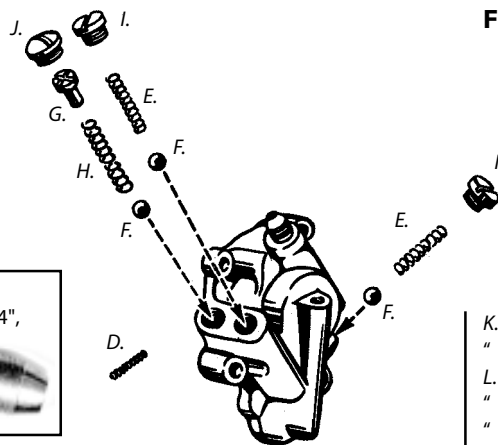

Bushing installing and drilling tools

Use to press in bushing and drill through guide hole at factory location. Complete with instructions and drill size # 31.

R1017.37TB	Bushings 660-37, 660-37C, 661-37A	46.00 ☼
R1014.57TB	Bushing 660-37B	n.a.
(no tool is available for rear cover bushing 660-37A)		
R1016.37TB	For gear shaft bushing 660-37E	46.00 ☼
R1097	Replacement drill (# 31)	7.00 ☼



Feed Pump



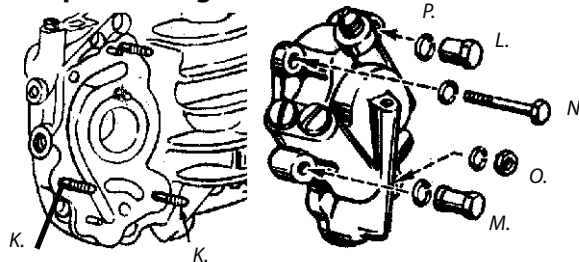
Oil pump repair nipple
remove damaged nipple, drill 25/64",
tap 7/16"-20.

R3586-15 zinc 10.75 €



B.	589-37	Gasket, feed pump	'37-'59	1.00 €
"	26244-60	Gasket, feed pump	'60-'73	1.25 €
	687-37	Vane holder	flat pump	20.00 €
	687-41A	Valve, governor	'41-'51	10.00 €
	687-41B	Weight, pressure valve	'41-'51	4.00 €
D.	689-37	Spring, vane	'41-'51	1.50 €
E.	703-36	Spring, check valve	'37-'73	2.50 €
"	R703-36	Spring, check valve	'37-'73	1.50 €
F.	R704-36	Ball, valve bearing steel	'37-'73	0.40
"	R0283	Ball, valve stainless steel	'37-'73	
G.	711-36	Screw, adjusting	'37-'40	5.00 €
"	711-41	Screw, adjusting	'41-'73	5.00 €
H.	R713-41	Spring, by-pass valve	'41-'73	1.60 €
	715-37	Retainer, by-pass ball	'37-'73	2.50 €
I.	R701-36P	Screw, check valve	park	8.00 €
"	R701-36	Screw, check valve	cad	8.00 €
"	R701-36C	Screw, check valve	chrome	10.00 €
J.	707-36	Screw, adjusting valve	park	10.00 €
"	R707-36P	Screw, adjusting valve	park	8.50 €
"	R707-36	Screw, adjusting valve	cad	8.50 €
"	R707-36C	Screw, adjusting valve	chrome	10.00 €

Feed Pump Mounting



K.	591-37	Stud, oil pump mounting		4.00 €
"	R591-37	Stud, oil pump mounting		2.60 €
L.	591-41	Nut, short	park	8.00 €
"	R591-41P	Nut, short	park	5.00 €
"	R591-41	Nut, short	cad	5.00 €
"	R591-41C	Nut, short	chrome	5.75 €
M.	591-41A	Nut, long	park	8.00 €
"	R591-41AP	Nut, long	park	4.50 €
"	R591-41A	Nut, long	cad	4.50 €
"	R591-41AC	Nut, long	chrome	6.00 €
N.	R13332-25AP	Bolt	park	2.50 €
"	R13332-25A	Bolt	cad	2.50 €
"	13332-25Acad	Bolt "Rockford"	cad	3.20 €
"	R13332-25AC	Bolt	chrome	3.25 €
O.	0108	Nut	park	1.50 €
"	R0108P	Nut	park	0.90 €
"	R0108M	Nut	cad	0.95 €
"	R0108C	Nut	chrome	0.70 €
P.	R0256P	Lockwasher	park	0.20 €
"	R0256	Lockwasher	zinc	0.20 €
"	R0256C	Lockwasher	chrome	0.30 €

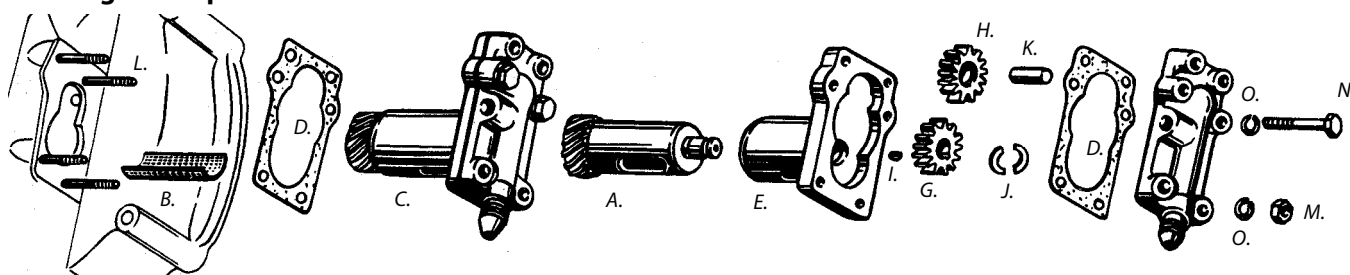
Oil Pump Mounting Kits



Includes all nuts and bolts to install both pumps.
Kits do not include studs.

C9663-22	Mounting kit	park	'41-'73	16.50 €
C9409-22	Mounting kit	cad	'41-'73	16.50 €
C9408-22	Mounting kit	chrome	'41-'73	20.25 €

Scavenger Pump

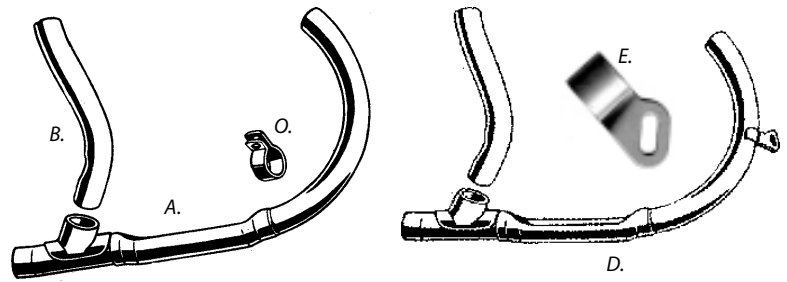


A.	503-37	Shaft		29.00 €
"	R503-37	Shaft		19.00 €
B.	R504-39	Screen		3.00 €
"	R504-39.10pack	10 Screens		22.00 €
D.	590-37	Gasket		1.00 €
E.	R679-37	Body, aluminum		n.a.
G.	690-38	Gear, models with or without chain oiler		21.00 €
"	R690-38	Gear, models with or without chain oiler		11.00
"	R690-38.5pack	5 Gears		44.00
H.	691-37	Gear, idle		21.00 €
"	R691-37	Gear, idle		11.50
"	R691-37.5pack	5 Gears		47.50
I.	693-36	Key, pump gear		2.50 €
"	R693-36	Key, pump gear		1.35
"	R693-36.10pack	10 Keys		10.00
J.	R694-37	Split washers	pair	2.50 €
K.	697-37	Shaft, idler gear		5.00 €
L.	591-36	Stud	park	3.00 €
"	R591-36	Stud	park	2.60 €
M.	0108	Nut	park	1.50 €
"	R0108P	Nut	park	0.90 €
"	R0108M	Nut	cad	0.95 €
"	R0108C	Nut	chrome	0.70 €
N.	1123-29	Bolt, dome head	park	1.50 €
"	7223-34	Bolt, "1035 cp" head	park	4.00 €
"	R053EP	Bolt, plain head	park	2.00 €
"	R053E	Bolt, plain head	cad	2.00 €
"	R053EC	Bolt, plain head	chrome	3.00 €
O.	R0256P	Lockwasher	park	0.20 €
"	R0256	Lockwasher	zinc	0.20 €
"	R0256C	Lockwasher	chrome	0.30 €

Exhaust Systems

Exhaust Pipes

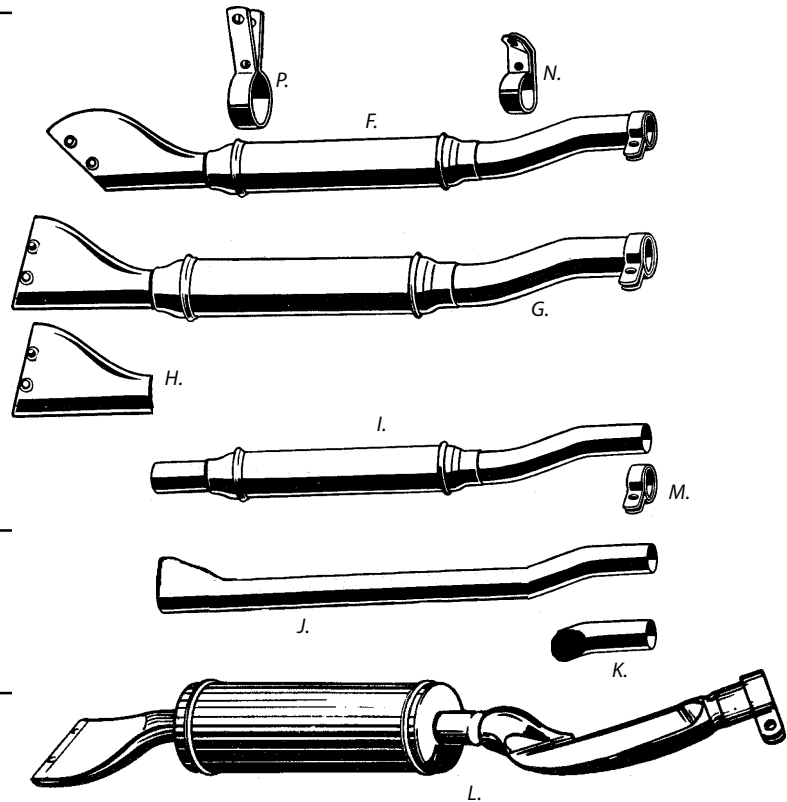
A.	R1006-41	Pipe set (2 pcs)	bare	'37-'50	110.00	✳
"	R1006-41C	Pipe set (2 pcs)	chrome	'37-'50	124.00	✳
B.	R1007-41	Rear pipe only	bare	'37-'73		
"	R1007-41C	Rear pipe only	chrome	'37-'73		
D.	R1006-51	Pipe set (2 pcs)	bare	'51-'73	117.00	✳
"	R1006-51C	Pipe set (2 pcs)	chrome	'51-'73	135.00	✳
E.	R1061-51	Bracket only "weld on"		'51-'73	14.00	✳



Mufflers

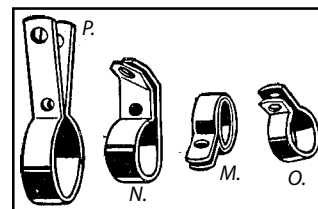
Note: Following mufflers are all interchangeable, for example the 1950 style muffler will also fit earlier models, etc.
Mufflers or pipes do not include clamps.

F.	R1035-32	Muffler	bare	'32-'49	99.00	✳
"	R1035-32C	Muffler	chrome	'32-'49	120.00	✳
"	R1035-32-SP	Muffler, spotwelded	bare	'32-'49	160.00	✳
G.	R1035-40M	Muffler, military	bare	'40-'52	110.00	✳
"	R1035-40MC	Muffler, military	chrome	'40-'52	140.00	✳
"	R1035-40M-SP	Muffler, spotwelded	bare	'40-'52	170.00	✳
H.	1044-40M	Outlet only, military		'40-'52	35.00	✳
"	R1044-35	Outlet only, civilian		'35-'49	39.00	✳
I.	R1035-50	Muffler	bare	'50-'52	105.00	✳
"	R1035-50C	Muffler	chrome	'50-'52	125.00	✳
J.	R1003-46	Pipe for WRTT racer			95.00	✳
fits on end of front pipe to replace muffler						
K.	R1003-47	WR exhaust header Turn-out			45.00	✳
fits on end of front pipe to replace muffler						
	R1035-32A	Muffler, Servi-car	bare	'32-'37 (right side exit)	145.00	✳
	R1035-38	Muffler, Servi-car	bare	'38 only (left side exit, vertical fin)	125.00	✳
L.	1035-51	Muffler, Servi-car	black	'39-'73	300.00	✳
"	R1035-51	Muffler, Servi-car	bare	'39-'73	115.00	✳
"	R1035-51C	Muffler, Servi-car	chrome	'39-'73	135.00	✳



Clamps

	750CS	Clamp set (4)	park	38.00	✳
	750CSC	Clamp set (4)	chrome	49.00	✳
M.	R1037-50	Clamp, front muffler	park	7.50	✳
"	R1037-50C	Clamp, front muffler	chrome	11.50	✳
N.	R1038-36	Clamp, muffler	park	11.00	✳
"	R1038-36C	Clamp, muffler	chrome	13.50	✳
O.	1061-32A	Clamp, front pipe	black	13.00	✳
"	R1061-32A	Clamp, front pipe	park	12.00	✳
"	R1061-32AC	Clamp, front pipe	chrome	15.00	✳
P.	R1064-32A	Clamp, muffler	park	11.00	✳
"	R1064-32AC	Clamp, muffler	chrome	13.50	✳

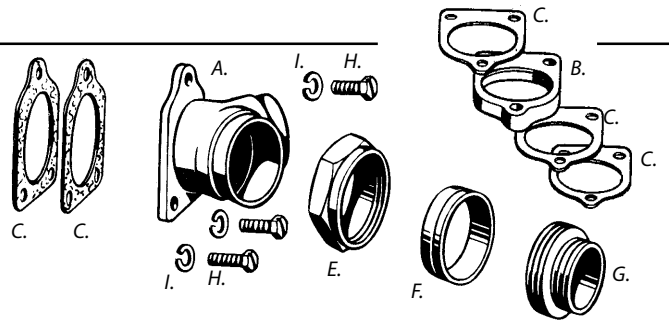


	750BSP	Set of 6 bolts, nuts and lockwashers	park	16.00
	750BS	Set of 6 bolts, nuts and lockwashers	zinc	5.00
	750BSC	Set of 6 bolts, nuts and lockwashers	chrome	10.00



Manifold

A. 1107-36A	Pipe only	'36-'58	park	n.a.
(these manifolds fit all 1-1/4" carburetors except '40-'46 WLD)				
B. 1109-41	Extension, inlet pipe		park	12.00 ☼
(not used on '43-up (casting #-43), it is used on all '41-'46 WLD)				
1121-21	Gasket, manifold	1-1/4" carbs	.005"	0.50 ☼
C. R1121-39	Gasket, manifold	1-1/4" carbs	.062"	2.00 ☼
" R1121-29	Gasket, manifold	1" carbs		2.00 ☼
C2636-10	Rivet, inlet nipple	(10-pack)		10.50 ☼
R1112-32A	Rivet, inlet nipple	oversize 1/4"		1.00 ☼




Manifold nuts '32-'73, except '40-'46 WLD (1-7/8" wrench size)

E. R1115-32P	Nut, manifold		park	13.00 ☼
" R1115-32	Nut, manifold		cad	13.00 ☼
" R1115-32C	Nut, manifold		chrome	17.00 ☼
F. 1118-30A	Bushing		brass	15.00 ☼
" R1118-30A	Bushing		brass	8.00 ☼
G. 1112-32	Nipple, inlet		park	20.00 ☼

Manifold nuts '40-'46 WLD (2" wrench size)

R1115-30P	Nut, manifold		park	14.00 ☼
R1115-30	Nut, manifold		cad	14.00 ☼
R1115-30C	Nut, manifold		chrome	17.00 ☼
R1118-30	Bushing		brass	8.50 ☼
R1112-36	Nipple, inlet		park	21.00 ☼



Manifold screws 1-1/4" carburetors

5/16"-18 thread				
H. R1123-39P	Screw		park	2.00 ☼
" R1123-39	Screw		cad	2.00 ☼
" R1123-39C	Screw		chrome	3.00 ☼
" 1123-41	Screw, long		park	3.00 ☼
(long screw is used only with extension 1109-41)				

I. R0259P	Lockwasher	5/16"	park	0.20 ☼
" R0259	Lockwasher	5/16"	zinc	0.20 ☼
" R0259C	Lockwasher	5/16"	chrome	0.30 ☼

Manifold screws 1" carburetors

1/4"-24 thread				
1123-29	Screw		park	1.50 ☼
R1123-29	Screw		cad	2.50 ☼
R1123-29C	Screw		chrome	3.25 ☼
R0256P	Lockwasher	1/4"	park	0.20 ☼
R0256	Lockwasher	1/4"	zinc	0.20 ☼
R0256C	Lockwasher	1/4"	chrome	0.30 ☼



Low and High Speed Needle Valve

A. R1152-11	Screw, needle valve adjusting		zinc	8.50
B. R1153-11	Lockscrew, needle valve			0.40 ☼
C. R1154-11	Spring, needle valve			2.00 ☼
D. 1251-33	Plug, idle passage			7.00 ☼
" R1251-33	Plug, idle passage			2.50
E. C2699-1	High speed needle valve	1" carbs		27.00 ☼
" R1254-27	High speed needle valve	1-1/4" carbs		15.00
F. R1254-27S	High speed needle valve, special			16.00

This needle has extra long threads to be used when first part of thread in carburetor is damaged. Clean up with 1/4"-40 tap first (next page).

H. R1261-27A	Low speed needle cpt.	1-1/4"	'33-'47	23.00 ☼
" R27337-27	Low speed needle cpt.	1-1/4"	'48-'58	24.00 ☼
" R1261-33A	Low speed needle cpt.	1"	'33-'47	24.00 ☼
" R27340-33	Low speed needle cpt.	1"	'48-'58	24.00 ☼
I. R1262-27	Collar, spring			3.00
J. 1263-24	Idle passage plug screw			3.00 ☼
" R1263-24	Idle passage plug screw			2.20
K. R1264-27	Spring, needle valve			0.80 ☼
M. 1293-27	Screw, needle valve lever			6.00 ☼
" R1293-27	Screw, needle valve lever			3.00 ☼

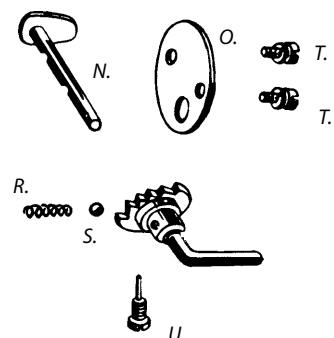
Choke

N. 1231-33	Shaft, air intake		'33-'58	n.a.
O. 1232-24	Disc, air intake		'30-'58	n.a.
U. R1234-24	Screw, intake lever	park	'33-'58	4.20
R. R1296-26	Spring, friction		'29-'58	0.80 ☼
S. R1297-26	Ball, friction		'29-'58	0.35
T. R010Z	Screw	zinc	'29-'58	0.30
R0251	Lockwasher	zinc	'29-'58	0.20

High speed needle valve and parts Military models (M88)

U. 1248-40M	Lock screw		park	3.50 ☼
" 1248-40MB	Lock screw		brass	3.50 ☼
" 1248-40Mcad	Lock screw		cad	3.50 ☼
V. 1249-41	Fixed jet	.052" hole		5.00 ☼
W. 1254-40M	High speed needle valve			12.00 ☼
" 1254-40M.5pack	5 High speed needles			40.00 ☼
" 1254-40M.10pack	10 High speed needles			60.00 ☼
WA. R1254-40MS	High speed needle valve, special			14.00

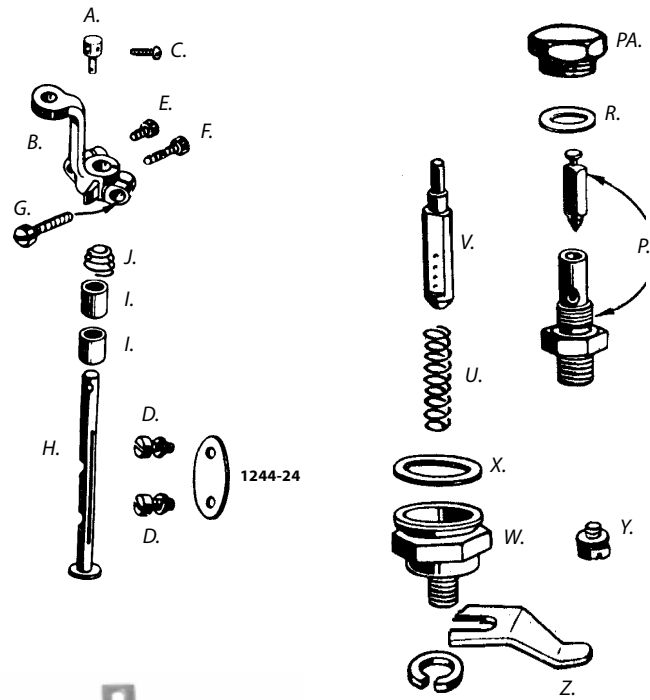
This needle has extra long threads to be used when first part of thread in carburetor is damaged. Clean up with 1/4"-40 tap first (next page).



Carburetor

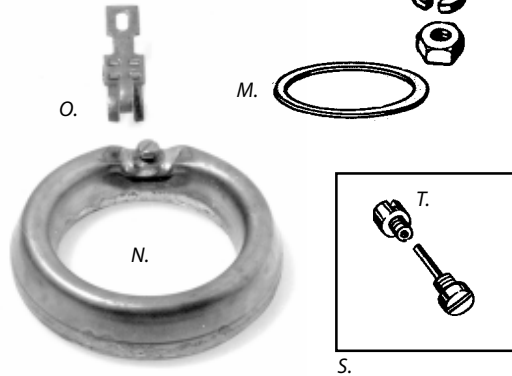
Throttle

A.	R3370-36P	Connection, with screw		5.50
"	C2664-5	Connection, oversize for worn levers		12.00 *
B.	1238-37	Throttle lever black '37-'58		n.a.
Throttle lever includes screws 011, 024, 032. (E. F. G.)				
C.	R021	Screw cad	0.50	F.R024P Screw park 0.50
"	R021P	Screw park	0.50	" R024Z Screw zinc 0.30
"	R011P	Screw park	0.45	" R032P Screw park 0.50
"				" R032 Screw cad 0.55
H.	R1242-26	Throttle shaft	1" carbs.	12.50 *
"	R1242-26o-ring	Throttle shaft	1" carbs.	13.00
"	R1243-24	Throttle shaft	1-1/4" carbs.	10.00
"	R1243-24o-ring	Throttle shaft	1-1/4" carbs.	13.50
	1244-24	Throttle disc	1-1/4" carbs.	13.00 *
D.	R010Z	Screw, throttle disc	zinc	0.30
	R0251	Lockwasher, throttle disc screw		0.20
I.	R1245-24	Bushing, throttle shaft	'29-'58	3.00 *
J.	R1247-32	Spring, throttle shaft	'32-'58	1.00 *
J.	R1247-32	Spring, throttle shaft	'32-'58	1.00 *
"	R1247-32.10pack	10 Springs	'32-'58	6.50 *



Float Bowl

M.	R27376-52	Gasket, float bowl	K-model '52-'56	2.00 *
(will fit '33-'58 Flathead models)				
N.	R1271-33	Float "rubber ducky"	'33-'58	36.00 *
O.	R1272-33	Lever, float	'33-'58	12.50
	R1272-33A	Stud and screw, float mount	'33-'58	4.00
P.	R1273-33A	Float valve & seat	'33-'58	14.00
PA.	R1275-33	Cap, bowl	brass '33-'58	5.50 *
"	R1275-33cad	Cap, bowl	cad '33-'58	5.25 *
R.	R1285-33	Washer, inlet nipple	'33-'58	0.80 *
S.	R1196-11kit	Pin and screw, float lever	'29-'58	10.00 *
T.	1197-16	Screw only, float lever pin	'29-'58	3.00 *
U.	R1257-33	Spring, nozzle retainer	'33-'58	1.20
V.	R1258-33	Main nozzle	'33-'58	11.00
W.	1268-29	Nut, bowl	cad '29-'58	15.00 *
"	R1268-29	Nut, bowl	cad '29-'58	11.00 *
"	R1268-29C	Nut, bowl	chrome '29-'58	13.00 *
"	R1268-29B	Nut, bowl	brass '29-'58	14.00 *
"	C3121-6	Nut, with drain hole	cad '29-'58	17.50 *
X.	R1269-28	Gasket, bowl nut	'29-'58	1.65 *
Y.	R1269-39	Drain screw and washer	'39-'58	7.50 *
Z.	R1111-36	Support bracket	'36-'58	6.00 *
	R0127P	Nut	park	1.20 *
	R0127	Nut	cad	1.30 *
	R0127C	Nut	chrome	0.85 *
	R0261P	Lockwasher	park	0.20 *
	R0261	Lockwasher	zinc	0.20 *
	R0261C	Lockwasher	chrome	0.30 *



R1135-36 Carburetor overhaul kit 1-1/4" carbs. 95.00

Includes following items:

3 x R1121-39	1 x R1269-28
1 x 1196-11	1 x R1271-33
1 x R1243-24	1 x R1273-33A
1 x 1244-24	1 x R1276-36
2 x R010Z	1 x R27376-52
2 x R1245-24	1 x R1285-33
1 x R1247-32	1 x R1296-26
1 x R1257-33	1 x R1297-26

Special Carburetor Taps and Dies

tap160-002	Tap	1/4"-40	15.00
(high speed needle valve (adjustable & non-adjustable), lever 1292-27)			
tap160-003	Tap	1/4"-32	10.00
(float lever pin and screw 1196-16, 1197-16, bowl drain screw 1269-39)			
die160-008	Die	3/4"-20	n.a.
(bowl nut 1268-29, to repair thread on housina)			



R1265-29A	Venturi 7/8"	for 1" carburetor	38.00 *
R1265-41M	Venturi 15/16"	for M88 carburetor	38.00 *
R1265-30A	Venturi 1-1/16"	for 1-1/4" carburetor	38.00 *
C2822-1		+0.025" oversize	38.75 *
R1265-30B	Venturi 1-1/8"	for 1-1/4" carburetor	40.00 *
C3164-1		+0.025" oversize	40.00 *

Venturis for Indian models


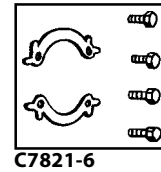
C2465-1	Venturi 1-1/16"	for 1-1/4" carburetor	38.75 *
C2467-1	Venturi 1-1/8"	for 1-1/4" carburetor	38.75 *

These venturis are "vented" and can also be used with the M88 body.

Air Cleaner Mounting Parts

R1408-36	Lock ring	'36-'55	7.50 ☉
R1409-36P	Bolt park	'36-'58	2.00 ☉
R1409-36	Bolt cad	'36-'58	2.00 ☉
R29060-56	Lock ring set	'56-'58	6.00 ☉
C9017-5	Bolts and lock ring cad	'36-'55	15.50 ☉
C2922-5	with longer bolts cad	'36-'55	15.95 ☉
C9682-5	Bolts and lock ring park	'36-'55	15.50 ☉
C2923-5	with longer bolts park	'36-'55	15.95 ☉
C2924-6	Bolts and lock rings cad	'56-'58	15.95 ☉
C2666-5	J-slot rivets and tool	'36-'55	13.00 ☉
R1402-40R	Rivet only	'36-'55	2.00 ☉

R1404-41	Filter element	'41-'73	17.00
R1404-35	Mesh only		9.00



Oil Bath Air Cleaners

Parts for round oil bath air cleaner, 1941

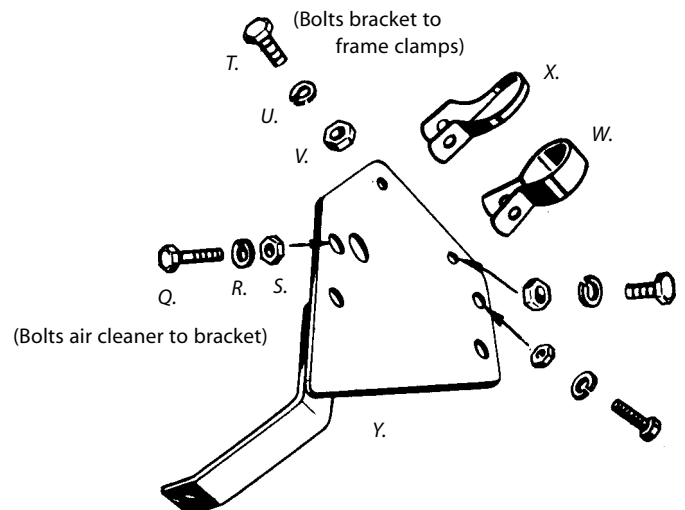
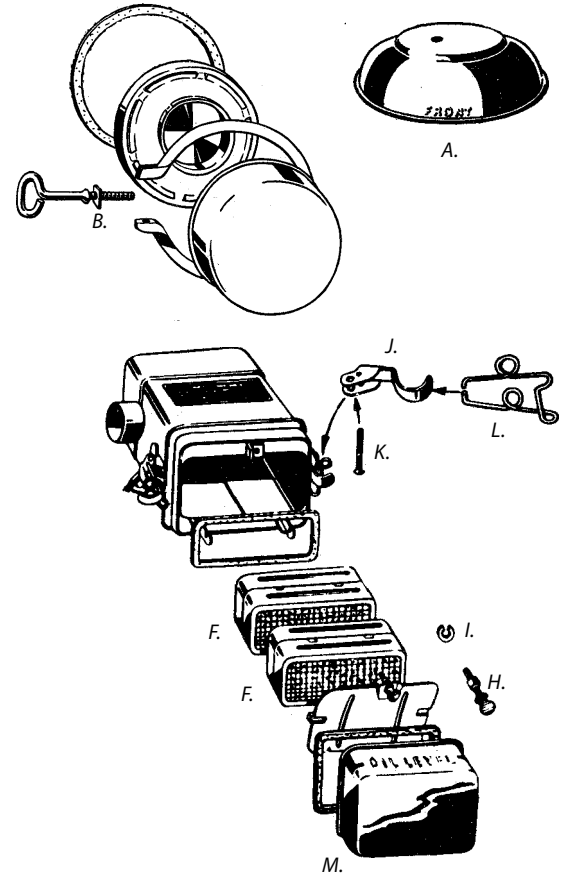
A. 1415-41M	Cover, air cleaner	17.00 ☉
B. 1421-41M	Clamp, bottom pan, with screw	n.a.

Parts for oil bath rectangular air cleaner '42-'52

F. 1414-42	Strainer, air cleaner	n.a.
H. 1416-42	Screw, baffle plate	2.00 ☉
I. 1417-42	Washer, baffle plate screw	0.80 ☉
J. 1421-42	Latch, oil cup	4.50 ☉
K. 1422-42	Rivet, oil cup latch	1.50 ☉
L. 1423-42	Clip, latch spring	3.00 ☉
M. 1425-42MA	Oil cup	20.00 ☉

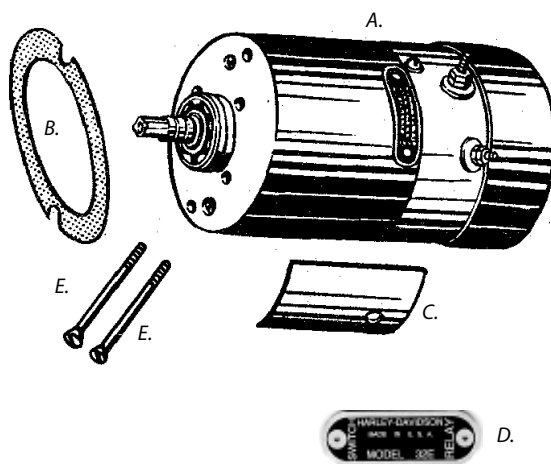
Mounting Parts

P. R1409-41MP	Screw, connection park	3.25 ☉
" R1409-41M	Screw, connection cad	3.25 ☉
(for attaching elbow to carburetor)		
Q. 1408-41M	Bolt, air cleaner bracket park/zinc	3.00 ☉
R. 0266	Lockwasher park	
S. R0133P	Nut park	1.30 ☉
T. 7223-34	Bolt "1035 cp" park	4.00 ☉
" R053EP	Bolt plain head park	2.00 ☉
U. R0256P	Lockwasher park	0.20 ☉
V. 0109	Nut park	2.00 ☉
W. R1432-41	Bracket to frame clamp, rear park	9.00 ☉
X. R1432-41M	Bracket to frame clamp, front park	9.00 ☉
Y. R1430-41M	Bracket, air cleaner mount	33.00 ☉



Generator

B.	R1527-30	Gasket, generator	'32-'57	0.70 ☼
"	R1527-30.10pack	10 Gaskets, generator		5.00 ☼
C.	R30144-32	Shim, under generator, paper	'32-'57	1.50 ☼
		(in general one paper shim will work, don't forget to check gear lash)		
D.	R1500-32	Nameplate, with rivets	" MODEL 32E"	n.a.



Mounting Screws

'32-'57 models, 1/4"-24 thread

E.	R1523-32P	Mounting screw	park	3.00 ☼
"	1523-32CAD	Mounting screw	cad	3.50 ☼
"	R1523-32	Mounting screw	cad	3.00 ☼
"	R1523-32C	Mounting screw	chrome	4.00 ☼
"	R1523-32phill	Screw, Phillips head	cad	3.50 ☼
"	R1523-32Cphill	Screw, Phillips head	chrome	4.00 ☼


'58-'65 models, 5/16"-24 thread

"	30013-58	Mounting screw	cad	7.00 ☼
"	R30013-58	Mounting screw	cad	3.75 ☼
"	R30013-58C	Mounting screw	chrome	5.00 ☼

For '58-up generator parts
see Panhead catalog.

Thread Repair

M1421T	Tap 1/4"-24		7.00 ☼
H5540-4	Heli-Coil thread repair kit	1/4"-24	125.00 ☼
HR389-4	Set Heli-Coil inserts (12)		24.00 ☼
M6117D	Drill, use with kit	17/64"	5.00 ☼
M1429T	Tap 5/16"-24		n.a.
H5528-5	Heli-Coil thread repair kit	5/16"-24	56.00 ☼
HR1191-5	Set Heli-Coil inserts (12)		21.00 ☼
M6121D	Drill, use with kit	21/64"	9.00 ☼



F.	1696-32	Cover, commutator	black	'32-'57	
"	R1696-32C	Cover, commutator	chrome	'32-'57	
G.	R037P	Screw	park	'32-'57	0.50 ☼
"	R037	Screw	cad	'32-'57	0.55 ☼
"	R037C	Screw	chrome	'32-'57	0.90 ☼
"	R037allen	Screw, Allen head	chrome	'32-'57	0.50 ☼
	1699-46	Gasket/retainer for 1696-32	WLA	'46-'52	10.00 ☼
	1700-46	Washer, for B037	WLA	'46-'52	0.50 ☼

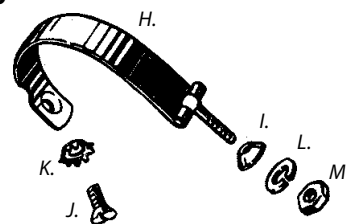
Relay

Use with 32E three-brush generator - **v-tronic**


Electronic, not mechanical, this is the one that works!

R4785-26	Relay, without cover		'29-'37	38.00
R4786-26DR	Cover	black	'29-'37	14.50
R4786-26DRC	Cover	chrome	'29-'37	17.00
R4785-38	Relay, without cover		'38-'57	37.00
R4786-38DR	Cover	black	'38-'57	14.00
R4786-38DRC	Cover	chrome	'38-'57	16.50
R051P	Mounting screw	park		1.15 ☼
R051	Mounting screw	cad		1.20 ☼
R051C	Mounting screw	chrome		2.10 ☼

Generator Mounting Strap



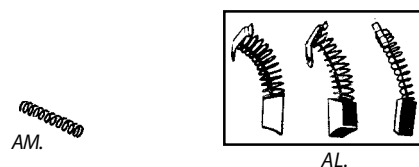
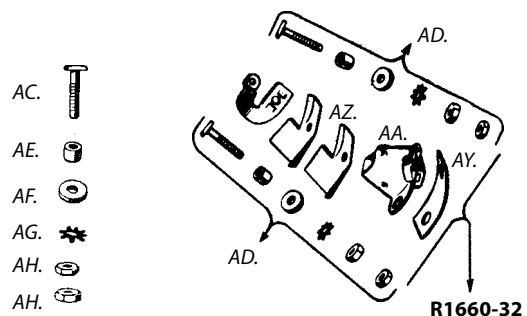
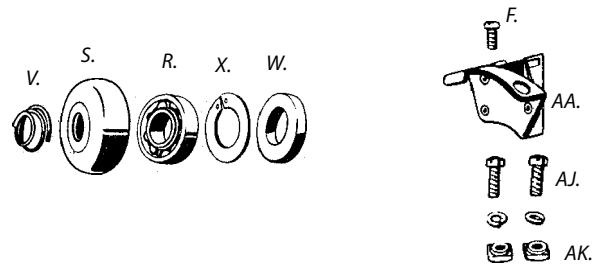
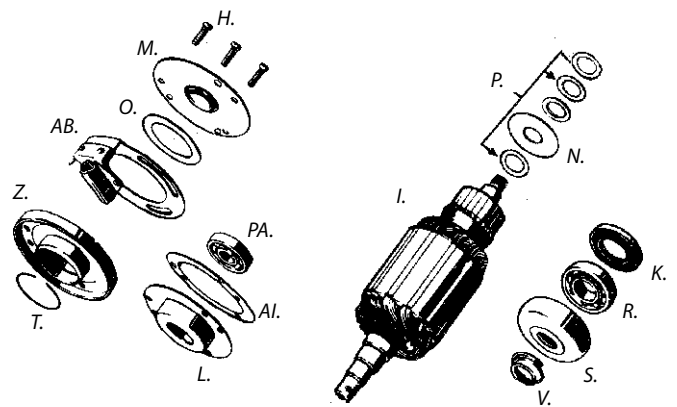
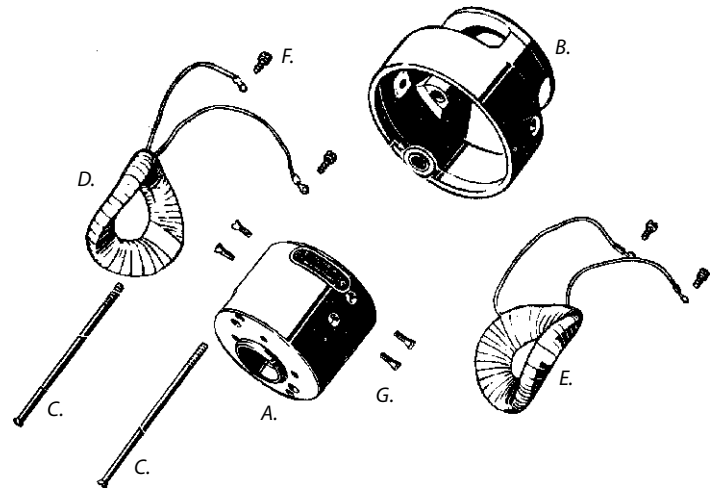
H.	1528-30	Strap	black	'32-'57	n.a.
"	R1528-30C	Strap	chrome	'32-'57	n.a.
I.	R1529-30P	Washer, strap	park	'32-'57	1.65 ☼
"	R1529-30	Washer, strap	cad	'32-'57	1.65 ☼
J.	058	Screw		'32-'57	3.00 ☼
K.	R0370P	Lockwasher	park	'32-'57	0.40
"	R0370	Lockwasher	zinc	'32-'57	0.30
L.	R0259P	Lockwasher	park	'32-'57	0.20 ☼
"	R0259	Lockwasher	zinc	'32-'57	0.20 ☼
M.	R0117P	Nut, strap	park	'32-'57	0.95 ☼
"	R0117M	Nut, strap	cad	'32-'57	1.00 ☼
"	R0117C	Nut, strap	chrome	'32-'57	0.75 ☼
N.	R632-37	Generator gear		'37-'57	n.a.
O.	R634-32	Pin		'32-'57	n.a.



'29-'37
(two-post)

'38-'57
(three-post)

A.	1504-32M	Frame, includes field coils	'32-'48	n.a.	
B.	1505-32	End, frame	'32-'57	n.a.	
C.	R1506-32	Screw, frame	12-24	'32-'57	6.50 ☉
	H5521-1	Heli-Coil repair kit	12-24 thread		57.00 ☉
	M6115D	Drill, use with kit	15/64"		5.00
D.	R1507-32	Field coil, shunt, white dot	'32-'51		27.50
E.	R1508-32	Field coil, regulating, orange	'32-'51		27.50
	R1509-64	Set 12 volt coils	'32-'57		55.00
		(for use with 12 Volt armature in 32E housing)			
F.	R010Z	Screw	'32-'57		0.30
G.	1512-18	Screw, pole shoe	'18-'57		3.00 ☉
"	R1512-18	Screw, pole shoe	'18-'57		1.65 ☉
H.	R037	Screw, retainer	cad	'32-'57	0.55 ☉
I.	R1636-32	Armature, 6V	'32-'57		n.a.
J.	0129	Nut, armature	park	'29-'57	1.50 ☉
"	R0129P	Nut, armature	park	'29-'57	1.15 ☉
K.	R1637-46	Oil seal, armature	'46-'69		2.20 ☉
"	R1637-46.10pack	10 Oil seals	'46-'69		15.00 ☉
"	R1637-46DL	Oil seal, armature (double lip)			
L.	1641-30A	Oil retainer, inner	'32-'57		7.00 ☉
M.	1641-33	Oil retainer, outer	'32-'57		7.00 ☉
N.	R1642-29	Armature end washer, fiber	'29-'50		3.00 ☉
O.	R1642-30	Gasket, bearing housing	'32-'57		0.85 ☉
P.	R1643-29	Washer (.033")	'29-'50		0.80 ☉
"	R1643-29S	Washer (.070")	'29-'50		0.80 ☉
"	1643-30	Washer (.072")	'30-'50		2.00 ☉
PA.	R1644-18	Bearing, small	'18-'57		10.00
R.	R1644-30	Bearing, large	'30-'57		10.00
S.	R1646-31	Oil deflector	'32-'57		8.00 ☉
T.	1647-29A	Ring, bearing plate spring	'29-'57		2.00 ☉
U.	1647-31A	Rivet, bearing housing	'32-'57		0.50 ☉
V.	1647-31B	Spring, drive end	'32-'57		4.00 ☉
"	R1647-31B	Spring, drive end	'32-'57		1.00
W.	1647-31C	Felt washer, drive end	'32-'47		1.50 ☉
X.	1647-31D	Ring, drive end spring	'32-'57		3.00 ☉
Y.	1647-31E	Plate, drive end felt washer	'32-'57		5.00 ☉
Z.	1647-32	Housing, drive end bearing	'32-'47		17.00 ☉
	R1660-32	Positive brush holder ass.	'32-'51		44.00
AA.	1661-32	Holder, main brush	'32-'51		12.00 ☉
AB.	1662-32	Holder, third brush	'32-'47		n.a. ☉
F.	R010Z	Screw	'32-'52		0.30
AY.	R1663-32	Insulation, brush holder	'32-'57		0.85
AZ.	R1663-32A	Insulation, field coil terminal	'32-'57		0.60
AC.	1664-32	Screw, positive terminal	'32-'57		7.00 ☉
"	R1664-32	Screw, positive terminal	'32-'57		5.00 ☉
AD.	R1664-32A	Terminal screw with fittings	'32-'57		8.25 ☉
AE.	1665-32	Bushing	'32-'57		2.50 ☉
"	R1665-32	Bushing	'32-'57		1.50 ☉
AF.	R1666-32	Washer, insulating	'32-'57		1.40 ☉
AG.	R0354	Lockwasher	'32-'57		0.20
AH.	0105cop	Nut, terminals 10-32	copper		0.70 ☉
"	0105copM	Nut, terminals "machined"	copper		1.30 ☉
	M6131DI	Die, 10-32 thread			8.00 ☉
AI.	1697-30	Gasket	'32-'57		1.00 ☉
AJ.	R036	Screw, terminal	cad	'29-'57	0.55 ☉
AK.	1667-32	Nut, brush holder	'32-'57		1.50 ☉
AL.	1669-32A	Brushes, set (3)	'32-'52		20.00 ☉
"	R1669-32A	Brushes, set (3)	'32-'52		7.00
"	R30425-51	Brushes, set (3)	'52-'57		8.00
AM.	R1674-26	Spring, third brush	'32-'52		1.00
"	R1674-32	Spring, main brush	'32-'52		1.00



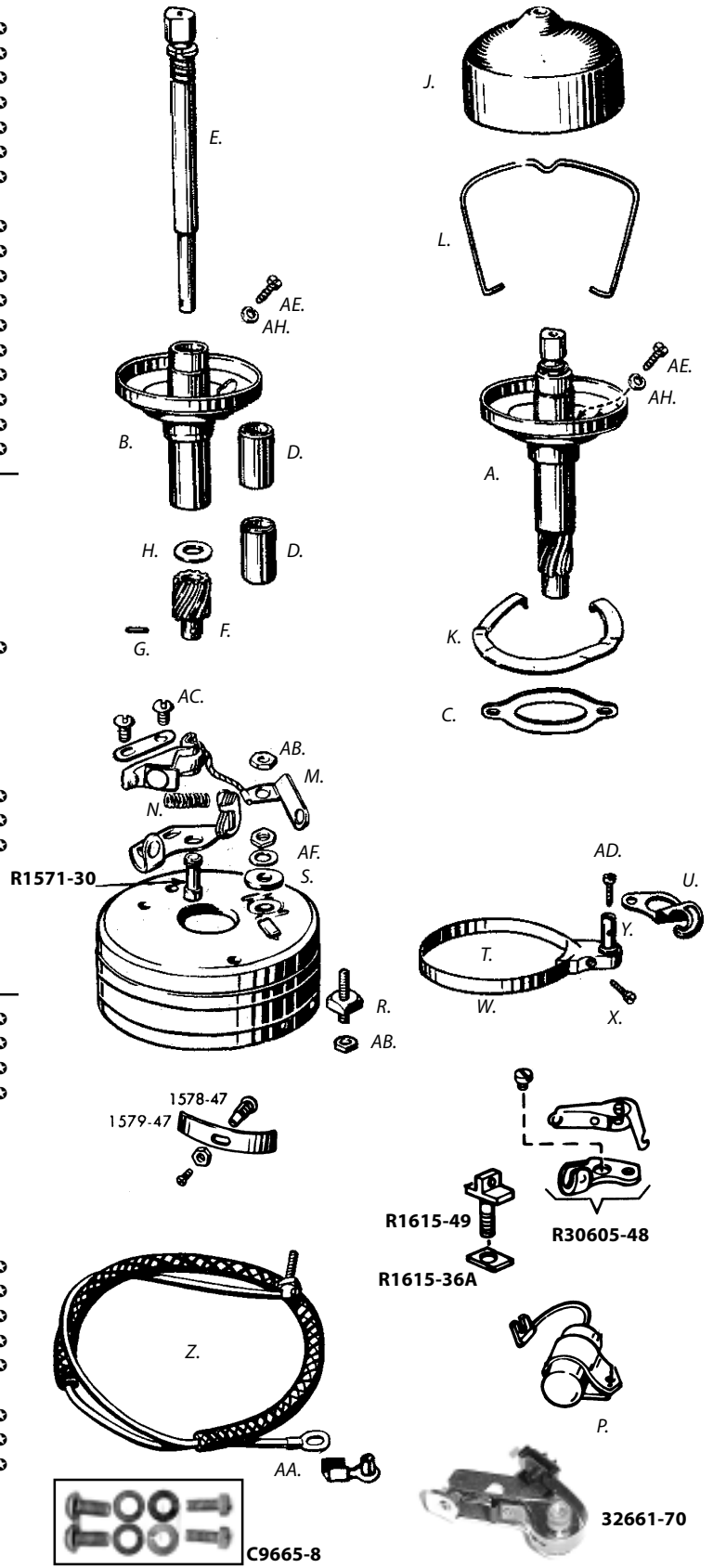
Circuit Breaker (Timer)

A.	1540-37	Housing, shaft & timer gear	'37-'46	75.00	✳
B.	1540-37A	Housing, with bushings	'37-'46	27.00	✳
C.	1541-37	Gasket, timer base	'37-'65	1.00	✳
	R11102	O-ring, timer base	'66-'73	0.55	✳
D.	1542-36	Bushing, timer shaft	'37-'73	9.00	✳
E.	1546-37	Shaft, timer drive	'37-'63	25.00	✳
F.	1547-36	Gear, timer shaft	'37-'73	20.00	✳
"	R1547-36	Gear, timer shaft	'37-'73	7.00	
G.	1548-36	Pin, timer shaft	'37-'73	1.00	✳
H.	32535-48	Thrust washer .062"	'37-'73	4.50	✳
"	R32535-48	Thrust washer .062"	'37-'73	2.50	✳
"	32536-48	Thrust washer .066"	'37-'73	4.50	✳
"	R32536-48	Thrust washer .066"	'37-'73	2.50	✳
"	32537-48	Thrust washer .072"	'37-'73	4.50	✳
"	R32537-48	Thrust washer .072"	'37-'73	2.50	✳
"	32538-48	Thrust washer .076"	'37-'73	4.50	✳
"	R32538-48	Thrust washer .076"	'37-'73	2.50	✳
"	R32538-KIT	Set of washers .062"-.076"	'37-'73	9.00	✳
J.	R1567-36C	Cover chrome	'36-'63	12.00	
K.	R1568-36A	Retainer, base	'36-'63	10.00	
L.	R1568-36	Retainer, cover zinc	'36-'63	4.00	
"	R1568-36C	Retainer, cover chrome	'36-'63	4.50	
M.	R1569-30A	Points set (with spring)	'30-'48	9.00	
"	R1569-30A.10pack	10 Points sets	'30-'48	67.50	
N.	R1574-30	Spring, breaker points	'30-'48	0.70	✳
	R30605-48	Points set, breaker	'49-'73	4.00	
	R30605-48.10pack	10 Points sets	'49-'73	31.00	
	32661-70	Points set, breaker late style		18.00	
	R32661-70	Points set, breaker late style		5.00	
	R1571-30	Rebuild kit (stud with tool)	'30-'48	19.00	✳
	R1571-30A	Rebuild kit (without tool)	'30-'48	16.00	✳
	C8849-2	Rebuild kit (stud with tool)	'49-'73	10.00	✳
P.	R1629-30	Condenser	'30-'48	5.00	
"	R1629-30.10pack	10 Condensers	'30-'48	40.00	
	R1629-47	Condenser	'49-'73	3.00	
	R1629-47.10pack	10 Condensers	'49-'73	24.00	
	Note: this condenser also fits '30-'48 models.				
R.	1615-42M	Timer stud	'37-'48	3.00	✳
"	R1615-49	Timer stud	'49-'63	5.00	✳
	R1615-36A	Insulator washer	'37-'63	1.50	✳
S.	R1618-30	Washer, insulating	'37-'73	1.50	✳
T.	R1627-36	Strap assembly zinc	'37-'46	25.00	
U.	R1627-37A	Bracket, timer zinc	'37-'46	9.00	
"	R1627-37AC	Bracket, timer chrome	'37-'46	11.00	
W.	R1630-36	Control strap only	'37-'46	5.00	
X.	R1632-36	Screw, strap end	'37-'46	3.50	
Y.	1634-36	Stud, timer lever	'37-'46	7.00	✳
	R1578-47	Stud and screw, adjusting	'47-'63	10.00	✳
	R1579-47	Plate, adjusting screw	'47-'63	14.00	✳
Z.	R1613-30A	Wire, circuit breaker WLC/civilian		11.00	
"	1613-30	Wire, circuit breaker WLA '42-'52 (shielded cable, radio noise suppression)		16.00	✳
AA.	1614-18	Terminal and eyelet	'18-'47	3.00	✳
	C2542-10	Wire with stud and insulators	'37-'48	25.00	✳
	C2543-10	Wire with stud and insulators	'49-'63	24.00	✳
AB.	R0103Z	Nut zinc		0.40	
AC.	R018	Screw cad		0.50	
AD.	R021	Screw cad		0.50	
AE.	R042P	Screw park		0.50	
"	R042	Screw cad		0.55	
AF.	R0201A	Washer brass		0.50	
AG.	R0254	Lockwasher zinc		0.20	
AH.	R0255	Lockwasher zinc		0.20	

Mounting Kits

Includes 2 timer mounting screws and 2 relay mounting screws.

C9665-8	Screw kit	park	5.50	✳
C9415-8	Screw kit	cad	5.25	✳
C9414-8	Screw kit	chrome	6.50	✳



Electronic Timer
Replaces points and condenser '37-'73.
Includes hardware and instructions.

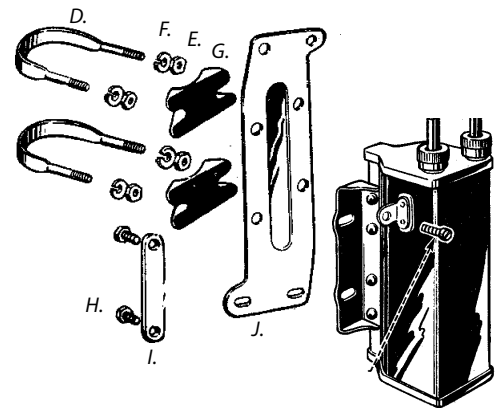
R1569-77 '37-'48 models 89.00
R1569-77A '49-'73 models 91.00

info: www.v-tronic.com

Spark Coils


Round model, includes '48-up bracket, custom fit on earlier models

A.	R1722-29K6	Coil with cables	6 Volt	black	34.00
"	R1722-29K6.5pack	5 Coils with cables			145.00
"	R1722-29K6.10pack	10 Coils with cables			255.00



Mounting Parts '30-'47


D.	R1723-29	U-bolt, with nuts	park	11.00	⊗
"	R0107P	Nut	park	0.90	⊗
"	R0107	Nut	cad	0.95	⊗
"	R0107C	Nut	chrome	0.70	⊗
F.	R0256P	Lockwasher	park	0.20	⊗
"	R0256	Lockwasher	zinc	0.20	⊗
"	R0256C	Lockwasher	chrome	0.30	⊗
G.	R1724-29	Strap, for U-bolt	park	11.00	⊗
H.	R1725-30P	Bolt, coil mounting plate	park	1.50	⊗
I.	R1726-30P	Screw plate	park	4.50	⊗
J.	1728-30	Plate, coil mounting		22.00	⊗
"	R1728-30	Plate, coil mounting		11.50	⊗
	R021	Screw, terminal	cad '29-'63	0.50	⊗
	C2327-23	Mounting kit	'30-'47	59.00	⊗



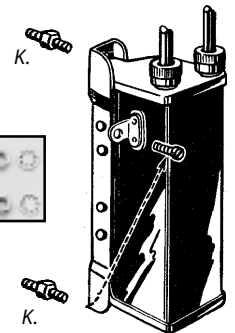
C2327-23



C8823-10




C8005-12




Mounting Parts '48-'73

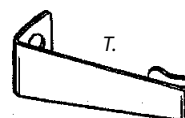
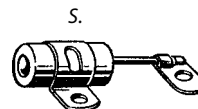
K.	4592-48	Stud, coil mounting	'48-'70	6.00	⊗
	C8823-10	Coil mounting stud kit (2)	'48-'70	11.50	⊗
	C8824-8	Coil mounting stud kit (2)	'71-'73	12.50	⊗
	C8005-12	Terminal box assembly		53.00	⊗
	R4593-48	Insulating gasket		5.00	⊗



L.	R1596-32	Kit, spark plug cable	'32-'60	n.a.	
	R1596-30	Spark plug cable, rubber	per meter	6.00	⊗
P.	R1599-27	Rubber seal	'27-'59	2.00	⊗
PA.	R1599-27A	Packing nut	cad '27-'59	7.00	⊗
R.	R0211	Washer	'27-'59	0.50	⊗
	C7804-6	Set nuts & washers	cad '27-'59	18.00	⊗
S.	1600-44	Capacitor, gen. & spark coil	WLA '44-'52	?	
		(radio noise suppression)			
T.	R1602-37	Bracket, cable	park '37-'73	11.00	⊗
		(bracket mounts to top motor mount bolt)			



C7804-6

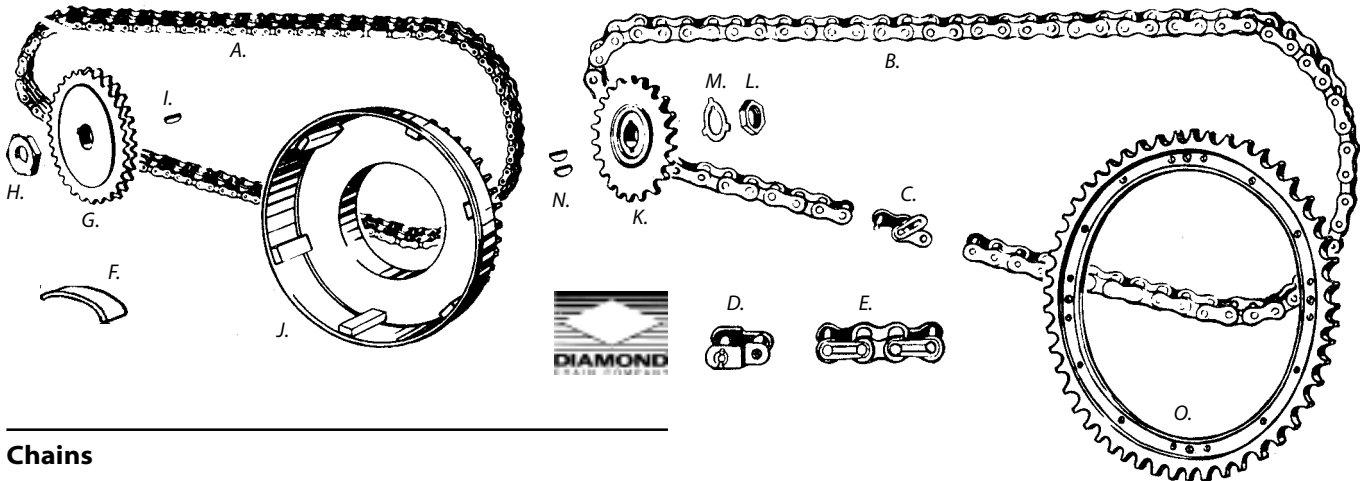


Spark Plugs

U.	R37-09 A-6	no.3	NGK-A6	'29-'55	18mm	3.50
"	R37-09 A-7	no.4	NGK-A7	'29-'55	18mm	3.50

Note: No.3 heat range is for standard use.

Chains & Sprockets



Chains

A.	R2001-29	Front chain 100 links	'29-'52	55.00	⊛
"	R2001-38D	Front chain 96 links	Servi-car (for use with 22T motor sprocket)	60.00	⊛
B.	R2003-102	Rear chain 102 links		65.00	⊛
"	R2003-102.2packs	2 Rear chains	102 links	110.00	⊛
"	R2003-102.4packs	4 Rear chains	102 links	180.00	⊛
"	R2003-106	Rear chain 106 links		60.00	⊛
	2015-29	Link, double repair	"Duckworth" front	3.00	⊛
	2014-29	Link, double repair	"Diamond" front	3.00	⊛
C.	2006-15	Link, connecting	"Diamond" rear	3.00	⊛
D.	2012-15	Link, offset repair	"Diamond" rear	6.00	⊛
E.	2015-15	Link, double repair	"Duckworth" rear	5.00	⊛

R12039-38	Chain tool	6.00
	(rear chain only)	
R12039-X	Chain tool	12.00
	(front/rear chain)	

Front Chain Sprockets

G.	R2030-29D	Motor sprocket	22T	21.00		
"	2030-29E	Motor sprocket	27T	27.00	⊛	
"	R2030-29B	Motor sprocket	29T	22.00		
"	2030-29F	Motor sprocket	30T	60.00	⊛	
"	2031-29A	Motor sprocket	31T	85.00	⊛	
"	R2029-29A	Motor sprocket	32T	n.a.		
"	R2031-29B	Motor sprocket	33T	n.a.		
H.	2050-12	Nut, sprocket	5/8" -18	'29-'73	7.00	⊛
"	R361-12	Key, motor sprocket		'29-'73	1.45	
J.	R2039-41A	Clutch sprocket, 59 T		'41-'63	75.00	
	37703-65	Sprocket only			75.00	⊛

Note: this is the sprocket with bearing surface (one piece), must be riveted to clutch housing, made for use on electric start clutch housing, for kick starters a spacer must be made to compensate for the starter ring gear.



Rear Chain Sprockets

K.	R2035-33	Sprocket 16T (incl.oil seal)	'35-'73	n.a.	
"	2035-41	Sprocket 17T (incl.oil seal)	'41-'73	12.00	⊛
	2524-41	Oil seal, for sprocket	'41-'73	7.00	⊛
L.	364-37	Nut, sprocket	'41-'73	4.00	⊛
M.	2278-26	Lockwasher	'29-'73	1.50	⊛
N.	2279-26	Key	'29-'73	2.00	⊛
O.	R2043-35	Sprocket kit 41T	'35-'52	44.00	
		(includes dust ring, dowel pins and rivets)			
	4034-35	Dust ring only	'35-'52	8.00	⊛
P.	R4033-35	Rivet, rear sprocket		0.25	⊛
PA.	R2048-30	Dowel pin, rear sprocket		1.00	⊛
R.	R2042-35kit	Rivet and dowel pin kit (18 + 6)		9.00	⊛

Factory Gear Ratio/Sprocket Size, '35-'73

	Motor	Clutch	Trans	Rear	Ratio
Solo '35-'40	33	59	16	41	4.58
'42-'43 WLC	30	59	17	41	4.74
'45-'52 WLA					
'41 WL South-Africa					
'47-'52 WL with #6 alu heads					
'41-'52 other models	31	59	17	41	4.59
Sidecar '35-'40	29	59	16	41	5.21
'41-'52	27	59	17	41	5.27
Servi-car '35-'39	26	63	16	37	5.60
1940	24	59	16	37	5.68
'41-'73	22	59	17	37	5.85

R2234 Primary locking tool 47.00 ⊛
Fits between motor sprocket and primary chain without damaging teeth.
(to lock primary drive for tightening nuts)





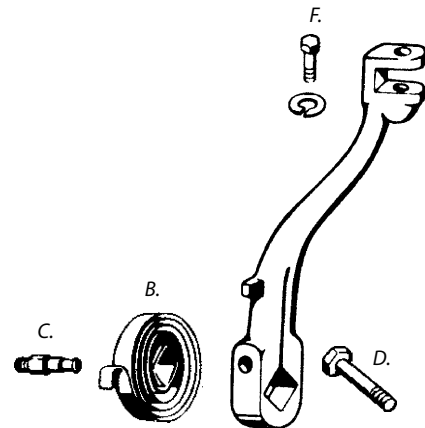
Рис. 2. Вилка мотоциклетная сблоки

Starter Crank

	2084-28	Spring	rusty	'29-'40	
B.	R2084-41	Spring	bare	'41-'63	7.50
"	R2084-41C	Spring	chrome	'41-'63	12.00
C.	2086-41	Stud	park	'41-'63	6.50 ☉
"	R2086-41P	Stud	park	'41-'63	6.50 ☉
"	R2086-41	Stud	cad	'41-'63	6.50 ☉
"	R2086-41C	Stud	chrome	'41-'63	8.00 ☉
D.	R2078-26P	Bolt, starter crank		park	5.25 ☉
"	R2078-26	Bolt, starter crank		cad	5.50 ☉
"	R2078-26C	Bolt, starter crank		chrome	6.00 ☉
"	R2078-44P	Bolt, '44-'52 starter crank		park	7.50 ☉
"	R2078-44C	Bolt, '44-'52 starter crank		chrome	10.00 ☉

0129	Nut	park	1.50	R0261P	Lockwasher park	0.20
R0129P	Nut	park	1.15	R0261	Lockwasher cad	0.20
R0129	Nut	cad	1.25	R0261C	Lockwasher chrome	0.30
R0129C	Nut	chrome	1.40			

F.	2100-16	Bolt, pedal to crank		park	4.00 ☉	("dome" head as on '41 and earlier models)
"	R2100-16C	Bolt, pedal to crank		chrome	7.50 ☉	("dome" head as on '41 and earlier models)
"	2100-41	Bolt, pedal to crank		park	6.00 ☉	("1035 cp" head as on later models)
"	R2100-41	Bolt, pedal to crank		zinc	1.00	
"	R2100-41C	Bolt, pedal to crank		chrome	1.50	
	R2108-32	Bushing, starter shaft	Servi-car	'32-'63	20.00	



Starter Pedal

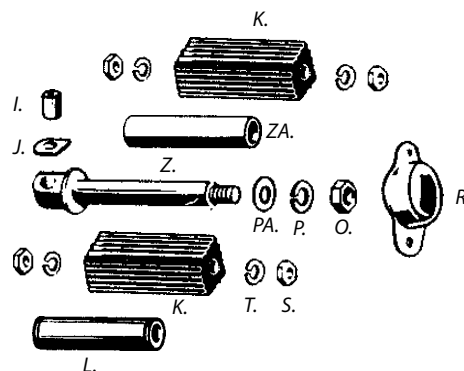

G.	2091-16	Starter pedal	military type	n.a.
H.	R2092-16C	Starter pedal	bicycle type	22.00
			chrome with black rubbers	
I.	R2101-31	Bushing, pedal pin		1.00
J.	R2102-30	Spring washer, pedal pin		0.70

K.	R2092-17	Rubber, pedal	black	8.00 ☉
"	R2092-17B	Rubber, pedal	blue	5.00
"	R2092-17G	Rubber, pedal	green	5.00
"	R2092-17R	Rubber, pedal	red	5.00
"	R2092-17W	Rubber, pedal	white	n.a.

L.	2092-42	Steel tube	park	6.00 ☉
"	R2092-42C	Steel tube	chrome	7.00 ☉

Steel tubes replace rubbers on non-military wartime & '42 WLC models.

	R2093-17P	Rod, pedal rubber	park	8.00 ☉
	R2093-17	Rod, pedal rubber	cad	8.00 ☉
Z.	R2095-16	Pedal axle	park	24.00 ☉
O.	0129	Nut	park	1.50 ☉
P.	R0261P	Lockwasher	park	0.20 ☉
PA.	R0224P	Washer	park	0.50 ☉
ZA.	R2096-17P	Cover, pedal axle	park	6.50 ☉
"	R2096-17	Cover, pedal axle	cad	6.50 ☉
R.	R2099-29P	End cover	park	8.50 ☉
"	R2099-29	End cover	cad	8.50 ☉



S.	R0104P	Nut	park	0.40 ☉
"	R0104	Nut	cad	0.40 ☉
"	R0104C	Nut	chrome	0.50 ☉
T.	R0254P	Lockwasher	park	0.20 ☉
"	R0254	Lockwasher	zinc	0.20 ☉
"	R0254C	Lockwasher	chrome	0.30 ☉

"Plastic Pedal" Parts

U.	2095-45	Pedal axle, for plastic block pedal	18.00 ☉ (with groove for spring clip)
V.	2096-45	Pedal axle spring retainer	7.00 ☉

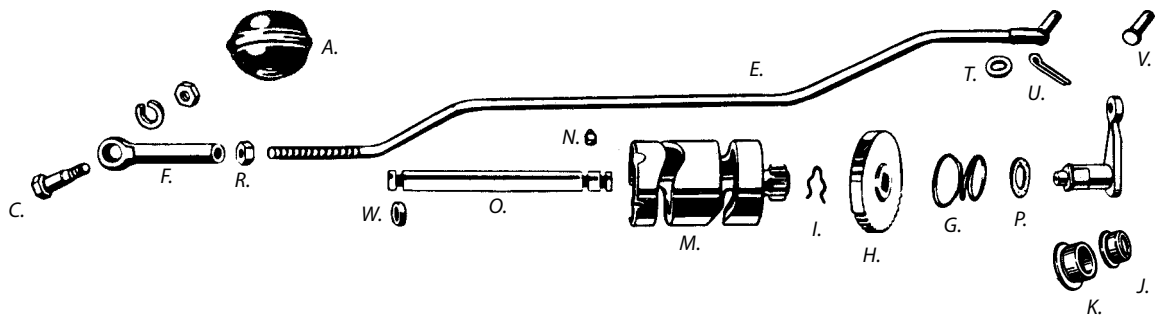


Late-style Pedal

X.	R33175-16A	Starter pedal (no logo)	black	15.00
	33182-63A	Replacement rubber	black	32.00 ☉
		Inscription "Harley-Davidson"		
	33182-63TA	Replacement rubber	black	20.00
		Inscription "Harley-Davidson"		
	R33182-63	Replacement rubber (no logo)		6.00
	R33182-63.5pack	5 Replacement rubbers (no logo)		24.00



Shifter Parts



A.	2205-31	Ball, gear shifter	black	'31-'73	
		'41-up style, inscription on bottom "chicago" and "daka-ware"			
"	R2205-31B	Ball, gear shifter	brass	'31-'73	
"	R2205-31C	Ball, gear shifter	chrome	'31-'73	23.00
	C2581-6	Stud, shifter lever	cad	'36-'37	17.00 ☼
B.	2206-37	Stud, shifter lever	park	'37-'46	9.00 ☼
"	2206-37cad	Stud, shifter lever	cad	'37-'46	11.00 ☼
"	33775-37	Stud with bushing	zinc	'37-'73	19.00 ☼
"	R2206-37P	Stud kit	park	'37-'73	16.00 ☼
"	R2206-37	Stud kit	cad	'37-'73	16.00 ☼
"	R2206-37C	Stud kit	chrome	'37-'73	20.00 ☼
	R2207-47	Bushing		'47-'73	6.00 ☼

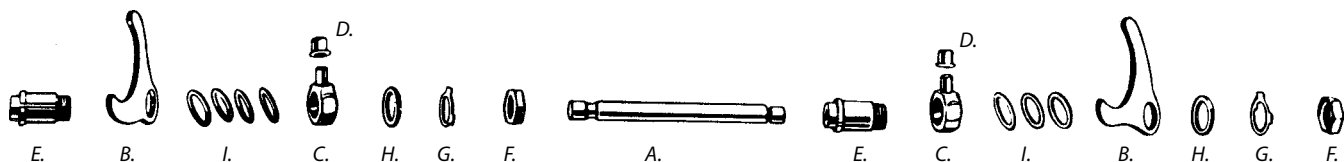


C.	2225-36	Bolt, shifter rod end	park	'37-'73	16.00 ☼
"	R2225-36P	Bolt, with nut	park	'37-'73	8.00 ☼
"	R2225-36	Bolt, with nut	cad	'37-'73	8.00 ☼
"	R2225-36C	Bolt, with nut	chrome	'37-'73	10.00 ☼
D.	R2210-36P	Screw, shifter guide	park	'37-'46	2.50 ☼
"	R2210-36	Screw, shifter guide	cad	'37-'46	2.50 ☼
"	R2210-36C	Screw, shifter guide	chrome	'37-'46	2.75 ☼
	R054WZ	Bolt, shifter guide	zinc	'47-'73	0.50 ☼
	R054WC	Bolt, shifter guide	chrome	'47-'73	1.30 ☼
E.	R2212-36	Shift rod	cad	'36	28.00 ☼
"	R2212-37	Shift rod	cad	'37	32.00 ☼
"	R2212-38	Shift rod	cad	'38-'40	32.00 ☼
"	R2212-47P	Shift rod	park	'41-'73	24.00 ☼
"	R2212-47	Shift rod	cad	'41-'73	24.00 ☼
"	R2212-47C	Shift rod	chrome	'41-'73	25.00 ☼

Note: these shift rods do not require pin 2215-41.

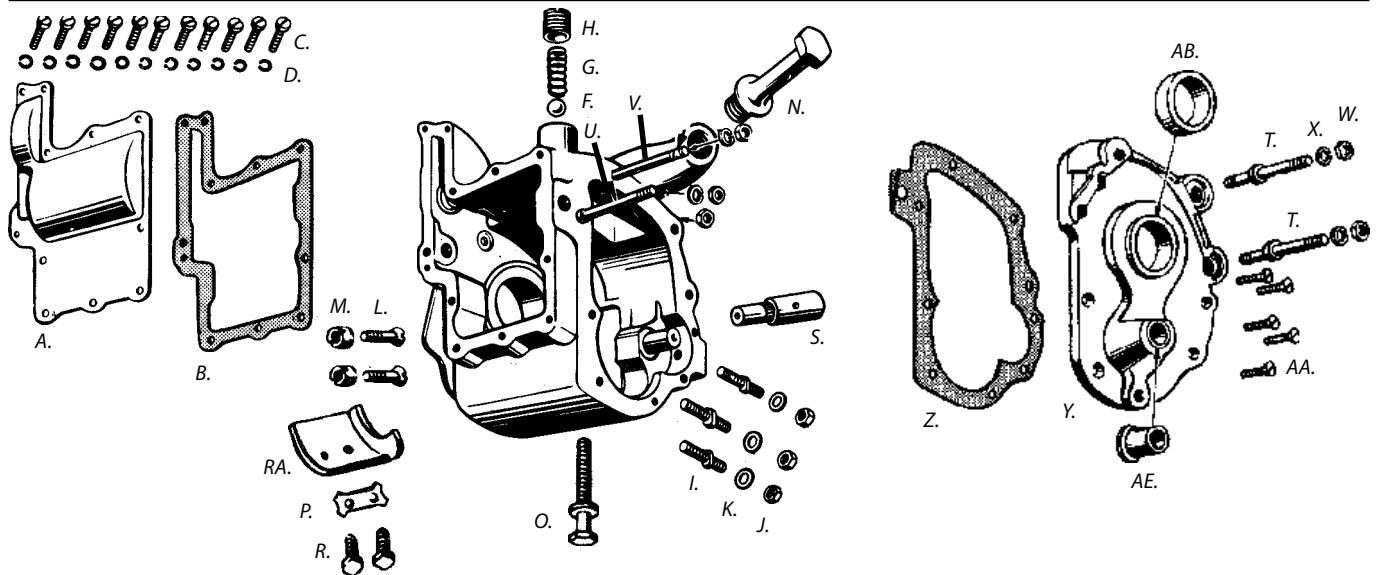
F.	R2214-36P	Shifter rod end	park	'37-'50	21.00 ☼
"	R2214-36	Shifter rod end	cad	'37-'50	21.00 ☼
"	R2214-36C	Shifter rod end	chrome	'37-'50	21.00 ☼
"	R2214-36i	Shifter rod end	black	'37-'50	6.00
"	R33870-51	Shifter rod end	cad	'51-'73	21.00 ☼
"	R33870-51C	Shifter rod end	chrome	'51-'73	22.00 ☼
G.	2166-26	Spring, gear shifter		'29-'73	2.20 ☼
"	R2166-26	Spring, gear shifter		'29-'73	1.50 ☼
H.	2241-41	Gear, shifter		'41-'46	22.00 ☼
I.	2242-38A	Spring, gear retaining		'38-'73	3.00 ☼
J.	R2242-38B	Bushing, shaft (small)		'38-'73	14.00 ☼
K.	R2242-38C	Bushing, shaft (large)		'38-'73	16.00 ☼
M.	2243-40	Cam, shifting		1940	55.00 ☼
"	2243-41	Cam, shifting		'41-'46	57.00 ☼
N.	2244-38A	Lock screw, cam shaft		'38-'73	3.00 ☼
"	R2244-38A	Lock screw, cam shaft		'38-'73	2.50
O.	2244-41	Shaft, shifter cam		'41-'73	n.a.
P.	2245-26	Washer, shifter lever shaft		'29-'73	2.00 ☼
"	R2245-26	Washer, shifter lever shaft		'29-'73	1.00 ☼
W.	R2245-36A	Oil seal, cam shaft		'38-'73	0.90 ☼
"	R2245-36A.10pack	10 Oil seals		'38-'73	7.00 ☼
R.	R0117P	Nut	park		0.95 ☼
"	R0117M	Nut	cad		1.00 ☼
"	R0117C	Nut	chrome		0.75 ☼
S.	R0259P	Lockwasher	park		0.20 ☼
"	R0259	Lockwasher	cad		0.20 ☼
"	R0259C	Lockwasher	chrome		0.30 ☼
T.	0207	Washer	park		1.00 ☼
U.	R0290P	Cotter pin	park		0.15 ☼
"	R0290	Cotter pin	zinc		0.15 ☼
V.	R2215-41	Pin, shifter rod	park	'41-'52	3.00

(not needed when using above shift rods)





A.	2245-38	Shaft, shifter fork		'38-'40	25.00 ☼
"	2245-41	Shaft, shifter fork		'41-'73	25.00 ☼
	2246-33	Shifter fork, 2nd and high		'35-'40	30.00 ☼
	2247-33	Shifter fork, low gear		'35-'40	30.00 ☼
B.	R2247-41	Shifter fork		'41-'73	19.00 ☼
C.	R2248-36	Finger, shifting		'40-'73	13.50
D.	2248-39	Roller, shifter finger		'40-'73	4.00 ☼
"	R2248-39	Roller, shifter finger		'40-'73	1.50

E.	R2249-36	Bushing, shifter fork		1940	12.50
"	2249-41	Bushing, shifter fork		'41-'73	15.00 ☼
F.	2250-33	Nut, shifter fork bushing		'35-'73	4.00 ☼
"	R2250-33	Nut, shifter fork bushing		'35-'73	3.00 ☼
G.	2251-33	Lockwasher		'35-'73	2.00 ☼
"	R2251-33	Lockwasher		'35-'73	1.15
H.	2253-33	Spacer	.083"	'35-'73	2.00 ☼
"	R2253-33	Spacer	.093"	'35-'73	1.25 ☼
I.	R2253-33A	Shim, spacer	.014"	'35-'73	0.80 ☼
"	R2253-33B	Shim, spacer	.007"	'35-'73	0.80 ☼



A.	2270-41	Cover, inspection hole	'41-'63	
B.	2271-41	Gasket, top cover	'41-'65	1.50 ☉
	2271-41.10pack	10 Gaskets	'41-'65	11.00 ☉
C.	R032P	Screw, top cover park	'35-'63	0.50 ☉
	R032	Screw, top cover cad	'35-'63	0.55 ☉
	R032C	Screw, top cover chrome	'35-'63	0.65 ☉
	R032allen	Allen head screw chrome	'35-'63	0.80 ☉
D.	0253	Lockwasher park	'35-'63	0.25 ☉
	0253.100pack	Bag with 100 lockwashers		20.00 ☉
	1790W	Screw, countersunk zinc	'65-'73	6.00 ☉
	1792W	Screw, countersunk zinc	'65-'73	7.00 ☉
F.	R2251-36	Ball, cam plunger	'40-'73	1.00 ☉
G.	2251-36A	Spring, plunger ball	'40-'73	1.50 ☉
H.	R2251-36B	Cam plunger cap screw	'40-'73	5.50 ☉
I.	2318-26	Stud, mounting	'29-'73	6.50 ☉
J.	R2644-30P	Nut, mounting stud park	'29-'73	2.00 ☉
	R2644-30	Nut, mounting stud cad	'29-'73	2.00 ☉
	R2644-30C	Nut, mounting stud chrome	'29-'73	2.75 ☉
K.	0230	Washer park	'29-'73	2.00 ☉
	R0230P	Washer park	'29-'73	0.85 ☉
	R0230	Washer cad	'29-'73	0.85 ☉
	R0230C	Washer chrome	'29-'73	1.00 ☉
L.	2172-26	Tripper bolt	'29-'63	12.00 ☉
	R2172-26	Tripper bolt	'29-'63	7.50 ☉
M.	2173-41	Nut, tripper bolt	'41-'63	5.00 ☉
	R2173-41	Nut, tripper bolt	'41-'63	4.00 ☉
	C2525-1	Wrench, tripper bolt nuts	'41-'63	13.50 ☉
	2326-35	Filler plug 11/16"-18 park	'35-'40	9.00 ☉
	2326-40P	Filler plug, early long type park	'41-'43	8.00 ☉
N.	2326-41	Filler plug 11/16"-11 park	'41-'73	12.00 ☉
	R2326-41P	Filler plug " park	'41-'73	15.50 ☉
	R2326-41	Filler plug " cad	'41-'73	16.00 ☉
	R2326-41C	Filler plug " chrome	'41-'73	16.50 ☉
O.	R2328-27P	Adjusting screw park	'29-'63	13.00 ☉
	R2328-27	Adjusting screw cad	'29-'63	13.25 ☉
	R2328-27C	Adjusting screw chrome	'29-'63	15.00 ☉

P.	2299-33A	Washer, bracket bolt	'35-'73	2.50 ☉
RA.	2299-39	Bracket, gear retaining	'39-'40	12.00 ☉
	2299-41	Bracket, gear retaining	'41-'73	20.00 ☉
R.	1123-29	Bolt, bracket park	'35-'73	1.50 ☉
S.	2367-41	Shaft, reverse idler gear	'41-'73	8.00 ☉
T.	2346-33	Stud, cover park	'35-'73	9.00 ☉
U.	R2346-33A	Stud, cover park	'35-'73	7.00 ☉
V.	2346-33B	Stud, cover park	'35-'73	9.00 ☉
W.	R0117P	Nut, sprocket cover park		0.95 ☉
	R0117M	Nut, sprocket cover cad		1.00 ☉
	R0117C	Nut, sprocket cover chrome		0.75 ☉
X.	R0259P	Lockwasher park		0.20 ☉
	R0259	Lockwasher zinc		0.20 ☉
	R0259C	Lockwasher chrome		0.30 ☉
Y.	2260-39	Side cover	'39-'40	125.00 ☉
	2260-41	Side cover	'41-'63	n.a.
Z.	2262-41	Gasket, side cover	'41-early65	1.50 ☉
	2262-41.10pack	10 Gaskets	'41-early65	12.00 ☉
AA.	047	Screw, side cover park	'29-'64	2.00 ☉
	R047P	Screw, side cover park	'29-'64	1.10 ☉
	047cad	Screw, side cover cad	'29-'64	2.00 ☉
	R047	Screw, side cover cad	'29-'64	1.15 ☉
	R047C	Screw, side cover chrome	'29-'64	1.35 ☉



AB.	R2290-33	Race, outer bearing	'35-'73	45.00 ☉
	R2290-33.002	- oversize O.D. +.002"	'35-'73	46.00 ☉
	R2290-33.005	- oversize O.D. +.005"	'35-'73	47.00 ☉
	R2290-33.010	- oversize O.D. +.010"	'35-'73	48.00 ☉
AC.	2518-33	Race, left bearing, outer	'35-'40	60.00 ☉
	2518-41	Race, left bearing, outer	'41-'73	n.a.
AD.	2312-26	Bushing, countershaft, left	'29-'63	n.a.
	R2312-26A	Inner bushing only		11.00 ☉
AE.	R2314-39	Bushing, countershaft, right	'39-'40	12.50 ☉
		(will fit '35-'38 when gear bushing is replaced with bearings 2289-39)		
	R2314-41	Bushing, countershaft, right	'41-'63	11.00 ☉

Transmission

Gear Box Hardware Kits



Mounting kits include nuts, washers and adjusting bolt

C9839-10	Mounting kit	'41-'63	park	20.50	⊕
C9838-10	Mounting kit	'41-'63	cad	20.50	⊕
C9837-10	Mounting kit	'41-'63	chrome	27.00	⊕

Top and Side Cover Screw Kits

C9666-27	Cover screw kit	'35-'63	park	16.00	⊕
C9411-27	Cover screw kit	'35-'63	cad	15.50	⊕
C9410-27	Cover screw kit	'35-'63	chrome	19.50	⊕



Side Cover Screw Kits

C9687-5	Cover screw kit	'29-'64	park	6.50	⊕
C9301-5	Cover screw kit	'29-'64	cad	7.00	⊕
C9300-5	Cover screw kit	'29-'64	chrome	7.75	⊕



Sprocket Cover Stud Kit

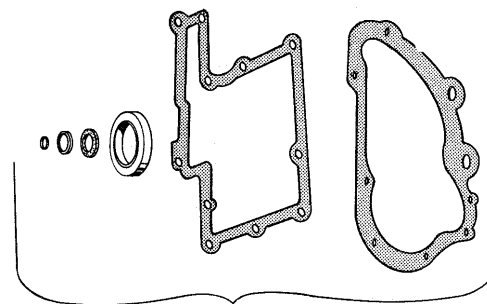
C9686-16	Stud kit	'35-'73	park	29.00	⊕
C8622-16	Stud kit	'35-'73	cad	30.00	⊕
C8621-16	Stud kit	'35-'73	chrome	32.00	⊕



Gasket Set


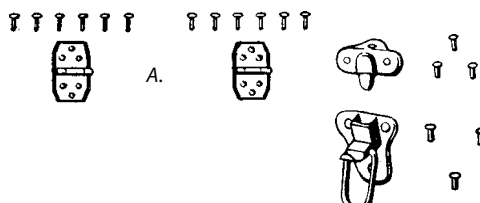
R2200-41	Gasket set, transmission	'41-'63	10.00	⊕
Includes :				
	R2512-41	R2245-36A		
	R2262-39	2262-41		
	R2245-26	2271-41		

Note: Gasket set includes paper gaskets which have to be soaked in water for a perfect fit.



Miscellaneous military only:

A.	11204-42M	Hinges, pair, complete Ammo. box WLA '42-'52		10.00	⊕
	3470-41	Rubber pad, tool box WLC 1942		4.00	⊕
	R1039-32P	Screw, ammo box and gun carrier	park	1.50	
	R1039-32Z	Screw, ammo box and gun carrier	zinc	0.80	
	11206-42	Washer		0.40	
	R0111P	Nut	park	0.90	
	R0111Z	Nut	zinc	0.30	
G.	11551-X	Tire tools set of 2, use in tool kit military		20.00	⊕

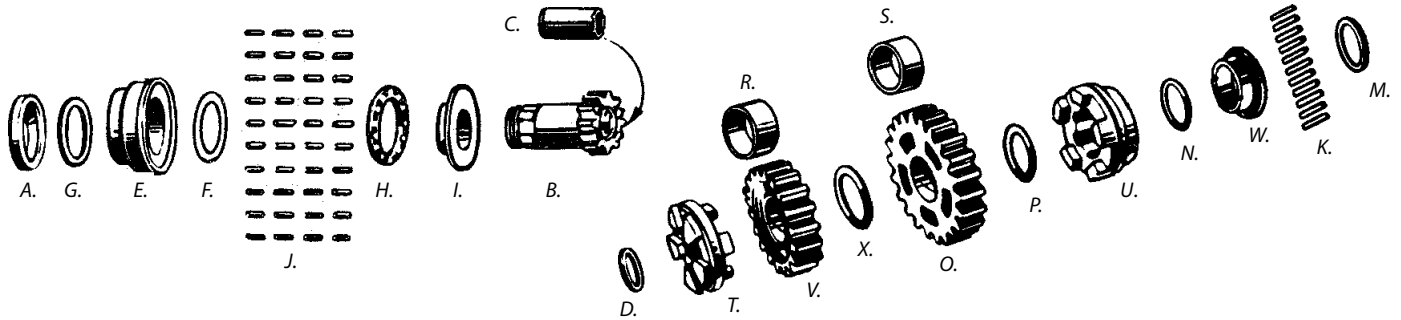


R5917-41M Set of decals, US military models (for tanks and/or fender, self-adhesive, white) 18.00



R11307-35A Warning decal for legshields 7.50

C2597-17 Legshield mounting kit park 28.00 ⊕



Clutch Gear Parts

A.	R2512-41	Oil seal, "double lip"	'41-'73	4.50 €
B.	2513-33	Clutch gear, incl. bushing	'35-'40	135.00 €
"	R2513-41	Clutch gear, incl. bushing	'41-'73	n.a.
C.	2514-33	Bushing, clutch gear	'35-'40	15.00 €
"	R2514-41	Bushing, clutch gear	'41-'73	11.50
D.	R2516-41A	Spacer set (8), end play	'41-'73	40.00 €
E.	2518-33	Race, left bearing, outer	'35-'40	60.00 €
"	2518-41	Race, left bearing, outer	'41-'73	not available
F.	R2520-41	Washer, left bearing, thrust	'41-'73	4.50 €
G.	2520-41A	Washer, left retainer	'41-'73	5.00 €
H.	2521-41	Bearing & balls, thrust	'41-'73	10.00 €
I.	2522-41	Race, thrust bearing	'41-'73	25.00 €
"	R2522-41I	Race, thrust bearing	'41-'73	12.00

Roller, clutch gear (40) '41-'73

Also available in 100-packs

J.	R2289-36	Standard .125" x .615"		0.30 €
"	R2289-36F	O.S. +.0004"		0.30 €
"	R2289-36KA	O.S. +.0008"		0.30 €
"	R2289-36MA	O.S. +.0010"		0.30 €

Roller, mainshaft (21), countershaft left (19) '35-'73.

Roller, clutch gear (31) '35-'40.

Check website for 100-packs

K.	R2306-32	Standard .152" x .625"		n.a.
"	R2306-32F	O.S. +.0004"		0.50
"	2306-32H	O.S. +.0006"		n.a.
"	R2306-32KA	O.S. +.0008"		0.50 €
"	R2306-32MA	O.S. +.0010"		0.50 €

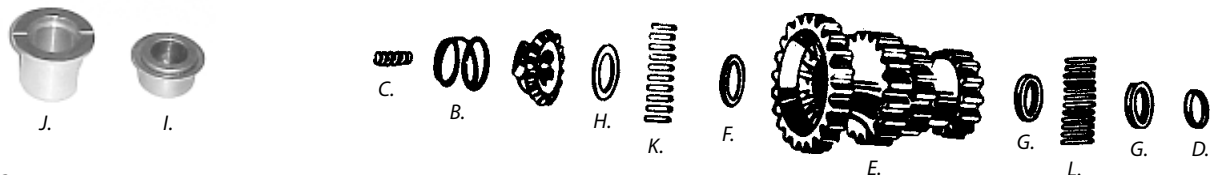
Roller, countershaft right (24) '39-'73.

Check website for 100-packs

L.	R2289-39	Standard .114" x .750"		0.50 €
"	R2289-39F	O.S. +.0004"		0.50 €
"	R2289-39KA	O.S. +.0008"		0.50 €
"	R2289-39MA	O.S. +.0010"		0.50 €

Mainshaft Parts

	2272-33	Mainshaft	'35-'40	110.00 €
	R2272-33	Mainshaft	'35-'40	32.00
	R2272-41	Mainshaft	'41-'73	34.00
M.	2291-33	Washer, thrust	'35-'73	5.00 €
"	R2291-33	Washer, thrust	'35-'73	3.50
N.	2292-33	Washer, thrust	'35-'73	5.00 €
"	R2292-33	Washer, thrust	'35-'73	4.00 €
O.	2294-39	Gear, low (first)	'39-'40	70.00 €
"	2294-41	Gear, low (first)	'41-'73	70.00 €
P.	2294-41B	Washer, low gear end	'41-'73	5.00 €
"	R2294-41B	Washer, low gear end	'41-'73	3.50 €
X.	2294-41C	Washers, set	'41-'73	22.00 €
	2297-33	Bushing, reverse gear	'33-'73	14.00 €
	R2297-33	Bushing, reverse gear	'33-'73	13.50
R.	2297-39A	Bushing, second gear	'39-'40	10.00 €
"	2297-41	Bushing, second gear	'41-'73	9.00 €
"	R2297-41	Bushing, second gear	'41-'73	5.00
S.	2297-39B	Bushing, low gear	'39-'40	n.a.
"	2297-41A	Bushing, low gear	'41-'73	9.00 €
"	R2297-41A	Bushing, low gear	'41-'73	5.00
T.	2298-39A	Shifter clutch, 2nd & high	'39-'40	n.a.
"	R2298-41	Shifter clutch, 2nd & high	'41-'73	34.00
	2298-33	Shifter clutch, low/reverse	'33-'40	n.a.
U.	2298-36	Shifter clutch, low gear	'36-'40	60.00 €
"	2298-41B	Shifter clutch, low gear	'41-'52	40.00 €
"	R2298-41B	Shifter clutch, low gear	'41-'52	25.00
V.	2295-39	Gear, second	'39-'40	70.00
"	R2295-41	Gear, second	'41-'73	37.00
W.	2296-33A	Collar, spacing	'33-'52	18.00 €



Countershaft Parts

B.	2166-26	Spring	'29-'63	2.20 €
"	R2166-26	Spring	'29-'63	1.50
C.	R2168-26	Spring	'29-'63	1.35 €
D.	R2262-39	Oil seal	'39-'63	2.00 €
	2300-33	Countershaft (rusty)	'35-'40	75.00 €
	R2300-41	Countershaft	'41-'73	39.00
E.	R2303-41	Gear, countershaft	'41-'63	95.00
F.	2305-33	Washer, inner thrust	'35-'73	5.00 €
"	R2305-33	Washer, inner thrust	'35-'73	3.50 €
G.	2305-39	Washer, right	'39-'73	6.00 €
"	R2305-39	Washer, right	'39-'73	5.00 €
H.	2308-33	Washer, countershaft end	'35-'73	5.00 €
"	R2308-33	Washer, countershaft end	'35-'73	3.50 €

I.	2312-26	Bushing, countershaft, left	'29-'63	n.a.
"	R2312-26A	Inner bushing only		11.00
J.	R2314-39	Bushing, countershaft, right	'39-'40	12.50
		(will fit '35-'38 when gear bushing is replaced with bearings 2289-39)		
"	R2314-41	Bushing, countershaft, right	'41-'63	11.00

Clutch

Set of clutch and brake pedal pads (3) All models '36-'61
Exact reproduction of original style pads. Bolt - on type.

R11791-45	Set pads	black	17.00
R11791-45.5pack	5 Pad sets		65.00



Clutch/brake pedal pad , slip over type, all models.

R36954-62	Pedal pad	black	3.50
R36954-62.10pack	10 Pedal pads		28.00

Clutch Pedal Parts

A.	R2409-38B	Pedal, clutch	black	'38-'52	n.a.
"	R2409-38BC	Pedal, clutch	chrome	'38-'52	n.a.
B.	R2430-40	Replacement shaft with nut		'38-'52	18.00 ☼

(to replace worn pedal shaft, weld-on)

C.	2409-38CN	Cover	green	'38-'52	37.00 ☼
"	2409-38CNused	Cover	green, used	'38-'52	22.00 ☼
D.	R051P	Screw, pedal cover		park	1.15
"	R051	Screw, pedal cover		cad	1.20 ☼
"	R051C	Screw, pedal cover		chrome	2.10 ☼
E.	0108	Nut, pedal cover screw		park	1.50 ☼
"	R0108P	Nut, pedal cover screw		park	0.90 ☼
"	R0108M	Nut, pedal cover screw		cad	0.95 ☼
"	R0108C	Nut, pedal cover screw		chrome	0.70 ☼
F.	R0256P	Lockwasher		park	0.20 ☼
"	R0256	Lockwasher		zinc	0.20 ☼
"	R0256C	Lockwasher		chrome	0.30 ☼

G.	2410-36A	Bushing		'38-'52	7.00 ☼
"	R2410-36A	Bushing		'38-'52	3.50
"	C2550-2	Tool, bushing installation		'38-'52	14.00 ☼
"	R2411-32	Stud, spring		'33-'38	8.50 ☼
H.	2411-40	Stud, spring		'40-'52	5.00 ☼
"	R2411-40	Stud, spring		'40-'52	3.00 ☼
HA.	0129	Nut, spring stud		park	1.50 ☼
"	R0129	Nut, spring stud		cad	1.25 ☼
"	R0129C	Nut, spring stud		chrome	1.40 ☼

I.	2412-36	Spring		'38-'52	10.00 ☼
J.	2413-38	Stud, clutch cable		'38-'52	3.00 ☼
K.	2416-36	Disc, steel		park	'38-'52 10.00 ☼
L.	R2417-36	Disc, friction		'38-'52	3.50 ☼
M.	R2417-36B	Disc		zinc	'38-'52 15.00

N.	R2419-36	Washer, spring		zinc	'38-'52 3.50
"	R2419-36.10pack	10 Spring washers			'38-'52 28.00
NA.	2419-36A	Washer, hook		park	'38-'52 9.00 ☼
O.	R2419-36B	Lockwasher		'38-'52	2.75 ☼
P.	0142	Nut, 5/8"-24		park	'38-'52 3.00 ☼

J.	2413-38	Stud, clutch cable		'38-'52	3.00 ☼
----	----------------	--------------------	--	---------	--------

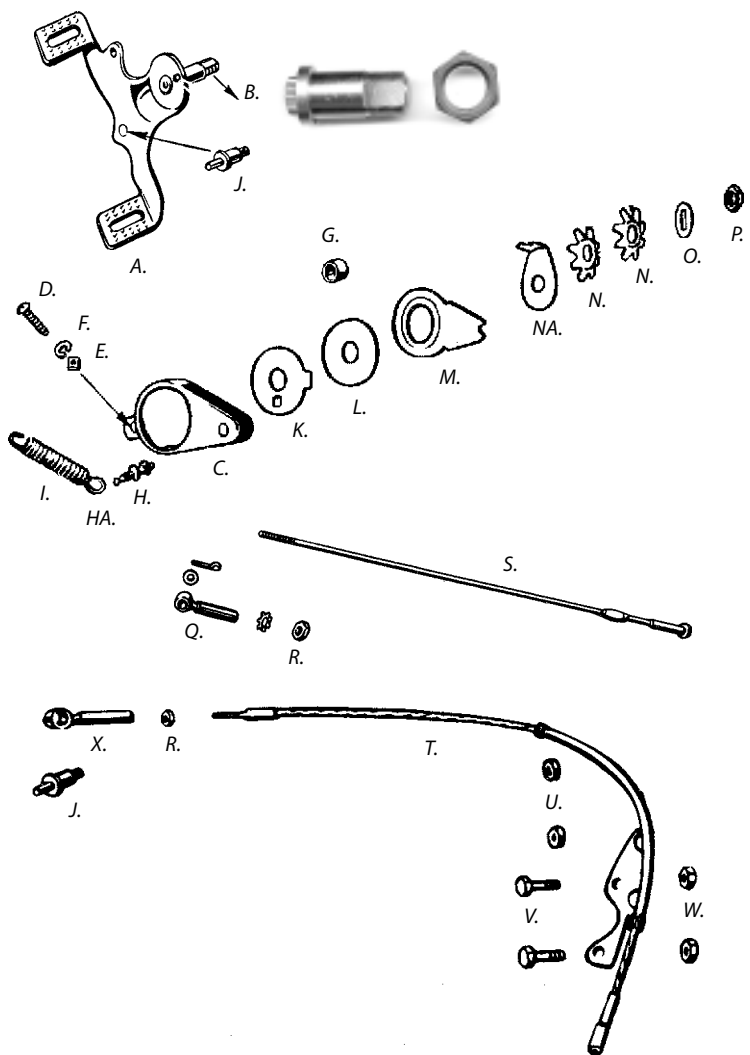
X.	R2422-36P	End, cable	10-32	park	'38-'46 21.00 ☼
"	R2422-36	End, cable	10-32	cad	'38-'46 21.00 ☼
"	R2422-36C	End, cable	10-32	chrome	'38-'46 22.00 ☼
R.	R0105AP	Nut, cable end		park	'38-'46 0.50 ☼
"	R0105AZ	Nut, cable end		zinc	'38-'46 0.50 ☼
"	R2422-47P	End, cable	1/4-24	park	'47-'73 22.00 ☼
"	R2422-47	End, cable	1/4-24	cad	'47-'73 22.00 ☼
"	R0108P	Nut, cable end		park	'47-'73 0.90 ☼
"	R0108M	Nut, cable end		cad	'47-'73 0.95 ☼

S.	R2424-29	Clutch lever rod		cad	'29-'37 33.00 ☼
"	R2424-38	Clutch lever rod		cad	'38-'40 28.00 ☼
T.	R2424-41P	Clutch cable		park	'41-'46 63.00 ☼
"	R2424-47P	Clutch cable		park	'47-'73 65.00 ☼

U.	2425-41	Felt washer		'41-'73	1.30 ☼
----	----------------	-------------	--	---------	--------

C2654-6	Bolt, clutch pedal	Servi-car	'47-'73	19.50
C2669-6	Bolt, clutch pedal - oversize			20.00

(also used on the WR models)



V.	R066P	Bolt	"1038 cp"	park	1.75 ☼
"	R066Z	Bolt		zinc	0.50 ☼
"	R066C	Bolt		chrome	1.30 ☼

W.	R0117P	Nut		park	0.95 ☼
"	R0117M	Nut		cad	1.00 ☼
"	R0117C	Nut		chrome	0.75 ☼

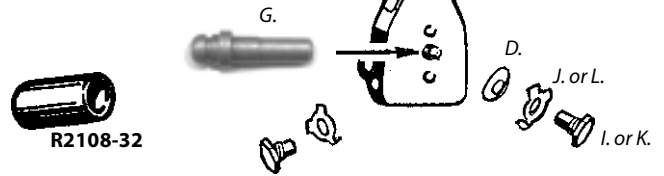
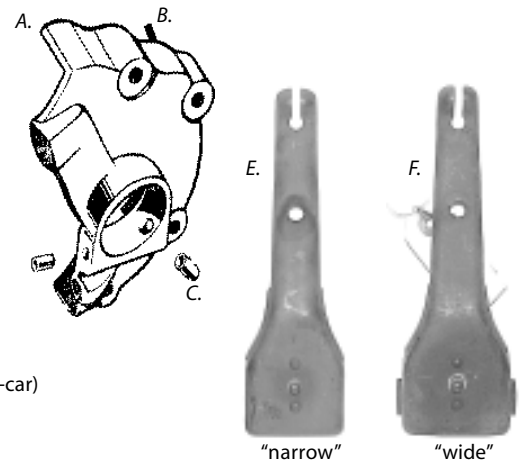
R0259P	Lockwasher		park	0.20 ☼
R0259	Lockwasher		zinc	0.20 ☼
R0259C	Lockwasher		chrome	0.30 ☼

Clutch Release Lever

Notes:

- '41-'43 models use early cover with narrow lever.
- '44-'52 solo models use late sprocket cover with wide lever.
- Late cover with lever will also fit earlier models.
- Servi-cars '41-'73 always used the early narrow lever.

	2345-33	Sprocket cover	black	'35-'40	70.00 ☺	(except Servi-car)
	2345-32A	Bushing, cover, upper		'32-'40	6.00 ☺	
	2345-32B	Bushing, cover, lower		'32-'40	6.00 ☺	
A.	2345-44	Sprocket cover	green	'44-'52	n.a.	
B.	2346-41	Pin, sprocket cover		'41-'73	3.00 ☺	
"	R2346-41	Pin, sprocket cover		'41-'73	2.00	
Note: Pin is for retaining shifter fork shaft in gear box.						
C.	R2345-41B	Bushing	Solo	'41-'43	4.50 ☺	(and '41-'73 Servi-car)
"	R2345-44A	Bushing	Solo	'44-'52	4.50 ☺	
D.	2432-41A	Spring washer		'41-'73	2.50 ☺	
E.	2426-41	Lever, clutch	green	'41-'43	n.a.	(and '41-'73 Servi-car)
F.	2426-44	Lever, clutch	green	'44-'52	65.00 ☺	
"	2426-44cad	Lever, clutch	cad	'44-'52	75.00 ☺	
(levers include grease nipple and fulcrum)						
G.	R2428-41	Grease nipple	park	'41-'73	6.00	
H.	C8920-3	Clutch lever fulcrum kit		'41-'73	10.50 ☺	
(to be riveted on inside of lever)						
	R2108-32	Bushing, starter shaft	Servi-car	'32-'63	20.00	



Clutch Release Lever Parts

Narrow Lever; Solo '41-'43, Servi-car '41-'73

I.	R2431-41P	Screw	park	6.25 ☺
"	R2431-41	Screw	cad	6.25 ☺
"	R2431-41C	Screw	chrome	7.00 ☺
J.	2432-41	Lockwasher	bare	2.50 ☺
"	R2432-41P	Lockwasher	park	2.50 ☺
"	R2432-41	Lockwasher	cad	2.50 ☺
"	R2432-41C	Lockwasher	chrome	2.85 ☺

Wide lever; Solo '44-'52

K.	R2431-44P	Screw	park	6.25 ☺
"	R2431-44	Screw	cad	6.25 ☺
"	R2431-44C	Screw	chrome	7.00 ☺
L.	2432-44	Lockwasher	park	2.00 ☺
"	R2432-44P	Lockwasher	park	2.00 ☺
"	R2432-44	Lockwasher	cad	2.50 ☺
"	R2432-44C	Lockwasher	chrome	3.00 ☺
M.	R034P	Screw	park	0.50 ☺
"	R034Z	Screw	zinc	0.30 ☺
"	R034C	Screw	chrome	0.60 ☺

Release Lever Rebuild Kits

Kits include screws, lockwashers and bushings



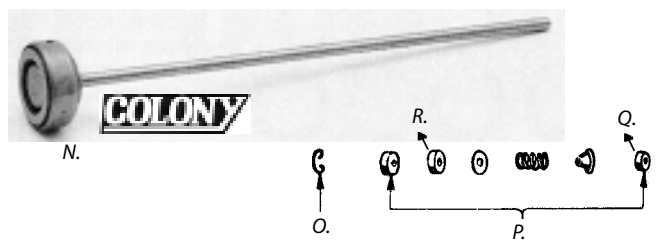
C8904-6

C9709-6	'41-'43, Servi-car '41-'73	park	24.00 ☺
C8904-6	'41-'43, Servi-car '41-'73	cad	24.00 ☺
C8903-6	'41-'43, Servi-car '41-'73	chrome	26.00 ☺
C2813-8	'44-'52 Solo	park	23.50 ☺
C8411-8	'44-'52 Solo	cad	24.00 ☺
C8410-8	'44-'52 Solo	chrome	26.00 ☺

tap160-010 Tap 7/16"-28 to rethread lever n.a.

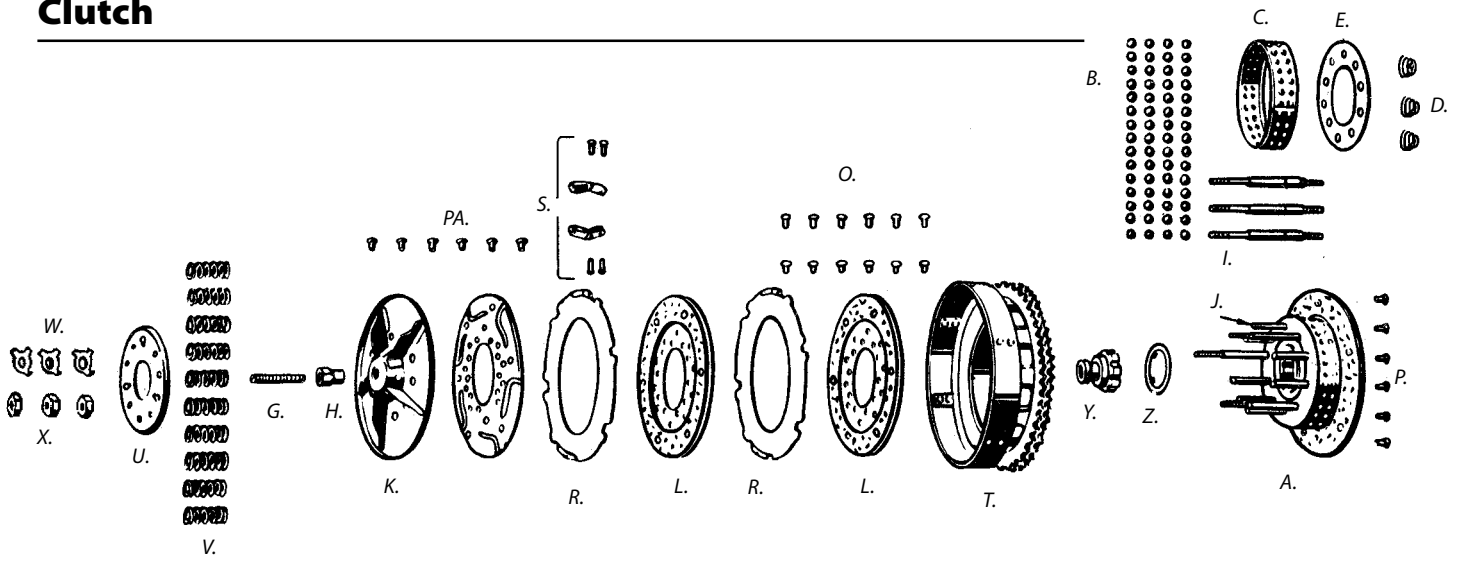


	2446-33	Pushrod		'35-'40	18.00 ☺
N.	R2446-41	Pushrod, with bearing		'41-'73	55.00 ☺
"	R2446-41i	Pushrod, with bearing		'41-'73	25.00
"	R2446-41i.10pack	10 Pushrods			175.00
O.	2461-41B	Retaining ring		'41-'73	4.00 ☺
P.	2461-41D	Oil seal set		'41-'73	n.a.
"	R2461-41D	Replacement one-piece oil seal		'41-'73	6.00 ☺
Q.	2461-42	Oil seal, push rod - small		'41-'73	4.00 ☺
R.	2461-42A	Oil seal, push rod - large		'41-'73	4.00 ☺



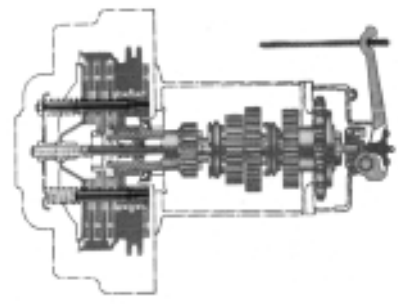

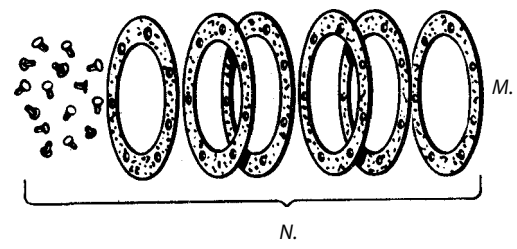
Clutch

€ prices
in euro



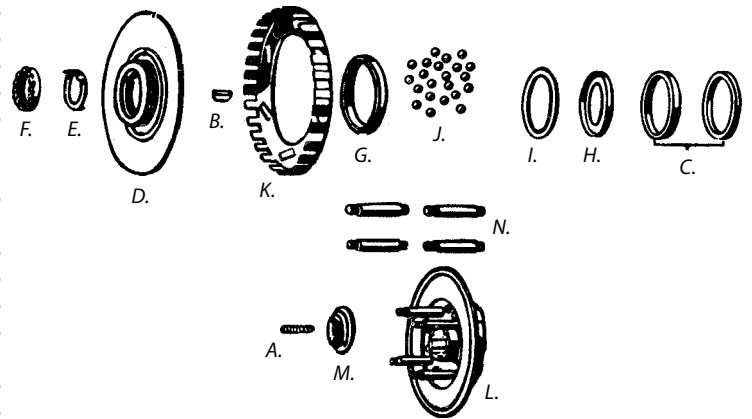
A.	R2472-41Ai	Clutch hub, without bearing	'41-'73	60.00
B.	R2472-41B	Ball, hub bearing	7/32" '41-'73	0.15
"	R2472-41Bset	Set balls (60)	'41-'73	7.00
C.	2473-41A	Retainer, ball bearing	'41-'73	19.00
D.	R2474-44	Spring, plate	'41-'73	0.50
"	R2474-44.10pack	10 Springs	'41-'73	4.00
E.	R2475-41A	Plate, hub bearing	'41-'73	7.00
"	R2475-41A.10pack	10 Plates	'41-'73	42.00
G.	2463-41A	Screw, adjusting	'41-'73	3.50
H.	2465-41	Nut	'41-'73	4.00
"	R2465-41	Nut	'41-'73	2.50
I.	2477-41A	Stud, hub long	'41-'73	5.00
J.	2478-41B	Pin, hub short	'41-'73	3.00
K.	2479-41A	Disc, releasing	'41-'73	42.00
"	R2479-41A	Disc, releasing	'41-'73	20.00
L.	2481-41A	Disc, friction	'41-'73	20.00
"	R2481-41A	Disc, friction	'41-'73	12.00

M.	2482-41A	Lining, friction disc/hub	'41-'73	6.00
N.	2484-41A	Set linings + rivets	'41-'73	35.00
	R2485-12	Rivet, clutch disc	'41-'73	0.35
P.	R2485-41	Rivet, hub	'41-'73	0.20
PA.	2485-41A	Rivet, sprung disc	'41-'73	0.20
	R2486-41	Set clutch lining rivets	14+7+7	5.00
R.	R2487-41A	Steel disc, with buffers	'41-'73	14.00
S.	R2488-41	Buffers, disc (3)	'41-'73	7.00
T.	R2039-41A	Clutch sprocket	'41-'63	75.00
U.	2505-41A	Plate, pressure	'41-'73	10.00
V.	R2511-41	Spring, clutch	'41-'73	1.50
"	R2511-41A	Set of 10 springs	'41-'73	10.00
W.	R2512-41A	Lockwasher	'41-'46	1.30
X.	R0117A	Nut, hub stud	'41-'46	1.15
"	37581-47	Nut, hub stud	'47-'73	2.50
"	37581-47.25pack	25 Nuts	'47-'73	48.00
"	R2476-47	Nut, hub stud	'47-'73	2.00
Y.	2515-41	Nut, clutch hub	'41-'73	17.00
"	R2515-41	Nut, clutch hub	'41-'73	19.00
Z.	2515-41A	Lockwasher	'41-'73	7.00
"	R2515-41A	Lockwasher	'41-'73	4.50



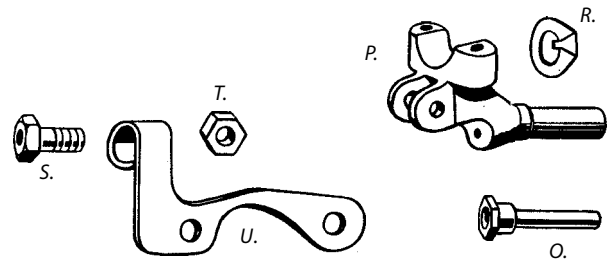
'40-earlier Clutch Parts

A. 2463-34	Screw, push rod		'34-'40	4.00 ☼
B. 2279-26	Key, clutch		'29-'73	2.00 ☼
2485-40	Rivet, friction disc		'40	0.20 ☼
C. 2524-36	Oil seal, set		'36-'40	n.a. ☼
D. 2528-33	Inner clutch disc		'35-'40	n.a. ☼
E. 2530-33	Lock washer, inner disc		'35-'40	n.a. ☼
F. 2531-33	Nut, inner disc		'35-'40	n.a. ☼
G. 2536-33	Race, outer bearing		'35-'40	20.00 ☼
H. 2538-33	Washer, ball bearing		'35-'40	5.00 ☼
I. 2539-33	Washer, bearing spacer		'35-'40	3.00 ☼
J. 2540-33	Ball, hub bearing, 5/32"		'35-'40	0.20 ☼
K. 2543-31	Clutch key ring		'32-'40	20.00 ☼
L. 2544-34	Drive disc		'34-'40	n.a. ☼
M. 2548-40	Nut, clutch spring		'40	12.00 ☼
N. 2549-34	Stud, clutch spring		'34-'40	7.00 ☼
" C3338-4	Set of 4 studs		'34-'40	29.00 ☼



Hand Clutch Control Parts

O. 2558-41	End nut	park	'41-'52	8.00 ☼
P. 2559-41N	Bracket	green	'41-'52	n.a. ☼
U. 2560-41	Bracket, coil	park	'41-'52	n.a. ☼
R. 2568-43	Lock washer	park	'43-'52	3.00 ☼
" 2568-43.5pack	Bag with 5 lock washers		'43-'52	12.00 ☼
S. R4165-28P	Adjusting sleeve	park	'30-'52	8.00 ☼
T. R4166-28P	Nut, sleeve	park	'30-'52	1.40 ☼



Clutch Tools

R1004A	Clutch hub puller			78.00 ☼
Removes:				
-	3, 5 and 10 stud Big Twin clutch hubs			
-	750cc model clutch hub			
-	Big Twin alternator cover			
-	Sportster transmission sprocket			
-	Big Twin motor sprocket			
-	Sportster clutch early and late			
-	and many more			



Springer Fork

A.	R2634-36	Top nut	park	4.00	✪
"	R2634-36C	Top nut	chrome	4.50	✪
B.	2634-30	Retaining nut	park	14.00	✪
"	R2634-30P	Retaining nut	park	6.00	✪
"	R2634-30	Retaining nut	cad	6.25	✪
"	R2634-30C	Retaining nut	chrome	6.50	✪
	C2815-2	Set of 4 upper nuts	park/park	16.50	✪
	C7613-2	Set of 4 upper nuts	cad/chrome	20.00	✪
	C2921-2	Set of 4 upper nuts	chrome/chrome	22.00	✪
	C2987-4	Set of 4 - early style	park/park	18.00	✪
	C2986-4	Set of 4 - early style	cad/chrome	21.00	✪

Fork Spring Sets '40-'57

C.	R2617-37PAR	Set outer springs (4)	parkerized	n.a.	
"	R2617-37BL	Set outer springs (4)	black	n.a.	
"	R2617-37CHR	Set outer springs (4)	chrome	60.00	
D.	R2619-37PAR	Set inner springs (4)	parkerized	25.00	
"	R2619-37BL	Set inner springs (4)	black	30.00	
"	R2619-37CHR	Set inner springs (4)	chrome	45.00	

Note : Inner springs are C-arc'd (bent) as original to prevent rattling.
Lower inner springs are slightly taller than upper inner springs.

Fork Springs '40-'57


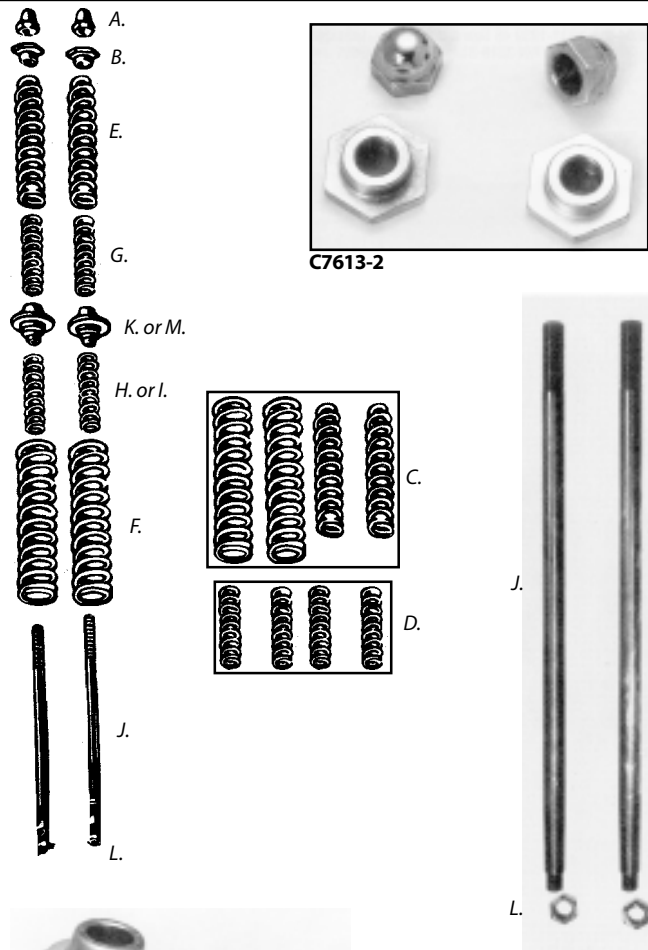
E.	R2618-30A	Upper outer spring	park	8.00	
"	R2618-30AB	Upper outer spring	black	9.00	
"	R2618-30AC	Upper outer spring	chrome	14.00	
F.	R2620-37	Lower outer spring	park	n.a.	
"	R2620-37B	Lower outer spring	black	n.a.	
"	R2620-37C	Lower outer spring	chrome	20.00	
G.	R2622-30	Upper inner spring	park	7.00	
"	R2622-30B	Upper inner spring	black	8.00	
"	R2622-30C	Upper inner spring	chrome	12.00	
H.	R2622-36	Lower inner spring	park	7.00	
"	R2622-36B	Lower inner spring	black	8.00	
"	R2622-36C	Lower inner spring	chrome	12.00	

Extra long (± 14 cm) lower inner spring, use on '39-'57 Servi-car, WLC and Sidecar models.


I.	2621-39	Lower inner spring	park	n.a.	
"	R2621-39C	Lower inner spring	chrome	n.a.	
	C2781-6	Set spring rods	'31-'37	54.50	✪
	C2782-4	Set spring rods	'38-'39	40.00	✪
J.	R2631-36	Rod, spring	'40-'57	21.00	✪
"	C7707-4	Set spring rods	'40-'57	42.00	✪
K.	R2632-31P	Bushing, spring rod	park	19.00	✪
"	R2632-31	Bushing, spring rod	cad	19.00	✪
L.	2633-30A	Nut, spring rod, bottom end		2.00	✪



162A	Spring cups, top (2)	chrome	44.00	✪
162B	Spring cups, bottom (2)	chrome	44.00	✪



C7613-2



J.



K.

For Hydra-Glide Fork parts see Panhead catalog



'46-'57 spring rod bushings and retainer plate, must be used together						
M.	R14007-45	Pair of rod bushings (2)	black	'46-'57	40.00	✪
N.	R14008-45	Retainer plate	black	'46-'57	34.00	✪

Fork Rocker Parts, inside rockers

all models except '42-'43 WLC and '41-up Servi-car

Rebuild Kits

include studs, bushings, nuts, lockwashers, etc.


R2638-36A	Kit with short studs	park/park	150.00 ☼
C2941-22	Kit with short studs (Colony)	park/park	165.00 ☼
C9216-22	Kit with short studs (Colony)	cad/park	165.00 ☼
2638-40	Kit with long studs, WLA '41-'52		80.00 ☼

Rocker Parts

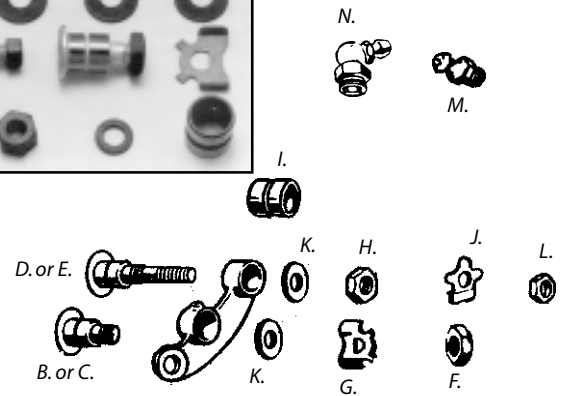
B. 2640-30A	Front stud, left	park	10.00 ☼
C. R2640-30B	Front stud, right	park	26.00 ☼
" R2640-30Bcad	Front stud, right	cad	26.00 ☼
D. R2640-30CP	Rear stud	park	28.00 ☼
" R2640-30C	Rear stud	cad	28.00 ☼
E. 2640-40M	Rear stud, long	park	10.00 ☼
" 2640-40Mcad	Rear stud, long	cad	15.00 ☼

Long stud is used on WLA's for mounting gun carrier and ammo. box.

F. 2641-30	Nut, front stud	park	2.00 ☼
" R2641-30	Nut, front stud	cad	2.00 ☼
" 2641-30C	Nut, front stud	chrome	3.00 ☼
G. R2642-40	Lock, front stud nut	park	2.50 ☼
" R2642-40C	Lock, front stud nut	chrome	3.00 ☼
H. R2644-30P	Nut, rear stud	park	2.00 ☼
" R2644-30	Nut, rear stud	cad	2.00 ☼
" R2644-30C	Nut, rear stud	chrome	2.75 ☼
I. 2645-30A	Bushing		11.00 ☼
J. R3732-34	Brace clip lock, left	park	5.50 ☼
" R3732-34A	Brace clip lock, right	park	5.50 ☼



C9216-22



C2823-1	Tool for holding slotted rocker studs		14.00 ☼
----------------	---------------------------------------	--	---------

K. R0231P	Washer	park	1.00 ☼
L. R0127P	Nut, stud	park	1.20 ☼
" R0127	Nut, stud	cad	1.30 ☼
" R0127C	Nut, stud	chrome	0.85 ☼
R0340	Alemite nipple '24-'37	Nickle	3.00 ☼
M. R0344	Grease nipple, straight	zinc	1.90 ☼
" R0344C	Grease nipple, straight	chrome	2.00 ☼
N. R0347	Grease nipple, angle	zinc	2.00 ☼

Fork Rocker Parts, outside rockers

'42-'43 WLC and '41-'57 Servi-car

Rebuild Kits

include studs, bushings, nuts, lockwashers, etc.

R2638-36	Kit with short studs	cad/park	150.00 ☼
C2939-26	Kit with short studs (Colony)	park/park	175.00 ☼
C7606-26	Kit with short studs (Colony)	cad/park	175.00 ☼
R2638-36B	Kit with long studs		100.00 ☼

(long studs are used for fitting front stand)

Rocker Stud Kits

Rocker stud kits include 1 stud with bushing, locks and nuts


C7607-7	Front stud assembly	cad	49.00 ☼
C7608-6	Rear stud assembly (short)	cad	49.00 ☼
C7609-6	Set lockwashers, 6 pieces	park	13.00 ☼

Rocker Parts

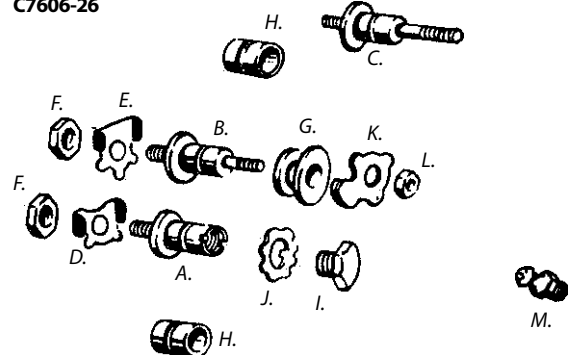
A. 2639-31	Front stud	park	10.00 ☼
" 2639-31cad	Front stud	cad	10.00 ☼
B. R2640-31	Rear stud, short	cad	28.00 ☼
C. 2640-31E	Rear stud, front stand	park	10.00 ☼
" 2640-31Ecad	Rear stud, front stand	cad	10.00 ☼
" R2640-39AP	Rear stud, tow bar	park	24.50 ☼
D. R2642-30	Lockwasher, front stud	park	2.25 ☼
E. R2642-31A	Lockwasher, rear stud	park	2.25 ☼
F. R2643-31	Nut, rocker plate stud	park	1.70 ☼
" R2643-31cad	Nut, rocker plate stud	cad	1.75 ☼
G. R2644-41P	Spacer, rear stud	park	5.00 ☼
" R2644-41	Spacer, rear stud	cad	5.00 ☼
" R2644-41C	Spacer, rear stud	chrome	6.50 ☼
H. R2645-30	Bushing		11.50 ☼
" R2645-30S	Bushing, oversize +.003"		13.00 ☼
I. 2646-32	Screw, front stud	park	6.00 ☼
" R2646-32cad	Screw, front stud	cad	6.00 ☼
J. 2647-32	Lock, front stud screw	park	2.50 ☼
K. R3732-34	Brace clip lock, left	park	5.50 ☼
" R3732-34A	Brace clip lock, right	park	5.50 ☼

C7611-2	Rocker bushing installation tool		21.00 ☼
----------------	----------------------------------	--	---------

To remove/install rocker stud bushings in all rockers, use in vise or press.



C7606-26



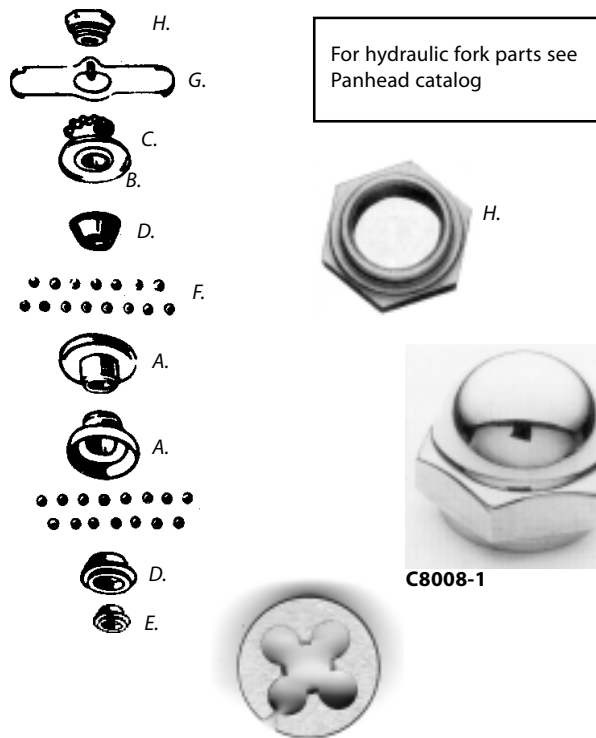
L. R0128P	Castle nut, use w. long stud	park	1.60 ☼
" R0128	Castle nut, use w. long stud	cad	1.70 ☼
" R0128C	Castle nut, use w. long stud	chrome	1.85 ☼
" 0129	Nut, use with short stud	park	1.50 ☼
" R0129P	Nut, use with short stud	park	1.15 ☼
" R0129	Nut, use with short stud	cad	1.25 ☼
" R0129C	Nut, use with short stud	chrome	1.40 ☼
M. R0344	Grease nipple	zinc	1.90 ☼
" R0344C	Grease nipple	chrome	2.00 ☼
" R0344P	Grease nipple	park	1.90 ☼



Springer Fork

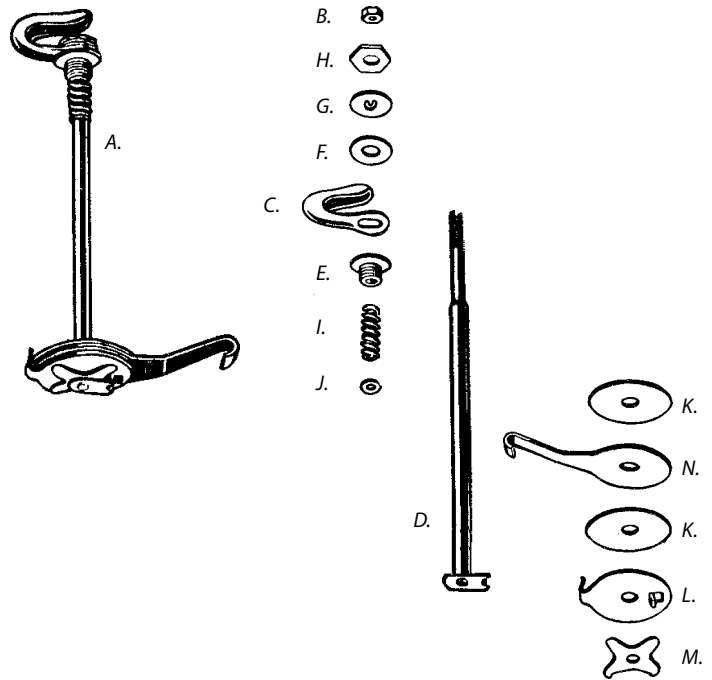
Frame Head Bearings

A.	C3415-1	Cup, head bearing	'30-'57	42.00	✳
	C3420-1	Upper head cone 2754-30	'30-'38	35.00	✳
	C3381-1	Lower head cone 2756-30	'30-'38	23.00	✳
	C3427-1	Head cone washer 2757-26	'26-'38	8.45	✳
	C3385-1	Head cone lock nut 2759-30	'30-'38	24.00	✳
C.	C3237-1	Upper head cone	park '40-'57	49.00	✳
"	C3331-1	Upper head cone	chrome '40-'57	65.00	✳
B.	2753-40	Dirt guard only	park '40-'57	8.00	✳
D.	2756-39A	Bearing race	'39-'57	23.00	✳
E.	2756-39B	Bearing race body (on fork)	'39-'57	5.00	✳
F.	R0282	5/16" steel ball	'30-'57	0.20	
"	R0282.30	Set 5/16" steel balls (30)	'30-'57	5.50	
G.	R2759-36N	Plate, upper cone	green	12.00	
"	R2759-36C	Plate, upper cone	chrome	15.00	
"	R2759-36ST	Plate, upper cone	stainless steel	15.00	
H.	2759-40N	Nut, cone clamping	park	17.00	✳
"	R2759-40P	Nut, cone clamping	park	12.00	✳
"	R2759-40	Nut, cone clamping	cad	12.50	✳
"	R2759-40C	Nut, cone clamping	chrome	14.50	✳
	C8008-1	Acorn nut, cone clamping		22.00	✳
		(use to cover hole if you don't have the steering damper)			
	die160-009	Die 7/8"-24 thread (fork stem)		75.00	



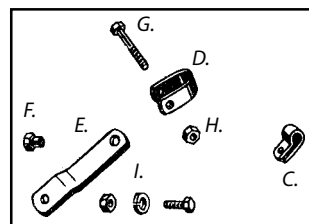
Steering Damper

A.	R2776-40	Steering damper, chrome lever	'40-'57	97.00	
"	R2776-40N	Steering damper, park lever	'40-'57	95.00	
B.	0129	Nut	park	1.50	✳
"	R0129P	Nut	park	1.15	✳
"	R0129	Nut	cad	1.25	✳
"	R0129C	Nut	chrome	1.40	✳
C.	R2778-36	Lever	park '40-'57	25.00	✳
"	R2778-36C	Lever	chrome '40-'57	28.00	✳
D.	R2779-39	Rod only	zinc '39-'57	19.50	
E.	R2781-37P	Screw	park '37-'57	11.50	✳
"	R2781-37C	Screw	chrome '37-'57	15.00	✳
F.	R2783-30	Washer	'30-'57	2.00	
G.	R2784-30P	Washer, adjusting	park '30-'57	5.00	✳
"	R2784-30	Washer, adjusting	cad '30-'57	5.00	✳
"	R2784-30C	Washer, adjusting	chrome '30-'57	7.00	✳
H.	R2785-30P	Nut, adjusting	park '30-'57	6.00	✳
"	R2785-30	Nut, adjusting	cad '30-'57	6.00	✳
"	R2785-30C	Nut, adjusting	chrome '30-'57	8.50	✳
I.	R2787-30	Release spring	'30-'57	4.00	
J.	R2788-30	Washer	'30-'57	1.00	
K.	R2790-30	Washer, fibre friction	'30-'57	4.00	
L.	2791-30	Disc, steel	park '30-'57	14.00	✳ ('39-up type)
M.	R6650-18	Washer, spider	park/cad '30-'57	5.50	
N.	2792-40	Bracket, frame	park '40-'57	15.00	✳



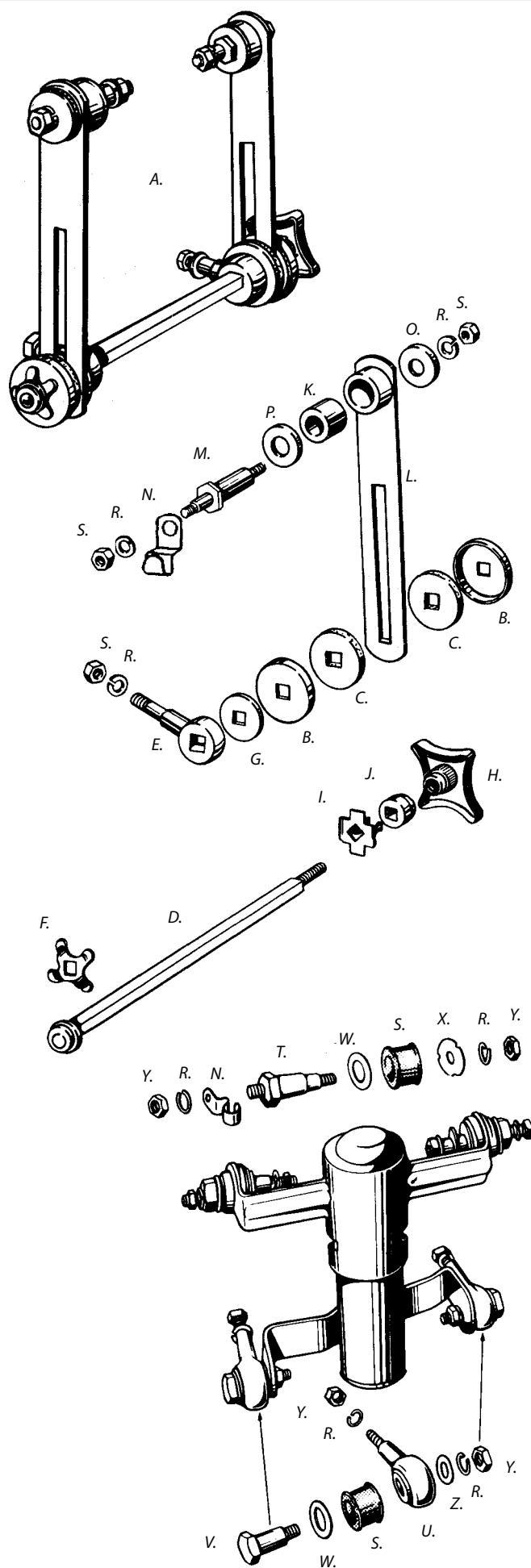
Skid Plate Parts:

C.	2811-40M	Clamp, right front	park	10.00	✳
D.	2811-41M	Clamp, skid plate	park	10.00	✳
E.	2812-40M	Bracket, left support	park	10.00	✳
F.	2813-40M	Nut, support bracket, (left side)		5.00	✳
G.	R3529-37P	Bolt, clamp	park	2.50	✳
H.	R0117P	Nut, clamp bolts	park	0.95	✳
I.	R0259P	Lockwasher	park	0.20	✳



Ride Control

A. R11250-36	Ride control complete	'40-'45	195.00 ☼
Will also fit '46-up Springers to replace hydraulic shock absorber. Includes bare (unpainted) knob, parkerized washers and zinc cups.			
B. R13430-33	Friction disc cup	zinc	6.50 ☼
" R13430-33C	Friction disc cup	chrome	7.00 ☼
C. R13431-33	Friction disc		8.00 ☼
D. R13435-36	Adjusting rod	cad	26.00 ☼
" R13435-36C	Adjusting rod	chrome	27.50 ☼
E. R13436-36	Rod & bracket stud	cad	20.00 ☼
" R13436-36C	Rod & bracket stud	chrome	24.00 ☼
F. 13437-33	Spring washer	park	14.00 ☼
" R13437-33	Spring washer	park	7.00 ☼
G. R13438-36	Washer	park	3.00 ☼
" R13438-36C	Washer	chrome	3.50 ☼
H. 13440-33N	Adjusting wheel	green	33.00 ☼
" R13440-33	Adjusting wheel	bare	16.00 ☼
" R13440-33C	Adjusting wheel	chrome	23.00 ☼
I. 13442-33	Spring clip	park	18.00 ☼
" R13442-33	Spring clip	park	9.00 ☼
J. 13444-33	Wheel collar	park	13.00 ☼
" R13444-33P	Wheel collar	park	7.00 ☼
" R13444-33	Wheel collar	cad	7.00 ☼
" R13444-33C	Wheel collar	chrome	7.50 ☼
K. R13454-33	Rubber bushing		7.50 ☼
L. R13456-36	Side plate	chrome	38.00 ☼
M. 13457-36	Side plate stud	park	15.00 ☼
" R13457-36	Side plate stud	park	13.00 ☼
N. R4703-38A	Clamp, wire	park	4.00 ☼
O. R13457-40P	Washer	park	1.00 ☼
" R13457-40cad	Washer	cad	1.10 ☼
" R13457-40C	Washer	chrome	2.50 ☼
P. R13458-36P	Washer	park	1.00 ☼
" R13458-36cad	Washer	cad	1.10 ☼
" R13458-36C	Washer	chrome	1.40 ☼
S. 0129	Nut	park	1.50 ☼
" R0129P	Nut	park	1.15 ☼
" R0129	Nut	cad	1.25 ☼
" R0129C	Nut	chrome	1.40 ☼
R. R0261P	Lockwasher	park	0.20 ☼
" R0261	Lockwasher	zinc	0.20 ☼
" R0261C	Lockwasher	chrome	0.30 ☼



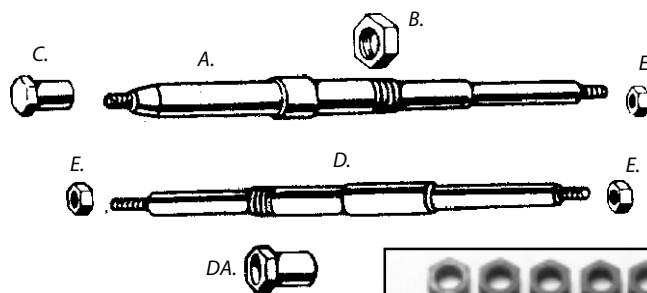
Shock absorber parts '46-'57

S. R14002-45	Rubber bushing		5.50 ☼
T. R14003-45	Upper stud	park	14.50 ☼
U. R14004-45	Lower stud	park	23.00 ☼
V. R14005-45	Shoulder bolt, lower stud	park	16.00 ☼
W. R14006-45	Washer	park	2.50 ☼
X. R14006-46	Washer, notched	park	2.50 ☼
Y. R0127P	Nut, upper and lower stud	park	1.20 ☼
" R0127	Nut, upper and lower stud	cad	1.30 ☼
" R0127C	Nut, upper and lower stud	chrome	0.85 ☼
R. R0261P	Lockwasher	park	0.20 ☼
" R0261	Lockwasher	zinc	0.20 ☼
" R0261C	Lockwasher	chrome	0.30 ☼
Z. R0224P	Washer	park	0.50 ☼
" R0224	Washer	cad	0.50 ☼
" R0224C	Washer	chrome	0.70 ☼
N. R4703-38A	Clamp, wire	park	4.00 ☼


Footboards

Footboard Rods

A.	R2928-38	Front rod	park	'38-'63	29.00
"	R2928-38i	Front rod	black	'38-'63	25.00
B.	2932-14	Nut, front rod, large	park	'29-'73	6.00 ☼
C.	2932-38	Nut, front rod, left	park	'38-'73	5.00 ☼
D.	2929-32	Rear rod	park	'32-'52	40.00 ☼
"	R2929-32i	Rear rod	black	'32-'52	25.00
DA.	2932-32	Nut, rear rod	park	'32-'73	8.00 ☼
E.	0129	Nut, footboard rod	park		1.50 ☼
"	R0129P	Nut, footboard rod	park		1.15 ☼
"	R0129	Nut, footboard rod	cad		1.25 ☼
"	R0129C	Nut, footboard rod	chrome		1.40 ☼




C9802-14





Footboard Rod Mounting Kits

C9802-14	Footboard rod nut kit	park	30.00 ☼
C9801-14	Footboard rod nut kit	cad	31.00 ☼
C9800-14	Footboard rod nut kit	chrome	39.00 ☼



Footboards '29-'39

F.	R2938-14	Set footboards, bare (without mats)	110.00 ☼
"	R2938-14B	Set footboards, black (without mats)	130.00 ☼
H.	R2941-14	Set of footboard mat rivets (28)	6.95 ☼
"	R2941-42M	Set of footboard mat rivets, shorter (28)	7.95 ☼




Footboards '40-'65

I.	R2938-40	Set footboards (no logo)	black	n.a.
"	R2938-40C	Set footboards (no logo)	chrome	37.00

(Above footboard sets include black footboard mats)


"	R2938-40M	Set footboards, black/steel plates	n.a.	
"	R2938-40MC	Set footboards, chrome/ chrome plates	n.a.	
"	R2940-40C	Set steel plates	chrome	21.00
H.	R2941-14	Set of mat rivets (28) long, use with mats	6.95 ☼	
"	R2941-42M	Set of mat rivets (28) short, use with plates	7.95 ☼	



C9906-14

'66-'73 models

K.	R50614-66	Set footboard mats	black	'66-'73	11.00
"	50616-66	Set footboard mats	white	'66-'73	25.00 ☼


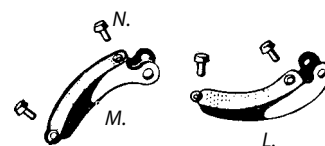


Footboard Mounting

L.	2944-40	Hinge, repair	rf, lr	'40-'65	14.00 ☼
M.	2944-40A	Hinge, repair	lf, rr	'40-'65	19.00 ☼
N.	2945-14	Rivet, footboard hinge		'14-'65	1.00 ☼

O.	2949-35	Stud	right front	'40-'73	10.00 ☼
"	R2949-35P	Stud	right front	'40-'73	8.50 ☼
P.	2950-35	Stud	left front	'35-'73	10.00 ☼
"	R2950-35P	Stud	left front	'35-'73	8.50 ☼
Q.	R2951-24P	Stud	left rear	'30-'73	8.50 ☼
R.	R2951-35P	Stud	right rear	'35-'52	8.50 ☼
	C2579-18	Set footboard studs	park	'35-'52	39.50
	R2949-35kit	Set footboard studs	zinc	'35-'52	18.00

S.	2952-35	Spacer, for use without	front safety guard	2.50 ☼
T.	R0225P	Washer, heavy	park	0.50 ☼
U.	0129	Nut	park	1.50 ☼
"	R0129P	Nut	park	1.15 ☼
"	R0129	Nut	cad	1.25 ☼
"	R0129C	Nut	chrome	1.40 ☼
V.	R0261P	Lockwasher	park	0.20 ☼
"	R0261	Lockwasher	zinc	0.20 ☼
"	R0261C	Lockwasher	chrome	0.30 ☼
	C9906-14	Footboard stud mtg. kit	park	6.00 ☼



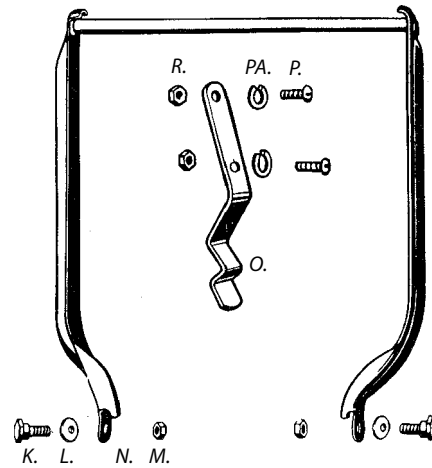
C8773-12

Hinge Bolts, to mount footboards to studs

	R2954-14	Bolt, slotted head	park	'29-'41	2.75 ☼
W.	2954-42	Bolt, hex head	park	'42-'73	5.00 ☼
"	R2954-42P	Bolt, hex head	park	'42-'73	2.50 ☼
"	R2954-42	Bolt, hex head	cad	'42-'73	2.65 ☼
"	R2954-42C	Bolt, hex head	chrome	'42-'73	3.00 ☼
X.	0108	Nut	park		1.50 ☼
"	R0108P	Nut	park		0.90 ☼
"	R0108M	Nut	cad		0.95 ☼
Y.	R0256P	Lockwasher	park		0.20 ☼
"	R0256	Lockwasher	zinc		0.20 ☼
	C9886-12	Hinge bolt kit	park	'29-'41	12.75 ☼
	C9685-12	Hinge bolt kit	park	'42-'73	13.00 ☼
	C8773-12	Hinge bolt kit	cad	'42-'73	13.50 ☼

Rear Stand

R3060-36	Shoulder bolt	park	'37-'38	8.00 ☼
K. 3060-38	Shoulder bolt	park	'39-'57	11.00 ☼
" R3060-38P	Shoulder bolt	park	'39-'57	8.00 ☼
" R3060-38	Shoulder bolt	cad	'39-'57	8.00 ☼
" R3060-38C	Shoulder bolt	chrome	'39-'57	9.00 ☼
L. R3063-38P	Washer, bolt	park	'39-'57	1.30 ☼
" R3063-38	Washer, bolt	cad	'39-'57	1.30 ☼
" R3063-38C	Washer, bolt	chrome	'39-'57	1.50 ☼
M. 0129	Nut	park		1.50 ☼
" R0129P	Nut	park		1.15 ☼
" R0129	Nut	cad		1.25 ☼
" R0129C	Nut	chrome		1.40 ☼
N. R0261P	Lockwasher	park		0.20 ☼
" R0261	Lockwasher	zinc		0.20 ☼
" R0261C	Lockwasher	chrome		0.30 ☼



Rear Stand Catch

O. 3067-36A	Catch, stand	park	'37-'52	n.a. ☼
" 3067-42	Catch, stand	park	Military	12.00 ☼
P. R051P	Screw	park		1.15 ☼
" R051	Screw	cad		1.20 ☼
" R051C	Screw	chrome		2.10 ☼
PA. R0256P	Lockwasher	park		0.20 ☼
" R0256	Lockwasher	zinc		0.20 ☼
" R0256C	Lockwasher	chrome		0.30 ☼
R. 0108	Nut	park		1.50 ☼
" R0108P	Nut	park		0.90 ☼
" R0108M	Nut	cad		0.95 ☼
" R0108C	Nut	chrome		0.70 ☼



C8015-4cad

Rear Stand Mounting Kit

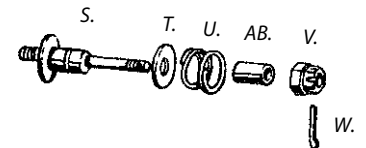
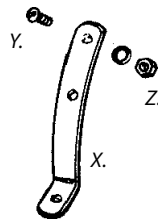
Kits include 2 shoulder bolts, special washers and nuts.

C8841-10	Mounting kit	park	'36-'38	15.50 ☼
C8015-4park	Mounting kit	park	'39-'52	19.00 ☼
C8015-4cad	Mounting kit	cad	'39-'52	19.50 ☼
C9616-4	Mounting kit	chrome	'39-'52	22.00 ☼

Front Stand Parts

Forks with outside rockers only: '42-'43 WLC and '41-'57 Servi-car

S. 2640-31E	Rocker stud	park		10.00 ☼
" 2640-31Ecad	Rocker stud	cad		10.00 ☼
T. R0223P	Washer	park		0.90 ☼
" R0223	Washer	cad		0.90 ☼
" R0223C	Washer	chrome		1.20 ☼
U. R3061-24P	Spring	park		1.75 ☼
AB. R3011-30	Bushing/spacer	park		2.50 ☼
V. R0128P	Castle nut	park		1.60 ☼
" R0128	Castle nut	cad		1.70 ☼
" R0128C	Castle nut	chrome		1.85 ☼
W. R0291P	Cotter pin	park		0.15 ☼
" R0291	Cotter pin	zinc		0.15 ☼



X. R3006-36	Catch	park		10.00 ☼
Y. R042P	Screw	park		0.50 ☼
" R042	Screw	cad		0.55 ☼
" R042C	Screw	chrome		0.70 ☼
R0205P	Washer	park		0.30 ☼
R0255P	Lockwasher	park		0.20 ☼
Z. R0106P	Nut	park		0.40 ☼
" R0106Z	Nut	zinc		0.30 ☼




Рис. 1. Вид мотоцикла с коляской и задним седлом М-72


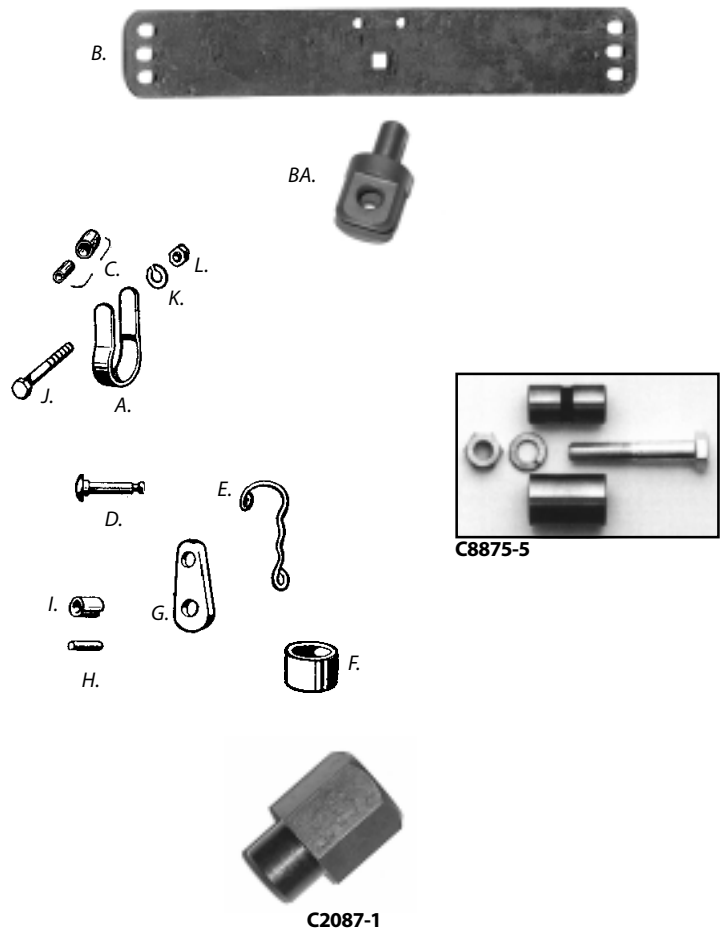


R13999-X	Registration certificate holder	20.00
-----------------	---------------------------------	-------

Early accessory item made by Superior

Seat Parts

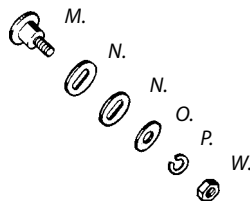
A.	3101-26	Bracket, seat bar	'29-'73	n.a.
B.	3103-41N	Plate, seat T (short T-bar)	Military	n.a.
	0319	Rivet, plate		n.a.
BA.	R3104-41	Clevis, seat T (short T-bar)	Military	11.00
C.	R3110-37	Bushing set	'37-'73	12.50
	C9676-5	Bushing and bolt set park	'37-'73	31.00 *
	C8875-5	Bushing and bolt set cad	'37-'73	32.00 *
	R0340	Grease nipple Nickle	'29-'37	3.00 *
	R0344P	Grease nipple park	'38-'73	1.90 *
	R0344	Grease nipple zinc	'38-'73	1.90 *
	R0344C	Grease nipple chrome	'38-'73	2.00 *
	3111-12	Pin, cotter pin type park	'12-'73	1.50 *
	3111-12.10pack	10 Pins, cotter pin type		10.00 *
D.	3111-29	Pin, seat bar clevis park	'29-'73	7.00 *
"	R3111-29	Pin, seat bar clevis park	'29-'73	2.00
"	R3111-29.10pack	10 Pins, seat bar clevis		15.00
E.	R3112-29	Spring, standard T	'29-'73	4.75
"	3112-42	Spring, short T-bar	WLA/WLC	5.00 *
F.	3113-29	Bushing, seat post (in frame)	'29-'73	7.00 *
"	3113-29.4pack	Bushings, seat post (in frame)	'29-'73	22.00 *
	C2087-1	Seat post bushing installer		14.25 *
G.	3117-29	Link, plunger repair	'29-'73	n.a.
H.	3118-29	Rivet, plinger link	'29-'73	5.00 *
I.	3119-13	Bushing, plunger link	'29-'73	6.00 *
J.	R068PS	Bolt, bracket plain head park		2.10 *
"	R068P	Bolt, bracket "1038 cp" park		2.10 *
"	R068	Bolt, bracket "1038 cp" cad		2.25 *
"	R068C	Bolt, bracket chrome		1.50 *
K.	R0259P	Lockwasher park		0.20 *
"	R0259	Lockwasher zinc		0.20 *
"	R0259C	Lockwasher chrome		0.30 *
L.	R0117P	Nut park		0.95 *
"	R0117M	Nut cad		1.00 *
"	R0117C	Nut chrome		0.75 *



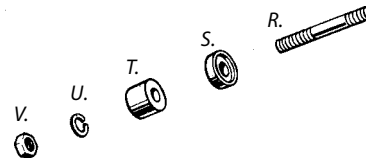
C2087-1

Solo Seat Mounting

M.	3187-34	Bolt, front park	5.00 *
"	R3187-34	Bolt, front cad	8.00 *
N.	3189-34	Washer, curved park	4.00 *
"	R3189-34P	Washer, curved park	2.50 *
"	R3189-34	Washer, curved cad	2.50 *
O.	R0225P	Washer, heavy park	0.50 *
P.	R0261P	Lockwasher park	0.20 *
"	R0261	Lockwasher zinc	0.20 *
W.	0129	Nut park	1.50 *
"	R0129P	Nut park	1.15 *
"	R0129	Nut cad	1.25 *



R.	3205-34	Stud park	5.00 *
"	R3205-34	Stud park	3.25 *
S.	R3209-31P	Spacer 1/4" park	2.50 *
"	R3209-31	Spacer 1/4" cad	2.50 *
T.	R3209-38P	Spacer 1/2" park	2.00 *
"	R3209-38	Spacer 1/2" cad	2.00 *
U.	R0259P	Lockwasher park	0.20 *
"	R0259	Lockwasher zinc	0.20 *
"	R0259C	Lockwasher chrome	0.30 *
V.	R0117P	Nut park	0.95 *
"	R0117M	Nut cad	1.00 *
"	R0117C	Nut chrome	0.75 *




Solo Seat Mounting Kit

Includes bolts and washers, rear studs with spacers, etc. (as pictured)

C9696-18	parkerized kit	32.00 *
C8873-18	cad plated kit	32.50 *



C8873-18



Seat Post Springs and Parts

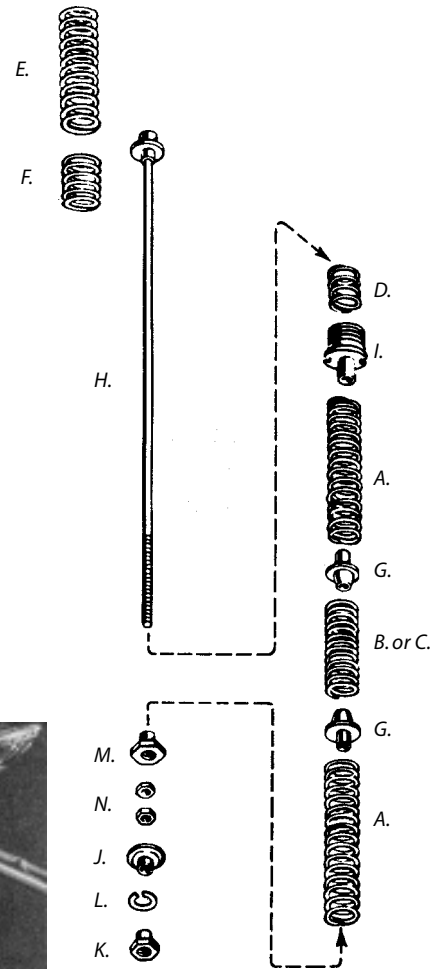
A. R3128-31	Spring, cushion	5-1/8"	12.00
B. 3129-31	Spring, cushion	2-13/16"	5.00 ☉
C. R3129-31C	Spring, extra heavy	3-3/16"	11.00
" R3129-31A	Spring, extra heavy, with collar guides		18.00
D. R3133-30	Spring, recoil	1"	3.50
E. R3135-30	Spring, auxiliary	2-15/16"	4.00
F. R186-10	Spring, auxiliary	2-7/16"	5.00

Note: auxiliary springs fit in plunger above rod.

G. R3138-31	Collar guide, standard springs		4.50 ☉
" R3138-29A	Collar guide, heavy springs		4.50 ☉

H. 3137-41M	Rod, 14 3/4" / 37,5 cm	early WLA/WLC	15.00 ☉
" R3137-30	Rod, 15 3/4" / 40 cm	standard length	30.00 ☉
" R3137-30S	Rod, 16 3/4" / 42,5 cm	extra long	31.00 ☉

I. 3141-29	Nut, plunger lock		18.00 ☉
J. 3143-25	Nut, seat post rod		3.50 ☉
K. 3144-25	Nut, rod lock	park	5.00 ☉
L. R0269P	Lockwasher	park	0.85 ☉
M. 3147-29A	Nut, spring adjusting		3.50 ☉
N. 0129	Nut, lock	park	1.50 ☉
" R0129P	Nut, lock	park	1.15 ☉



	UNDER 130 LB RIDER	90 TO 150 LB RIDER	150 TO 220 LB RIDER Standard	OVER 220 LB RIDER heavy
	3135-30	3135-30	3135-30	3135-30
	3133-30	3133-30	186-10	186-10
	3133-30	3133-30	3133-30	3133-30
	ADJUST LENGTH 12 INCHES	ADJUST LENGTH 12 INCHES	ADJUST LENGTH 12 INCHES FOR 150 TO 180 LB RIDER (3121-36) ADJUST LENGTH 11 1/2 INCHES FOR 150 TO 220 LB RIDER (3123-36A)	ADJUST LENGTH 11 1/2 INCHES
	3128-31	3128-31	3128-31	3128-31
	186-10	3129-31	3129-31	3129-31A
	18-92E	18-92E	18-92E	3128-31

Seat Post Spring Sets

Seat post spring sets are available standard or extra heavy, depending on weight of rider, see chart. Each set also includes two spring guides, except set **3128-29**, which includes only one (as original).

Standard spring sets

3128-29 Lower springs only	(3)	32.00 ☉
R3128-31A Complete set	(6)	37.00
R3128-31A.5pack	5 Sets	155.00

Extra heavy spring sets

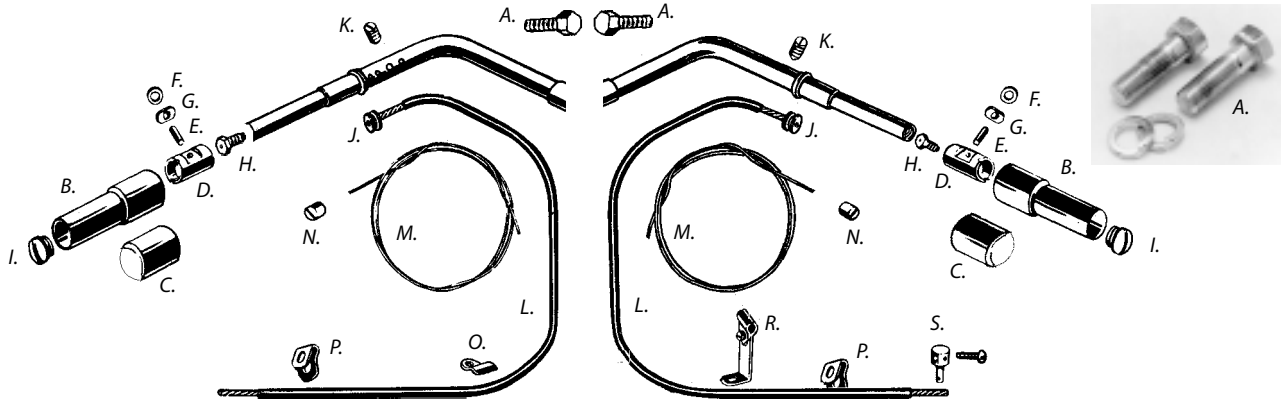
R3128-29A Lower springs only	(3)	33.00
R3128-31B Complete set	(6)	45.00
R3128-31B.5pack	5 Sets	185.00

Special spring set

R3128-42 Complete set	(5)	32.00
------------------------------	-----	-------

Use on military models with short T-bar.

Handlebar Parts



	R2655-37P	Bolt, triple clamp	park '37-'39	4.00	✪
A.	R6033-30P	Bolt "1035 cp"	park '40-'57	4.10	✪
"	R6033-30	Bolt "1035 cp"	cad '40-'57	4.10	✪
"	R6033-30C	Bolt	chrome '40-'57	5.50	✪
"	C2992-4	Pair of machined bolts	park '40-'57	8.50	✪
	R3310-35B	Pair of handlebar grips	black	8.00	
	R3310-35W	Pair of handlebar grips	white	9.00	
B.	R3312-35	Spiral, handlebar	bare '35-'48		
"	R3312-35C	Spiral, handlebar	chrome '35-'48		
"	R3312-35A	Spiral, left hand throttle	bare '35-'48		
"	R3312-35AC	Spiral, left hand throttle	chrome '35-'48		
C.	R3314-35C	Replacement sleeve	chrome		
D.	R3316-31	Plunger	'31-'39	16.00	✪
"	R3316-36	Plunger	'40-'48	16.00	✪
E.	305-15	Plunger pin	'31-'48	1.50	✪
F.	R3320-10	Roller, plain	'11-'73	2.00	✪
G.	R3321-31	Roller, block	'31-'48	2.50	✪
H.	R3322-31	Screw, wire fastening	'31-'48	2.50	✪
	C8923-8	Handlebar roller & pin kit	'31-'48	18.00	✪

I.	R3330-31	End nut (screw) 13/16"-24	'31-'39	7.50	✪
"	R3330-36	End nut (screw) 57/64"-24	'40-'48	7.00	✪
J.	R3332-36	Plug, control coil	'40-'48	4.00	✪
K.	R3333-31	Screw, control coil plug	'31-'48	1.00	✪

Handlebar Control Cables

Includes plug and inner cable


L.	R3334-32	plastic covered	130 cm	'37-'48	27.00	✪
"	R3334-39	cotton braided	130 cm	'37-'48	n.a.	
M.	R3326-09	Inner cable	150 cm	'29-'48	4.50	✪
N.	R3324-09	End, control cable		'29-'48	1.00	✪

Timer cable clamps

O.	3344-26	Clamp, frame head	park	'29-'63	7.00	✪
"	R3344-26	Clamp, frame head	park	'29-'63	6.00	✪
"	R3344-26C	Clamp, frame head	chrome	'29-'63	7.50	✪
	R035	Screw, frame head	cad	'29-'63	0.55	✪
P.	R4162-30	Clamp, cylinder base	park	'37-'63	5.00	✪

Throttle cable clamps



	R3345-26	Clamp, frame head	park	'29-'41	6.00	✪
	R3345-26C	Clamp, frame head	chrome	'29-'41	7.50	✪
	R035	Screw, frame head	cad	'29-'41	0.55	✪
S.	R3370-36P	Connection	park	'37-'65	5.50	
"	C2664-5	Connection, oversize for worn levers			12.00	✪
R.	R3371-37	Bracket, head stud	park		14.50	✪
				('37-'46 iron heads only)		
P.	R4162-30	Clamp, tank bolt	park		5.00	✪
				('47-'52 iron heads and all aluminum heads)		



C8923-8

Standard spiral.
Pushes cable on right side, pulls on left side.

Left hand throttle spiral.
Pushes cable on left side, pulls on right side.



R4702-36A 25.00 ✪
Wiring for both switches
(included in the wiring kits)

For '49-up handlebar parts see Panhead catalog.

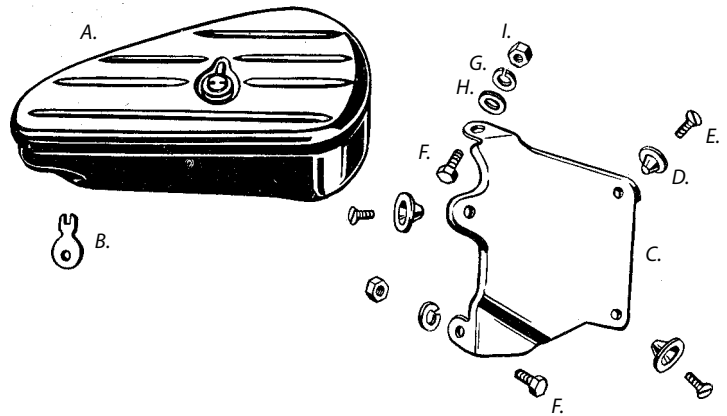
C2552-2	Pair of cable clamps (throttle and timer)	10.00	✪
	Use with '49 and later (thinner) cables		

Tool Box

A.	R3452-40	Tool box , with keys	black	'41-'52	55.00
"	R3452-40C	Tool box , with keys	chrome	'41-'52	50.00
B.	3464-26	Key, tool box		'29-'52	8.00 ☉

Mounting Parts

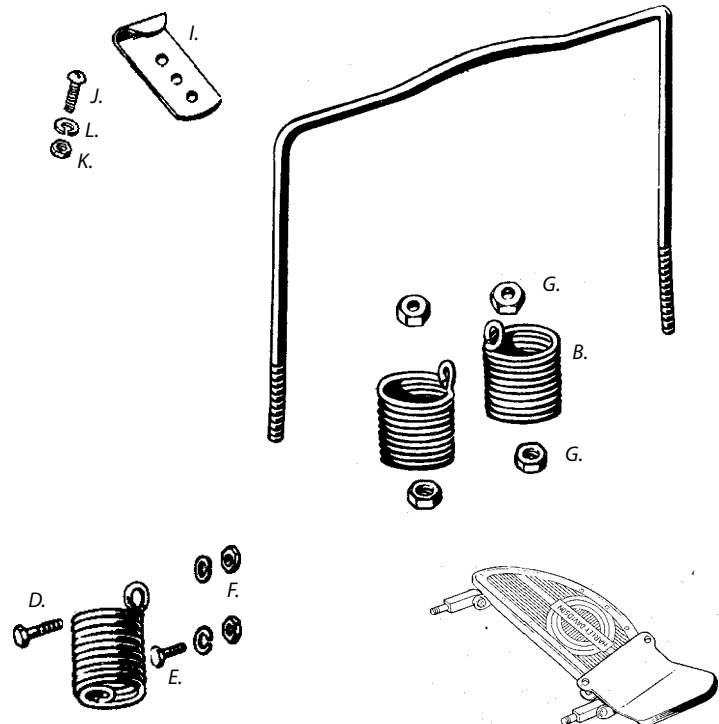
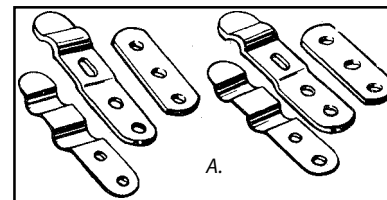
C.	R3467-41	Bracket, tool box	black	'41-'52	26.00
D.	R3478-35P	Washer, screw	park	'35-'52	2.00 ☉
"	R3478-35	Washer, screw	cad	'35-'52	2.00 ☉
E.	R3805-30AP	Screw, tool box	park	'41-'52	4.00 ☉
"	R3805-30A	Screw, tool box	cad	'41-'52	4.00 ☉
F.	R064P	Bolt "1038 cp"	park		1.45 ☉
"	R064PS	Bolt	park		1.45 ☉
"	R064	Bolt	cad		1.50 ☉
"	R064C	Bolt	chrome		1.70 ☉
G.	R0259P	Lockwasher	park		0.20 ☉
"	R0259	Lockwasher	zinc		0.20 ☉
"	R0259C	Lockwasher	chrome		0.30 ☉



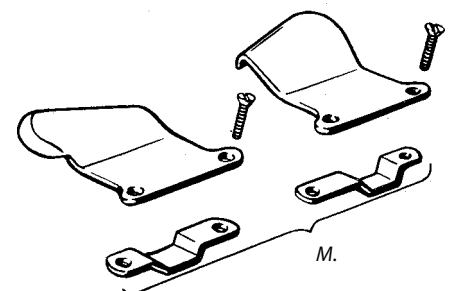

H.	R0214P	Washer	park		0.40 ☉
"	R0214	Washer	cad		0.40 ☉
"	R0214C	Washer	chrome		0.40 ☉
I.	R0117P	Nut	park		0.95 ☉
"	R0117M	Nut	cad		1.00 ☉
"	R0117C	Nut	chrome		0.75 ☉

Buddy Seat Parts

A.	R11240-41B	Set clips, with bolts		'33-'52	42.00
	13314-33	Bolt, clip 1-3/8"	park	'33-'52	6.00 ☉
	13316-33	Bolt, clip 7/8"	park	'33-'52	6.00 ☉
B.	13322-33N	Spring	green	'33-'52	20.00 ☉
"	R13322-33C	Spring	chrome	'33-'52	n.a.
D.	13328-41	Auxiliary spring bolt	park	'41-'52	8.00 ☉
E.	R066P	Bolt	park	'41-'52	1.75 ☉
F.	R0117A	Nut, spring bolt	park	'35-'52	1.15 ☉
G.	2641-30	Nut, spring yoke	park	'33-'52	2.00 ☉
"	2641-30C	Nut, spring yoke	chrome	'33-'52	3.00 ☉
I.	R13340-41	Hook, spring yoke	black	'41-'52	15.00 ☉
J.	R051P	Screw	park		1.15 ☉
"	R051	Screw	cad		1.20 ☉
"	R051C	Screw	chrome		2.10 ☉
K.	0108	Nut	park		1.50 ☉
"	R0108P	Nut	park		0.90 ☉
"	R0108M	Nut	cad		0.95 ☉
"	R0108C	Nut	chrome		0.70 ☉
L.	R0256P	Lockwasher	park		0.20 ☉
"	R0256	Lockwasher	zinc		0.20 ☉
"	R0256C	Lockwasher	chrome		0.30 ☉



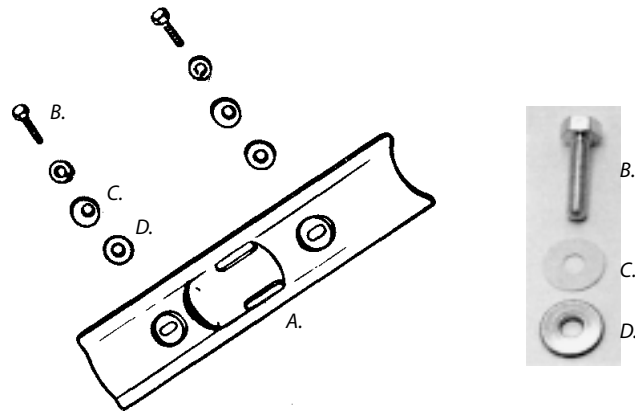
M.	R13344-33	Set footboard extensions	park		83.00 ☉
"	R13344-33C	Set footboard extensions	chrome		106.00 ☉
N.	R11241-29	Set footrests	zinc		29.00
"	R11241-29P	Set footrests	park		30.00



Tank Parts

Tank Top Strip

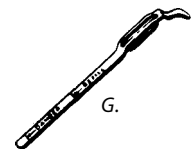
A.	R3502-37BN	Filler strip, tank top	green	'37-'73	27.00
"	R3502-37BC	Filler strip, tank top	chrome	'37-'73	33.00
B.	R3532-18P	Screw		7/32"-32 park	3.50 ✖
"	3532-18	Screw		7/32"-32 cad	5.00 ✖
"	R3532-18	Screw		7/32"-32 cad	3.50 ✖
"	R3532-18C	Screw		7/32"-32 chrome	n.a. ✖
"	R3532-18NI	Screw		7/32"-32 Nickle	3.50 ✖
"	3532-18S	Screw, oversize		1/4"-32 park	4.00 ✖
"	R3532-18SP	Screw, oversize		1/4"-28 park	3.50 ✖
"	R3532-18S	Screw, oversize		1/4"-28 cad	3.50 ✖
"	R3532-18SC	Screw, oversize		1/4"-28 chrome	3.50 ✖
"	R3532-18SNI	Screw, oversize		1/4"-28 Nickle	3.50 ✖
C.	R3533-18P	Washer, tank top screw		park	1.60 ✖
"	R3533-18	Washer, tank top screw		cad	1.60 ✖
"	R3533-18C	Washer, tank top screw		chrome	2.25 ✖
"	R3533-18NI	Washer, tank top screw		Nickle	1.60 ✖
"	R3533-18SP	Washer, oversize screw		park	1.60 ✖
"	R3533-18S	Washer, oversize screw		cad	1.60 ✖
"	R3533-18SC	Washer, oversize screw		chrome	2.25 ✖
"	R3533-18SNI	Washer, oversize screw		Nickle	1.60 ✖
D.	3534-34	Paper washer, tank top screw			1.50 ✖
"	R3534-34	Paper washer, tank top screw			0.40 ✖



tap160-001	Tap, standard screw	7/32"-32	n.a.
M1423T	Tap, oversize screw	1/4"-28	n.a.
tap160-003	Tap, oversize screw	1/4"-32	10.00

Drain Plug

E.	R2326-38P	Drain plug		5/8"-18 park	6.00 ✖
"	R2326-38	Drain plug		5/8"-18 cad	6.00 ✖
"	R2326-38C	Drain plug		5/8"-18 chrome	8.50 ✖
F.	R2326-38MAGP	Drain plug with magnet		park	16.00
"	R2326-38MAG	Drain plug with magnet		cad	16.00
"	R2326-38MAGC	Drain plug with magnet		chrome	18.00
	R3504-38C	Gasket, drain plug		copper	0.55 ✖



G.	R3505-37	Rod, oil tank gauge		'37-'73	8.00
----	-----------------	---------------------	--	---------	------

Oil Tank Caps

	3507-37N	Cap, oil tank		green	23.00 ✖
				(original oil tank cap, paint can be damaged)	
	R3507-37decal	"OIL" decal		self-adhesive	2.40

Civilian models oil tank, military models oil tank and oil cap.



Gas Tank Caps

H.	R3507-36C	Gas tank cap		chrome	n.a.
		Low model tank cap, includes rubber gasket.			
I.	R3507-43C	Gas tank cap		chrome	15.00
		High model tank cap, has medium high and finer than original knurling at edge, includes rubber gasket.			



Capcover-65	Tank cap cover	chrome	9.00
	fits over all '36-'72 tank caps (approx. 65 mm I.D.)		




Tank Mounting Hardware

K.	R3529-37PS	Bolt		park	2.50 ✖
"	R3529-37P	Bolt	"1038 cp"	park	2.50 ✖
"	R3529-37	Bolt	"1038 cp"	cad	2.60 ✖
"	R3529-37C	Bolt		chrome	3.00 ✖
L.	R0117P	Nut		park	0.95 ✖
"	R0117M	Nut		cad	1.00 ✖
"	R0117C	Nut		chrome	0.75 ✖
M.	R0214P	Washer		park	0.40 ✖
"	R0214	Washer		cad	0.40 ✖
"	R0214C	Washer		chrome	0.40 ✖
N.	R0259P	Lockwasher		park	0.20 ✖
"	R0259	Lockwasher		zinc	0.20 ✖
"	R0259C	Lockwasher		chrome	0.30 ✖

Tank Mounting Kits

Exact replacement hardware to mount tanks to frame.					
	C3039-12	Mounting kit	plain heads	park	11.00 ✖
	C9896-12	Mounting kit	"1038 cp"	park	11.00 ✖
	C9895-12	Mounting kit	"1038 cp"	cad	11.25 ✖
	C9894-12	Mounting kit		chrome	13.00 ✖



C9896-12

Tank Emblems

A.	R3531-40M	Caution plate	brass	WLA models	15.00
AB.	R3531-42M	Caution plate	brass	WLA models	15.00
AC.	R3531-44M	Caution plate	brass	WLA models	16.50
B.	R3531-42A	Caution plate	brass	WLC models	n.a.
BB.	R3531-43A	Caution plate	brass	WLC models	15.00
"	R3531-43AS	Caution plate	steel	WLC models	15.00



A.



AB.



AC.

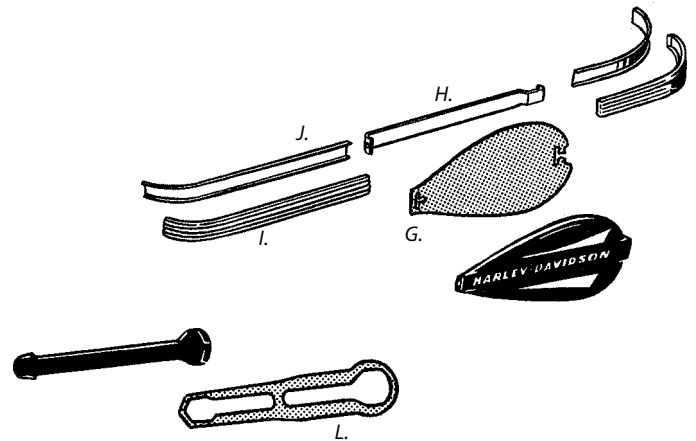


B.



BB.

G.	R3507-41	Gaskets (2)	paper	'40-'46	7.75 ☼
H.	R3508-40A	Mounting brackets		'40-'46	12.00 ☼
I.	R3514-41A	Strips	(4)	'41-'46	33.00 ☼
"	61798-41T	Strips	(4)	'41-'46	38.00
J.	R3514-41BC	Brackets	(4)	'41-'46	27.00 ☼
"	R3514-41D	Strips & brackets	(8)	'41-'46	55.00 ☼
L.	R3507-47C	Gaskets (2)	paper	'47-'50	7.75 ☼



U.

Oil Lines

Oil Lines

A.	R3571-37A	Feed line	cad	'37-'73	30.00	✳
B.	R3571-37C	Return line	cad	'37 only	43.00	✳
"	R3571-38D	Return line	cad	'38-'73	30.00	✳
C.	R3572-37A	Vent line	cad	'37-'73	30.00	✳
	R3571-WLset	Set of three lines		'38-'73	42.00	
	R3571-37AC	Feed line	chrome	'37-'73	32.00	✳
	R3571-38DC	Return line	chrome	'38-'73	32.00	✳
	R3572-37AC	Vent line	chrome	'37-'73	32.00	✳
D.	3575-41A	Pipe, rear chain oiler (includes 3580-41B)	military		25.00	✳
E.	3580-41	Clip, rear chain oiler pipe	military		n.a.	✳
EA.	3580-41B	Clip, rear chain oiler pipe	military		n.a.	✳
F.	R3574-37A	Oil pressure indicator pipe Connection to gauge must be made after fitting on bike.		1937-only	44.00	✳

Oil Line Parts

Feed and Return Lines.

G.	R3577-15P	Nipple, oil tank	park		4.00	✳
"	R3577-15	Nipple, oil tank	cad		4.00	✳
"	R3577-15C	Nipple, oil tank	chrome		5.00	✳
"	63533-15	Nipple, oil tank	zinc		9.00	✳
GA.	R3581-15	Flare nut	cad		5.50	✳
GB.	C2735-1	Nipple, for 3/8" hose	cad		3.75	✳
"	C2070-1	Nipple, for 3/8" hose	chrome		4.00	✳
H.	R3583-15	Cap, oil line nipple	cad		1.75	✳

(use on oil pumps and oil tank when lines are disconnected to prevent leakage or contamination during storage.)

Large Banjo : 3571-37C return line ('37 only)

I.	R3570-36A	Bolt, large banjo	cad		9.00	✳
J.	R3570-36B	Washer			1.50	✳

Following parts are used with vent lines.

K.	3572-36A	Nipple, vent line	cad		3.00	✳
L.	3572-36B	Bolt, oil tank	park		9.00	✳
"	R3572-36B	Bolt, oil tank	cad		5.25	✳
"	R3572-36BC	Bolt, oil tank	chrome		7.00	✳
M.	3572-36C	Washer, bolt	park		0.60	✳
"	R3572-36C	Washer, bolt	brass		0.50	✳
N.	R0140	Nut	cad		3.00	✳
O.	R3615-15	Nipple	cad		5.50	✳
P.	3615-36	Nipple, crankcase			12.00	✳
"	R3615-36P	Nipple, crankcase	park		7.50	✳
"	R3615-36	Nipple, crankcase	cad		7.50	✳
"	R3615-36C	Nipple, crankcase	chrome		8.75	✳

R3584-36 Ground wire tab, clamps on return line
For '37-'40 battery to ground wire.

Oil hose connectors

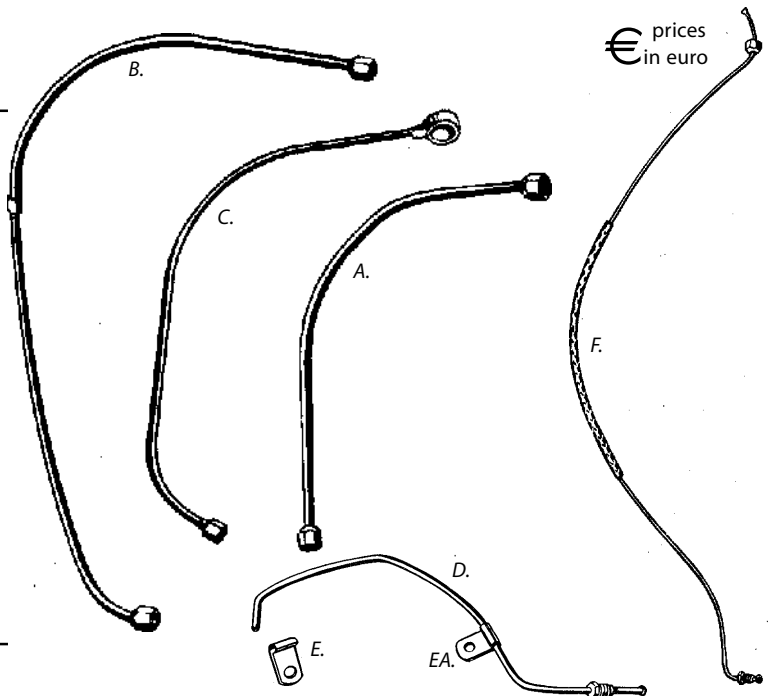
	R3587-15C	90 degree connector	chrome		18.00	✳
	R3588-15C	45 degree connector	chrome		18.00	✳
	R3589-15C	180 degree connector	chrome		17.00	✳

Flexible Fuel Hose Fittings



fits '40-'58 models

	R3612-40C	Fits : valve and filter		'40-'49	7.50	✳
	R3612-50C	Fits : valve and filter		'50-'58	7.50	✳
	C3339-1	Fits Linkert carburetor	cad	'33-'58	7.50	✳
	C7158-2	Fits Linkert carburetor	chrome	'33-'58	7.50	✳

(necessary when you don't use a petrol filter)



€ prices
in euro




Oil pump repair nipple
remove damaged nipple, drill 25/64"
and tap 7/16"-20.

R3586-15 zinc 10.75



R3584-36



R3587-15C


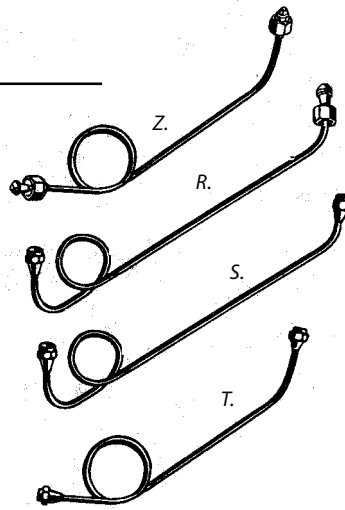
R3588-15C

R3589-15C

Petrol Lines

Petrol Lines

Z.	R3607-37A	Petrol line	'37-'38	31.00 ☉
R.	R3607-39A	Petrol line	'39 only	31.00 ☉
S.	R3607-40A	Petrol line	'40-'41	31.00 ☉
T.	R3607-41M	Petrol line	'42-'49	31.00 ☉
"	R3607-41MC	Petrol line	chrome '42-'49	32.00 ☉
	R62354-50	Petrol line	'50-'58	32.00 ☉
	R62354-50C	Petrol line	chrome '50-'58	33.00 ☉
U.	R0140	Nut only	'37-'39	3.00 ☉
V.	R3615-15	Nipple only	'37-'39	5.50 ☉
W.	R3612-39	Flare nut only	'39-'49	4.00 ☉
X.	R62361-50	Nut only	'50-'58	4.50 ☉
Y.	R62360-50	Rubber only	'50-'58	1.00 ☉



Petrol Filters



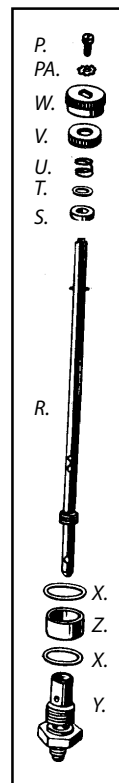
'32-'38				
A.	R3623-32	Petrol filter	Nickle with brass cap	75.00 ☉
		Complete filter includes screen, corks, and diamond style brass cap.		
B.	R3627-32	Screen, with corks		16.00 ☉
C.	C9730-3	Cap, diamond knurl style	brass	15.00 ☉
D.	3633-32	Washer, cork		2.00 ☉
E.	R3612-09	Nut, repair		5.00 ☉
F.	R3617-15	Nipple, repair		5.50 ☉
	C3334-1	Flex hose nipple, use on filter and valves		7.85 ☉

'39-'41				
G.	R3623-39	Petrol filter	cad plated	52.00 ☉
H.	C9731-3	Rebuild kit, incl. gaskets and screen		4.25 ☉
I.	3613-39	Gasket, filter screen		0.40 ☉
J.	R1285-33	Gasket, filter to carburetor		0.80 ☉

'42-'58				
K.	R3623-41M	Petrol filter	cad '42-'49	39.00
"	R3623-41MC	Petrol filter	chrome '42-'49	40.00
"	C9660-1	Petrol filter	Colony cad '42-'49	72.00 ☉
L.	C9662-1	Petrol filter	Colony cad '50-'58	72.00 ☉
	C2212-1	Petrol filter, use with neoprene fuel line		71.00 ☉
B.	R3627-32	Screen, with corks	'42-'58	16.00 ☉
M.	R3629-32	Cap	cad '42-'58	12.00 ☉
"	R3629-32C	Cap	chrome '42-'58	14.00 ☉
D.	3633-32	Washer, cork	'42-'58	2.00 ☉
"	R3633-32	Washer, cork	'42-'58	0.90 ☉
E.	R3612-09	Nut, repair		5.00 ☉
F.	R3617-15	Nipple, repair		5.50 ☉

Petrol Tank Valve

N.	R3641-40kit	Complete valve	chrome cap '40-'49	49.00
"	R3641-40kitP	Complete valve	park cap '40-'49	48.00
"	R3641-50kit	Complete valve	chrome cap '50-'58	50.00
O.	C7801-2	Extension knob	chrome '40-'58	11.00 ☉
P.	R018	Screw	cad '40-'58	0.50 ☉
"	R018C	Screw	chrome '40-'58	0.60 ☉
PA.	R0352	Lockwasher	zinc '40-'58	0.20 ☉
R.	R3633-40	Rod, adjusting	cad '40-'58	17.00
S.	R3634-40	Rubber seal	'40-'58	5.00 ☉
T.	R3635-40	Washer, rod	park '40-'58	1.00 ☉
U.	4764-26	Spring, rod	'40-'58	2.00 ☉
"	4764-26.10pack	10 Springs	'40-'58	15.00 ☉
V.	R3636-40P	Cap, on tank	park '40-'58	7.00 ☉
"	R3636-40	Cap, on tank	cad '40-'58	7.00 ☉
W.	R3637-40B	Knob, adjusting	black '40-'58	5.00
"	R3637-40P	Knob, adjusting	park '40-'58	9.00 ☉
"	R3637-40C	Knob, adjusting	chrome '40-'58	10.00 ☉
X.	R3638-40	Washer, nipple	brass '40-'58	1.70 ☉
Y.	R3639-40	Nipple, gas valve	cad '40-'49	18.00
"	R3639-50	Nipple, gas valve	cad '50-'58	18.00
Z.	R3640-40	Spacer, gas valve	cad '40-'58	2.00



M1124T	8-32 tap (018 screw)	4.50
tap160-004	3/4"-18 tap (thread in tank for nipple 3639-40)	n.a.



Rear Fender

Rear Fender Parts


	3741-34	Bracket, end brace		17.00	✳
	3746-29	Clip, left	park '29-'52	10.00	✳
B.	3746-36A	Clip, right	park '40-'52	14.00	✳
	3752-30	Pin, hinge	brass '30-'52	7.00	✳
	3752-30P	Pin, hinge	park '30-'52	6.00	✳
	R0308	Rivet	3/16" x 9/16" round head	0.35	✳ (braces to clips)
	0314	Rivet	3/16" x 3/8" truss head	1.00	✳ (fenders to braces)
	C2805-5	Brass hinge pin and rivets	'30-'41	9.25	✳
	C2806-5	Parkerized hinge pin w. rivets	'42-'52	7.25	✳



Mounting Hardware

Rear end carriage bolts

C.	R3743-23	Bolt, with nut	'29-'41	park	6.00	✳
D.	3743-42	Bolt, with nut	'42-'52	park	3.00	✳
"	R3743-42P	Bolt, with nut	'42-'52	park	2.25	✳
"	R3743-42	Bolt, with nut	'42-'52	cad	2.25	✳
"	R3743-42C	Bolt, with nut	'42-'52	chrome	2.50	✳



Rear fender to battery box and frame

E.	R6114-36P	Stud (with safety guard)	park	6.50	✳
"	R6114-36	Stud (with safety guard)	cad	6.50	✳
"	R6114-36C	Stud (with safety guard)	chrome	7.50	✳
F.	R3748-26P	Bolt (without safety guard)	park	2.00	✳
"	R3748-26	Bolt (without safety guard)	cad	2.00	✳
"	R3748-26C	Bolt (without safety guard)	chrome	2.50	✳

G.	R4417-29P	Screw plate, fender studs	park	5.75	✳
"	R4417-29	Screw plate, fender studs	cad	6.00	✳

Rear fender brace to frame

H.	R2823-26	Bolt, rear mudguard brace	park	7.00	✳
"	R2823-26P	Bolt kit, rear mudguard brace	park	4.00	✳
"	R2823-26	Bolt kit, rear mudguard brace	cad	4.00	✳
"	R2823-26C	Bolt kit, rear mudguard brace	chrome	5.00	✳

I.	R2820-42P	Stud (use with luggage carrier)	park	8.75	✳
----	------------------	---------------------------------	------	------	---



C9792-15



Rear Fender Mounting Kits

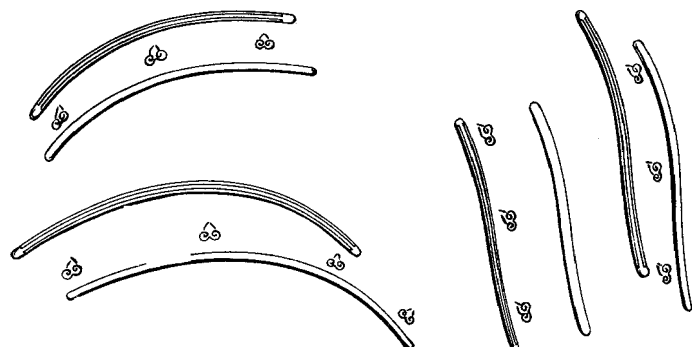
- Includes :
- 2 fender / battery box / safety guard mounting studs
 - 1 screw plate for mounting studs
 - 2 rear end screws with nuts and washers
 - 5 round head screws for stand catch and spring yoke hook
 - 2 fender brace to frame bolts with nuts and washers
 - 2 lower fender to battery box bolts with nuts and washers
 - 1 front lower fender to frame bolt with nuts and washers

C3042-15	Rear fender mounting kit	plain	park	42.50	✳
C9792-15	Rear fender mounting kit	"1038cp"	park	42.50	✳
C9791-15	Rear fender mounting kit		cad	43.50	✳
C9790-15	Rear fender mounting kit		chrome	56.00	✳

Fender Trim Kits

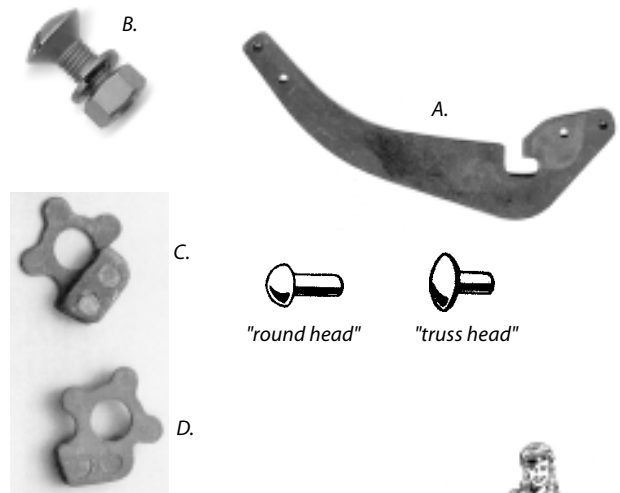
Stainless steel

R3716-39	Front fender (4 pcs) with clips	'39-'49	55.00	✳
R3716-39i	Front fender (4 pcs) with clips	'39-'49	30.00	✳
R3716-39i.5pack	5 Front fender sets	'39-'49	120.00	✳
R3717-39	Rear fender (4 pcs) with clips	'39-'49	55.00	✳
R3717-39i	Rear fender (4 pcs) with clips	'39-'49	30.00	✳
R3717-39i.5pack	5 Rear fender sets	'39-'49	120.00	✳
R7386-39	Servi-car rear fender, with clips	'39-'67	78.00	✳
R3765-39	Set clips, fender trim (26)	'39-'49	14.00	✳



Front Fender Mounting Parts

A.	3730-36	Clip, front brace	park	'40-'57	n.a.
	R0308	Rivet 3/16" x 9/16" round head			0.35 ☼
				(braces to clips)	
	0314	Rivet 3/16" x 3/8" truss head			1.00 ☼
				(fenders to braces)	
B.	R3749-30P	Screw, incl. nut	park	'30-'57	3.00 ☼
"	R3749-30	Screw, incl. nut	cad	'30-'57	3.00 ☼
"	R3749-30C	Screw, incl. nut	chrome	'30-'57	3.50 ☼
	R0259P	Lockwasher	park	'30-'57	0.20 ☼
	R0259	Lockwasher	zinc	'30-'57	0.20 ☼
	R0259C	Lockwasher	chrome	'30-'57	0.30 ☼
	R0117P	Nut	park	'30-'57	0.95 ☼
	R0117M	Nut	cad	'30-'57	1.00 ☼
	R0117C	Nut	chrome	'30-'57	0.75 ☼
C.	3732-34	Clip lock, left side	park	'40-'57	9.00 ☼
"	R3732-34	Clip lock, left side	park	'40-'57	5.50 ☼
D.	3732-34A	Clip lock, right side	park	'40-'57	9.00 ☼
"	R3732-34A	Clip lock, right side	park	'40-'57	5.50 ☼



Front Fender Mounting Kits



includes fender to fork screws and lower brace locks and nuts.



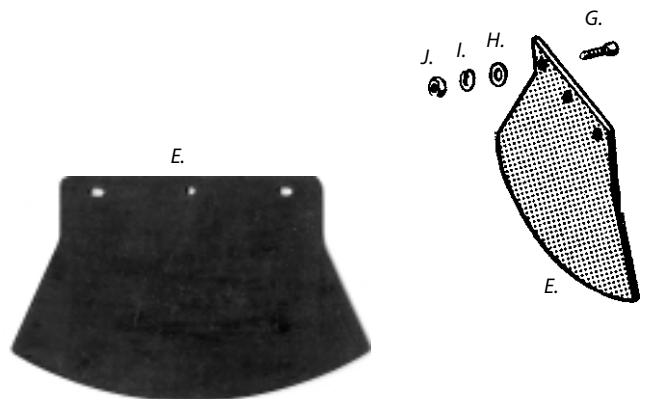
C9680-6	Front fender mounting kit	park	18.00 ☼
C8203-6	Front fender mounting kit	cad	18.00 ☼
C9742-6	Front fender mounting kit	chrome	21.00 ☼
C8009-2	Pair of locks only	park	11.00 ☼

Fender lamp wire kit

Steel tube, clamps, nuts, connectors, wire and loom. This kit will secure wire to fender as original.

C9786-11	Fender lamp wire kit	'34-'47	26.00 ☼
-----------------	----------------------	---------	---------

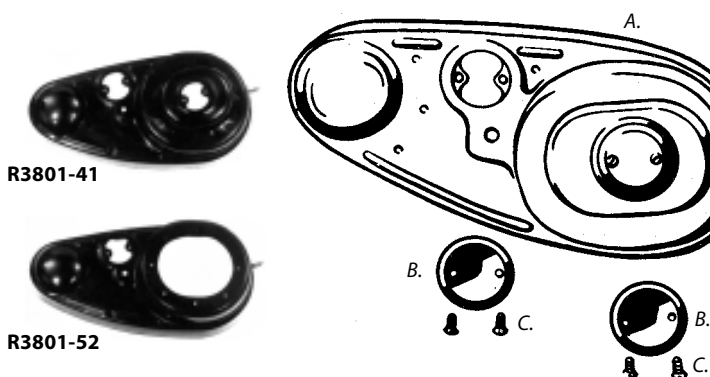
E.	R3757-26	Mudflap black reinforced rubber		21.00 ☼
		Includes parkerized mounting hardware.		
G.	R033P	Screw	park	0.50 ☼
"	R033	Screw	cad	0.55 ☼
"	R033C	Screw	chrome	0.70 ☼
H.	R0205P	Washer	park	0.30 ☼
I.	R0254P	Lockwasher	park	0.20 ☼
"	R0254	Lockwasher	zinc	0.20 ☼
"	R0254C	Lockwasher	chrome	0.30 ☼
J.	R0104P	Nut	park	0.40 ☼
"	R0104Z	Nut	zinc	0.40 ☼
"	R0104C	Nut	chrome	0.50 ☼



Chainguards

Front Chainguards

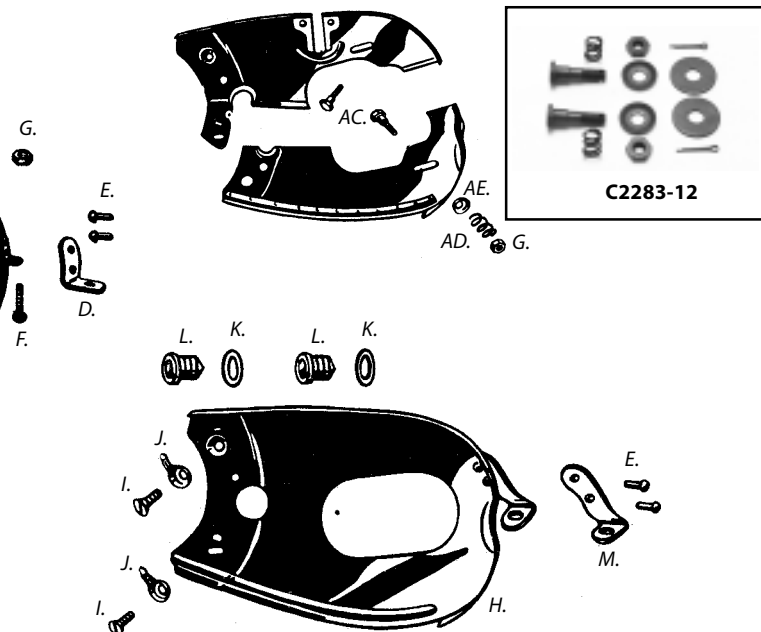
Outer covers are '41-'63 model, will also fit '32-'40.



R3801-41

R3801-52

A.	R3801-32	Front chainguard with covers	black	n.a.
"	R3801-32C	Front chainguard with covers	chrome	n.a.
"	R3801-41	Chainguard, without covers	black	n.a.
"	R3801-41C	Chainguard, without covers	chrome	n.a.
	R3801-52	Chainguard w. large clutch hole	black	n.a.
	R3801-52C	Chainguard w. large clutch hole	chrome	n.a.
	R3810-36	Large clutch cover	black	n.a.
	R3810-36C	Large clutch cover	chrome	14.00 ✖
	R3810-36C.bird	Large clutch cover, bird style	chrome	19.00 ✖
	R3810-36A	Gasket, large clutch cover	cork	3.00 ✖
B.	R3811-29	Cover, inspection	black	'30-'73 n.a.
"	R3811-29C	Cover, inspection	chrome	'30-'73 8.00
C.	R048AP	Screw, inspection cover	park	0.75 ✖
"	R048A	Screw, inspection cover	cad	0.80 ✖
"	R048AC	Screw, inspection cover	chrome	1.00 ✖
"	2265W	Screw, inspection cover	zinc	1.00 ✖
D.	3807-26	Bracket, rear		'29-'73 2.50 ✖
E.	0306	Rivet	park	'29-'73 0.50 ✖
F.	R3813-41P	Screw	park	3.00 ✖
	R3814-29	Spring		0.65 ✖
G.	R0107P	Nut	park	0.90 ✖

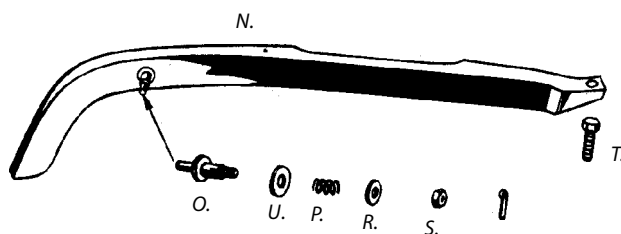


AC.	C2283-12	Bolt, spring, nut kit (2)	park	'29-'40 15.50 ✖
AD.	3814-29	Spring, bolt		'29-'40 3.00 ✖
"	R3814-29	Spring, bolt	park	'29-'40 0.65 ✖
AE.	3815-29	Spring washer	park	'29-'40 3.00 ✖
H.	R3804-41	Guard, inside	black	'41-'63 n.a.
"	R3804-41C	Guard, inside	chrome	'41-'63 n.a.
I.	R3805-30AP	Screw, guard	park	'32-'64 4.00 ✖
"	R3805-30A	Screw, guard	cad	'32-'64 4.00 ✖
J.	R3805-30B	Lock, screw	park	'37-'64 3.75 ✖
"	R3805-30Bzinc	Lock, screw	zinc	'37-'64 1.70 ✖
K.	3805-32D	Washer, plug		'39-'73 1.00 ✖
L.	3805-39	Plug, screw		'39-'73 7.00 ✖
	C3111-2	Tool for installing/removal plug		14.50 ✖
M.	3806-41	Bracket, rear		'41-'73 5.00 ✖
E.	0306	Rivet		'29-'73 0.50 ✖

Rear Chain Guard

Complete chainguards include stud with washers, spring and nut.

	R3818-32	Chainguard, Servi-car	black	'32-'37 95.00 ✖
N.	R3818-36	Chainguard	bare	'36-'52 68.00 ✖
"	R3818-36B	Chainguard	black	'36-'52 85.00 ✖
"	R3818-36C	Chainguard	chrome	'36-'52 85.00 ✖
O.	3828-36	Stud	bare	7.00 ✖
P.	R524-25	Spring	bare	1.20
U.	R0224P	Washer	park	0.50 ✖
"	R0224	Washer	cad	0.50 ✖
"	R0224C	Washer	chrome	0.70 ✖
R.	R0208P	Washer	park	0.30 ✖
"	R0208Z	Washer	zinc	0.30 ✖
"	R0208C	Washer	chrome	0.40 ✖
S.	0108	Nut	park	1.50 ✖
"	R0108P	Nut	park	0.90 ✖
"	R0108M	Nut	cad	0.95 ✖
"	R0108C	Nut	chrome	0.70 ✖
T.	061	Bolt	"1035 cp"	park 2.50 ✖
"	R061PS	Bolt	plain	park 1.30 ✖
"	R061P	Bolt	"1038 cp"	park 1.30 ✖
"	R061	Bolt	"1038 cp"	cad 1.35 ✖
"	R061C	Bolt	chrome	1.40 ✖

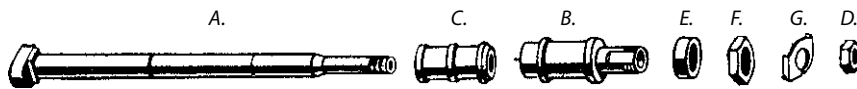


Rear Chainguard Mounting Kits

Include washers, nut, bolt and spring.

C9746-7	Chainguard mounting kit plain head	park	5.75 ✖
C9746-7	Chainguard mounting kit "1038cp"	park	5.75 ✖
C9745-7	Chainguard mounting kit	cad	5.75 ✖
C9744-7	Chainguard mounting kit	chrome	7.00 ✖


prices
in euro €



Axles

Rear Axle

A.	R3995-41	Axle, rear	park	'41-'52	23.00
B.	R4004-41	Axle sleeve		'41-'52	24.00 ☉
C.	R4007-38	Spacer	park	'38-'52	9.00
"	R4007-38C	Spacer	chrome	'38-'52	10.00
D.	R2634-30AP	Nut, axle	park	'32-'52	2.00 ☉
"	R2634-30A	Nut, axle	cad	'32-'52	2.00 ☉
"	R2634-30AC	Nut, axle	chrome	'32-'52	2.75 ☉
"	R2634-30AZ	Nut, axle, self-locking	zinc	'32-'52	1.95 ☉
E.	R4001-35P	Spacer	park	'35-'52	5.00 ☉
"	R4001-35	Spacer	cad	'35-'52	5.00 ☉
"	R4001-35C	Spacer	chrome	'35-'52	7.00 ☉
F.	R4005-35P	Nut, sleeve	park	'35-'52	11.00 ☉
"	R4005-35	Nut, sleeve	cad	'35-'52	11.00 ☉
"	R4005-35C	Nut, sleeve	chrome	'35-'52	12.75 ☉
G.	R4006-35P	Lockwasher	park	'35-'52	5.50 ☉
"	R4006-35	Lockwasher	cad	'35-'52	5.50 ☉
"	R4006-35C	Lockwasher	chrome	'35-'52	6.50 ☉



C8832-4

Hardware Kits

Nut and lock kits include axle nut, axle sleeve nut, spacer and washer.

C9688-4	Nut and lock kit	park	22.50 ☉
C8833-4	Nut and lock kit	cad	22.50 ☉
C8832-4	Nut and lock kit	chrome	29.00 ☉

11814-35 Axle sleeve nut wrench 10.00 ☉



H.



I.


Rear Axle Adjusting Screws (chain adjusters)

H.	R2827-30P	Solo models	park	'30-'52	6.25 ☉
"	R2827-30	Solo models	cad	'30-'52	6.25 ☉
"	R2827-30C	Solo models	chrome	'30-'52	7.00 ☉
I.	R2827-32P	Servi-cars	park	'32-'73	9.50 ☉
"	R2827-32	Servi-cars	cad	'32-'73	10.00 ☉
"	R2827-32C	Servi-cars	chrome	'32-'73	12.00 ☉

Front Axle

all 750cc models except WLC military models and '41-up Servi-cars.

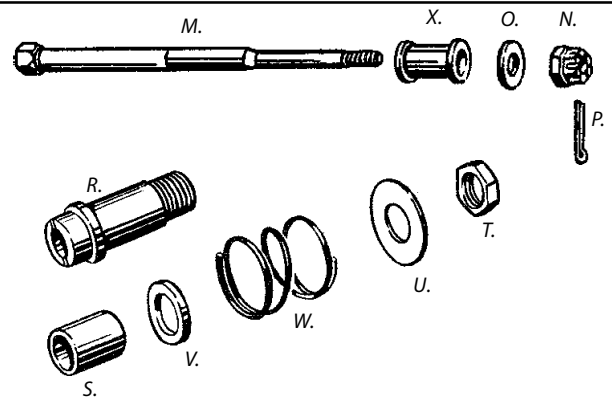
J.	R3910-30A	Front axle only		'30-'52	23.00 ☉
	R3910-30P	Front axle with park nuts		'37-'52	26.00 ☉
	R3910-30	Front axle with cad nuts		'37-'52	27.00 ☉
	R3910-30C	Front axle with chrome nuts		'37-'52	28.00 ☉
K.	3910-37	Nut, axle	park	'37-'52	3.00 ☉
"	R3910-37P	Nut, axle	park	'37-'52	2.75 ☉
"	R3910-37	Nut, axle	cad	'37-'52	2.75 ☉
"	R3910-37C	Nut, axle	chrome	'37-'52	3.50 ☉
L.	R0292P	Cotter pin	park		0.15 ☉
"	R0292	Cotter pin	zinc		0.15 ☉



Front Axle

WLC military models and '41-'57 Servi-cars.

M.	R4176-36	Front axle	black		n.a.
N.	R4178-30P	Axle nut, flanged	park	'41	8.00 ☉
"	R4178-30C	Axle nut, flanged	chrome	'41	9.00 ☉
"	R4178-42P	Axle nut	park	'42-'73	5.00 ☉
"	R4178-42	Axle nut	cad	'42-'73	6.00 ☉
"	R4178-42C	Axle nut	chrome	'42-'73	7.50 ☉
O.	R13458-36P	Washer	park	'42-'73	1.00 ☉
"	R13458-36cad	Washer	cad	'42-'73	1.10 ☉
"	R13458-36C	Washer	chrome	'42-'73	1.40 ☉
P.	R0292P	Cotter pin	park		0.15 ☉
"	R0292	Cotter pin	zinc		0.15 ☉
X.	R4180-36	Spacer, axle	park		14.50
"	R4180-36C	Spacer, axle	chrome		19.50 ☉
R.	R4182-36	Axle sleeve			33.00 ☉
S.	R4116-36	Bushing, side cover			8.00
T.	R4184-30P	Nut, sleeve	park		6.00 ☉
"	R4184-30	Nut, sleeve	cad		6.50 ☉
"	R4184-30C	Nut, sleeve	chrome		8.00 ☉
U.	4109-36	Washer	plain		15.00 ☉
"	R4109-36	Washer	cad		5.50 ☉
V.	R4109-36A	Seal	cork		2.00 ☉
W.	4109-36B	Spring	black		9.00 ☉
"	R4109-36B	Spring	black		5.00 ☉
	C8617-4	Front brake seal set			12.00 ☉



C8617-4



C8163-3

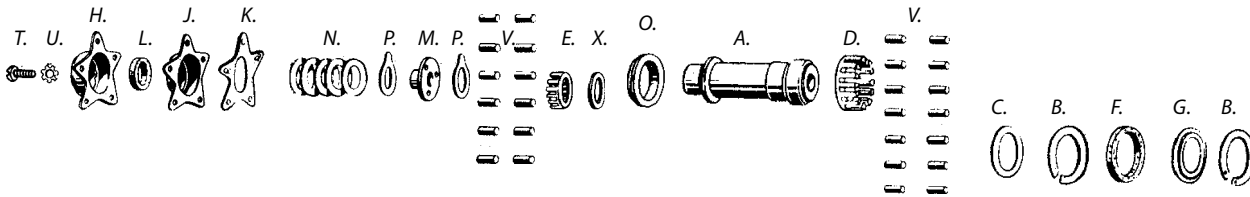
Front axle nut kits

C9406-3	Front axle nut kit	'41	park	17.50 ☉
C9405-3	Front axle nut kit	'41	chrome	24.00 ☉
C2816-3	Front axle nut kit	'42-up	park	12.50 ☉
C8163-3	Front axle nut kit	'42-up	cad	13.00 ☉
C8162-3	Front axle nut kit	'42-up	chrome	17.00 ☉

Wheel Parts

Rear Wheel Hub

also front wheel WLC military and '41-'66 Servi-car.



A.	R3963-35i	Bearing sleeve		18.00
"	R3963-35i.10pack	10 Bearing sleeves		130.00
B.	R3965-35	Ring, lock retaining		1.70
C.	3966-39	Washer, brake thrust		3.50 ☼
"	R3966-39	Washer, brake thrust		2.25 ☼
D.	3967-35	Retainer, roller	large	18.00 ☼
"	R3967-35	Retainer, roller	large	14.00
E.	417-30	Retainer, roller	small	n.a.
F.	3968-35	Washer, sprocket side	cork	1.50 ☼
"	R3968-35	Washer, sprocket side	cork James	3.00 ☼
G.	3970-35	Retainer, cork washer		2.50 ☼
H.	3972-35	Cover, outer bearing	park	17.00 ☼
J.	3974-35	Cover, inner bearing		n.a.
K.	3975-35	Gasket, inner cover		1.50 ☼
L.	3976-35	Washer, small	cork	1.50 ☼
"	R3976-35	Washer, small	cork James	3.00 ☼
M.	R3978-35	Sleeve, thrust bearing		19.00
N.	R3980-35.002	Shim, thrust adjusting	.002"	0.40 ☼
"	R3980-35.002.10pack	10 Shims	.002"	3.00 ☼
"	R3980-35.007	Shim, thrust adjusting	.007"	0.50 ☼
"	R3980-35.007.10pack	10 Shims	.007"	4.00 ☼
O.	3981-39	Thrust collar(pressed in hub)		9.00 ☼
P.	3982-35	Washer, thick thrust		8.00 ☼
"	R3982-35	Washer, thick thrust		3.50 ☼
"	R3982-35.10pack	10 Washers, thick thrust		28.00 ☼
X.	R3982-39	Washer, hub sleeve thrust		2.50 ☼
R.	R0340	Grease nipple	'35-'37 Nickle	3.00 ☼
"	R0344	Grease nipple	'38-up zinc	1.90 ☼
"	R0344C	Grease nipple	'38-up chrome	2.00 ☼

Cover Screws

T.	050	Screw, outer cover	park	2.00 ☼
"	R050P	Screw, outer cover	park	1.10 ☼
"	R050	Screw, outer cover	cad	1.15 ☼
"	R050C	Screw, outer cover	chrome	1.30 ☼
U.	R0363P	Lockwasher	park	0.30 ☼
"	R0363	Lockwasher	zinc	0.20 ☼

Kits include 5 screws with lockwashers.

C9670-10	Kit	slotted heads	park	6.50 ☼
C8201-10	Kit	slotted heads	cad	6.50 ☼
C8200-10	Kit	slotted heads	chrome	9.00 ☼
C7144-5	Kit	acorn heads	chrome	15.00 ☼
C8451-5	Kit	cap heads	chrome	15.00 ☼

Bearing Rollers

Rollers are sold each or in 100 packs.

V.	R2289-25	Roller, standard	0.2498" x .490"	0.50 ☼
"	R9219	Roller, oversize	+.0001"	0.50 ☼
"	R2289-25D	Roller, oversize	+.0002"	0.50 ☼
"	R9218	Roller, oversize	+.0003"	0.50 ☼
"	R2289-25F	Roller, oversize	+.0004"	0.50 ☼
"	R9217	Roller, oversize	+.0005"	0.50 ☼
"	R2289-25H	Roller, oversize	+.0006"	0.50 ☼
"	R2289-25KA	Roller, oversize	+.0008"	0.50 ☼
"	R2289-25MA	Roller, oversize	+.0010"	0.50 ☼
"	R2289-25MA2	Roller, oversize	+.0020"	0.50 ☼

Front Wheel Hub

All 750cc models except WLC military models and '41-up Servi-cars.

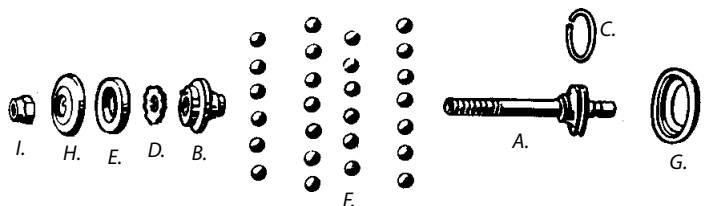
Note: Late '43 a felt oil seal was added to the front wheel bearing, therefore a different cone and cone lock nut were provided.

Cone, seal, cover and nut must be used together to fit earlier models.

A.	3921-30	Sleeve, front axle		n.a.
B.	3923-30	Cone, models without oil seal		55.00 ☼
"	3923-44	Cone, models with oil seal 3928-44		n.a.
C.	3925-30	Spring ring		3.00 ☼
D.	3926-30	Lockwasher	park	3.00 ☼
"	3926-44	Lock, retainer, and nut	park '44-up	21.00 ☼
E.	3928-44	Oil seal	felt	3.00 ☼
F.	R0282	Bearing ball	5/16"	0.20
"	R0282.26	Set balls (26)	5/16"	5.00
G.	3932-30	Dirt guard		12.00 ☼
H.	3928-44A	Retainer, oil seal	park	15.00 ☼
"	R3928-44AP	Retainer, oil seal	park	11.00 ☼
"	R3928-44A	Retainer, oil seal	cad	11.00 ☼
"	R3928-44AC	Retainer, oil seal	chrome	14.00 ☼
I.	3929-44	Cone nut	park	6.00 ☼
"	R3929-44P	Cone nut	park	7.00 ☼
"	R3929-44	Cone nut	cad	7.00 ☼
"	R3929-44C	Cone nut	chrome	9.00 ☼

Note: these nuts are for use with oil seal and retainer, 16.75mm wide.

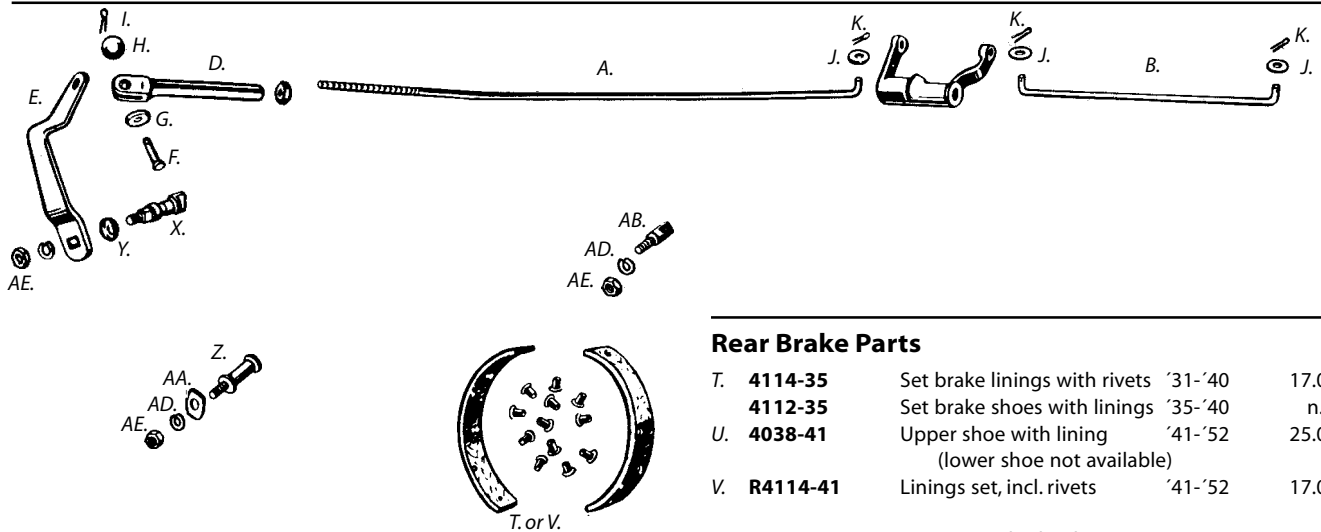
C9743-2	Retainer with nut kit	park	15.50 ☼
C9303-2	Retainer with nut kit	cad	16.00 ☼
C9302-2	Retainer with nut kit	chrome	19.50 ☼



C9302-2



J.	3935-30	Flange, right side	'30-'52	40.00 ☼
	R0308	Rivet	'30-'52	0.35 ☼



Rear Brake Rods and Parts

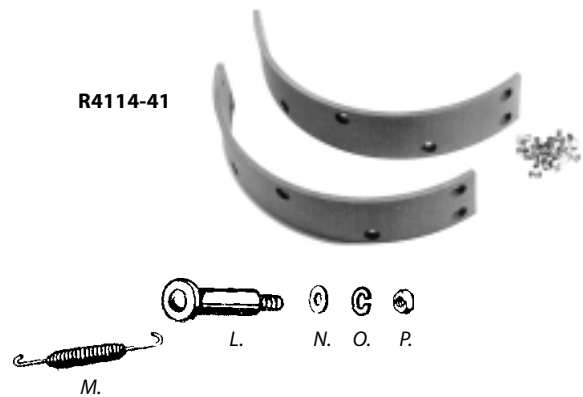
A.	R4065-35P	Rear brake rod	park	'35-'52	27.00	⊗
"	R4065-35C	Rear brake rod	chrome	'35-'52	28.00	⊗
B.	R4073-39P	Front brake rod	park	'39-'52	27.00	⊗
"	R4073-39CAD	Front brake rod	cad	'39-'52	27.00	⊗
"	R4073-39C	Front brake rod	chrome	'39-'52	28.00	⊗
D.	R4067-30	Clevis, long	park	'35-'52	21.00	⊗
"	R4067-30C	Clevis, long	chrome	'35-'52	23.00	⊗
Above "long" clevises are exact replacement parts						
"	R4067-51C	Clevis, short (10 cm)	chrome	'35-'52	10.00	
E.	4056-41	Lever, operating	park	'41-'52		⊗
F.	2423-30	Clevis pin	park		1.00	⊗
G.	R8045-36F	Special spring washer			1.10	⊗
H.	0207	Washer	park		1.00	⊗
I.	R0290	Cotter pin	zinc		0.15	⊗
"	R0290P	Cotter pin	park		0.15	⊗
J.	R0212P	Washer	park		0.40	⊗
"	R0212C	Washer	chrome		0.45	⊗
K.	R0291P	Cotter pin	park		0.15	⊗
"	R0291	Cotter pin	zinc		0.15	⊗

Rear Brake Parts

T.	4114-35	Set brake linings with rivets	'31-'40	17.00	⊗	
	4112-35	Set brake shoes with linings	'35-'40	n.a.		
U.	4038-41	Upper shoe with lining (lower shoe not available)	'41-'52	25.00	⊗	
V.	R4114-41	Linings set, incl. rivets	'41-'52	17.00		
W.	R4125-28A	Spring, rear brake shoe	'35-'52	3.00		
"	R4125-28A.10pack	10 Springs	'35-'52	25.00		
X.	4054-35	Shaft, brake operating	'35-'52	n.a.		
Y.	R4055-35	Spring washer	'35-'52	1.80		
Z.	R4118-35	Stud, pivot	park	'35-'40	15.50	⊗
"	4058-41	Stud, pivot		'41-'52	10.00	⊗
AA.	R4119-35	Plate, pivot stud	zinc	'35-'52	5.00	
AB.	R4037-35	Stud, anchor	park	'35-'52	3.50	⊗
AD.	R0261P	Lockwasher	park		0.20	⊗
"	R0261	Lockwasher	zinc		0.20	⊗
"	R0261C	Lockwasher	chrome		0.30	⊗
AE.	0129	Nut	park		1.50	⊗
"	R0129P	Nut	park		1.15	⊗
"	R0129	Nut	cad		1.25	⊗
"	R0129C	Nut	chrome		1.40	⊗
AF.	R0340	Alemite nipple	nickle	'35-'37	3.00	⊗
"	R0344P	Grease nipple	park	'38-'52	1.90	⊗
"	R0344	Grease nipple	zinc	'38-'52	1.90	⊗
"	R0344C	Grease nipple	chrome	'38-'52	2.00	⊗

L.	2960-36	Stud, footbrake lever		'39-'73	15.00	⊗
"	R2960-39os	Stud kit, oversize		'39-'73	26.00	⊗
M.	2964-35	Spring, brake lever	black	'35-'68	4.00	⊗
N.	R0231P	Washer	park		1.00	⊗
O.	R0265P	Lockwasher	park		0.55	⊗
"	R0265	Lockwasher	cad		0.60	⊗
"	R0265C	Lockwasher	chrome		0.75	⊗
P.	R0136P	Nut	park		1.30	⊗
"	R0136	Nut	cad		1.35	⊗
"	R0136C	Nut	chrome		1.40	⊗

R4114-41



Clutch/brake Pedal Pad

Set of 3, '36-'61 screw-on type.

R11791-45	Set of 3 pedal pads	black	17.00
R11791-45.5pack	5 Sets of 3 pedal pads	black	65.00

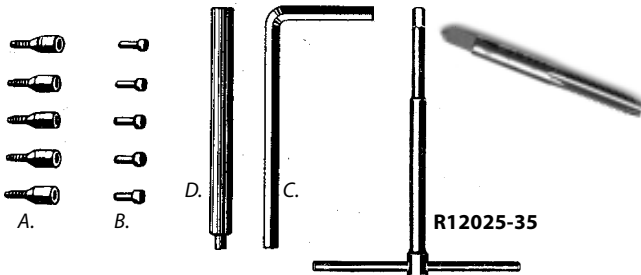
Slip-over pedal type, all models

R36954-62	Pedal pad (no inscription)	black	3.50
R36954-62.10pack	10 Pedal pads	black	28.00

Rear Brake

Wheel Bolts

A.	R4026-35	Wheel bolt	3/8" -20	park	2.00	⊕
"	R4026-35.10pack	10 Wheel bolts		park	16.50	⊕
"	R4026-35P	Wheel bolt Colony	3/8" -20	park	4.25	⊕
"	R4026-35C	Wheel bolt	3/8" -20	chrome	2.20	⊕
"	R4026-35C.10pack	10 Wheel bolts		chrome	18.00	⊕
"	R4026-35S	Oversize bolt Colony	7/16"-20	park	4.50	⊕
B.	4035-37	Dowel pin, brake drum	'35-'52		4.00	⊕
"	R4035-37	Dowel pin, brake drum	'35-'52		1.50	



Wheel Bolt Tools

C.	R11815-35	Wrench, wheel mounting bolt			11.00	
High quality wrench has longer short end for easier use on 16" wheels.						
D.	11817-40	Extension, wrench			7.00	⊕
	R12025-35	Shop wrench, wheel bolts			60.00	⊕
	tap160-807	Tap	3/8"-20 standard screws		10.00	
	M1440T	Tap	7/16"-20 oversize screws		7.00	⊕

H5540-6	Thread repair kit	3/8"-20	83.00	⊕
(includes tap, installation tool and 6 inserts)				
HR389-6	Set Heli-Coil® inserts only (6)		16.00	⊕
M6125D	Drill, use with kit	25/64"	n.a.	⊕

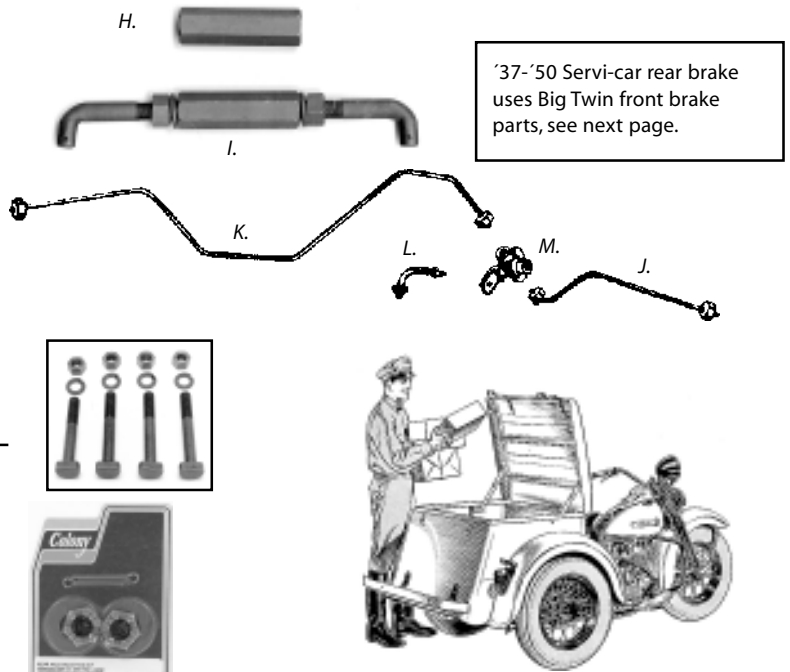
HeliCoil



Servi-car Rear Brake Parts

	R7238-37	Rear brake rod	park	'37-'38	36.00	⊕
	R7238-39	Rear brake rod	park	'39-'50	55.00	⊕
	R7238-39C	Rear brake rod	chrome	'39-'50	56.00	⊕
	R83697-51	Rear brake rod	park	'51-'73	38.00	⊕
	R83697-51C	Rear brake rod	chrome	'51-'73	39.50	⊕
	R7146-34	Truss rod		late '34-'40	30.00	⊕
	R7146-41	Truss rod		'41-'73	32.00	⊕
	R83050-51	Truss rod		'51-'73	31.50	⊕
H.	R7147-34	Truss rod coupling	park	'34-'50	20.00	⊕
I.	R7236-40	Brake coupling	park	'40-'50	49.50	⊕
J.	R83560-51	Brake tube, right		'51-'73	27.00	⊕
K.	R83562-51	Brake tube, left		'51-'73	27.00	⊕
L.	R83564-51	Brake tube, short		'51-'73	25.00	⊕

	C2092-12	Rear axle housing bolts		'32-'41	27.00	⊕
	C2093-12	Rear axle housing bolts		'42-'73	27.00	⊕
	C2431-9	Rear chainguard screws (9)		'51-'73	27.00	⊕
	C2366-6	Rear axle nuts and washers (2)	park		13.00	⊕
	7947W	Rear axle nut	zinc		5.00	⊕
	C2644-1	Wheel puller		'32-'50	57.75	⊕



Spokes and Nipples

	3943-36N	Spoke, rear wheel	park	18" wheel		
	R3947-29P	Nipple, rear wheel	park			
	R3947-29C	Nipple, rear wheel	chrome			
Note: above spokes and nipples are also used on WLC and '41-'72 Servi-car front wheels.						
	3943-30N	Spoke, front wheel	park	18" wheel	2.00	⊕
		(8-3/8")				
	3945-30	Spoke, front brake	cad	18" wheel	2.00	⊕
		(5-5/16")				
	3947-16	Nipple, front wheel	park	18" wheel	2.00	⊕

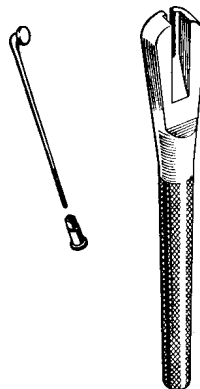
Spoke Sets

Interchangeable wheels

	R3943-40Achr	Set spokes and nipples	16" chrome	47.00
	3942-40A	Set spokes and nipples	18" park	n.a.
(the 18" wheel sets are original new spokes and reproduced nipples)				

Front wheels

	3942-40	Set spokes and nipples	18" park	n.a.
--	----------------	------------------------	----------	------



750cc Models '37-'73

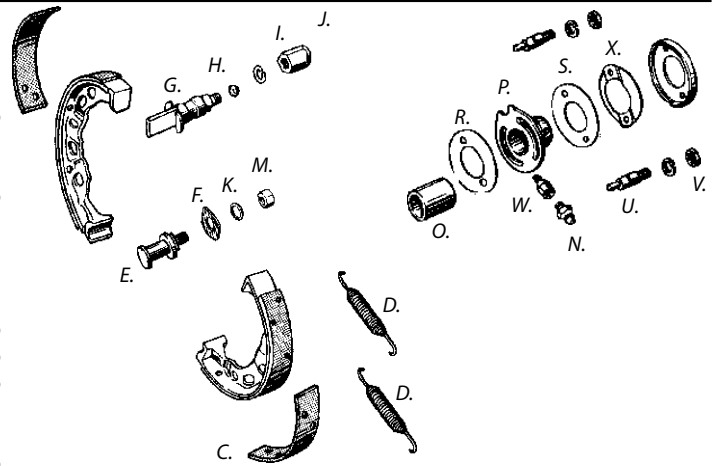
Solo	
W	Low compression
WL	Standard sport
WLA	Army
WLC	Canadian army
WLD	High compression sport
WLDD	High compression sport
WLDR	Competition special
WR	Factory racer
WS	Sidecar gearing
WLS	Sidecar gearing

Servi-car	
G	With tow bar
GA	Less tow bar
GD	Large box, less tow bar
GDT	Large box, with tow bar
GE	Electric start, less tow bar

Front Brake

All 750cc models except WLC models and '41-up Servi-cars.

	4112-35	Set brake shoes with linings		n.a.
C.	R4114-35	Set brake linings with rivets		17.00 ☼
D.	R4125-28A	Spring, brake shoe		3.00
"	R4125-28A.10pack	10 Brake shoe springs		25.00
E.	R4118-35	Stud, brake shoe pivot	park	15.50 ☼
F.	R4119-35	Plate, pivot stud	zinc	5.00
G.	4124-31	Stud, brake operating	park	n.a.
H.	R4055-35	Spring washer	copper	1.80
I.	R4124-38AP	Nut, with grease nipple	park	6.50 ☼
"	R4124-38A	Nut, with grease nipple	cad	7.00 ☼
"	R4124-38AC	Nut, with grease nipple	chrome	8.50 ☼
J.	R0347	Grease nipple, angle	zinc	2.00
K.	R0261P	Lockwasher	park	0.20 ☼
"	R0261	Lockwasher	zinc	0.20 ☼
"	R0261C	Lockwasher	chrome	0.30 ☼
M.	0129	Nut	park	1.50 ☼
"	R0129P	Nut	park	1.15 ☼
"	R0129	Nut	cad	1.25 ☼
"	R0129C	Nut	chrome	1.40 ☼
N.	R0340	Grease nipple '30-'37	Nickle	3.00 ☼
"	R0344	Grease nipple '38-up	zinc	1.90 ☼
"	R0344C	Grease nipple '38-up	chrome	2.00 ☼

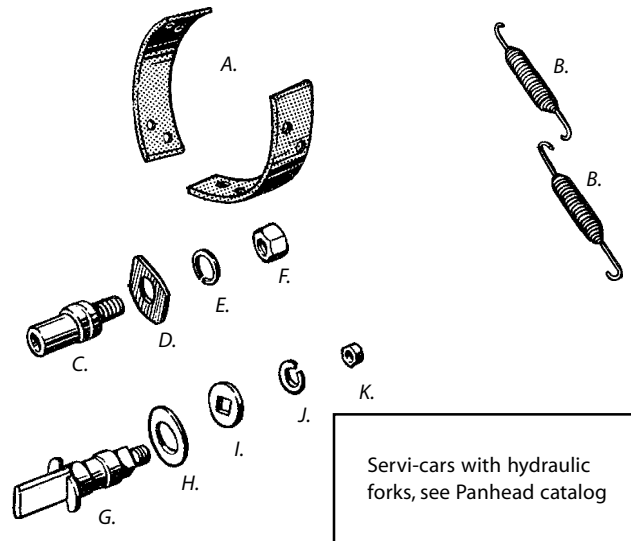


O.	R4116-30	Bushing, side cover		12.00
P.	R4117-30	Stabilizer	park	n.a.
X.	R4118-29	Washer, spring		5.00
R.	R4119-29	Washer, inner	brass	6.50
S.	R4120-29	Washer, outer	brass	6.50
U.	R4122-30	Stud, stabilizer	bare	3.00 ☼
V.	R0104P	Nut	park	0.40 ☼
"	R0104	Nut	cad	0.40 ☼
"	R0104C	Nut	chrome	0.50 ☼
W.	4140-29	Extension nipple	park	4.00 ☼
"	4140-29cad	Extension nipple	cad	6.00 ☼

Front Brake

WLC military models and 41-up Servi-cars.

A.	R4114-39	Set brake linings	'41-'57	17.00
B.	2964-35	Spring, brake shoe	black '41-'57	4.00 ☼
C.	4118-36	Pivot stud	park '41-'57	n.a.
D.	R4059-35P	Plate, pivot stud	park '41-'57	7.00
"	R4059-35	Plate, pivot stud	zinc '41-'57	5.00
E.	R0265P	Lockwasher	park '41-'71	0.55 ☼
"	R0265	Lockwasher	zinc '41-'71	0.60 ☼
"	R0265C	Lockwasher	chrome '41-'71	0.75 ☼
F.	R0133P	Nut	park '41-'71	1.30 ☼
"	R0133	Nut	cad '41-'71	1.35 ☼
"	R0133C	Nut	chrome '41-'71	1.50 ☼
G.	R4054-36	Operating shaft	zinc '41-'57	n.a.
H.	R4055-31	Spring washer	copper '41-'57	2.25
I.	R4124-36A	Washer	park '41-'57	n.a. ☼
K.	0129	Nut	park '41-'57	1.50 ☼
"	R0129P	Nut	park '41-'57	1.15 ☼
"	R0129	Nut	cad '41-'57	1.25 ☼
"	R0129C	Nut	chrome '41-'57	1.40 ☼




Servi-cars with hydraulic forks, see Panhead catalog

Brake Shackle

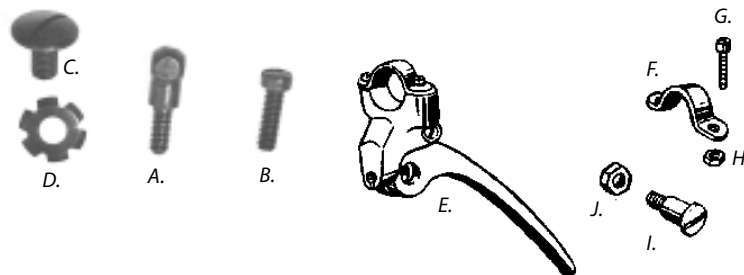
L.	R4124-38AP	Nut, with grease nipple	park	6.50 ☼
"	R4124-38A	Nut, with grease nipple	cad	7.00 ☼
"	R4124-38AC	Nut, with grease nipple	chrome	8.50 ☼
M.	R0344	Grease nipple	zinc	1.90 ☼
"	R0344C	Grease nipple	chrome	2.00 ☼
	R4132-30	Bushing	'30-'39	8.00
N.	4131-28	Bushing	'40-'57	7.00 ☼
	C2959-2	Bushing installation tool		20.00 ☼
	R4133-31	Stud, brake shackle	'31-'39 cad	30.50 ☼
O.	R4133-36type3	Stud, brake shackle	'40-'57 park	30.00 ☼
P.	R4133-40	Lockwasher	'40-'57 park	2.50 ☼
X.	4137-30	Stud, side cover (riveted to cover)		8.00 ☼

R.	R0223P	Washer	park	0.90 ☼
"	R0223	Washer	cad	0.90 ☼
"	R0223C	Washer	chrome	1.20 ☼
S.	R0261P	Lockwasher	park	0.20 ☼
"	R0261	Lockwasher	zinc	0.20 ☼
"	R0261C	Lockwasher	chrome	0.30 ☼
T.	0129	Nut	park	1.50 ☼
"	R0129P	Nut	park	1.15 ☼
"	R0129	Nut	cad	1.25 ☼
"	R0129C	Nut	chrome	1.40 ☼

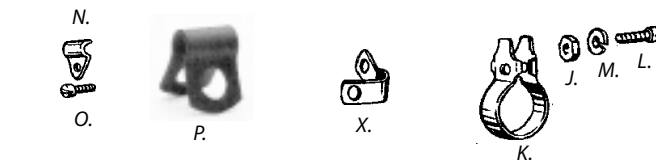


Front Brake

A.	4154-28	Screw, clamp	park	'28-'40	3.00	✱
B.	R033P	Screw, clamp	park	'28-'40	0.50	✱
Note: use one 4154-28 special screw and one 033 standard screw.						
C.	4156-28	Screw, hand lever	park	'28-'40	10.00	✱
D.	4157-28	Spring washer, screw		'28-'40	4.00	✱



E.	R4149-41	Brake lever	polished alu	'41-'64	20.00	
"	R4149-41C	Brake lever	chrome	'41-'64	22.00	
"	R4150-41	Lever only	alu	'41-'64	6.00	
F.	R4153-28	Clamp	cad	'41-'54	9.00	✱
"	R4153-28P	Clamp	park	'41-'54	9.00	✱
G.	R033LP	Screw, bracket	3/4" park	'41-'64	0.60	✱
"	R033L	Screw, bracket	3/4" cad	'41-'64	0.60	✱
"	R033LC	Screw, bracket	3/4" chrome	'41-'64	0.80	✱
"	R033XL	Screw, bracket	1" cad	'41-'64	0.60	✱
"	R033XLC	Screw, bracket	1" cad	'41-'64	0.80	✱
H.	R0104P	Nut, clamp screw	park	'41-'64	0.40	✱
I.	4156-41	Screw, pivot		'41-'64	3.00	✱
J.	0108	Nut	park		1.50	✱
"	R0108P	Nut	park		0.90	✱
"	R0108M	Nut	cad		0.95	✱
"	R0108C	Nut	chrome		0.70	✱



K.	4160-28	Clamp, handlebar	black	'29-'63	19.00	✱
"	R4160-28	Clamp, handlebar	park	'29-'63	11.00	✱
L.	053	Screw	park		3.00	✱
"	R053P	Screw	park		1.25	✱
"	R053C	Screw	chrome		1.80	✱
M.	R0256P	Lockwasher	park		0.20	✱
"	R0256	Lockwasher	zinc		0.20	✱
"	R0256C	Lockwasher	chrome		0.30	✱

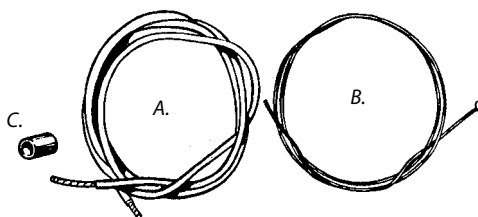
	R4163-30	Clamp, fork	park	'30-'39	20.00	✱
N.	4162-36	Clamp, fork	park	'40-'52	5.50	✱
"	R4162-36	Clamp, fork	park	'40-'52	4.50	✱
"	R4162-36C	Clamp, fork	chrome	'40-'52	6.00	✱
O.	R035P	Screw	park		0.50	✱
"	R035	Screw	cad		0.55	✱
"	R035C	Screw	chrome		0.65	✱

P.	R4162-30	Clamp, shackle stud	park	'30-'39	5.00	✱
X.	R4163-40	Clamp, shackle stud	park	'40-'52	5.00	✱

clamp **R4163-40** is not used on WLC models and '41-up Servi-cars.

Brake Control Cables

A.	R4143-30	Outer cable, plastic covered, 130 cm			31.00	✱
"	R4143-39	Outer cable, cotton braided, 130 cm			n.a.	
B.	4145-28	Inner cable			n.a.	
"	R4145-28	Inner cable			7.50	✱
C.	R4144-30P	Ferrule, control coil	park		4.00	✱
"	R4144-30	Ferrule, control coil	cad		4.00	✱
"	R4144-30AP	End nut	park	'30-'40	7.50	✱



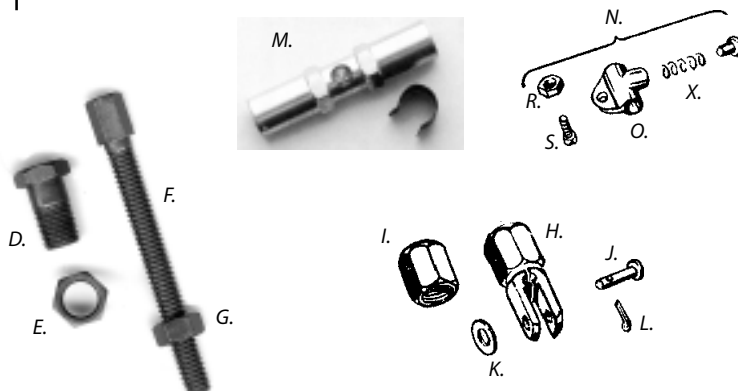
D.	R4165-28P	Adjusting screw	park	'29-'40	8.00	✱
"	R4165-28	Adjusting screw	cad	'29-'40	12.00	✱
"	R4165-28C	Adjusting screw	chrome	'29-'40	12.50	✱
E.	R4166-28P	Nut	park	'29-'40	1.40	✱
"	R4166-28	Nut	cad	'29-'40	1.50	✱
"	R4166-28C	Nut	chrome	'29-'40	2.00	✱

M.	R4142-30	Coil coupling (oiler)	cad	'30-'38	26.00	✱
"	4143-30B	Short coil, lever to oiler		'30-'38	12.00	✱
N.	4140-39	Kit, coil oil cup	park	'39-'57	10.00	✱
"	R4140-39	Kit, coil oil cup	zinc	'39-'57	5.00	✱
O.	4141-39	Body, coil oil cup	park	'39-'57	5.00	✱
X.	4142-39A	Spring, oil cup		'39-'57	1.50	✱

F.	4165-41	Adjusting screw	park	'41-'57	15.00	✱
"	R4165-41P	Adjusting screw	park	'41-'57	17.00	✱
"	R4165-41	Adjusting screw	cad	'41-'57	17.50	✱
"	R4165-41C	Adjusting screw	chrome	'41-'57	19.00	✱
G.	R0111P	Nut only	park	'41-'57	0.90	✱
"	R0111	Nut only	cad	'41-'57	0.95	✱
"	R0111C	Nut only	chrome	'41-'57	0.80	✱

R.	R0105AP	Nut	park	'39-'57	0.50	✱
"	R0105AZ	Nut	zinc	'39-'57	0.50	✱
"	R0105AC	Nut	chrome	'39-'57	0.50	✱
S.	R035P	Screw	park	'39-'57	0.50	✱
"	R035	Screw	cad	'39-'57	0.55	✱
"	R035C	Screw	chrome	'39-'57	0.65	✱


	4144-41	Felt washer, brake cable		'41-'57	3.00	✱
H.	4170-28	Connection with nut	park		14.00	✱
"	4170-28.2pack	Genuine bag with two connections			30.00	✱
I.	4171-29	Nut only	park		3.00	✱
J.	4069-26	Pin			2.00	✱
K.	0207	Washer	park		1.00	✱
L.	R0290P	Cotter pin	park		0.15	✱
"	R0290	Cotter pin	zinc		0.15	✱



Battery Box

All battery boxes are sold with cover and wing nuts

A.	R4404-29	Battery box	bare	'29-'52	127.50 €
"	R4404-29B	Battery box	black	'29-'52	145.00 €
	R4404-29A	Liner only			
	R4405-32B	Batt. box, Servi-car	black	'32-'39	145.00 €
C.	R4405-40	Batt. box, Servi-car	bare	'40-'63	130.00 €
"	R4405-40B	Batt. box, Servi-car	black	'40-'63	145.00 €
D.	R4407-29	Cover, battery box	bare	'29-'56	21.00 €
"	R4407-29B	Cover, battery box	black	'29-'56	26.00 €
"	R4407-29C	Cover, battery box	chrome	'29-'56	n.a.
F.	R4409-24P	Wing nut 1/4"-20	park	'29-'63	0.60
"	R4409-24	Wing nut 1/4"-20	zinc	'29-'63	0.40
"	R4409-24cad	Wing nut 1/4"-20	cad	'29-'63	1.50
"	R4409-24C	Wing nut 1/4"-20	chrome	'29-'63	2.00 €
G.	4411-24	Bolt		'29-'40	6.00 €
"	4411-41	Bolt		'41-'52	5.00 €
"	4411-24	Bolt	Servi-car	'41-'63	6.00 €
H.	R4413-24	Pin		'29-'63	1.35 €
I.	R4427-15	Mat, battery		'29-'63	3.50 €



Mounting Hardware

K.	R4417-29P	Screw plate	park	5.75 €
"	R4417-29	Screw plate	cad	6.00 €
L.	R6114-36P	Stud	park	6.50 €
"	R6114-36	Stud	cad	6.50 €
"	R6114-36C	Stud	chrome	7.50 €

Note : Use these studs with safety guard

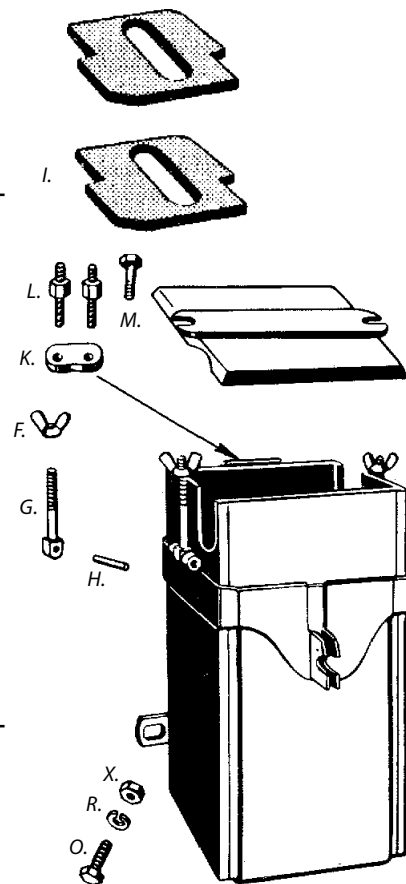
M.	R3748-26P	Bolt	"1038 cp" park	2.00 €
"	R3748-26	Bolt	"1038 cp" cad	2.00 €
"	R3748-26C	Bolt	chrome	2.50 €

Note : Use these bolts without safety guard


N.	O61	Bolt	"1035 cp" park	2.50 €
"	R061PS	Bolt	plain park	1.30 €
"	R061P	Bolt	"1038 cp" park	1.30 €
"	R061	Bolt	"1038 cp" cad	1.35 €
"	R061C	Bolt	chrome	1.40 €
O.	R064P	Bolt	"1038 cp" park	1.45 €
"	R064PS	Bolt	park	1.45 €
"	R064	Bolt	cad	1.50 €
"	R064C	Bolt	chrome	1.70 €
P.	R066P	Bolt	"1038 cp" park	1.75 €
"	R066PS	Bolt	park	1.75 €
"	R066C	Bolt	chrome	1.30 €

X.	R0117P	Nut	park	0.95 €
"	R0117M	Nut	cad	1.00 €
"	R0117C	Nut	chrome	0.75 €
R.	R0259P	Lockwasher	park	0.20 €
"	R0259	Lockwasher	zinc	0.20 €
"	R0259C	Lockwasher	chrome	0.30 €

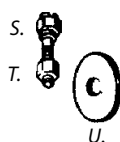
	1123-29	Bolt, Servi-car	'40-'63	park	1.50 €
	R1123-29	Bolt, Servi-car	'40-'63	cad	2.50 €
	R1123-29C	Bolt, Servi-car	'40-'63	chrome	3.25 €
	R451-37P	Nut, Servi-car	'40-'63	park	0.90 €
	R451-37	Nut, Servi-car	'40-'63	cad	0.90 €
	R451-37C	Nut, Servi-car	'40-'63	chrome	1.25 €



Battery, 6 volt '29-'63
R4304-29 n.a.



R4435-23



S.	4433-23	Screw, terminal	cad	'29-'63	n.a. €
T.	4434-23	Nut	cad	'29-'63	1.70 €
U.	4433-23A	Felt, terminal		'29-'63	1.00 €
	R4435-23	Complete set	cad	'29-'63	14.00 €

Instrument Panel

'39-'46

B.	R4505-39AP	Screw, cover	park	'39-'46	0.40	✳
"	R4505-39A	Screw, cover	zinc	'39-'46	0.40	✳
"	R4505-39AC	Screw, cover	chrome	'39-'46	0.50	✳
C.	4518-36	Screw, cover	park	'37-'46	2.50	✳
"	R4518-36	Screw, cover	cad	'37-'46	1.80	✳
"	R4518-36C	Screw, cover	chrome	'37-'46	2.00	✳
D.	R4518-38P	Plug, left side	park	'38-'67	5.00	✳
"	R4518-38	Plug, left side	cad	'38-'67	6.50	✳
	R4522-36	Panel window	clear	(1) 1937	15.00	✳
AB.	R4523-36	Gasket, window		1937	n.a.	✳
	R4522-38	Panel window	red	1938	22.00	✳
	R4522-38A	Panel window	green	1938	22.00	✳
E.	R4526-39	Set of windows	red/green	'39-'46	9.00	

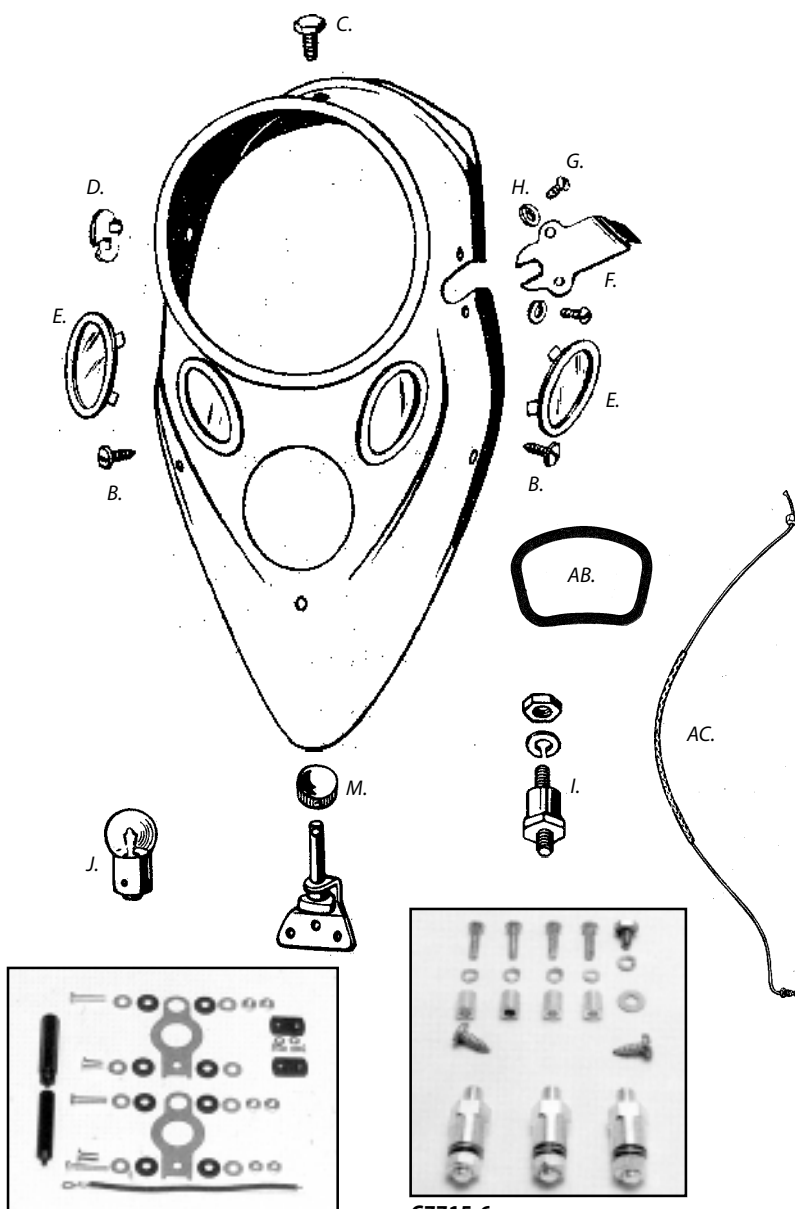
AC. **R3574-37A** Oil pressure indicator pipe '37-only 33.00 ✳
Connection to gauge must be made after fitting on bike.

F.	R4519-39AP	Side plate	park	'39-'46	5.50	
"	R4519-39A	Side plate	cad	'39-'46	5.00	
"	R4519-39AC	Side plate	chrome	'39-'46	6.00	
G.	R035P	Screw	park		0.50	✳
"	R035	Screw	cad		0.55	✳
"	R035C	Screw	chrome		0.65	✳
H.	R0254P	Lockwasher	park		0.20	✳
"	R0254	Lockwasher	zinc		0.20	✳
"	R0254C	Lockwasher	chrome		0.30	✳
"	R4506-36	Stud, panel base		'37-'46	5.00	✳
J.	R4927-15	Bulb, panel	6 Volt	'37-'46	1.70	

	R4550-37	Speedometer light switch		'37-'38	38.25	✳
	R4556-37	Speedo switch lever		'37-'38	12.50	✳
	R4550-39	Speedometer light switch		'39-'46	38.25	✳
M.	R4556-39P	Speedo switch knob park		'39-'42	9.50	✳
"	R4556-39C	Speedo switch knob chrome		'39-'42	11.00	✳
"	R4556-42P	Speedo switch knob park		'43-'46	9.50	✳
"	R4556-42C	Speedo switch knob chrome		'43-'46	11.00	✳

	C2714-36	Instrument panel restoration kit			47.25	✳
	C2609-4	Dash bulb contact spring set			33.75	✳
	R4523-39	Panel light shield, right		'39-'46	4.00	✳
	R4523-39A	Panel light shield, left		'39-'46	4.00	✳
	R4509-38	Bulb sockets		'38-'46	8.25	✳
	R4509-38A	Insulator, bulb socket		'38-'46	5.50	✳
	C7715-6	Dash mounting kit		'39-'46	22.50	✳

Kit includes base to frame studs, cover to base screws and ignition switch to base screws and spacers.



C2714-36


C7715-6

'47-'67

Q.	R4506-47	Stud, mounting, with nut	cad		13.00	✳
R.	R4506-47AC	Center screw, dash cover	chrome		7.50	✳
S.	R4506-47B	Locktab, mounting stud			3.25	✳
T.	R2242-36B	Washer, dash cover screw			0.40	
	C7716-2	Dash cover mounting kit	chrome		23.00	✳
	R4512-47	Rubber, dashboard cover			7.50	✳
U.	R4513-47	Bulb, panel lamp	6 Volt		1.50	
D.	R4518-38	Plug, left side	cad		6.50	✳
V.	R4519-47	Side plate, right side	cad		7.00	✳
"	R4519-47C	Side plate, right side	chrome		8.00	✳
W.	R4526-47	Window, instrument panel		'47-'61	6.00	

	C2713-42	Instrument panel restoration kit			24.00	✳
--	-----------------	----------------------------------	--	--	-------	---

Terminal screws with insulators, and plate to frame screws.



C7716-2

Wiring Clamps

	R1602-30	Clamp, taillight wire	park		11.50	✳
	R4703-38A	Clamp, front fork wires	park		4.00	✳
	R4728-25	Clamp, front tube, seat post tube	park		12.00	✳
	R4730-30A	Clamp, frame head	park		12.00	✳
	4724-15	Small tubing clamp	fender lamp		10.00	✳
	4727-42	Clip, taillight wire	WLA	'42-'52	4.00	✳
	4727-42.5pack	Genuine bag with 5 clips			20.00	✳



R4703-38A

R4728-25

R4730-30A

Wiring Kits

Include low tension wiring and loom.
Kits do not include turn signal wires, fender light wires or Servi-car/sidecar taillight wires.

R4735-36	Wiring kit	1937	115.00	⊕
R4735-38A	Wiring kit	'38-'46 Civilian and WLC	115.00	⊕
R4736-42M	Wiring kit	'42-'46 WLA military	125.00	⊕
R4736-42MS	Wiring kit	'42-'46 WLA military	127.50	⊕
(this kit includes mostly "solid color" wiring, without tracer)				
R4735-47	Wiring kit	1947	115.00	⊕
R4735-48	Wiring kit	'48-'57 springer fork	120.00	⊕
R70321-58	Wiring kit	'58-'63 hydra fork	135.00	⊕
R70272-64	Wiring kit	'64-'65 (Servi-car only)	195.00	⊕
R70272-66	Wiring kit	'66-'70 (Servi-car only)	260.00	⊕
R70272-71	Main wiring kit	'71-'73 (Servi-car only)	95.00	⊕
R4704-39B	Taillight wires only	'39-'47	16.00	⊕
R4704-48	Taillight wires only	'48-'52	16.00	⊕
R4732-34	Servi-car/sidecar taillight wires		20.00	⊕
R4702-36A	Wires, handlebar switches		25.00	⊕
R70091-57	Turn signal wire kit		34.00	⊕



Individual wires:

'38-'46 civilian models

R1613-30A	Circuit breaker to coil wire	11.00	⊕
R1741-38	Switch to generator and relay wire	n.a.	⊕
R4701-38	Switch to coil and frame terminal wire	14.00	⊕
R4703-36	Switch to horn and fork terminal wire	8.00	⊕

WLA military

R1741-41M	Switch to generator and relay	12.00	⊕
R4701-41M	Switch to battery, coil and brake switch	n.a.	⊕
R4703-41M	Horn, toggle switch and b.o. lamp wire	8.00	⊕
R4704-42M	Taillight wire (without plugs)	n.a.	⊕
R4733-41M	Stop light switch wire	n.a.	⊕

Wire

fabric as used on '69 and earlier models

R4712-15A	black / white tracer	1 meter	2.00	⊕
R4712-15B	green / white tracer	1 meter	2.00	⊕
R4712-15C	yellow / black tracer	1 meter	2.00	⊕
R4712-15D	red / white tracer	1 meter	2.00	⊕
R4712-15E	green	1 meter	2.00	⊕
R4712-15F	red	1 meter	2.00	⊕
R4712-15G	black / red tracer	1 meter	2.00	⊕
R4712-15H	gray / black tracer	1 meter	2.00	⊕
R4712-15K	red / black tracer	1 meter	2.00	⊕
R4712-15M	blue / white tracer	1 meter	2.00	⊕
R4712-15P	red / yellow tracer	1 meter	2.00	⊕
R4712-15R	black	1 meter	2.00	⊕
R4712-15S	white / blue tracer	1 meter	2.00	⊕
R4712-15T	light blue / black tracer	1 meter	2.00	⊕
R4712-15U	yellow	1 meter	2.00	⊕

Wire loom

Asphalt type fabric as used on '69 and earlier models

R4711-45A	I.D. 3/16"	4,75mm	1 meter	3.50	⊕
R4711-45B	I.D. 1/4"	6,35mm	1 meter	3.50	⊕
R4711-45C	I.D. 5/16"	7,93mm	1 meter	3.50	⊕
R4711-45D	I.D. 3/8"	9,52mm	1 meter	4.00	⊕
R4711-45E	I.D. 1/2"	12,70mm	1 meter	n.a.	⊕

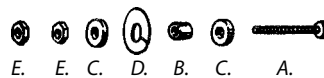
Terminals

R1520-40	Flag terminal	14-16 gauge, #10 eye	0.58	⊕
R1520-41	Ring terminal	14-16 gauge, # 6 eye	0.25	⊕
R1520-42	Ring terminal	14-16 gauge, #10 eye	0.25	⊕

Terminals

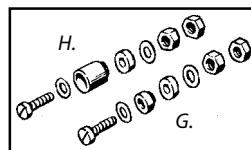
Fits in frame under seat, 2 used on all models '36-'47

A. R1523-26	Screw, terminal	cad	1.00	⊕
B. R1665-32	Bushing, terminal		1.50	⊕
C. R1666-32	Washer, terminal		1.40	⊕
D. R1617-29	Washer (paper)		1.25	⊕
E. 0105cop	Nut		0.70	⊕
" 0105copM	Nut	"machined"	1.30	⊕
F. C8942-14	Complete kit	'36-'47	12.00	⊕





Headlamp Bracket, '46-'57 models

G. R4955-47kit	Terminal, short (standard)	'46-'57	7.50	⊕
H. R11365-47kit	Terminal, long (spotlights)	'46-'57	9.00	⊕



Terminal Box

C8005-12	Electrical terminal box	'48-'73	53.00	⊕
Includes coil mounting studs.				
4592-48	Stud, coil mounting	'48-'70	6.00	⊕
C8823-10	Coil mounting stud kit	'48-'70	11.50	⊕
C8824-8	Coil mounting stud kit	'71-'73	12.50	⊕



Wiring

Note: These wires are original (old), use only for restorations.
Not recommended for daily drivers, use new wiring kit instead.

1741-36	Wire, generator to relay	'36-'46	6.00	⊕
1741-41M	Wire, generator to switch	'41-'47	15.00	⊕
4702-41	Wire, auxiliary switch	WLC '42-'43	10.00	⊕
4703-41M	Wire, toggle switch	WLA '43-'46	15.00	⊕
4707-42M	Wire, cond. to gen.	WLA '42-'52	6.00	⊕
4708-41M	Wire, signal light	WLA '42-'47	2.00	⊕
4733-41M	Wire, stoplight switch	WLA '42-'52	17.00	⊕

4702-44	Bond wire, oil tank to cylinder head	7.00	⊕
4727-44	Clip, bond wire, cyl.head WLA '44-'52	5.00	⊕

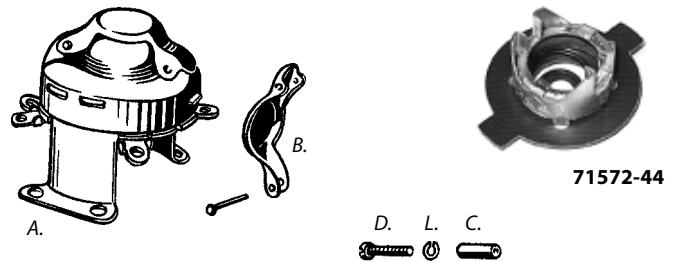


Switches

Ignition Switches

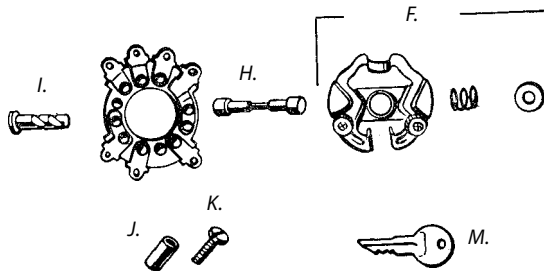
Civilian + WLC (5-point)

A.	R4527-36C	Switch	chrome '37-'73	34.00
B.	R4531-36C	Cover only	chrome '37-'73	n.a.
	R010Z	Screw, terminal contact	6-32 x 1/4"	0.30
	R4541-36	Contact roller		8.25
C.	R4560-39P	Spacer switch	park '39-'46	1.00 *
"	R4560-39	Spacer switch	cad '39-'46	1.00 *
D.	R027	Screw	cad	0.55 *
L.	R0252	Lockwasher	zinc	0.20 *
	C3347-12	Set spacers and screws	park	7.00 *
	C3348-12	Set spacers and screws	cad	7.00 *
	71572-44	Contact holder	'44-up type	16.00 *



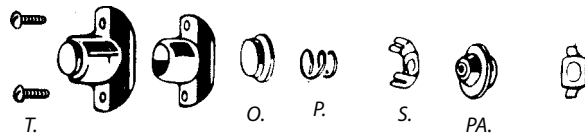
WLA '42-'52 (7-point)

F.	4539-41M	Plate, switch, lower (set)		12.00 *
H.	4541-41M	Contact roller		6.00 *
I.	4543-44	Contact roller retainer		3.00 *
	R010Z	Screw, terminal contact	6-32 x 1/4"	0.30
J.	4560-41MA	Spacer, switch	cad	2.50 *
K.	R026P	Screw	park	0.60 *
L.	R0252P	Lockwasher	park	0.20 *
M.	4534-41M	Key, ignition switch	#52732-H-700	5.00 *



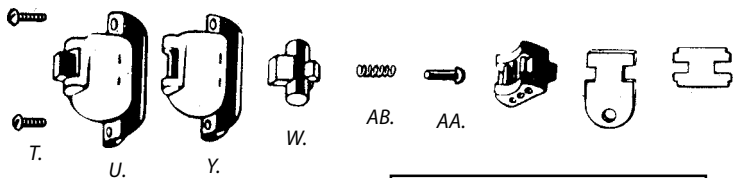
Horn Switch

O.	4762-26	Button		5.00 *
P.	4764-26	Spring		2.00 *
PA.	4766-26	Insulation		5.00 *
S.	4776-26	Washer, horn spring		8.00 *
T.	R018P	Screw	park	0.45 *
"	R018	Screw	cad	0.50 *
"	R018C	Screw	chrome	0.60 *



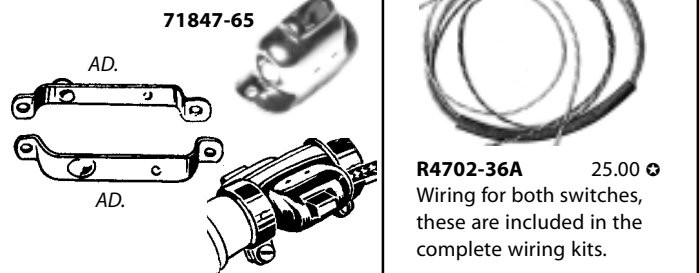
Headlight Dimmer Switch

U.	4760-29N	Switch	green	n.a. *
W.	4764-29	Lever		11.00 *
"	4768-29N	Housing	green	14.00 *
AA.	4770-29	Pin, contact (2 position)		4.00 *
"	4770-38A	Pin, contact (3 position)		5.00 *
AB.	4771-29	Spring, pin		2.50 *
T.	R018P	Screw	park	0.45 *
"	R018	Screw	cad	0.50 *
"	R018C	Screw	chrome	0.60 *



Auxiliary switches (external wiring)

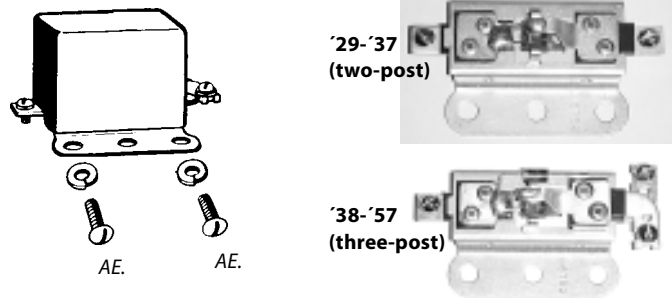
	71847-65	Housing, large hole for braided loom		14.00 *
	4760-38AC	Two-position switch (spotlights)		? *
	4760-50C	Three-position switch (turn signals)		? *
(check website for availability)				
AD.	4761-42N	Clamp, auxiliary switch	green/park	n.a.
"	10001	Clamp, auxiliary switch	zinc	9.00 *
To clamp accessory spotlight or pursuit light switch to handlebar.				
Also WLC military models on rear frame to switch off brake light.				
	R1602-30	Clamp, wire to handlebar	park	11.50 *

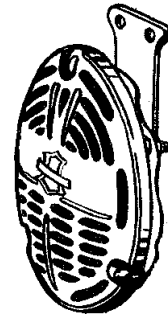


Relay

Use with 6 Volt 3-brush generator. **V-Tronic.**

	R4785-26	Relay, without cover	'29-'37	38.00
	R4786-26DR	Cover	black '29-'37	14.50
	R4786-26DRC	Cover	chrome '29-'37	17.00
	R4785-38	Relay, without cover	'38-'57	37.00
	R4786-38DR	Cover	black '38-'57	14.00
	R4786-38DRC	Cover	chrome '38-'57	16.50
AE.	R051P	Mounting screw	park	1.15 *
"	R051	Mounting screw	cad	1.20 *
"	R051C	Mounting screw	chrome	2.10 *





R4801-37C	Horn	6 Volt	chrome cover	31.00	(cover with wings and shield)
R4801-37C12	Horn	12 Volt	chrome cover	32.00	(cover with wings and shield)
R4801-37C12V	Horn	12 Volt	chrome cover	30.00	(plain cover)

(horns include custom mounting bracket)

F.	R4884-26	Screw, front cover, with nut	cad	6.00	☼
----	-----------------	------------------------------	-----	------	---



A.	R4861-29	Spring, horn bracket	'30-'41	6.00	☼
B.	R4862-29	Spring plate, straight	'30-'41	5.00	☼
C.	R4862-31	Spring plate, curved	'31-'41	6.00	☼
D.	R4858-36A	Flexible connection	'40-'41	11.50	☼

E.	R4884-31	Screw, horn mounting	'31-'41	4.00	☼
F.	R4884-26	Screw, front cover	'29-'57	6.00	☼

	R4863-31KIT	Horn mounting kit	'31-'39	68.00	☼
	R4863-36KIT	Horn mounting kit	'40-'41	63.00	☼

Includes all plates and screws to mount horn to upper and lower brackets.



G.	4858-36	Upper horn bracket	park '40-'45	13.00	☼
H.	R4966-45	Bracket, light/horn	black '46-'57	36.00	
"	R4966-45C	Bracket, light/horn	chrome '46-'57	33.00	

I.	R4857-36	Lower horn bracket	park '40-'41	9.00	☼
"	R4857-36C	Lower horn bracket	chrome '40-'41	13.00	☼
"	R4857-42	Lower horn bracket	park '42-'45	9.00	☼
"	R4857-42C	Lower horn bracket	chrome '42-'45	13.00	☼
"	R4857-45	Lower horn bracket	park '46-'57	9.00	☼
"	R4857-45C	Lower horn bracket	chrome '46-'57	11.00	☼
J.	R4857-36A	Reinforcement	park '40-'57	3.00	☼
K.	R4859-42	Horn backing plate	'42-'57	14.00	
"	R4859-42usa	Horn backing plate	zinc "U S A"	14.00	

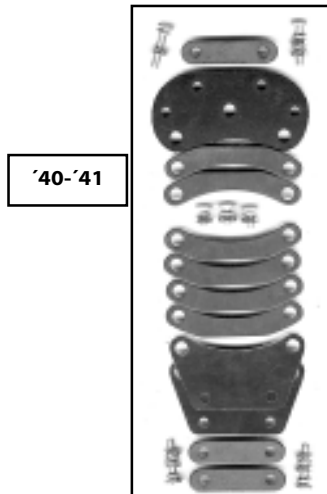
Use backing plate to repair original horn or to mount repro horn.

L.	R4829-42	Plate, horn terminal	'42-'45	7.00	
M.	R4855-42	Spring plate	park '42-'57	5.00	☼
N.	R4856-42	Bolt, long	park '42-'45	4.30	☼
"	R4856-42C	Bolt, long	chrome '42-'45	4.50	☼
"	R4856-42M	Bolt, short	park '46-'57	4.00	☼
"	R4856-42MC	Bolt, short	chrome '46-'57	4.50	☼

O.	R4955-47kit	Terminal, short (standard)	'46-'57	7.50	☼
OO.	R11365-47kit	Terminal, long (spotlights)	'46-'57	9.00	☼



R4863-31kit

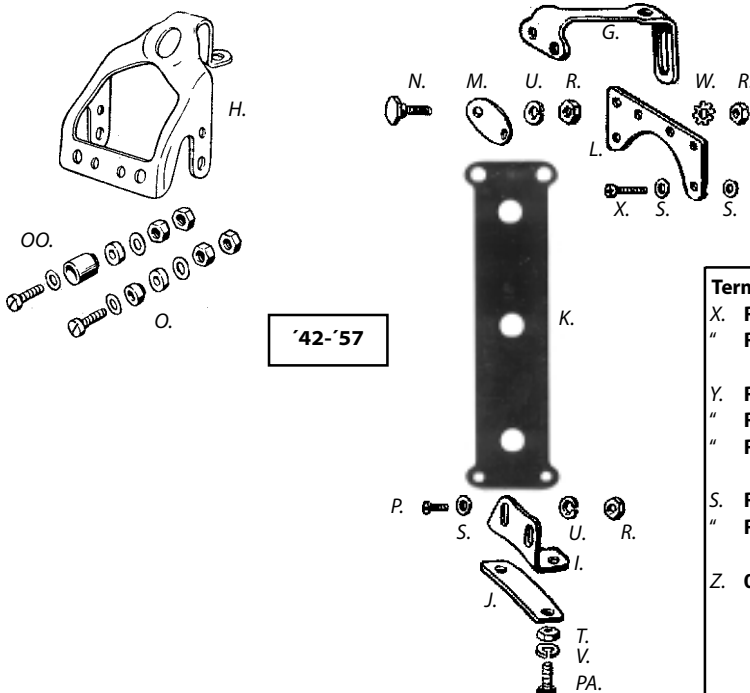


R4863-36kit

Screws, nuts, etc.

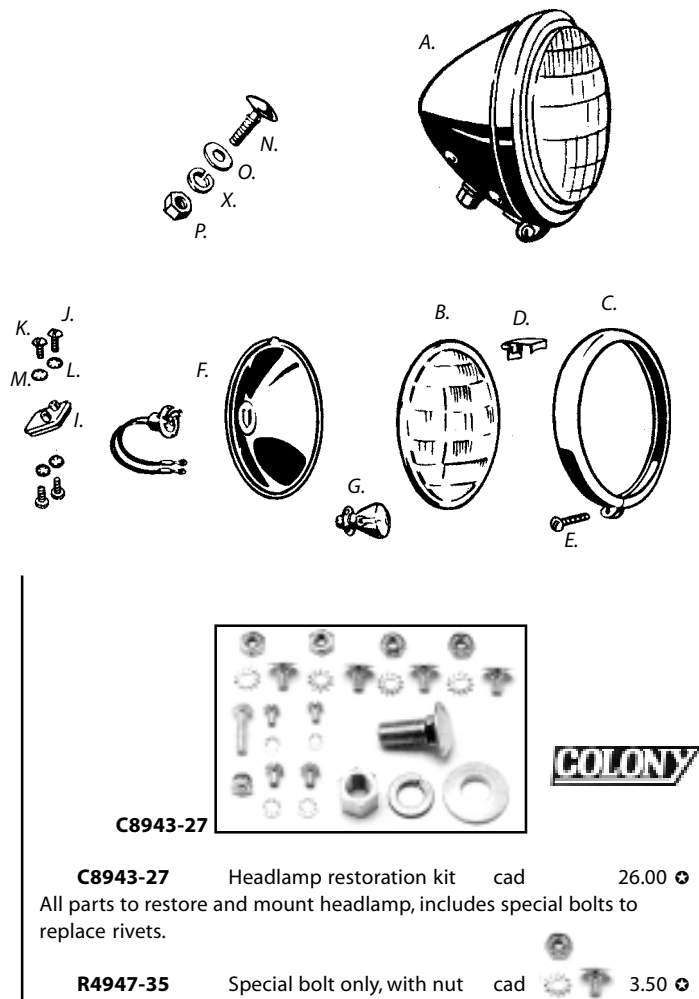
P.	R031P	Screw	park	0.50
"	R031Z	Screw	zinc	0.30
"	R031C	Screw	chrome	0.60
PA.	R051P	Screw	park	1.15
"	R051	Screw	cad	1.20
"	R051C	Screw	chrome	2.10
R.	R0104P	Nut	park	0.40
"	R0104Z	Nut	zinc	0.40
"	R0104C	Nut	chrome	0.50
S.	R0201P	Washer	park	0.25
"	R0201	Washer	zinc	0.30
T.	0108	Nut	park	1.50
"	R0108P	Nut	park	0.90
"	R0108M	Nut	cad	0.95
"	R0108C	Nut	chrome	0.70
U.	R0254P	Lock	park	0.20
"	R0254	Lock	zinc	0.20
"	R0254C	Lock	chrome	0.30
V.	R0256P	Lock	park	0.20
"	R0256	Lock	zinc	0.20
"	R0256C	Lock	chrome	0.30
W.	R0354	Lock	zinc	0.20

Terminal Screws				
X.	R038Z	Screw	zinc	0.40
"	R038P	Screw	park	0.50
Y.	R0105AP	Nut	park	0.50
"	R0105AZ	Nut	zinc	0.50
"	R0105AC	Nut	chrome	0.50
S.	R0201P	Washer	park	0.25
"	R0201	Washer	zinc	0.30
Z.	0105cop	Nut	brass	0.70



Headlamp

A.	R4901-35	Headlamp, black/chrome ring	6V	65.00
"	R4901-35C	Headlamp, chrome	6V	70.00
B.	R4906-35	Headlamp lens Cyclaray (no road use)		15.00
"	R4906-35pack	5 Headlamp lenses		60.00
	C3287-2	Pair of 4910-35 retainers		14.00 ☼
C.	4914-35N	Door (bezel)	green	37.50 ☼
"	R4914-35C	Door (bezel)	chrome	19.00
D.	4915-35	Lug, door		1.00 ☼
E.	R4918-35P	Screw, door fastening	park	0.80 ☼
"	R4918-35	Screw, door fastening	cad	0.85 ☼
"	R4918-35C	Screw, door fastening	chrome	1.50 ☼
F.	R4922-35kit	Reflector, with socket and wiring		22.00
G.	R4925-35	Bulb, headlamp	6 Volt 35/35W	5.00
"	R4925-54	Bulb, headlamp	6 Volt 50/50W	5.00
		(higher than standard wattage, must be used with 2-brush generator and regulator to prevent drainage of the battery)		
"	R4925-3512	Bulb, headlamp	12 Volt	7.00
I.	4938-35	Block, terminal, incl. 2 screws		?
J.	4940-35	Screw, terminal	8-32	1.50 ☼
K.	4941-35	Screw, terminal	10-32	1.00 ☼
L.	R0352	Lockwasher	no. 8 zinc	0.20 ☼
M.	R0356	Lockwasher	no. 10 zinc	0.20 ☼
N.	4905-29	Bolt, headlamp fastening		10.00 ☼
O.	R4971-38AP	Washer, head lamp	park	3.65 ☼
"	R4971-38A	Washer, head lamp	cad	3.65 ☼
P.	0134	Nut, headlamp fastening	park	2.00 ☼
"	R0134P	Nut, headlamp fastening	park	1.35 ☼
"	R0134	Nut, headlamp fastening	cad	1.45 ☼
"	R0134C	Nut, headlamp fastening	chrome	2.50 ☼
X.	R0265P	Lockwasher	park	0.55 ☼
"	R0265	Lockwasher	zinc	0.60 ☼
"	R0265C	Lockwasher	chrome	0.75 ☼

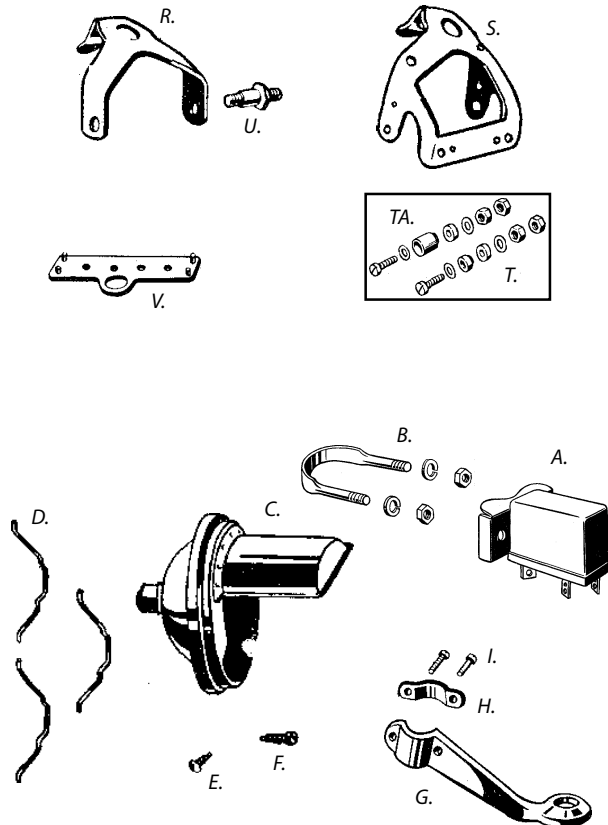


Headlamp Brackets


R.	R4966-36	Bracket, headlamp	black '40-'45	28.00
"	R4966-36C	Bracket, headlamp	chrome '40-'45	34.50
S.	R4966-45	Bracket, headlamp	black '46-'57	36.00
"	R4966-45C	Bracket, headlamp	chrome '46-'57	33.00
T.	R4955-47kit	Terminal, short (standard)	'46-'57	7.50 ☼
TA.	R11365-47kit	Terminal, long (spotlights)	'46-'57	9.00 ☼
	R3475-36	Bolt, lamp bracket	cad '40-'57	8.00 ☼
	R3475-36C	Bolt, lamp bracket	chrome '40-'57	11.00 ☼
		(only used on models without ride control or shock absorber)		
U.	4969-40M	Bolt, lamp bracket	WLA	8.00 ☼
		(only for mounting gun carrier/ammunition box, without ride control)		
V.	4829-42M	Terminal plate, with rivets		21.00 ☼
"	C2789-15	Terminal plate, with rivets	Colony	18.50 ☼
		for military headlamp/horn bracket (horn above headlamp)		

Front blackout lamp parts WLA

A.	4760-44	Magnetic field switch	'44-'52	35.00 ☼
B.	1723-30	U-bolt, with nuts	park '44-'52	12.50 ☼
C.	4909-42	Lamp-unit	'42-'52	29.00 ☼
D.	4910-42	Spring clip, retainer	'42-'52	1.00 ☼
E.	4910-42A	Screw, retainer	'42-'52	0.40 ☼
F.	4918-42	Screw, door	'42-'52	0.40 ☼
G.	4967-42MA	Bracket, with cap and screws	'42-'52	n.a.
H.	4967-42MC	Cap, bracket	'42-'52	2.00 ☼
I.	4967-42MD	Screw, bracket cap	'42-'52	1.50 ☼
	4971-42M	Bearing washer	'42-'52	3.00 ☼
	4972-42A	Gasket, toggle switch	'42-'52	2.50 ☼
	4972-42B	Screw with nut, switch	'42-'52	? ☼




Taillights



Taillight '34-'38

A. R5054-34	Red lens	'34-'38	26.00 ☼
B. R5065-25	White lens	'25-'38	26.00 ☼
C. R5058-34	Taillight bulb	6 Volt tail/stop	6.00 ☼


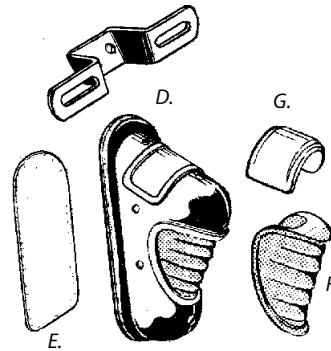


Taillight '39-'46

D. R5051-39	Taillight, Bee-Hive	black	45.00
" R5051-39C	Taillight, Bee-Hive	chrome	38.00

Taillight includes plastic lenses, 12 V bulb, rubber gasket and chrome license plate holder.

E. R5056-39	Gasket	rubber	n.a.
F. R5059-39P	Red lens	plastic	7.50
G. R5063-39P	Clear lens	plastic	n.a.
C. R5058-34	Bulb	6 Volt fits original taillights	6.00 ☼
H. R5058-47	Bulb	6 Volt fits repro taillights	2.00
" R68165-64	Bulb	12 Volt fits repro taillights	2.50
I. 5061-39	Gaskets (2), red lens	'39-'41 (fits only original '39-'41 taillights)	n.a. ☼
C9813-12	Bee-Hive taillight mounting kit	park Parkerized screws and nuts, fits original taillights.	7.75 ☼



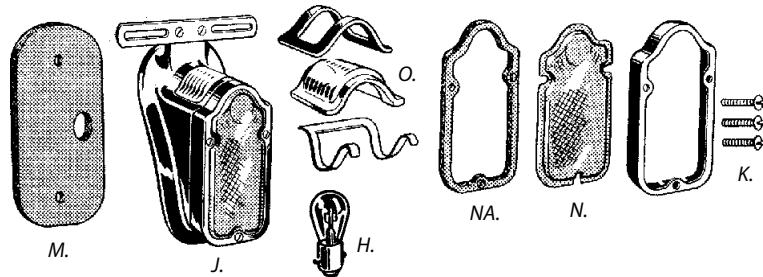
C9813-12

Taillight '47-'54

J. R5051-47	Taillight, Tombstone	black	n.a.
" R5051-47C	Taillight, Tombstone	chrome	38.00

Taillights include plastic lenses, 12Volt bulb, rubber gasket and chrome license plate holder.

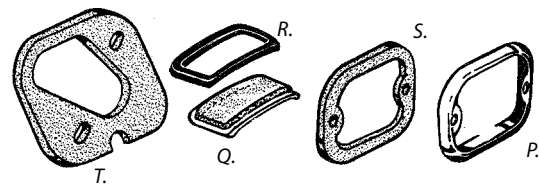
K. R027P	Screw	park	0.50 ☼
" R027	Screw	cad	0.55 ☼
" C2965-3	Set of 3 screws	stainless steel	4.00 ☼
M. R5056-47	Gasket	foam	n.a. ☼
H. R5058-47	Bulb, taillight	6 Volt	2.00
" R68165-64	Bulb, taillight	12 Volt	2.50
N. R5059-47	Red lens	glass	n.a. ☼
N. R5059-47P	Red lens	plastic	5.00
NA. R5061-47	Gasket, red lens		n.a. ☼
O. R5063-47P	White lens	plastic	5.00 ☼
C2778-4	License plate bracket screws	'47-'48	4.50 ☼



Taillight wire kits
R4704-39B '39-'47 16.00 ☼
R4704-48 '48-'52 16.00 ☼
 (included in wiring kits.)

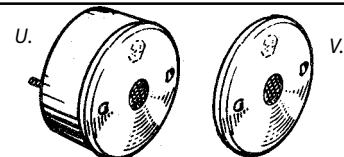
Taillight '55-'67

P. 68086-55	Door	chrome	45.00 ☼
Q. R68093-55	Outlook lens	plastic	3.50
R. R68121-55	Gasket, lens	foam	5.00 ☼
S. R68122-55	Gasket, lens	foam	5.00 ☼
T. R68123-55	Gasket, taillight	foam	5.00 ☼




Taillight '70-'73

U. R68016-70A	Taillight	Servi-car	black	n.a.
V. 68091-70A	Lens, taillight	Servi-car		20.00 ☼



Special regulators designed for use with two-brush generators on '32-'57 models. Without cover. **V-Tronic**

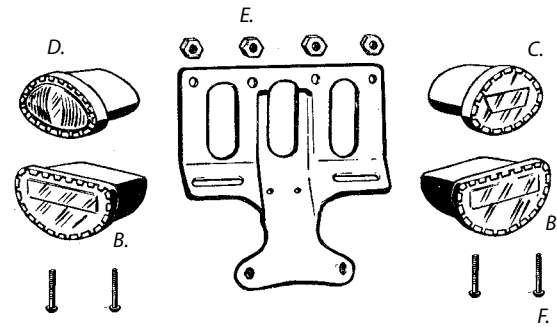
R8375-47	Voltage regulator	6 Volt	79.00
R8375-32	Voltage regulator	12 Volt	77.00
R4786-38DR	Cover	black	14.00
R4786-38DRC	Cover	chrome	16.50



Taillights

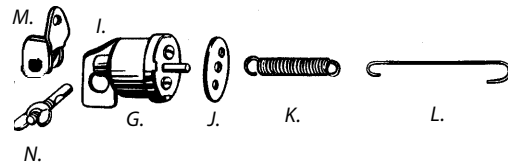
WLA Taillights

B.	5077-42M	Lamp-unit, black-out taillight		15.00	✳
C.	5077-42MA	Lamp-unit, black-out stoplight		n.a.	
D.	5077-42MB	Lamp-unit, service taillight		n.a.	
E.	R0107P	Nut 1/4"-20	park	0.90	✳
F.	5056-42M	Screw, door		1.50	✳



Stop light switches, '39-'52

G.	R5081-39	Switch only	black	n.a.	
H.	R5081-39C	Switch, complete	chrome	19.00	
Complete switch includes spring, pull wire and rod lock.					
I.	5082-39	Bracket only (for repairs)		2.00	✳
J.	R5083-39	Insulator, switch		1.60	
K.	R5084-39	Spring, operating	black	3.00	✳
"	R5084-39C	Spring, operating	chrome	6.00	✳
L.	5088-39A	Pull wire	park	5.00	✳
M.	R2958-35	Lock w.stud and nut '37-early '40	park	31.00	✳
"	R2958-35P	Lock w.stud and nut late '40-up	park	22.50	✳
"	R2958-35cad	Lock w.stud and nut late '40-up	cad	22.50	✳
N.	R2958-35A	Stud with wing nut only	zinc	4.00	✳




750cc models do not use the brake rod lock for the stop light switch, but on the rear brake rod underneath the tool box.

License plate mounting kit

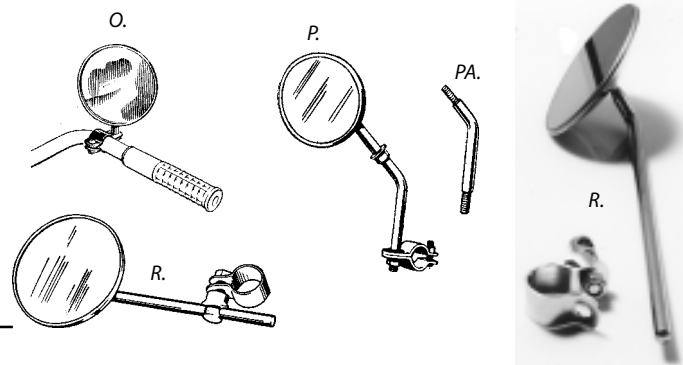
Chrome plated hardware and rubber insulators to eliminate vibration.

C7815-4	Kit with acorn nut	8.00	✳
C8475-4	Kit with cap nuts	7.00	✳
C9871-10	Kit with flat head Allen screws	9.50	✳
C9872-10	Kit with button head Allen screws	6.40	✳



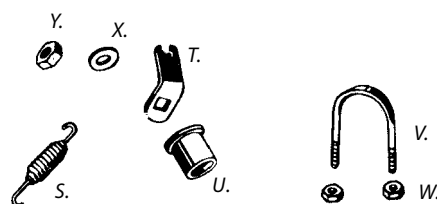
Rear View Mirrors

O.	R11350-34BL	Mirror, short model	black	34.00	✳
	R11350-34XL	Mirror, bent stem	black	38.00	✳
P.	R11350-41M	Mirror, with extension	black	45.00	✳
PA.	R11350-41MA	Extension only		15.00	✳
	R11350-41MH	Replacement mirror head only		16.00	✳
R.	R11350-42C	Mirror, with clamp	chrome	10.00	
"	91870-34T	Mirror, with clamp "Harley-Davidson"		65.00	




Jiffy stand parts '30-'52

S.	R13202-30	Spring, jiffy leg		5.50	
"	R13202-30P	Spring, jiffy leg	park	5.50	
"	R13202-30B	Spring, jiffy leg	black	4.00	
T.	R13203-30A	Plate, jiffy spring	zinc	8.75	
U.	R13205-30	Bushing, jiffy leg		10.00	
"	R13205-30os	Bushing, jiffy leg	oversize	10.00	
V.	1723-30	U-bolt, with nuts	park	12.50	✳
W.	0109	Nut	park	2.00	✳
"	0109C	Nut	chrome	2.30	✳
X.	R0229P	Washer	park	0.50	✳
Y.	R0133P	Nut	park	1.30	✳
"	R0133	Nut	cad	1.35	✳
"	R0133C	Nut	chrome	1.50	✳




D.	R67215-38	Speedo knob, tripmeter (use on some reproduction speedos)		4.00
E.	R67215-68	Speedo knob, tripmeter	'68-'73	4.00
F.	R043P	Screw, speedo mounting	park	0.55
"	R043Z	Screw, speedo mounting	zinc	0.30
G.	R0255P	Lockwasher	park	0.20
"	R0255	Lockwasher	zinc	0.20
H.	R0106P	Nut, mounting screw	park	0.40 ☉
"	R0106Z	Nut, mounting screw	zinc	0.30



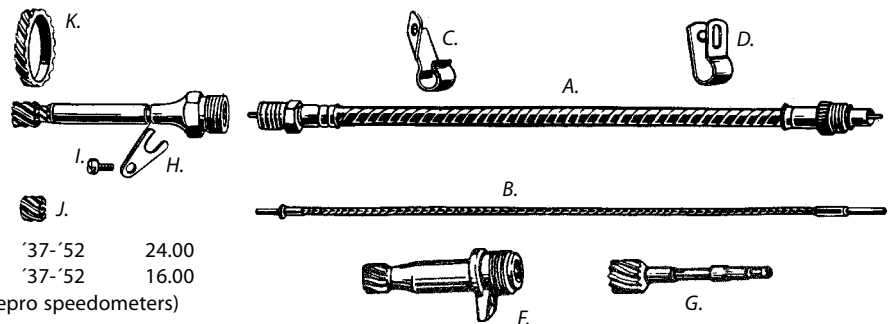
Speedo Repair Parts

For repairing original speedometers.

I.	R11129-36	Lens	dome as original	'37-'47	10.00	
L.	R11129-41	Spring, tripmeter knob			1.30	
M.	R11130-36C	Bezel	chrome	'37-'47	19.00 ☉	
"	R11130-41B	Bezel	black	'37-'47	18.00 ☉	
N.	R11130-41R	Retainer	zinc	'37-'47	9.00 ☉	
	R11130-36W	Gasket	rubber	lower	'37-'47	n.a.
	R11130-36Z	Gasket	O-ring	upper	'37-'47	5.70 ☉
T.	R11131-35	Rivet, speedometer face		'37-'47	0.35	
U.	R11130-48C	Bezel	chrome	'48-up	19.00 ☉	
"	R11130-48ST	Bezel	stainless steel	'48-up	18.00 ☉	
	R11130-48G	Gasket	foam	'48-up	5.50 ☉	
	R11130-48R	Retainer	unpainted	'48-'52	11.50 ☉	
	R11130-53R	Retainer	unpainted	'53-'61	8.50 ☉	
V.	R11130-62R	Retainer	zinc	'62-up	8.50 ☉	




A.	R11132-37	Speedometer cable	steel	'37-'52	24.00
"	R11132-37LA	Speedometer cable	pvc	'37-'52	16.00
(female connection; fits late style and repro speedometers)					
B.	11134-41	Inner cable only		'41-'52	25.00 ☉
"	R11134-41	Inner cable only		'41-'52	7.00
C.	R11136-41	Bracket, thick cable	park	'41-'52	9.00
"	R11136-41LA	Bracket, pvc cable	park	'41-'52	9.00
D.	R11136-37	Clamp, thick cable	park	'37-'56	6.50 ☉
"	67074-57	Clamp, pvc cable	park	'57-'73	8.00 ☉
E.	R11138-37C	Drive unit	chrome	'37-'52	n.a.
F.	R11138-38	Drive unit	Servi-car	'38-'61	n.a.
G.	67134-62	Gear & shaft	Servi-car	'62-'73	37.00 ☉
H.	R11139-37P	Retainer	park	'37-'52	n.a.
"	R11139-37	Retainer	cad	'37-'52	3.00
"	R11139-37C	Retainer	chrome	'37-'52	4.50
I.	R030P	Screw	park		0.50
"	R030Z	Screw	zinc		0.30
"	R030C	Screw	chrome		0.60
J.	R11144-37NP	Gear, drive shaft	delryn	'37-'52	3.00
"	R11144-37NP.10pack	10 Gears	delryn	'37-'52	25.00
"	R11144-37BR	Gear, drive shaft	brass	'37-'52	6.00
"	R11144-37BR.10pack	10 Gears	brass	'37-'52	50.00
K.	R11145-37A	Gear, drive (brake drum)		'37-'52	20.00



Accessories

- R11787-XC** Set of saddlebag plates '34-'52 45.00 ✪
To mount saddlebags directly to fender, 4 hole style chrome
C8205-8 Mounting kit, special studs and nuts 27.00 ✪

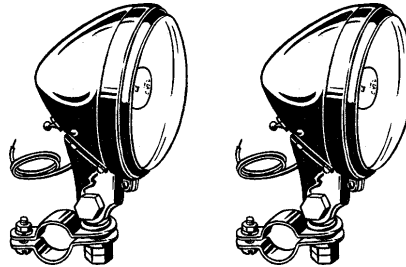


C8205-8



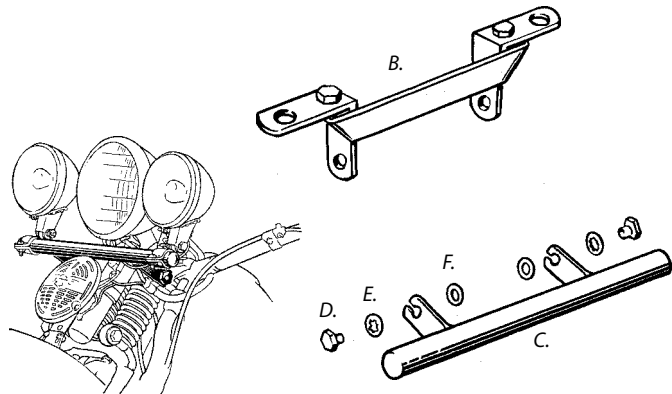
Spotlights '38-'61

- R11366-38C** Set spotlights 6 Volt chrome 100.00
R11366-38C12V Set spotlights 12 Volt chrome 100.00
R4925-206V Replacement bulb 6 Volt 7.00
R4925-2012V Replacement bulb 12 Volt 7.00
C2568-24 Spotlight rebuild kit cad 39.50 ✪
(for restoring original spotlights)



Spotlight Brackets

- B. R11369-38** Bracket black 34.00 ✪
" **R11369-38C** Bracket chrome 47.00 ✪
Fits Springer forks with ride control or shock absorber.
C. R11369-47 Spotlight bar chrome 45.00
Fits Springer forks with ride control or shock absorber.
D. R3475-46A Special nut cad 5.00 ✪
" **R3475-46AC** Special nut chrome 6.00 ✪
E. R0390 Lockwasher zinc 0.25 ✪
F. R13457-40P Washer park 1.00 ✪
" **R13457-40cad** Washer cad 1.10 ✪
" **R13457-40C** Washer chrome 2.50 ✪
(This washer is already in place when using ride-control)



- C3240-4** Fender lamp gasket and screw kit '35-'48 15.00 ✪



- C9786-11** Front fender lamp wire kit 26.00 ✪
Steel tube, clamps, nuts, connectors, wire and loom will secure wire to fender as original on '35-'47 models.
4724-15 Small tubing clamp only 10.00 ✪
R4724-15 Small tubing clamp only 4.00 ✪



C9786-11

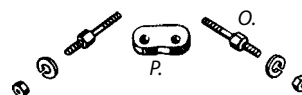
Windshield Parts

- I. 11301-31** Screw, adjusting, thumb '31-'40 15.00 ✪
J. 11301-31A Clamp, thumb screw '31-'40 20.00 ✪
11307-41N Clip, apron '41-'48 ? ✪
M. 11319-41D Nut, windshield, tee '41-'48 5.00 ✪
11319-41E Screw, short '41-'48 1.50 ✪
11319-41F Screw, long '41-'48 2.00 ✪



Safety Guard Mounting

- R13051-38** U-bolt, rear guard '38-'52 park 11.00 ✪
O. R6114-36P Stud '30-'52 park 6.50 ✪
" **R6114-36** Stud '30-'52 cad 6.50 ✪
" **R6114-36C** Stud '30-'52 chrome 7.50 ✪
P. R4417-29P Screw plate '29-'52 park 5.75 ✪
" **R4417-29** Screw plate '29-'52 cad 6.00 ✪



- R13051-X** U-bolt, front guard park 11.00 ✪
R13051-CX U-bolt, front guard chrome 12.00 ✪

Feeler Gauges



MFG002 25- Blade .0015" - .035" n.a.

U.S. Pitch Gauge

M3118PG Measures number of threads per inch 8.00
Essential tool for determining all UNF/UNC and special thread sizes.



Thread Files

To restore externally damaged threads.

MTR1 Contains most popular sizes (11, 12, 13, 14, 16, 18, 20, 24 threads per inch) n.a.

MTR2 Contains less used sizes (9, 10, 12, 16, 20, 27, 28, 32 threads per inch) n.a.



R1080 Solid brass hammer, 48 oz. 1-1/4" head 110.00



R1081 Solid brass punch set, 4-piece 125.00
Includes 3/8", 1/2", 5/8", 3/4" punch, use 3/8" punch for setting oil pump check valve ball.



Grease Guns

- Alemite connections are used with "Alemite" nipples ('24-'37 models).
- Hydraulic connections are for use with '38-up "Zerk" grease nipples.

GG1 Grease gun, with hydraulic connection n.a.
GG3 Grease gun, with Alemite connection n.a.

Grease gun for Alemite nipples uses flexible hose.

GG4 High pressure hose only 9.50
GG6 Alemite nipple head 36.00



C2962-6 Alemite grease nipples (6) brass '24-'37 18.00
C8770-6 Alemite grease nipples (6) Nickle '24-'37 18.00

Heli-Coil® / Taps & Dies



Heli-Coil® has the most effective and universally accepted method of thread repair. Heli-Coil® inserts quickly and permanently restore stripped, worn or damaged threads to their original size and condition.

Heli-Coil® Thread Repair Kits

Individual kits come complete with a quantity of Heli-Coil® stainless steel inserts, a tap and an installation tool, order correct size drill seperately. All kits come with step-by-step instructions.



Heli-Coil® Kits, UNF-UNC

Kit	Thread	Inserts	Length	Use drill	
H5521-2	8-32	12	.246"	11/64"	56.00
H5521-3	10-24	12	.285"	13/64"	56.00
H5528-3	10-32	12	.285"	13/64"	65.00
H5521-1	12-24	12	.324"	15/64"	57.00
H5521-4	1/4"-20	12	.375"	17/64"	43.00
H5528-4	1/4"-28	12	.375"	17/64"	65.00
H5521-5	5/16"-18	12	.469"	21/64"	41.00
H5528-5	5/16"-24	12	.469"	21/64"	65.00
H5521-6	3/8"-16	12	.562"	25/64"	44.00
H5528-6	3/8"-24	12	.562"	25/64"	65.00
H5521-7	7/16"-14	6	.656"	29/64"	44.00
H5528-7	7/16"-20	6	.656"	26/64"	65.00

Inserts only, UNF-UNC

Set	Thread	Inserts	Length	
HR1185-2	8-32	12	.246"	20.00
HR1185-3	10-24	12	.285"	21.00
HR1191-3	10-32	12	.285"	21.00
HR1185-1	12-24	12	.324"	21.00
HR1185-4	1/4"-20	12	.375"	21.00
HR1191-4	1/4"-28	12	.375"	21.00
HR1185-5	5/16"-18	12	.469"	21.00
HR1191-5	5/16"-24	12	.469"	21.00
HR1185-6	3/8"-16	12	.562"	26.00
HR1191-6	3/8"-24	12	.562"	26.00
HR1185-7	7/16"-14	6	.656"	20.00
HR1191-7	7/16"-20	6	.656"	20.00

Heli-Coil® Kits, Special

Kit	Thread	Inserts	Length	Use drill	
H5540-4	1/4"-24	12	.500"	17/64"	125.00
Gear cover screws, tappet guide screws, oil pump, etc.					
H5540-6	3/8"-20	6	.375"	25/64"	83.00
Brake drum wheel bolts 1936-1972.					
H5540-7	7/16"-16	6	.656"	29/64"	n.a.
Headbolts 1930-1973 Flatheads, 1936-1947 Knucklehead.					
H5521-8-2	1/2"-13	6	.375"	17/32"	75.00
Early Sportster engine and transmission.					
H5528-8-2	1/2"-20	6	.375"	33/64"	77.00
Primary plug, Sportster transmission.					
H5528-10-2	5/8"-18	6	.325"	41/64"	140.00
Timing hole plug '31-up.					
H5523-14	M14-1.25	30	3/8"		165.00
Spark plugs 1948-1974 Panhead, Shovelhead, Sportster.					
H5523-18	M18-1.50	24	.500"		280.00
Spark plugs 1930-1973 Flatheads, 1936-1947 Knucklehead.					
H5407-2	1/8"-27 NPT				170.00

Inserts only, Special

Set	Thread	Inserts	Length	
HR389-4	1/4"-24	12	.500"	24.00
HR389-6	3/8"-20	6	.375"	16.00
HR389-7-2	7/16"-16	6	.656"	24.00
HR1185-8-2	1/2"-13	6	.375"	21.00
HR1191-8-2	1/2"-20	6	.375"	24.00
HR1191-10-2	5/8"-18	6	.325"	38.00
HR512	M14-1.25	6	3/8"	17.50
HR514-6	M18-1.50	6	.500"	24.00
HR327-2	1/8"-27 NPT	12		30.00

Taps and Dies, Special Sizes

tap160-001	7/32"-32	tap	n.a.	Tank top filler strip 750cc '37-'73, tank mounting, all models '18-'35.
M1421T	1/4"-24	tap	7.00	This thread size has many applications on the older Harley's, including gear cover screws, tappet guide screws, oil pump nuts, etc.
die160-005	1/4"-24	die	n.a.	
tap160-003	1/4"-32	tap	10.00	Linkert carburetor float lever pin (1196-11 and 1197-16) and bowl drain screw (1269-39), also oversize tank top screw.
tap160-002	1/4"-40	tap	15.00	Linkert carburetor low and high speed needle. (in housing and in lever 1292-27)
tap160-011	9/32"-32	tap	n.a.	Bendix carburetors.
tap160-809	5/16"-32	tap	10.00	Grease nipples, 1924 and later.
tap160-807	3/8"-20	tap	10.00	Wheel bolts 1936-1972.
die160-007	3/8"-20	die	n.a.	
tap160-416	7/16"-16	tap	n.a.	Head bolts, all Flatheads with headbolts 1930-1973, all Knuckleheads 1936-1947.
die160-006	7/16"-16	die	n.a.	
tap160-012	7/16"-24	tap	32.00	Oversize cylinder head studs 750cc.
tap160-010	7/16"-28	tap	n.a.	750cc models '41-'73 clutch lever.
C9407-1	11/16"-16	tap	32.00	Oversize timing hole plug
tap160-004	3/4"-18	tap	n.a.	1940-1965 petrol valve nipple in tank.
die160-008	3/4"-20	die	n.a.	Linkert carburetor bowl lock nut (1268-29)
tap160-904	13/16"-24	tap	n.a.	Handlebar end screw 750cc models '31-'39, all models '31-'35.
tap160-905	7/8"-24	tap	n.a.	Handlebar end screw (3330-36), 1936-1948.
die160-009	7/8"-24	die	75.00	Fork stem 750cc models.



Taps, high carbon steel, UNF/UNC

M1111T	4-36	4.50	M1427T	5/16"-18	5.75
M1112T	4-40	4.50	M1429T	5/16"-24	5.75
M1118T	6-32	4.50	M1434T	3/8"-16	6.00
M1124T	8-32	4.50	M1436T	3/8"-24	6.00
M1128T	10-24	4.50	M1439T	7/16"-14	7.00
M1131T	10-32	4.50	M1440T	7/16"-20	7.00
M1132T	12-24	4.50	M1444T	1/2"-13	8.00
M1135T	14-20	4.50	M1445T	1/2"-20	8.00
M1412T	3/16"-24	4.50	M1448T	9/16"-12	11.00
M1420T	1/4"-20	4.50	M1449T	9/16"-18	11.00
M1423T	1/4"-28	4.50			

Check Website For Availability



Dies, high carbon steel, UNF/UNC

M6112DI	4-40	8.00	M6527DI	5/16"-18	8.00
M6118DI	6-32	8.00	M6529DI	5/16"-24	8.00
M6124DI	8-32	8.00	M6534DI	3/8"-16	8.00
M6128DI	10-24	8.00	M6536DI	3/8"-24	8.00
M6131DI	10-32	8.00	M6539DI	7/16"-14	8.00
M6132DI	12-24	8.00	M6540DI	7/16"-20	8.00
M6520DI	1/4"-20	8.00	M6544DI	1/2"-13	8.00
M6523DI	1/4"-28	8.00	M6545DI	1/2"-20	8.00



Drills

General purpose drills made of fine quality high speed steel.
Hardened and tempered with extreme accuracy to retain sharpness and long life.



Fractional Sizes

M6104D	1/16"	2.00	M6112D	3/16"	3.50	M6120D	5/16"	7.00	M6128D	7/16"	12.00
M6105D	5/64"	2.00	M6113D	13/64"	3.50	M6121D	21/64"	9.00	M6129D	29/64"	15.00
M6106D	3/32"	2.00	M6114D	7/32"	3.50	M6122D	11/32"	9.00	M6130D	15/32"	15.00
M6107D	7/64"	2.00	M6115D	15/64"	5.00	M6123D	23/64"	8.75	M6131D	31/64"	17.00
M6108D	1/8"	3.00	M6116D	1/4"	5.00	M6124D	3/8"	9.50	M6132D	1/2"	17.00
M6109D	9/64"	3.00	M6117D	17/64"	5.00	M6125D	25/64"	9.50	M9134D	17/32"	32.50
M6110D	5/32"	3.00	M6118D	9/32"	5.00	M6126D	13/32"	9.50		(1/2" shank)	
M6111D	11/64"	3.00	M6119D	19/64"	7.00	M6127D	27/64"	12.00			

Letter Sizes

M4101D	A	.234"	4.00	M4108D	H	.266	5.00	M4115D	O	.316	6.75	M4122D	V	.377	9.75
M4102D	B	.238	4.00	M4109D	I	.272	5.00	M4116D	P	.323	8.00	M4123D	W	.386	9.75
M4103D	C	.242	4.00	M4110D	J	.277	5.75	M4117D	Q	.332	8.00	M4124D	X	.397	11.50
M4104D	D	.246	4.00	M4111D	K	.281	5.75	M4118D	R	.339	8.00	M4125D	Y	.404	12.50
M4105D	E	.250	4.00	M4112D	L	.290	5.75	M4119D	S	.348	9.75	M4126D	Z	.413	14.50
M4106D	F	.257	5.00	M4113D	M	.295	6.75	M4120D	T	.358	9.75				
M4107D	G	.261	5.00	M4114D	N	.302	6.75	M4121D	U	.368	9.75				

Number Sizes

M8101D	1	.228	4.00	M8121D	21	.159	2.50	M8141D	41	.096	2.00	M8161D	61	.039	2.30
M8102D	2	.221	4.00	M8122D	22	.157	2.50	M8142D	42	.093	2.00	M8162D	62	.038	2.30
M8103D	3	.213	4.00	M8123D	23	.154	2.50	M8143D	43	.089	2.00	M8163D	63	.037	2.30
M8104D	4	.209	4.00	M8124D	24	.152	2.50	M8144D	44	.086	2.00	M8164D	64	.036	2.30
M8105D	5	.205	4.00	M8125D	25	.149	2.50	M8145D	45	.082	2.00	M8165D	65	.035	2.30
M8106D	6	.204	4.00	M8126D	26	.147	2.50	M8146D	46	.081	2.00	M8166D	66	.033	2.30
M8107D	7	.201	4.00	M8127D	27	.144	2.50	M8147D	47	.078	2.00	M8167D	67	.032	2.30
M8108D	8	.199	4.00	M8128D	28	.140	2.50	M8148D	48	.076	2.00	M8168D	68	.031	2.30
M8109D	9	.196	4.00	M8129D	29	.136	2.50	M8149D	49	.073	2.00	M8169D	69	.0292	2.30
M8110D	10	.193	4.00	M8130D	30	.128	2.50	M8150D	50	.070	2.00	M8170D	70	.028	2.30
M8111D	11	.191	4.00	M8131D	31	.120	2.00	M8151D	51	.067	2.00	M8171D	71	.026	2.30
M8112D	12	.189	3.50	M8132D	32	.116	2.00	M8152D	52	.063	2.00	M8172D	72	.025	2.30
M8113D	13	.185	3.50	M8133D	33	.113	2.00	M8153D	53	.059	2.00	M8173D	73	.025	2.30
M8114D	14	.182	3.50	M8134D	34	.111	2.00	M8154D	54	.055	2.00	M8174D	74	.0225	2.30
M8115D	15	.180	3.50	M8135D	35	.110	2.00	M8155D	55	.052	2.00	M8175D	75	.021	2.70
M8116D	16	.177	3.50	M8136D	36	.106	2.00	M8156D	56	.046	2.30	M8176D	76	.020	2.70
M8117D	17	.173	3.50	M8137D	37	.104	2.00	M8157D	57	.043	2.30	M8177D	77	.018	2.70
M8118D	18	.169	2.50	M8138D	38	.101	2.00	M8158D	58	.042	2.30	M8178D	78	.016	2.70
M8119D	19	.166	2.50	M8139D	39	.099	2.00	M8159D	59	.041	2.30	M8179D	79	.0145	2.70
M8120D	20	.161	2.50	M8140D	40	.098	2.00	M8160D	60	.040	2.30	M8180D	80	.0135	2.70

Screws, Bolts, Nuts

Round Head Screws

Listed by size.



R016P	6-32 x 3/8"	park	0.50
R016Z	6-32 x 3/8"	zinc	0.30
R013Z	6-32 x 7/8"	zinc	0.30
R018P	8-32 x 1/4"	park	0.45
R018	8-32 x 1/4"	cad	0.50
R018C	8-32 x 1/4"	chrome	0.60
4940-35	8-32 x 1/4"	zinc	1.50
R019P	8-32 x 5/16"	park	0.45
R019	8-32 x 5/16"	cad	0.50
R027P	8-32 x 5/8"	park	0.50
R027	8-32 x 5/8"	cad	0.55
R026Z	8-32 x 1"	zinc	0.50
R030	10-24 x 3/8"	cad	0.55
R030P	10-24 x 3/8"	park	0.50
R030Z	10-24 x 3/8"	zinc	0.30
R030C	10-24 x 3/8"	chrome	0.60
R031P	10-24 x 1/2"	park	0.50
R031Z	10-24 x 1/2"	zinc	0.30
R031C	10-24 x 1/2"	chrome	0.60
R034	10-32 x 1/4"	cad	0.50
R034P	10-32 x 1/4"	park	0.50
R034Z	10-32 x 1/4"	zinc	0.30
R034C	10-32 x 1/4"	chrome	0.60
4941-35	10-32 x 1/4"	zinc	1.00
R041P	12-24 x 3/8"	park	0.60
R041Z	12-24 x 3/8"	zinc	0.30
R043P	12-24 x 1/2"	park	0.55
R043Z	12-24 x 1/2"	zinc	0.30
R4918-35P	12-24 x 3/4"	park	0.80
R4918-35	12-24 x 3/4"	cad	0.85
R4918-35C	12-24 x 3/4"	chrome	1.50
050	1/4-24 x 7/16"	park	2.00
R050P	1/4-24 x 7/16"	park	1.10
R050	1/4-24 x 7/16"	cad	1.15
R050C	1/4-24 x 7/16"	chrome	1.30
R050NI	1/4-24 x 7/16"	Nickle	1.50
R051P	1/4-24 x 1/2"	park	1.15
R051	1/4-24 x 1/2"	cad	1.20
R051C	1/4-24 x 1/2"	chrome	2.10
052	1/4-24 x 5/8"	park	2.00
R052P	1/4-24 x 5/8"	park	1.20
R052	1/4-24 x 5/8"	cad	1.25
R052C	1/4-24 x 5/8"	chrome	1.75
053	1/4-24 x 3/4"	park	3.00
R053	1/4-24 x 3/4"	cad	1.30
R053P	1/4-24 x 3/4"	park	1.25
053Z	1/4-24 x 3/4"	zinc	2.00
R053C	1/4-24 x 3/4"	chrome	1.80
R053NI	1/4-24 x 3/4"	Nickle	3.00

Fillister Head Screws

Listed by size.



R010P	6-32 x 1/4"	zinc	0.35
R010Z	6-32 x 1/4"	zinc	0.30
R011P	6-32 x 3/8"	park	0.45
R011Z	6-32 x 3/8"	zinc	0.30
R011C	6-32 x 3/8"	chrome	0.60
R020	8-32 x 1/4"	cad	0.50
R020P	8-32 x 1/4"	park	0.45
R020Z	8-32 x 1/4"	zinc	0.30
R020C	8-32 x 1/4"	chrome	0.60
R021P	8-32 x 3/8"	park	0.50
R021	8-32 x 3/8"	cad	0.50
R021Z	8-32 x 3/8"	zinc	0.30
R021C	8-32 x 3/8"	chrome	0.60
R021NI	8-32 x 3/8"	Nickle	0.70
4918-42	8-32 x 3/8"	green	0.40
R024P	8-32 x 3/4"	park	0.50
R024Z	8-32 x 3/4"	zinc	0.30
R024C	8-32 x 3/4"	chrome	0.60
R026P	8-32 x 1"	park	0.60
R030AP	10-24 x 3/8"	park	0.50
R030A	10-24 x 3/8"	cad	0.60
R030AZ	10-24 x 3/8"	zinc	0.30
R032P	10-24 x 1/2"	park	0.50
R032	10-24 x 1/2"	cad	0.55
R032C	10-24 x 1/2"	chrome	0.65
R033P	10-24 x 5/8"	park	0.50
R033	10-24 x 5/8"	cad	0.55
R033Z	10-24 x 5/8"	zinc	0.30
R033C	10-24 x 5/8"	chrome	0.70
R033LP	10-24 x 3/4"	park	0.60
R033L	10-24 x 3/4"	cad	0.60
R033LC	10-24 x 3/4"	chrome	0.80
R033XL	10-24 x 1"	cad	0.60
R033XLC	10-24 x 1"	chrome	0.80
R035P	10-32 x 3/8"	park	0.50
R035	10-32 x 3/8"	cad	0.55
R035C	10-32 x 3/8"	chrome	0.65
R035NI	10-32 x 3/8"	Nickle	0.65
R036P	10-32 x 1/2"	park	0.50
R036	10-32 x 1/2"	cad	0.55
R036C	10-32 x 1/2"	chrome	0.65
R036NI	10-32 x 1/2"	Nickle	0.65
R037P	10-32 x 5/8"	park	0.50
R037	10-32 x 5/8"	cad	0.55
R037C	10-32 x 5/8"	chrome	0.90
R037NI	10-32 x 5/8"	Nickle	0.90
R038P	10-32 x 3/4"	park	0.50
R038Z	10-32 x 3/4"	zinc	0.40
R038C	10-32 x 3/4"	chrome	0.70
R038AP	10-32 x 7/8"	park	0.50
R038A	10-32 x 7/8"	cad	0.50
R1523-26	10-32 x 1-1/4"	zinc	1.00
R042P	12-24 x 1/2"	park	0.50
R042	12-24 x 1/2"	cad	0.55
R042C	12-24 x 1/2"	chrome	0.70
R042NI	12-24 x 1/2"	Nickle	0.65
4967-42MD	12-24 x 1/2" special		1.50
R044Z	12-24 x 7/8"	zinc	0.50
R044C	12-24 x 7/8"	chrome	0.70

Oval Countersunk Head Screws

Listed by size.



2265W	12-24 x 3/8"	zinc	1.00
R048C	12-24 x 3/8"	chrome	0.80
R048AP	12-24 x 1/2"	park	0.75
R048A	12-24 x 1/2"	cad	0.80
R048AC	12-24 x 1/2"	chrome	1.00
R045	12-24 x 21/32"	cad	1.10
047	12-24 x 13/16"	park	2.00
R047P	12-24 x 13/16"	park	1.10
047cad	12-24 x 13/16"	cad	2.00
R047	12-24 x 13/16"	cad	1.15
R047C	12-24 x 13/16"	chrome	1.35
R1409-41MP	12-24 x 2-1/4"	park	3.25
R1409-41M	12-24 x 2-1/4"	cad	3.25
R057P	1/4-24 x 13/16"	park	1.25
R057	1/4-24 x 13/16"	cad	1.25
R057C	1/4-24 x 13/16"	chrome	1.75
R057NI	1/4-24 x 13/16"	Nickle	1.75
R2268-36P	1/4-24 x 13/16"	park	1.00
R2268-36	1/4-24 x 13/16"	cad	1.15
R2268-36C	1/4-24 x 13/16"	chrome	1.50
056	1/4-24 x 1-1/8"	park	1.95
R056P	1/4-24 x 1-1/8"	park	1.50
R056	1/4-24 x 1-1/8"	cad	1.50
R056C	1/4-24 x 1-1/8"	chrome	1.85
R056NI	1/4-24 x 1-1/8"	Nickle	1.85
2341HW	1/4-24 x 1-1/8"	zinc	1.00
R1523-32P	1/4-24 x 2"	park	3.00
R1523-32	1/4-24 x 2"	cad	3.00
R1523-32C	1/4-24 x 2"	chrome	4.00
R1523-36P	1/4-24 x 3"	park	3.25
R1523-36	1/4-24 x 3"	cad	3.25
R1523-36C	1/4-24 x 3"	chrome	4.50
058	5/16-18 x 13/16"	bare	3.00
R3805-30AP	5/16-24 x 19/32"	park	4.00
R3805-30A	5/16-24 x 19/32"	cad	4.00
R3749-30P	5/16-24 x 27/32"	park	3.00
R3749-30	5/16-24 x 27/32"	cad	3.00
R3749-30C	5/16-24 x 27/32"	chrome	3.50



Hex Head Bolts



Listed by size:

R4518-36	10-32 x 5/16"		cad	1.80
R4518-36C	10-32 x 5/16"		chrome	2.00
R1409-36P	12-24 x 3/8"		park	2.00
R1409-36	12-24 x 3/8"		cad	2.00
R054Z	1/4-20 x 1"	'grade'	zinc	0.40
R054C	1/4-20 x 1"		chrome	1.30
R692-41P	1/4-20 x 1-1/4"		park	1.50
R692-41	1/4-20 x 1-1/4"	'grade'	cad	1.50
R692-41C	1/4-20 x 1-1/4"		chrome	2.00
054A	1/4-24 x 1/2"		zinc	4.00
1123-29	1/4-24 x 5/8"		park	1.50
R1123-29	1/4-24 x 5/8"		cad	2.50
R1123-29C	1/4-24 x 5/8"		chrome	3.25
053E	1/4-24 x 3/4"		park	3.00
R053EP	1/4-24 x 3/4"		park	2.00
7223-34	1/4-24 x 3/4"	'1035 cp'	park	4.00
R7223-34	1/4-24 x 3/4"		cad	2.00
R7223-34C	1/4-24 x 3/4"		chrome	3.00
R13332-25AP	1/4-24 x 1-5/8"		park	2.50
13332-25Acad	1/4-24 x 1-5/8"	'rockford'	cad	3.20
R13332-25A	1/4-24 x 1-5/8"		cad	2.50
R13332-25AC	1/4-24 x 1-5/8"		chrome	3.25
R1725-30P	1/4-28 x 7/16"		park	1.50
R054WZ	1/4-28 x 5/8"		zinc	0.50
R054WC	1/4-28 x 5/8"		chrome	1.30
443-37P	5/16-18 x 2-3/4"		park	
443-37	5/16-18 x 2-3/4"	'1035 cp'	cad	3.00
061	5/16-24 x 1/2"	'1035 cp'	park	2.50
R061P	5/16-24 x 1/2"	'1038 cp'	park	1.30
R061Z	5/16-24 x 1/2"	'grade'	zinc	0.35
R061	5/16-24 x 1/2"	'1038 cp'	cad	1.35
R061C	5/16-24 x 1/2"		chrome	1.40
060	5/16-24 x 9/16"		park	3.00
R064PS	5/16-24 x 3/4"		park	1.45
R064P	5/16-24 x 3/4"	'1038 cp'	park	1.45
R064Z	5/16-24 x 3/4"	'grade'	zinc	0.35
R064	5/16-24 x 3/4"	'1038 cp'	cad	1.50
R064C	5/16-24 x 3/4"		chrome	1.70
R064EP	5/16-24 x 7/8"	'1038 cp'	park	1.75
R066PS	5/16-24 x 1"	'1038 cp'	park	1.75
R066P	5/16-24 x 1"	'1038 cp'	park	1.75
R066Z	5/16-24 x 1"	'grade'	zinc	0.50
R066C	5/16-24 x 1"		chrome	1.30
R066AP	5/16-24 x 1-1/8"	'1038 cp'	park	1.85
R3748-26P	5/16-24 x 1-1/8"	'1038 cp'	park	2.00
R3748-26	5/16-24 x 1-1/8"	'grade'	cad	2.00
R3748-26C	5/16-24 x 1-1/8"		chrome	2.50
R066BP	5/16-24 x 1-3/8"	'1038 cp'	park	2.00
069	5/16-24 x 1-3/8" dome head		park	1.50
R068PS	5/16-24 x 1-13/16"		park	2.10
R068P	5/16-24 x 1-13/16"	'1038 cp'	park	2.10
R068	5/16-24 x 1-13/16"	'1038 cp'	cad	2.25
R068C	5/16-24 x 1-13/16"		chrome	1.50
R3529-37PS	5/16-24 x 2-1/4"		park	2.50
R3529-37P	5/16-24 x 2-1/4"	'1038 cp'	park	2.50
R3529-37	5/16-24 x 2-1/4"	'1038 cp'	cad	2.60
R3529-37C	5/16-24 x 2-1/4"		chrome	3.00

About hex head markings:

'41 and earlier bolts were usually made by Harley and were not marked (plain head). War-time production saw the arrival of other suppliers, these could be marked "1035 cp" or "1038 cp".



'1035 cp'



'1038 cp'

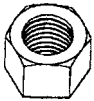


'grade'

Hex Head Bolts (continued)

R3529-36PS	5/16-24 x 2-5/8"		park	2.75
R3529-36P	5/16-24 x 2-5/8"	'1038 cp'	park	2.75
R3529-36C	5/16-24 x 2-5/8"		chrome	1.50
R070P	3/8-16 x 3/4"	'1035 cp'	park	2.70
R070Z	3/8-16 x 3/4"	'grade'	zinc	0.50
R070	3/8-16 x 3/4"	'1035 cp'	cad	2.75
R070C	3/8-16 x 3/4"		chrome	1.40
R072Z	3/8-16 x 7/8"	'grade'	zinc	0.50
R2263-36BP	3/8-16 x 1"		park	1.75
R2263-36B	3/8-16 x 1"	'grade'	cad	1.85
R2263-36BC	3/8-16 x 1"		chrome	2.25
071	3/8-16 x 1-3/16"		park	4.00
R071P	3/8-16 x 1-3/16"		park	3.00
R071	3/8-16 x 1-3/16"		cad	3.00
R071C	3/8-16 x 1-3/16"		chrome	3.75
073	3/8-16 x 1-3/8"		park	5.00
R073P	3/8-16 x 1-3/8"		park	3.00
R073	3/8-16 x 1-3/8"		cad	3.00
R073C	3/8-16 x 1-3/8"		chrome	3.75
R444-30P	3/8-16 x 3-1/4"		park	3.50
R444-30	3/8-16 x 3-1/4"		cad	3.50
R444-30C	3/8-16 x 3-1/4"		chrome	4.25
R074P	3/8-24 x 3/4"		park	2.00
R074Z	3/8-24 x 3/4"	'grade'	zinc	0.50
R074C	3/8-24 x 3/4"		chrome	1.40
R074NI	3/8-24 x 3/4"		Nickle	1.50
2823-26	3/8-24 x 7/8"		park	7.00
R2823-26P	3/8-24 x 7/8"		park	4.00
R2823-26	3/8-24 x 7/8"		cad	4.00
R2823-26C	3/8-24 x 7/8"		chrome	5.00
4336W	3/8-24 x 1-1/8"	'grade'	zinc	2.50
2100-16	3/8-24 x 1-1/8"	'dome head'	park	4.00
R079P	3/8-24 x 1-1/8"		park	3.25
R079	3/8-24 x 1-1/8"		cad	3.35
R079C	3/8-24 x 1-1/8"		chrome	3.85
R078C	3/8-24 x 1-1/4"		chrome	1.50
R075	3/8-24 x 1-3/8"		cad	4.50
R075C	3/8-24 x 1-3/8"		chrome	5.00
R075P	3/8-24 x 1-3/8"		park	4.50
R437-26P	3/8-24 x 1-3/4"	'1035 cp'	park	5.00
R437-26	3/8-24 x 1-3/4"	'1035 cp'	cad	5.00
R437-26C	3/8-24 x 1-3/4"		chrome	6.00
R437-36P	3/8-24 x 2-5/8"		park	5.00
R437-36	3/8-24 x 2-5/8"	'1038 cp'	cad	5.00
R437-36C	3/8-24 x 2-5/8"		chrome	6.00
R438-36P	3/8-24 x 3-5/16"	'1038 cp'	park	6.00
R438-36	3/8-24 x 3-5/16"	'1038 cp'	cad	6.00
R438-36C	3/8-24 x 3-5/16"		chrome	7.00
2807-30	7/16-20 x 1"		park	5.00
2807-3035	7/16-20 x 1"	'1035 cp'	park	8.00
R080P	7/16-20 x 1-1/2"		park	5.00
R080Z	7/16-20 x 1-1/2"	'grade'	zinc	0.70
R080C	7/16-20 x 1-1/2"		chrome	1.70
R6033-30P	7/16-20 x 1-5/16"	'1035 cp'	park	4.10
R6033-30	7/16-20 x 1-5/16"	'1035 cp'	cad	4.10
R6033-30C	7/16-20 x 1-5/16"		chrome	5.50
14-30	7/16-20 x 1-3/4"		park	6.00

Screws, Bolts, Nuts



About nuts:

Early 1940's and earlier nuts were mostly manufactured by H-D and were machined from stock. These nuts are clearly different than the later style nuts. We have marked all the nuts on this page with a 'm' to indicate that they are machined.

'machined'
(sharp edges)



not 'machined'
(round edges)

Nuts

Listed by size:

R0101P	6-32 x 7/64" x 5/16"	park	0.40
R0101B	6-32 x 7/64" x 5/16"	brass	0.40
R0101Z	6-32 x 7/64" x 5/16"	zinc	0.40
R0103P	8-32 x 1/8" x 11/32"	park	0.40
R0103	8-32 x 1/8" x 11/32"	cad	0.40
R0103Z	8-32 x 1/8" x 11/32"	zinc	0.40
R0104P	10-24 x 1/8" x 3/8"	park	0.40
R0104	10-24 x 1/8" x 3/8"	cad	0.40
R0104Z	10-24 x 1/8" x 3/8"	zinc	0.40
R0104C	10-24 x 1/8" x 3/8"	chrome	0.50
R0104FP	10-24 x 3/8" flexlock	park	0.85
R0104F	10-24 x 3/8" flexlock	cad	0.85
R0104FNI	10-24 x 3/8" flexlock	Nickle	1.35
4434-23	10-24 x 1/4" x 3/8"	'm' cad	1.70
0105cop	10-32 x 1/8" x 5/16"	brass	0.70
R0105cop	10-32 x 1/8" x 5/16"	brass	0.40
0105copm	10-32 x 1/8" x 5/16"	'm' brass	1.30
0105cad	10-32 x 1/8" x 5/16"	cad	1.00
R0105Z	10-32 x 1/8" x 5/16"	zinc	0.30
R0105C	10-32 x 1/8" x 5/16"	chrome	0.50
R0105AP	10-32 x 1/8" x 3/8"	park	0.50
R0105AZ	10-32 x 1/8" x 3/8"	zinc	0.50
R0105AC	10-32 x 1/8" x 3/8"	chrome	0.50
R0106P	12-24 x 5/32" x 7/16"	park	0.40
R0106	12-24 x 5/32" x 7/16"	cad	0.40
R0106Z	12-24 x 5/32" x 7/16"	zinc	0.30
R0107C	1/4-20 x 1/4" x 7/16"	chrome	0.70
R0107P	1/4-20 x 1/4" x 1/2"	'm' park	0.90
R0107	1/4-20 x 1/4" x 1/2"	'm' cad	0.95
0108	1/4-24 x 5/32" x 7/16"	'm' park	1.50
R0108P	1/4-24 x 5/32" x 7/16"	'm' park	0.90
R0108M	1/4-24 x 5/32" x 7/16"	'm' cad	0.95
R0108C	1/4-24 x 5/32" x 7/16"	chrome	0.70
R0108NI	1/4-24 x 5/32" x 7/16"	'm' Nickle	1.25
0109	1/4-24 x 7/32" x 7/16"	'm' park	2.00
0109C	1/4-24 x 7/32" x 7/16"	'm' chrome	2.30
451-37	1/4-24 x 1/4" x 1/2"	park	2.00
R451-37P	1/4-24 x 1/4" x 1/2"	'm' park	0.90
R451-37	1/4-24 x 1/4" x 1/2"	'm' cad	0.90
R451-37C	1/4-24 x 1/4" x 1/2"	'm' chrome	1.25
R0111P	5/16-18 x 17/64" x 1/2"	'm' park	0.90
R0111Z	5/16-18 x 17/64" x 1/2"	zinc	0.30
R0111	5/16-18 x 17/64" x 1/2"	'm' cad	0.95
R0111C	5/16-18 x 17/64" x 1/2"	chrome	0.80
R0111NI	5/16-18 x 17/64" x 1/2"	Nickle	1.00
R0112P	5/16-24 x 17/64" x 7/16"	'm' park	1.00
R0112	5/16-24 x 17/64" x 7/16"	'm' cad	1.10
R0112NI	5/16-24 x 17/64" x 7/16"	'm' Nickle	1.20
R0117BP	5/16-24 x 3/16" x 1/2"	park	1.00
R0117B	5/16-24 x 3/16" x 1/2"	cad	1.10
R0117BC	5/16-24 x 3/16" x 1/2"	chrome	1.20
R0117P	5/16-24 x 17/64" x 1/2"	'm' park	0.95
R0117Z	5/16-24 x 17/64" x 1/2"	zinc	0.30
R0117	5/16-24 x 17/64" x 1/2"	cad	0.40
R0117M	5/16-24 x 17/64" x 1/2"	'm' cad	1.00
R0117C	5/16-24 x 17/64" x 1/2"	chrome	0.75
R0117NI	5/16-24 x 17/64" x 1/2"	Nickle	1.35
R7725	5/16-24 x 1/2" flexloc	cad	1.50
R7725C	5/16-24 x 1/2" flexloc	chrome	1.55
R0117A	5/16-24 x 5/16" x 9/16"	'm' park	1.15
R0120P	3/8-16 x 5/16" x 9/16"	'm' park	1.15
R0120	3/8-16 x 5/16" x 9/16"	'm' cad	1.20
R0120C	3/8-16 x 5/16" x 9/16"	'm' chrome	1.35
R0120NI	3/8-16 x 5/16" x 9/16"	'm' Nickle	1.40
R0129AP	3/8-24 x 7/32" x 9/16"	park	1.00
R0129A	3/8-24 x 7/32" x 9/16"	cad	1.00
R0129AC	3/8-24 x 7/32" x 9/16"	chrome	1.35
R0129C	3/8-24 x 7/32" x 9/16"	chrome	1.40

Nuts (continued)

0129	3/8-24 x 1/4" x 9/16"	'm' park	1.50
0129.50pack	Bag of 50 nuts	'm' park	45.00
R0129P	3/8-24 x 1/4" x 9/16"	'm' park	1.15
R0129	3/8-24 x 1/4" x 9/16"	'm' cad	1.25
0129C	3/8-24 x 1/4" x 9/16"	'm' chrome	2.50
0129Z	3/8-24 x 1/4" x 9/16"	'm' zinc	2.00
R0127P	3/8-24 x 21/64" x 9/16"	'm' park	1.20
R0127Z	3/8-24 x 21/64" x 9/16"	zinc	0.30
R0127	3/8-24 x 21/64" x 9/16"	'm' cad	1.30
R0127C	3/8-24 x 21/64" x 9/16"	chrome	0.85
R0127NI	3/8-24 x 21/64" x 9/16"	'm' Nickle	1.60
R0123P	3/8-24 x 1/2" x 9/16"	'm' park	1.20
R0123	3/8-24 x 1/2" x 9/16"	'm' cad	1.35
R0123C	3/8-24 x 1/2" x 9/16"	chrome	2.25
R0123NI	3/8-24 x 1/2" x 9/16"	'm' Nickle	1.90
2633-30A	3/8-24 x 7/32" x 5/8"	'm' bare	2.00
R0125P	3/8-24 x 1/4" x 5/8"	'm' park	1.20
R2318-36AP	3/8-24 x 21/64" x 5/8"	'm' park	1.30
R2318-36A	3/8-24 x 21/64" x 5/8"	'm' cad	1.35
R2318-36AC	3/8-24 x 21/64" x 5/8"	'm' chrome	1.50
0128	3/8-24 x 9/16" castle	park	3.00
R0128P	3/8-24 x 9/16" castle	park	1.60
R0128	3/8-24 x 9/16" castle	cad	1.70
R0128C	3/8-24 x 9/16" castle	chrome	1.85
R0128NI	3/8-24 x 9/16" castle	Nickle	2.00
3910-37	3/8-24 x 15/16" castle	park	3.00
R3910-37P	3/8-24 x 15/16" castle	park	2.75
R3910-37	3/8-24 x 15/16" castle	cad	2.75
R3910-37C	3/8-24 x 15/16" castle	chrome	3.50
R7775P	3/8-24 x 9/16" flexloc	park	2.25
R7775	3/8-24 x 9/16" flexloc	cad	2.25
R0130P	7/16-18 x 1/4" x 11/16"	'm' park	1.30
R0130	7/16-18 x 1/4" x 11/16"	'm' cad	1.65
R0130NI	7/16-18 x 1/4" x 11/16"	'm' Nickle	1.80
R4166-28P	7/16-20 x 1/4" x 9/16"	'm' park	1.40
R4166-28	7/16-20 x 1/4" x 9/16"	'm' cad	1.50
R4166-28C	7/16-20 x 1/4" x 9/16"	'm' chrome	2.00
R0136P	7/16-20 x 1/4" x 5/8"	'm' park	1.30
R0136	7/16-20 x 1/4" x 5/8"	'm' cad	1.35
R0136C	7/16-20 x 1/4" x 5/8"	'm' chrome	1.40
R0133P	7/16-20 x 3/8" x 5/8"	'm' park	1.30
R0133	7/16-20 x 3/8" x 5/8"	'm' cad	1.35
R0133C	7/16-20 x 3/8" x 5/8"	'm' chrome	1.50
0134	7/16-20 x 1/2" x 5/8"	'm' park	2.00
R0134P	7/16-20 x 1/2" x 5/8"	'm' park	1.35
R0134	7/16-20 x 1/2" x 5/8"	'm' cad	1.45
R0134C	7/16-20 x 1/2" x 5/8"	'm' chrome	2.50
R0134NI	7/16-20 x 1/2" x 5/8"	'm' Nickle	2.50
0138	7/16-20 x 5/8" castle	cad	3.20
R7825P	7/16-20 x 5/8" flexlock	park	3.00
R7825	7/16-20 x 5/8" flexlock	cad	3.15
R7872	7/16-20 x 5/8" red cap	2.00	
R7872B	7/16-20 x 5/8" black cap	2.00	
R7863	7/16-20 x 3/8" x 3/4"	'm' cad	1.50
R7863C	7/16-20 x 3/8" x 3/4"	'm' chrome	1.80
R2644-30P	7/16-20 x 7/16" x 3/4"	'm' park	2.00
R2644-30	7/16-20 x 7/16" x 3/4"	'm' cad	2.00
R2644-30C	7/16-20 x 7/16" x 3/4"	'm' chrome	2.75
2641-30	7/16-20 x 9/32" x 13/16"	'm' park	2.00
2641-30C	7/16-20 x 9/32" x 13/16"	'm' chrome	3.00
R4079-26P	7/16-20 x 13/32" x 13/16"	'm' park	4.75
R4079-26	7/16-20 x 13/32" x 13/16"	'm' cad	4.75
0131	7/16-24 x 1/4" x 3/4"	'm' park	2.00
0135A	1/2-13 x 1/2" x 7/8"	zinc	3.50
R2634-30AP	1/2-20 x 3/8" x 3/4"	'm' park	2.00
R2634-30A	1/2-20 x 3/8" x 3/4"	'm' cad	2.00
R2634-30AC	1/2-20 x 3/8" x 3/4"	'm' chrome	2.75

Nuts (continued)

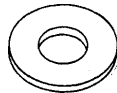
R2634-36	1/2-20 x 3/4 acorn nut	park	4.00
R2634-36C	1/2-20 x 3/4 acorn nut	chrome	4.50
R2643-31	1/2-20 x 5/16" x 13/16" 'm'	park	1.70
R2643-31cad	1/2-20 x 5/16" x 13/16" 'm'	cad	1.75
R6032-36P	1/2-20 x 7/16" x 7/8" 'm'	park	1.80
7914	1/2-20 x 7/16" x 7/8"	zinc	4.00
7907	1/2-20 x 7/16" x 7/8" 'm'	bare	3.00
R4178-42P	1/2-20 x 7/8" castle nut	park	5.00
R4178-42	1/2-20 x 7/8" castle nut	cad	6.00
R4178-42C	1/2-20 x 7/8" castle nut	chrome	7.50
R7926	1/2-20 x 9/32" x 1-3/16" 'm'		6.00
R6036-36BP	9/16-18 x 11/32" x 15/16" 'm'	park	2.50
R6036-36B	9/16-18 x 11/32" x 15/16" 'm'	cad	2.65
R3996-36P	5/8-18 x 7/16" x 7/8" 'm'	park	2.50
R3996-36	5/8-18 x 7/16" x 7/8" 'm'	cad	2.70
R3996-36C	5/8-18 x 7/16" x 7/8" 'm'	chrome	4.00
R7974P	5/8-18 x 7/32" x 15/16" 'm'	park	2.50
R7974	5/8-18 x 7/32" x 15/16" 'm'	cad	2.50
364-29	5/8-18 x 7/32" x 15/16" 'm'		8.00
R364-29	5/8-18 x 7/32" x 15/16" 'm'		6.50
R2274-36	5/8-18 x 7/32" x 1" 'm'		3.25

Nuts (continued)

2050-12	5/8-18 x 5/16" x 1-1/16" 'm'	park	7.00
0142	5/8 -24 x 7/32" x 7/8" 'm'	park	3.00
R2050-30	11/16-18 x 1" special	'm' park	11.00
364-37	11/16-18 x 7/32" x 1-1/16" 'm'		4.00
R8011	11/16-18 x 7/32" x 1-3/16" 'm'		5.50
3929-44	11/16-24 x 15/16" special	'm' park	6.00
R3929-44P	11/16-24 x 15/16" special	'm' park	7.00
R3929-44	11/16-24 x 15/16" special	'm' cad	7.00
R3929-44C	11/16-24 x 15/16" special	'm' chrome	9.00
R8025	3/4-16 x 11/16" x 1-1/16" 'm'		8.75
2932-14	3/4-18 x 7/16" x 1-1/16" 'm'	park	6.00
R364-36	3/4-18 x 9/32" x 1-3/16" 'm'		8.50
R365-15	13/16-18 x 1/4" x 1-3/16" 'm'		9.00
R4005-35P	13/16-24 x 19/64" x 1-3/16" 'm'	park	11.00
R4005-35	13/16-24 x 19/64" x 1-3/16" 'm'	cad	11.00
R4005-35C	13/16-24 x 19/64" x 1-3/16" 'm'	chrome	12.75
R4184-30P	13/16-24 x 3/8" x 1-3/16" 'm'	park	6.00
R4184-30	13/16-24 x 3/8" x 1-3/16" 'm'	cad	6.50
R4184-30C	13/16-24 x 3/8" x 1-3/16" 'm'	chrome	8.00

Washers

Listed by size:



R6189W	5/32" x 25/64" x .032"	brass	0.35
R0202A	3/16" x 21/64" x 1/64"	zinc	0.40
R0201P	3/16" x 7/16" x 1/32"	park	0.25
R0201	3/16" x 7/16" x 1/32"	zinc	0.30
R0201A	13/64" x 3/8" x 1/32"	brass	0.50
R0205P	7/32" x 1/2" x 1/16"	park	0.30
0207	1/4" x 7/16" x 1/32"	park	1.00
R6099	1/4" x 7/16" x 1/16"	zinc	0.40
R6099C	1/4" x 7/16" x 1/16"	chrome	0.35
1417-42	1/4" x 1/2" x 1/16"		0.80
R0208AP	1/4" x 9/16" x 1/16"	park	0.30
R0207B	1/4" x 9/16" x 1/32"	zinc	0.30
R0208P	1/4" x 5/8" x 1/16"	park	0.30
R0208Z	1/4" x 5/8" x 1/16"	zinc	0.30
R0208C	1/4" x 5/8" x 1/16"	chrome	0.40
R0208NI	1/4" x 5/8" x 1/16"	Nickle	0.50
R0211	9/32" x 15/32" x 1/32"		0.50
R0213P	5/16" x 1/2" x 3/32"	park	0.40
R0213NI	5/16" x 1/2" x 3/32"	Nickle	0.50
R0212P	5/16" x 9/16" x 1/32"	park	0.40
R0212	5/16" x 9/16" x 1/32"	stainless	0.30
R0212C	5/16" x 9/16" x 1/32"	chrome	0.45
R6316WP	5/16" x 5/8" x 1/16"	park	0.25
R6316W	5/16" x 5/8" x 1/16"	cad/zinc	0.30
R6316WC	5/16" x 5/8" x 1/16"	chrome	0.50
R0214P	5/16" x 11/16" x 1/16"	park	0.40
R0214	5/16" x 11/16" x 1/16"	cad	0.40
R0214C	5/16" x 11/16" x 1/16"	Nickle	0.40
6327B	5/16" x 3/4" x 1/16"	park	1.00
R6327B	5/16" x 3/4" x 1/16"	zinc	0.30
R0215P	5/16" x 15/16" x 1/16"	park	0.50
R0212AP	21/64" x 15/16" x 3/16"	park	0.90
R2788-30	3/8" x 9/16" x 1/16"	park	1.00
R6377	3/8" x 5/8" x 1/32"	brass	0.50
R0226P	3/8" x 5/8" x 3/64"	park	0.50
R0224AP	3/8" x 23/32" x 1/16"	park	0.50

Washers (continued)

R0224P	3/8" x 13/16" x 1/16"	park	0.50
R0224	3/8" x 13/16" x 1/16"	cad	0.50
R0224C	3/8" x 13/16" x 1/16"	chrome	0.70
R0224NI	3/8" x 13/16" x 1/16"	Nickle	0.70
R0225P	3/8" x 13/16" x 7/64"	park	0.50
R0223AP	3/8" x 7/8" x 1/8"	park	0.90
R0223A	3/8" x 7/8" x 1/8"	cad	0.90
R0223AC	3/8" x 7/8" x 1/8"	chrome	1.10
R0223P	3/8" x 1" x 1/8"	park	0.90
R0223	3/8" x 1" x 1/8"	cad	0.90
R0223C	3/8" x 1" x 1/8"	chrome	1.20
R13457-40P	3/8" x 1-1/8" x 1/8"	park	1.00
R13457-40cad	3/8" x 1-1/8" x 1/8"	cad	1.10
R13457-40C	3/8" x 1-1/8" x 1/8"	chrome	2.50
R0227AP	25/64" x 13/16" x 1/8"	park	0.60
3572-36C	13/32" x 5/8" x 13/32"	park	0.60
R3572-36C	13/32" x 5/8" x 13/32"	brass	0.50
2952-35	13/32" x 11/16" x 1/4"	park	2.50
0228	7/16" x 21/32" x 1/16"	park	1.50
R2242-36B	7/16" x 3/4" x 1/64"	zinc	0.40
R15-36P	7/16" x 3/4" x 1/8"	park	0.60
R15-36	7/16" x 3/4" x 1/8"	cad	0.60
R15-36C	7/16" x 3/4" x 1/8"	chrome	0.85
R0232P	7/16" x 13/16" x 3/32"	park	0.70
0232	7/16" x 13/16" x 3/32"	cad	1.50
R0232C	7/16" x 13/16" x 3/32"	chrome	1.00
0230	7/16" x 15/16" x 1/8"	park	2.00
R0230P	7/16" x 15/16" x 1/8"	park	0.85
R0230	7/16" x 15/16" x 1/8"	cad	0.85
R0230C	7/16" x 15/16" x 1/8"	chrome	1.00
R0234	29/64" x 1-1/8" x .015"		0.60
R0231P	29/64" x 1-1/8" x 3/32"	park	1.00
0231W	29/64" x 1-1/8" x 3/32"	cad	2.25
R1643-29	15/32" x 3/4" x .033"		0.80
R1643-29S	15/32" x 3/4" x .070"		0.80
1643-30	15/32" x 3/4" x .072"	park	2.00
R13458-36P	1/2" x 1-1/8" x 3/32"	park	1.00
R13458-36cad	1/2" x 1-1/8" x 3/32"	cad	1.10
R13458-36C	1/2" x 1-1/8" x 3/32"	chrome	1.40
R6581	17/32" x 15/16" x .025"	brass	0.95

Screws, Bolts, Nuts

Lockwashers

Listed by size:


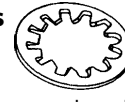


R0250	No. 4 x 17/64" x 1/32"	zinc	0.20
R0251	No. 6 x 15/64" x 1/32"	zinc	0.20
R0252P	No. 8 x 5/32" x 1/32"	park	0.20
R0252	No. 8 x 5/32" x 1/32"	zinc	0.20
R0252C	No. 8 x 5/32" x 1/32"	chrome	0.30
R0254P	No. 10 x 21/64" x 3/64"	park	0.20
R0254	No. 10 x 21/64" x 3/64"	zinc	0.20
R0254C	No. 10 x 21/64" x 3/64"	chrome	0.30
0253	3/16" x 3/8" x 3/64"	park	0.25
R0255P	No. 12 x 11/32" x 3/64"	park	0.20
R0255	No. 12 x 11/32" x 3/64"	zinc	0.20
0255A	7/32" x 15/32" x 3/64"	park	n.a.
R0256P	1/4" x 1/2" x 1/16"	park	0.20
R0256	1/4" x 1/2" x 1/16"	zinc	0.20
R0256C	1/4" x 1/2" x 1/16"	chrome	0.30
R0259P	5/16" x 9/16" x 1/16"	park	0.20
R0259	5/16" x 9/16" x 1/16"	zinc	0.20
R0259C	5/16" x 9/16" x 1/16"	chrome	0.30
R0261B	3/8" x 5/8" x 1/16"	bare	0.20
R0261P	3/8" x 5/8" x 1/16"	park	0.20
R0261	3/8" x 5/8" x 1/16"	zinc	0.20
R0261C	3/8" x 5/8" x 1/16"	chrome	0.30
R0265P	7/16" x 11/16" x 3/32"	park	0.55
R0265	7/16" x 11/16" x 3/32"	zinc	0.60
R0265C	7/16" x 11/16" x 3/32"	chrome	0.75
R0265AP	7/16" x 3/4" x 3/32"	park	0.85
R0265A	7/16" x 3/4" x 3/32"	zinc	0.30
R0265AC	7/16" x 3/4" x 3/32"	chrome	0.55
R0266P	7/16" x 3/4" x 1/8"	park	0.75
R0266	7/16" x 3/4" x 1/8"	cad	0.75
R0266C	7/16" x 3/4" x 1/8"	chrome	0.85
0266	7/16" x 13/16" x 3/32"	park	n.a.
R0269P	9/16" x 15/16" x 3/32"	park	0.85
R0269	9/16" x 15/16" x 3/32"	zinc	0.30
R7043	3/4" x 1-1/4" x 3/16"	zinc	0.50

0253, 0255A, 0266 are special lockwashers (larger o.d.)

Special Lockwashers

Listed by size:



R7206W	No. 4	external tooth	zinc	0.20
R0351	No. 6	internal tooth	zinc	0.20
R7143	No. 8	external tooth	zinc	0.30
R0352	No. 8	internal tooth	zinc	0.20
R0353	No. 8	external-internal	zinc	0.25
R0354	No. 10	external tooth	zinc	0.20
R0356	No. 10	internal tooth	zinc	0.20
R7121	No. 12	internal tooth	zinc	0.20
R0359	1/4"	internal tooth	zinc	0.20
R0363P	1/4"	external tooth	park	0.30
R0363	1/4"	external tooth	zinc	0.20
R7229W	1/4"	external-internal	zinc	0.35
R0365P	1/4"	countersunk	park	0.30
R0365	1/4"	countersunk	zinc	0.25
R0360	5/16"	internal tooth	zinc	0.20
R7232	5/16"	external tooth	zinc	0.20
R0370P	5/16"	countersunk	park	0.40
R0370	5/16"	countersunk	zinc	0.30
R7042	5/16"	high collar	zinc	0.30
R0374	3/8"	internal tooth	zinc	0.20
R7145W	3/8"	external tooth	zinc	0.25
R6027W	3/8"	countersunk	zinc	0.35
R7045	3/8"	high collar	zinc	0.30
R0362	7/16"	internal tooth	zinc	0.20
R7129	1/2"	internal tooth	zinc	0.25
R0390	1/2"	external tooth	zinc	0.25
R7242	5/8"	external tooth	zinc	0.30
R7142	3/4"	internal tooth	zinc	0.30
R7144	3/4"	external tooth	zinc	0.30

Steel Balls



R1297-26	5/32" steel ball	0.35
R0279	3/16" steel ball	0.20
R2472-41B	7/32" steel ball	0.15
R0280	1/4" steel ball	0.20
R0282	5/16" steel ball	0.20
R704-36	3/8" steel ball	0.40
R0283	3/8" stainless steel ball	1.50
R2251-36	1/2" steel ball	1.00

Grease Fittings




R0340	Alemite fitting	'24-'37	Nickle	3.00
R0344	Grease nipple	straight	zinc	1.90
R0344C	Grease nipple	straight	chrome	2.00
R0344P	Grease nipple	straight	park	1.90
0345	Grease nipple	67.5° angle	cad	3.00
R0347	Grease nipple	90° angle	zinc	2.00

Rivets



1647-31A	1/8" x 9/32"	brass	tubular	0.50
4046-31	9/64" x 9/32"	brass	tubular	0.30
R4033-35	5/32" x 1/2"	steel	round head	0.25
2485-41A	3/16" x 7/32"	brass	countersunk	0.20
R2485-41	3/16" x 9/32"	brass	countersunk	n.a.
2485-40	3/16" x 3/8"	brass	countersunk	0.20
0306	3/16" x 5/16"	steel	round head	0.50
R0308	3/16" x 9/16"	steel	round head	0.35
0314	3/16" x 3/8"	steel	truss head	1.00

Cotter Pins



R551	3/64" x 9/16"	zinc	0.20
R0290P	1/16" x 1/2"	park	0.15
R0290	1/16" x 1/2"	zinc	0.15
R0296	1/16" x 5/8"	zinc	0.15
R0297	1/16" x 3/4"	zinc	0.15
R0291P	3/32" x 5/8"	park	0.15
R0291	3/32" x 5/8"	zinc	0.15
R0298	3/32" x 7/8"	zinc	0.15
513	3/32" x 15/16"	zinc	0.60
R0292P	3/32" x 1"	park	0.20
R0292	3/32" x 1"	zinc	0.15
R0293	1/8" x 5/8"	zinc	0.15
R0294	1/8" x 1-1/4"	zinc	0.20
R511	9/64" x 1-1/4"	zinc	0.25
R0295	3/16" x 1"	zinc	0.25



Round head machine screw, zinc

H01044005	4-40 x 1/4"	0.30
H01044007	4-40 x 3/8"	0.30
H01044010	4-40 x 1/2"	0.30
H01044012	4-40 x 5/8"	0.30
H01044015	4-40 x 3/4"	0.30
H01054005	5-40 x 1/4"	0.30
H01054010	5-40 x 1/2"	0.30
H01063205	6-32 x 1/4"	0.30
H01063207	6-32 x 3/8"	0.30
H01063210	6-32 x 1/2"	0.30
H01063212	6-32 x 5/8"	0.30
H01063215	6-32 x 3/4"	0.30
H01063220	6-32 x 1"	0.30
H01063225	6-32 x 1 1/4"	0.30
H01063230	6-32 x 1 1/2"	0.30
H01083205	8-32 x 1/4"	0.30
H01083207	8-32 x 3/8"	0.30
H01083210	8-32 x 1/2"	0.30
H01083212	8-32 x 5/8"	0.30
H01083215	8-32 x 3/4"	0.30
H01083217	8-32 x 7/8"	0.30
H01083220	8-32 x 1"	0.50
H01083225	8-32 x 1 1/4"	0.50
H01083230	8-32 x 1 1/2"	0.50
H01102407	10-24 x 3/8"	0.30
H01102410	10-24 x 1/2"	0.30
H01102412	10-24 x 5/8"	0.30
H01102415	10-24 x 3/4"	0.30
H01102420	10-24 x 1"	0.50
H01102425	10-24 x 1 1/4"	0.50
H01102430	10-24 x 1 1/2"	0.50
H01102435	10-24 x 1 3/4"	0.50
H01102440	10-24 x 2"	0.50
H01103207	10-32 x 3/8"	0.30
H01103210	10-32 x 1/2"	0.30
H01103212	10-32 x 5/8"	0.30
H01103215	10-32 x 3/4"	0.30
H01103220	10-32 x 1"	0.50
H01103225	10-32 x 1 1/4"	0.50
H01103230	10-32 x 1 1/2"	0.50
H01103235	10-32 x 1 3/4"	0.50
H01103240	10-32 x 2"	0.50
H01122407	12-24 x 3/8"	0.30
H01122410	12-24 x 1/2"	0.30
H01122412	12-24 x 5/8"	0.30
H01122415	12-24 x 3/4"	0.30
H01122420	12-24 x 1"	0.50

Flat head machine screw, zinc

H02044007	4-40 x 3/8"	0.30
H02044010	4-40 x 1/2"	0.30
H02044012	4-40 x 5/8"	0.30
H02044015	4-40 x 3/4"	0.30
H02063207	6-32 x 3/8"	0.30
H02063210	6-32 x 1/2"	0.30
H02063212	6-32 x 5/8"	0.30
H02063215	6-32 x 3/4"	0.30
H02063220	6-32 x 1"	0.30
H02083207	8-32 x 3/8"	0.30
H02083210	8-32 x 1/2"	0.30
H02083212	8-32 x 5/8"	0.30
H02083215	8-32 x 3/4"	0.30
H02083220	8-32 x 1"	0.30
H02102410	10-24 x 1/2"	0.30
H02102412	10-24 x 5/8"	0.30
H02102415	10-24 x 3/4"	0.30
H02102420	10-24 x 1"	0.30
H02102425	10-24 x 1 1/4"	0.30
H02103210	10-32 x 1/2"	0.30
H02103212	10-32 x 5/8"	0.30
H02103215	10-32 x 3/4"	0.30
H02103220	10-32 x 1"	0.30
H02103225	10-32 x 1 1/4"	0.30

Flat head sheet metal screws, zinc

H03040007	4 x 3/8"	0.30
H03040010	4 x 1/2"	0.30
H03040012	4 x 5/8"	0.30
H03060007	6 x 3/8"	0.30
H03060010	6 x 1/2"	0.30
H03060012	6 x 5/8"	0.30
H03060015	6 x 3/4"	0.30
H03060020	6 x 1"	0.30
H03080007	8 x 3/8"	0.30
H03080010	8 x 1/2"	0.30
H03080012	8 x 5/8"	0.30
H03080015	8 x 3/4"	0.30
H03080020	8 x 1"	0.30
H03100010	10 x 1/2"	0.30
H03100015	10 x 3/4"	0.30
H03100020	10 x 1"	0.30
H03100025	10 x 1 1/4"	0.30
H03120010	12 x 1/2"	0.30
H03120015	12 x 3/4"	0.30
H03120020	12 x 1"	0.30
H03140010	14 x 1/2"	0.30
H03140015	14 x 3/4"	0.30
H03140020	14 x 1"	0.30



Pan head sheet metal screws, zinc

H04040007	4 x 3/8"	0.30
H04040010	4 x 1/2"	0.30
H04040012	4 x 5/8"	0.30
H04060007	6 x 3/8"	0.30
H04060010	6 x 1/2"	0.30
H04060012	6 x 5/8"	0.30
H04060015	6 x 3/4"	0.30
H04060020	6 x 1"	0.30
H04080007	8 x 3/8"	0.30
H04080010	8 x 1/2"	0.30
H04080012	8 x 5/8"	0.30
H04080015	8 x 3/4"	0.30
H04080020	8 x 1"	0.30
H04100010	10 x 1/2"	0.30
H04100012	10 x 5/8"	0.30
H04100015	10 x 3/4"	0.30
H04100020	10 x 1"	0.30
H04100025	10 x 1 1/4"	0.30
H04120010	12 x 1/2"	0.30
H04120015	12 x 3/4"	0.30
H04120020	12 x 1"	0.30
H04140010	14 x 1/2"	0.30
H04140015	14 x 3/4"	0.30
H04140020	14 x 1"	0.30



Hex head bolt, stainless steel

H06142012	1/4-20 x 5/8"	1.50
H06142015	1/4-20 x 3/4"	1.50
H06142017	1/4-20 x 7/8"	1.50
H06142020	1/4-20 x 1"	1.50
H06142025	1/4-20 x 1-1/4"	1.70
H06142030	1/4-20 x 1-1/2"	1.70
H06142035	1/4-20 x 1-3/4"	1.70
H06142040	1/4-20 x 2"	1.70
H06142045	1/4-20 x 2-1/4"	1.70
H06142812	1/4-28 x 5/8"	1.50
H06142815	1/4-28 x 3/4"	1.50
H06142817	1/4-28 x 7/8"	1.50
H06142820	1/4-28 x 1"	1.50
H06142825	1/4-28 x 1-1/4"	1.70
H06142830	1/4-28 x 1-1/2"	1.70
H06142835	1/4-28 x 1-3/4"	1.70
H06142840	1/4-28 x 2"	1.70

H06142845	1/4-28 x 2-1/4"	1.70
H06161812	5/16-18 x 5/8"	1.50
H06161815	5/16-18 x 3/4"	1.50
H06161817	5/16-18 x 7/8"	1.50
H06161820	5/16-18 x 1"	1.50
H06161825	5/16-18 x 1-1/4"	1.70
H06161830	5/16-18 x 1-1/2"	1.70
H06161835	5/16-18 x 1-3/4"	1.70
H06161840	5/16-18 x 2"	1.70
H06161845	5/16-18 x 2-1/4"	1.70
H06162412	5/16-24 x 5/8"	1.50
H06162415	5/16-24 x 3/4"	1.50
H06162417	5/16-24 x 7/8"	1.50
H06162420	5/16-24 x 1"	1.50
H06162425	5/16-24 x 1-1/4"	1.70
H06162430	5/16-24 x 1-1/2"	1.70
H06162435	5/16-24 x 1-3/4"	1.70

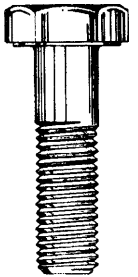
H06162440	5/16-24 x 2"	1.70
H06162445	5/16-24 x 2-1/4"	1.70
H06181615	3/8-16 x 3/4"	1.50
H06181620	3/8-16 x 1"	1.50
H06181625	3/8-16 x 1-1/4"	1.70
H06181630	3/8-16 x 1-1/2"	1.70
H06181635	3/8-16 x 1-3/4"	1.70
H06181640	3/8-16 x 2"	1.70
H06182415	3/8-24 x 3/4"	1.50
H06182420	3/8-24 x 1"	1.50
H06182425	3/8-24 x 1-1/4"	1.70
H06182430	3/8-24 x 1-1/2"	1.70
H06182435	3/8-24 x 1-3/4"	1.70
H06182440	3/8-24 x 2"	1.70



Standard Hardware


Hex head bolt, zinc

H07142010	1/4-20 x 1/2"	0.50	H07162417	5/16-24 x 7/8"	0.50	H07182470	3/8-24 x 3-1/2"	0.80
H07142012	1/4-20 x 5/8"	0.50	H07162420	5/16-24 x 1"	0.50	H07182475	3/8-24 x 3-3/4"	0.80
H07142015	1/4-20 x 3/4"	0.50	H07162425	5/16-24 x 1-1/4"	0.50	H07201415	7/16-14 x 3/4"	1.30
H07142017	1/4-20 x 7/8"	0.50	H07162430	5/16-24 x 1-1/2"	0.50	H07201420	7/16-14 x 1"	1.30
H07142020	1/4-20 x 1"	0.50	H07162435	5/16-24 x 1-3/4"	0.70	H07201425	7/16-14 x 1-1/4"	1.30
H07142025	1/4-20 x 1-1/4"	0.50	H07162440	5/16-24 x 2"	0.70	H07201430	7/16-14 x 1-1/2"	1.30
H07142030	1/4-20 x 1-1/2"	0.50	H07162445	5/16-24 x 2-1/4"	0.70	H07201435	7/16-14 x 1-3/4"	1.60
H07142035	1/4-20 x 1-3/4"	0.70	H07162450	5/16-24 x 2-1/2"	0.70	H07201440	7/16-14 x 2"	1.60
H07142040	1/4-20 x 2"	0.70	H07162455	5/16-24 x 2-3/4"	0.70	H07201445	7/16-14 x 2-1/4"	1.60
H07142045	1/4-20 x 2-1/4"	0.70	H07181610	3/8-16 x 1/2"	0.70	H07201450	7/16-14 x 2-1/2"	1.60
H07142050	1/4-20 x 2-1/2"	0.70	H07181612	3/8-16 x 5/8"	0.70	H07201455	7/16-14 x 2-3/4"	1.60
H07142055	1/4-20 x 2-3/4"	0.70	H07181615	3/8-16 x 3/4"	0.70	H07202015	7/16-20 x 3/4"	1.30
H07142810	1/4-28 x 1/2"	0.50	H07181617	3/8-16 x 7/8"	0.70	H07202020	7/16-20 x 1"	1.30
H07142812	1/4-28 x 5/8"	0.50	H07181620	3/8-16 x 1"	0.80	H07202025	7/16-20 x 1-1/4"	1.30
H07142815	1/4-28 x 3/4"	0.50	H07181625	3/8-16 x 1-1/4"	0.80	H07202030	7/16-20 x 1-1/2"	1.30
H07142817	1/4-28 x 7/8"	0.50	H07181630	3/8-16 x 1-1/2"	0.80	H07202035	7/16-20 x 1-3/4"	1.60
H07142820	1/4-28 x 1"	0.50	H07181635	3/8-16 x 1-3/4"	0.80	H07202040	7/16-20 x 2"	1.60
H07142825	1/4-28 x 1-1/4"	0.50	H07181640	3/8-16 x 2"	0.80	H07202045	7/16-20 x 2-1/4"	1.60
H07142830	1/4-28 x 1-1/2"	0.50	H07181645	3/8-16 x 2-1/4"	0.80	H07202050	7/16-20 x 2-1/2"	1.60
H07142835	1/4-28 x 1-3/4"	0.70	H07181650	3/8-16 x 2-1/2"	0.80	H07202055	7/16-20 x 2-3/4"	1.60
H07142840	1/4-28 x 2"	0.70	H07181655	3/8-16 x 2-3/4"	0.80	H07202060	7/16-20 x 3"	1.60
H07142845	1/4-28 x 2-1/4"	0.70	H07181660	3/8-16 x 3"	0.80	H07221315	1/2-13 x 3/4"	1.30
H07142850	1/4-28 x 2-1/2"	0.70	H07181665	3/8-16 x 3-1/4"	0.80	H07221320	1/2-13 x 1"	1.30
H07142855	1/4-28 x 2-3/4"	0.70	H07181670	3/8-16 x 3-1/2"	0.80	H07221325	1/2-13 x 1-1/4"	1.30
H07161812	5/16-18 x 5/8"	0.50	H07181675	3/8-16 x 3-3/4"	0.80	H07221330	1/2-13 x 1-1/2"	1.30
H07161815	5/16-18 x 3/4"	0.50	H07182410	3/8-24 x 1/2"	0.70	H07221335	1/2-13 x 1-3/4"	1.60
H07161817	5/16-18 x 7/8"	0.50	H07182412	3/8-24 x 5/8"	0.70	H07221340	1/2-13 x 2"	1.60
H07161820	5/16-18 x 1"	0.50	H07182415	3/8-24 x 3/4"	0.70	H07221345	1/2-13 x 2-1/4"	1.60
H07161825	5/16-18 x 1-1/4"	0.50	H07182417	3/8-24 x 7/8"	0.70	H07221350	1/2-13 x 2-1/2"	1.60
H07161830	5/16-18 x 1-1/2"	0.50	H07182420	3/8-24 x 1"	0.80	H07221355	1/2-13 x 2-3/4"	1.60
H07161835	5/16-18 x 1-3/4"	0.70	H07182425	3/8-24 x 1-1/4"	0.80	H07221360	1/2-13 x 3"	1.60
H07161840	5/16-18 x 2"	0.70	H07182430	3/8-24 x 1-1/2"	0.80	H07221365	1/2-13 x 3-1/4"	1.60
H07161845	5/16-18 x 2-1/4"	0.70	H07182435	3/8-24 x 1-3/4"	0.80	H07222020	1/2-20 x 1"	1.30
H07161850	5/16-18 x 2-1/2"	0.70	H07182440	3/8-24 x 2"	0.80	H07222025	1/2-20 x 1-1/4"	1.30
H07161855	5/16-18 x 2-3/4"	0.70	H07182445	3/8-24 x 2-1/4"	0.80	H07222030	1/2-20 x 1-1/2"	1.30
H07161860	5/16-18 x 3"	0.70	H07182450	3/8-24 x 2-1/2"	0.80	H07222035	1/2-20 x 1-3/4"	1.60
H07162410	5/16-24 x 1/2"	0.50	H07182455	3/8-24 x 2-3/4"	0.80	H07222040	1/2-20 x 2"	1.60
H07162412	5/16-24 x 5/8"	0.50	H07182460	3/8-24 x 3"	0.80	H07222045	1/2-20 x 2 1/4"	1.60
H07162415	5/16-24 x 3/4"	0.50	H07182465	3/8-24 x 3-1/4"	0.80	H07222050	1/2-20 x 2 1/2"	1.60
						H07222055	1/2-20 x 2 3/4"	1.60
						H07222060	1/2-20 x 3"	1.60

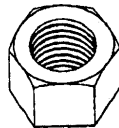


Hex head bolt, chrome plated

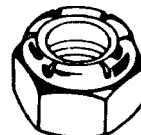
H05142012	1/4-20 x 5/8"	1.70	H05161845	5/16-18 x 2 1/4"	2.00	H05201430	7/16-14 x 1-1/2"	2.20
H05142015	1/4-20 x 3/4"	1.70	H05162410	5/16-24 x 1/2"	1.70	H05201435	7/16-14 x 1-3/4"	2.20
H05142017	1/4-20 x 7/8"	1.70	H05162412	5/16-24 x 5/8"	1.70	H05201440	7/16-14 x 2"	2.20
H05142020	1/4-20 x 1"	1.70	H05162415	5/16-24 x 3/4"	1.70	H05202020	7/16-20 x 1"	2.00
H05142025	1/4-20 x 1-1/4"	2.00	H05162417	5/16-24 x 7/8"	1.70	H05202025	7/16-20 x 1-1/4"	2.00
H05142030	1/4-20 x 1-1/2"	2.00	H05162420	5/16-24 x 1"	1.70	H05202030	7/16-20 x 1-1/2"	2.20
H05142035	1/4-20 x 1-3/4"	2.00	H05162425	5/16-24 x 1-1/4"	2.00	H05202035	7/16-20 x 1-3/4"	2.20
H05142040	1/4-20 x 2"	2.00	H05162430	5/16-24 x 1-1/2"	2.00	H05202040	7/16-20 x 2"	2.20
H05142045	1/4-20 x 2-1/4"	2.00	H05162435	5/16-24 x 1-3/4"	2.00	H05221315	1/2-13 x 3/4"	2.00
H05142812	1/4-28 x 5/8"	1.70	H05162440	5/16-24 x 2"	2.00	H05221325	1/2-13 x 1-1/4"	2.00
H05142815	1/4-28 x 3/4"	1.70	H05162445	5/16-24 x 2-1/4"	2.00	H05221330	1/2-13 x 1-1/2"	2.20
H05142817	1/4-28 x 7/8"	1.70	H05181615	3/8-16 x 3/4"	1.70	H05221340	1/2-13 x 2"	2.20
H05142820	1/4-28 x 1"	1.70	H05181620	3/8-16 x 1"	1.70	H05221345	1/2-13 x 2-1/4"	2.20
H05142825	1/4-28 x 1-1/4"	2.00	H05181625	3/8-16 x 1-1/4"	2.00	H05221350	1/2-13 x 2-1/2"	2.20
H05142830	1/4-28 x 1-1/2"	2.00	H05181630	3/8-16 x 1-1/2"	2.00	H05221355	1/2-13 x 2-3/4"	2.20
H05142835	1/4-28 x 1-3/4"	2.00	H05181635	3/8-16 x 1-3/4"	2.00	H05222020	1/2-20 x 1"	2.00
H05142840	1/4-28 x 2"	2.00	H05181640	3/8-16 x 2"	2.00	H05222030	1/2-20 x 1-1/2"	2.20
H05142845	1/4-28 x 2-1/4"	2.00	H05182415	3/8-24 x 3/4"	1.70	H05222035	1/2-20 x 1-3/4"	2.20
H05161812	5/16-18 x 5/8"	1.70	H05182420	3/8-24 x 1"	1.70	H05222040	1/2-20 x 2"	2.20
H05161815	5/16-18 x 3/4"	1.70	H05182425	3/8-24 x 1-1/4"	2.00	H05222045	1/2-20 x 2-1/4"	2.20
H05161817	5/16-18 x 7/8"	1.70	H05182430	3/8-24 x 1-1/2"	2.00	H05222050	1/2-20 x 2-1/2"	2.20
H05161820	5/16-18 x 1"	1.70	H05182435	3/8-24 x 1-3/4"	2.00	H05222055	1/2-20 x 2-3/4"	2.20
H05161825	5/16-18 x 1-1/4"	2.00	H05182440	3/8-24 x 2"	2.00			
H05161830	5/16-18 x 1-1/2"	2.00	H05201420	7/16-14 x 1"	2.00			
H05161835	5/16-18 x 1-3/4"	2.00	H05201425	7/16-14 x 1-1/4"	2.00			
H05161840	5/16-18 x 2"	2.00						



Hex nut, zinc			Hex nuts, chrome			Hex nuts, stainless steel		
H20044005	4-40 x 1/4"	0.20	H24142008	1/4-20 x 7/16"	0.60	H21063206	6-32 x 5/16"	0.50
H20063206	6-32 x 5/16"	0.20	H24142808	1/4-28 x 7/16"	0.60	H21083206	8-32 x 11/32"	0.50
H20083206	8-32 x 11/32"	0.20	H24161810	5/16-18 x 1/2"	0.70	H21102407	10-24 x 3/8"	0.50
H20102407	10-24 x 3/8"	0.20	H24162410	5/16-24 x 1/2"	0.70	H21103207	10-32 x 3/8"	0.50
H20103207	10-32 x 3/8"	0.20	H24181611	3/8-16 x 9/16"	0.80	H21142008	1/4-20 x 7/16"	0.50
H20122408	12-24 x 7/16"	0.20	H24182411	3/8-24 x 9/16"	0.80	H21142808	1/4-28 x 7/16"	0.50
H20142008	1/4-20 x 7/16"	0.20	H24201412	7/16-14 x 5/8"	0.80	H21161810	5/16-18 x 1/2"	0.50
H20142808	1/4-28 x 7/16"	0.20	H24202012	7/16-20 x 5/8"	0.80	H21162410	5/16-24 x 1/2"	0.50
H20161810	5/16-18 x 1/2"	0.20	H24222015	1/2-20 x 3/4"	1.00	H21181611	3/8-16 x 9/16"	0.60
H20162410	5/16-24 x 1/2"	0.20	H24261818	5/8-18 x 15/16"	1.20	H21182411	3/8-24 x 9/16"	0.60
H20181611	3/8-16 x 9/16"	0.30				H21202014	7/16-20 x 11/16"	0.60
H20182411	3/8-24 x 9/16"	0.30				H21222015	1/2-20 x 3/4"	1.00
H20201414	7/16-14 x 11/16"	0.30				H21261818	5/8-18 x 15/16"	2.00
H20202014	7/16-20 x 11/16"	0.30						
H20221315	1/2-13 x 3/4"	0.30						
H20222015	1/2-20 x 3/4"	0.30						
H20261118	5/8-11 x 15/16"	0.30						
H20261818	5/8-18 x 15/16"	0.30						
H20301022	3/4-10 x 1 1/8"	0.30						
H20301622	3/4-16 x 1 1/8"	0.30						



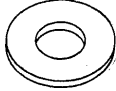
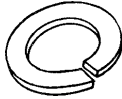


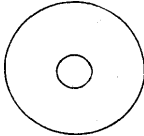

Nylock nuts, zinc			Nylock nuts, chrome		
H22044005	4-40 x 1/4"	0.30	H23102407	10-24 x 3/8"	0.70
H22063206	6-32 x 5/16"	0.30	H23103207	10-32 x 3/8"	0.70
H22083206	8-32 x 11/32"	0.30	H23142008	1/4-20 x 7/16"	0.80
H22102407	10-24 x 3/8"	0.30	H23142808	1/4-28 x 7/16"	0.70
H22103207	10-32 x 3/8"	0.30	H23161810	5/16-18 x 1/2"	0.80
H22122408	12-24 x 7/16"	0.30	H23162410	5/16-24 x 1/2"	0.80
H22142008	1/4-20 x 7/16"	0.30	H23181611	3/8-16 x 9/16"	0.90
H22142808	1/4-28 x 7/16"	0.30	H23182411	3/8-24 x 9/16"	0.90
H22161810	5/16-18 x 1/2"	0.30	H23201412	7/16-14 x 5/8"	0.90
H22162410	5/16-24 x 1/2"	0.40	H23202012	7/16-20 x 5/8"	0.90
H22181611	3/8-16 x 9/16"	0.40	H23222015	1/2-20 x 3/4"	1.00
H22182411	3/8-24 x 9/16"	0.40	H23261818	5/8-18 x 15/16"	1.10
H22201412	7/16-14 x 5/8"	0.40			
H22202012	7/16-20 x 5/8"	0.40			
H22221315	1/2-13 x 3/4"	0.40			
H22222015	1/2-20 x 3/4"	0.40			
H22261118	5/8-11 x 15/16"	0.40			
H22261818	5/8-18 x 15/16"	0.40			
H22301021	3/4-10 x 1 1/16"	0.40			
H22301621	3/4-16 x 1 1/16"	0.40			



Acorn nuts, chrome			Cap nuts, chrome		
H25102407	10-24 x 3/8"	1.30	H26102407	10-24 x 3/8"	1.50
H25103207	10-32 x 3/8"	1.30	H26103207	10-32 x 3/8"	1.50
H25142008	1/4-20 x 7/16"	1.50	H26142008	1/4-20 x 7/16"	1.50
H25142408	1/4-24 x 7/16"	1.50	H26142408	1/4-24 x 7/16"	1.50
H25142808	1/4-28 x 7/16"	1.30	H26142808	1/4-28 x 7/16"	1.30
H25161810	5/16-18 x 1/2"	1.50	H26161810	5/16-18 x 1/2"	1.50
H25162410	5/16-24 x 1/2"	1.50	H26162410	5/16-24 x 1/2"	1.50
H25181611	3/8-16 x 9/16"	1.60	H26181611	3/8-16 x 9/16"	1.70
H25182411	3/8-24 x 9/16"	1.60	H26182411	3/8-24 x 9/16"	1.70
H25201414	7/16-14 x 11/16"	2.00	H26201414	7/16-14 x 11/16"	2.00
H25202014	7/16-20 x 11/16"	2.00	H26202014	7/16-20 x 11/16"	2.00
H25221315	1/2-13 x 3/4"	3.00	H26221315	1/2-13 x 3/4"	3.00
H25222015	1/2-20 x 3/4"	3.00	H26222015	1/2-20 x 3/4"	3.00
H25241217	9/16-12 x 7/8"	3.20	H26241217	9/16-12 x 7/8"	3.20
H25241817	9/16-18 x 7/8"	3.20	H26241817	9/16-18 x 7/8"	3.20
H25261118	5/8-11 x 15/16"	4.50	H26261118	5/8-11 x 15/16"	4.50
H25261125	5/8-11 x 1 1/4"	6.50	H26261818	5/8-18 x 15/16"	4.50
H25261818	5/8-18 x 15/16"	5.50			
H25261825	5/8-18 x 1 1/4"	7.70			
H25301622	3/4-16 x 1 1/8"	6.20			



Standard Hardware

Standard flatwasher, zinc			Standard flatwasher, chrome			Flatwasher, stainless steel		
H40042002	4 x 5/16" x 1/32"	0.20	H41082802	8 x 7/16" x 1/32"	0.30	H45082402	8 x 3/8" x 1/32"	0.30
H40062403	6 x 3/8" x 3/64"	0.20	H41103202	10 x 1/2" x 1/32"	0.30	H45102803	10 x 7/16" x 3/64"	0.30
H40082804	8 x 7/16" x 1/16"	0.20	H41123604	12 x 9/16" x 1/16"	0.30	H45144004	1/4" x 5/8" x 1/16"	0.30
H40103203	10 x 1/2" x 3/64"	0.20	H41143603	1/4" x 9/16" x 3/64"	0.30	H45164404	5/16" x 11/16" x 1/16"	0.30
H40123604	12 x 9/16" x 1/16"	0.20	H41164004	5/16" x 5/8" x 1/16"	0.30	H45185204	3/8" x 13/16" x 1/16"	0.30
H40144004	1/4" x 5/8" x 1/16"	0.20	H41184804	3/8" x 3/4" x 1/16"	0.30	H45206004	7/16" x 15/16" x 1/16"	0.30
H40164404	5/16" x 11/16" x 1/16"	0.20	H41244806	7/16" x 3/4" x 3/32"	0.30	H45226804	1/2" x 1-1/16" x 1/16"	0.30
H40185204	3/8" x 13/16" x 1/16"	0.20				H45268404	5/8" x 1-5/16" x 1/16"	0.30
H40206005	7/16" x 15/16" x 5/64"	0.20						
H40226805	1/2" x 1-1/16" x 5/64"	0.20						
Standard lockwasher, zinc			Standard lockwasher, chrome			Lockwasher, stainless steel		
H50041202	4 x 3/16" x 1/32"	0.20	H53081803	8 x 9/32" x 3/64"	0.30	H55081802	8 x 9/32" x 1/32"	0.30
H50061602	6 x 1/4" x 1/32"	0.20	H53102003	10 x 5/16" x 3/64"	0.30	H55102003	10 x 5/16" x 3/64"	0.30
H50081803	8 x 9/32" x 3/64"	0.20	H53143004	1/4" x 15/32" x 1/16"	0.30	H55143004	1/4" x 15/32" x 1/16"	0.30
H50102103	10 x 21/64" x 3/64"	0.20	H53163605	5/16" x 9/16" x 5/64"	0.30	H55163605	5/16" x 9/16" x 5/64"	0.30
H50122404	12 x 3/8" x 1/16"	0.20	H53184306	3/8" x 43/64" x 3/32"	0.30	H55184406	3/8" x 11/16" x 3/32"	0.30
H50143104	1/4" x 31/64" x 1/16"	0.20	H53204807	7/16" x 3/4" x 7/64"	0.30	H55204807	7/16" x 3/4" x 7/64"	0.30
H50163605	5/16" x 9/16" x 5/64"	0.20	H53225508	1/2" x 55/64" x 1/8"	0.30	H55225408	1/2" x 27/32" x 1/8"	0.30
H50184307	3/8" x 43/64" x 7/64"	0.20	H53266710	5/8" x 1-3/64" x 5/32"	0.30	H55266709	5/8" x 1-3/64" x 9/64"	0.30
H50204908	7/16" x 49/64" x 1/8"	0.20						
H50225509	1/2" x 55/64" x 9/64"	0.20						
H50246008	9/16" x 15/16" x 1/8"	n.a.						
H50266710	5/8" x 1-3/64" x 5/32"	0.20						
H50308012	3/4" x 1-1/4" x 3/16"	0.20						
External lockwasher, zinc			Internal lockwasher, zinc					
H51040000	# 4	0.20	H52040000	# 4	0.20			
H51060000	# 6	0.20	H52060000	# 6	0.20			
H51080000	# 8	0.20	H52080000	# 8	0.20			
H51100000	#10	0.20	H52100000	#10	0.20			
H51120000	#12	0.20	H52120000	#12	0.20			
H51140000	1/4"	0.20	H52140000	1/4"	0.20			
H51160000	5/16"	0.20	H52160000	5/16"	0.20			
H51180000	3/8"	0.20	H52180000	3/8"	0.20			
H51200000	7/16"	0.20	H52200000	7/16"	0.20			
			H52220000	1/2"	0.20			
			H52260000	5/8"	0.20			
			H52280000	11/16"	0.20			
			H52300000	3/4"	0.20			
AN flatwasher (small O.D.), zinc			Hardened flatwasher, chrome			Fender washer (large O.D.), zinc		
H42062002	6 x 5/16" x 1/32"	0.20	H46143906	1/4" x 39/64" x 3/32"	0.80	H44106404	10 x 1" x 1/16"	0.20
H42082402	8 x 3/8" x 1/32"	0.20	H46164306	5/16" x 43/64" x 3/32"	0.80	H44146404	1/4" x 1" x 1/16"	0.20
H42102804	10 x 7/16" x 1/16"	0.20	H46185106	3/8" x 51/64" x 3/32"	0.80	H44169604	5/16" x 1-1/2" x 1/16"	0.20
H42143204	1/4" x 1/2" x 1/16"	0.20	H46205806	7/16" x 29/32" x 3/32"	0.80	H44189604	3/8" x 1-1/2" x 1/16"	0.20
H42163604	5/16" x 9/16" x 1/16"	0.20	H46226708	1/2" x 1-3/64" x 1/8"	0.80			
H42184004	3/8" x 5/8" x 1/16"	0.20	H46267308	5/8" x 1-9/64" x 1/8"	0.80			
H42204804	7/16" x 3/4" x 1/16"	0.20						
H42225604	1/2" x 7/8" x 1/16"	0.20						
H42267604	5/8" x 1-3/16" x 1/16"	0.20						
	