

# Wildlife Safari

Premium worksheets for Kids

Illustration: Dikhit Borah, Palanivelan

Content: Marwah & Sumitra



For  
4-6 year  
olds



# Index

## Activity Name

## Skills Acquired

*Jumbled Animals*

*Vocabulary, Logical Reasoning, Play*

*Missing Feet*

*Fine Motor, Spatial Reasoning, Play*

*Colour By Numbers*

*Play, Creativity, Logical Reasoning*

*Learn The Food Chain*

*Explore, Creativity, Cognition*

*Jungle Habitat*

*Spatial Reasoning, Fine Motor, Communication*

*My Animal Finger Puppets*

*Fine Motor, Symbolic Play, Creativity*

*Odd one out*

*Cognition, Explore, Vocabulary*

*Complete The Patterns*

*Cognition, Logical Reasoning, Play*

*Take The Animals Home*

*Fine Motor, Logical Reasoning, Empathy*

*Animals Patterns*

*Fine Motor, Cognition, Explore*

# Jumbled Animals

Looks like the names of animals are hidden among the jumbled letters!

Prompt your child to unscramble the letters to find the right spellings. (Note: The images are clues.)



**F G A R F I E**



**O N L I**



**O Y K M E N**



**A B R E**

*How This Activity Helps?*


*Encourage your little one to imitate the sound of each of these animals.*



# Missing Feet

*The animals are all muddled. Their feet are mixed up!*

*Prompt your child to match the animals with their respective feet. Well, it's a maze, after all.*



## *How This Activity Helps?*

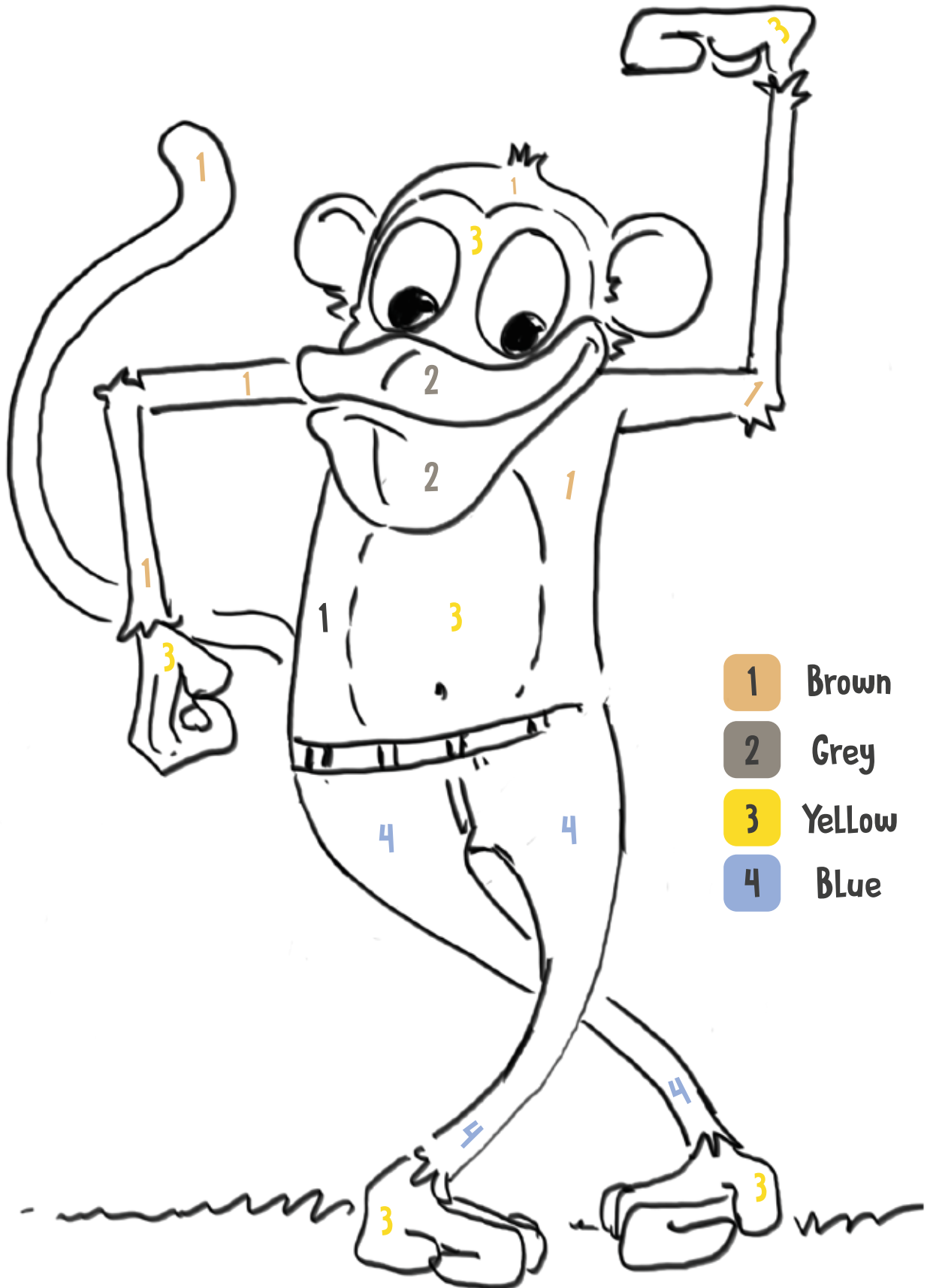
*Your child's logic is put to test while they try to solve the maze.*

*Ask your child to narrate an imaginative and funny tale of how the animals got their feet mixed up.*

# Colour By Numbers

Where did all the colours vanish?

Help your child colour the monkey according to the numbers indicated. Each number has a corresponding colour.



How this activity helps?

Matching the colour to the number requires a lot of concentration. Your child's attention span increases as they concentrate for a long time.

# Learn The Food Chain

- What's the connection between an eagle, a snake, a frog, and an insect? Aren't they all part of a food chain?
- Prompt your child to learn about the food chain, by colouring, then by drawing the arrows in the right direction.




## How this activity helps?

Your child learns about food chain — the eagle is at the top of the food chain, while the insect is at the bottom. Introduce your child to the concept of how food chain is essential for a sustainable ecosystem.

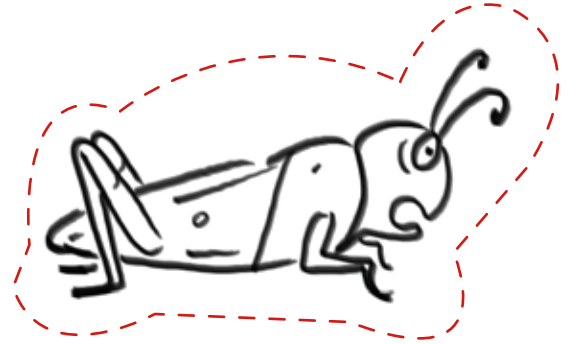
# Jungle Habitat

Do you know where each of these animals live? Then, how about helping them find their homes?


Prompt your child colour the wild animals, cut them out, and glue them in their homes. A jungle canvas is given in the next page.



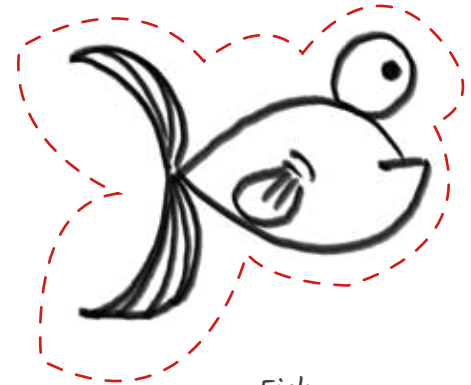
Eagle



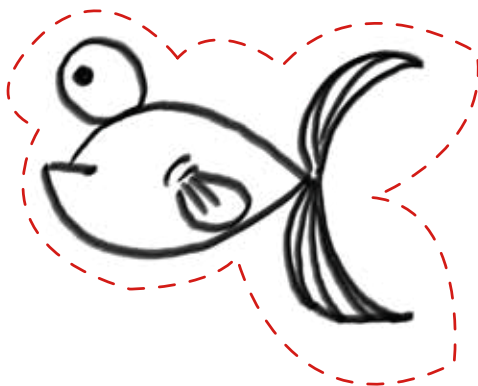
Grasshopper



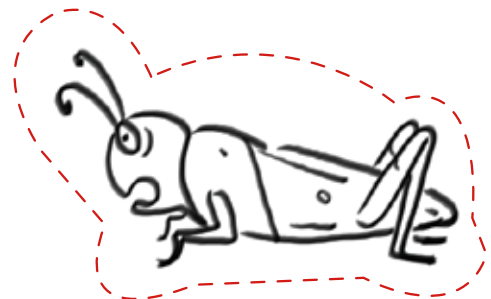
Lion



Fish



Fish




Grasshopper

How this activity helps?

Your child associates the animals with their homes.

With your child, discuss the habitats of different animals — jungle is a big space, after all.







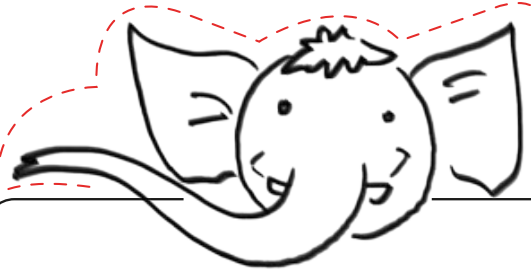
# My Animal Finger Puppets

Are you ready to have animals on your fingertips? Get ready to make the puppets!


Prompt your child to cut along the lines of the animals, then help them identify the animal names and write it on the rings. Stick the ends of the strips to create the ring puppets. Let them put on their animal finger puppets and ask them to make the animals sounds!



Lion




Elephant



Bear



Rhino



Hippo

## How This Activity Helps?

Your child assembles the animal puppet; imagines; pretend plays as each animal. Let your child enact their favourite animal story using the animal finger puppet(s).

# Odd one out


There are groups of animals. Some are domestic animals, while some are wild animals. Can you name them all?

Help your child colour only the domestic animal in each group so that it can stand out from the group.

1.




2.



3.



4.



*How This Activity Helps?*

*Your child learns to differentiate a domestic animal from a wild animal.*

# Complete The Patterns


Get ready to find and complete the patterns!

Encourage your child to identify the animals and continue the pattern. Help your child draw or write the animal that comes next.


1.



2.



3.



4.



How This Activity Helps?

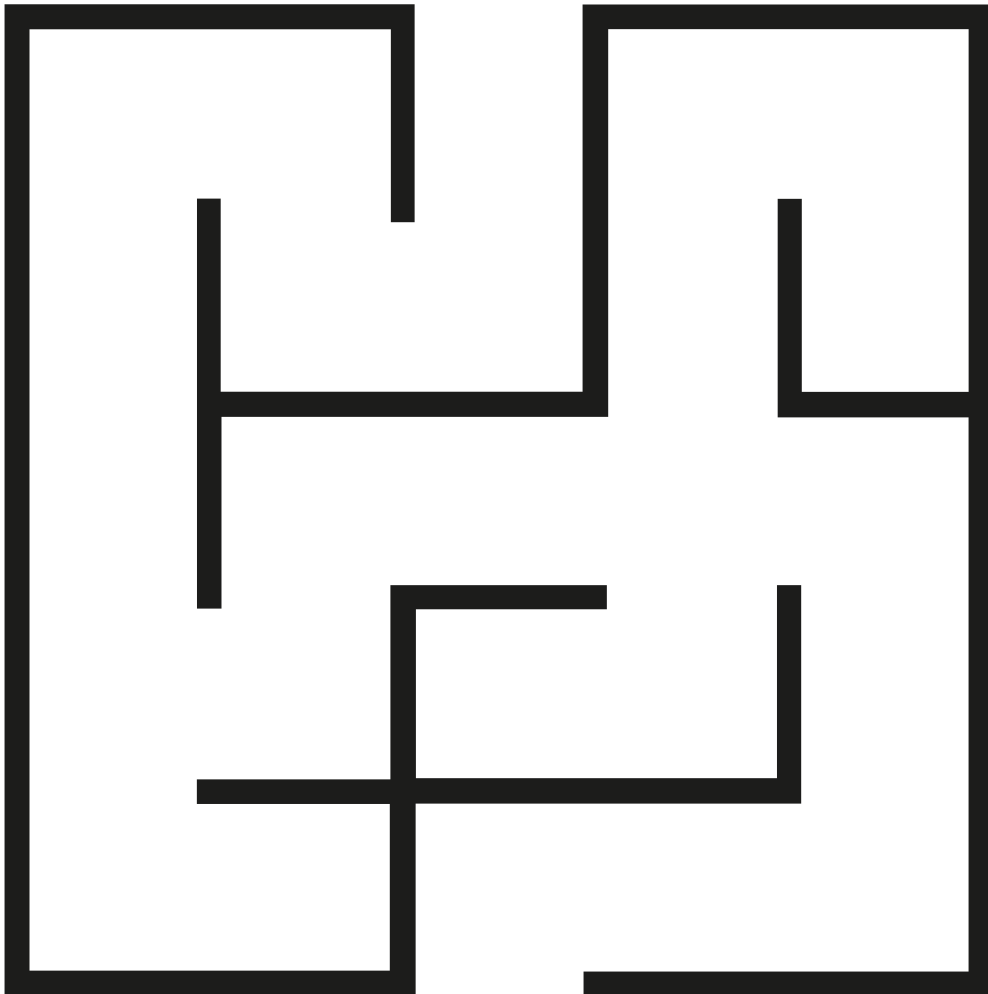
Identifying and completing the patterns utilise your child's reasoning and perception.



# Take The Animals Home


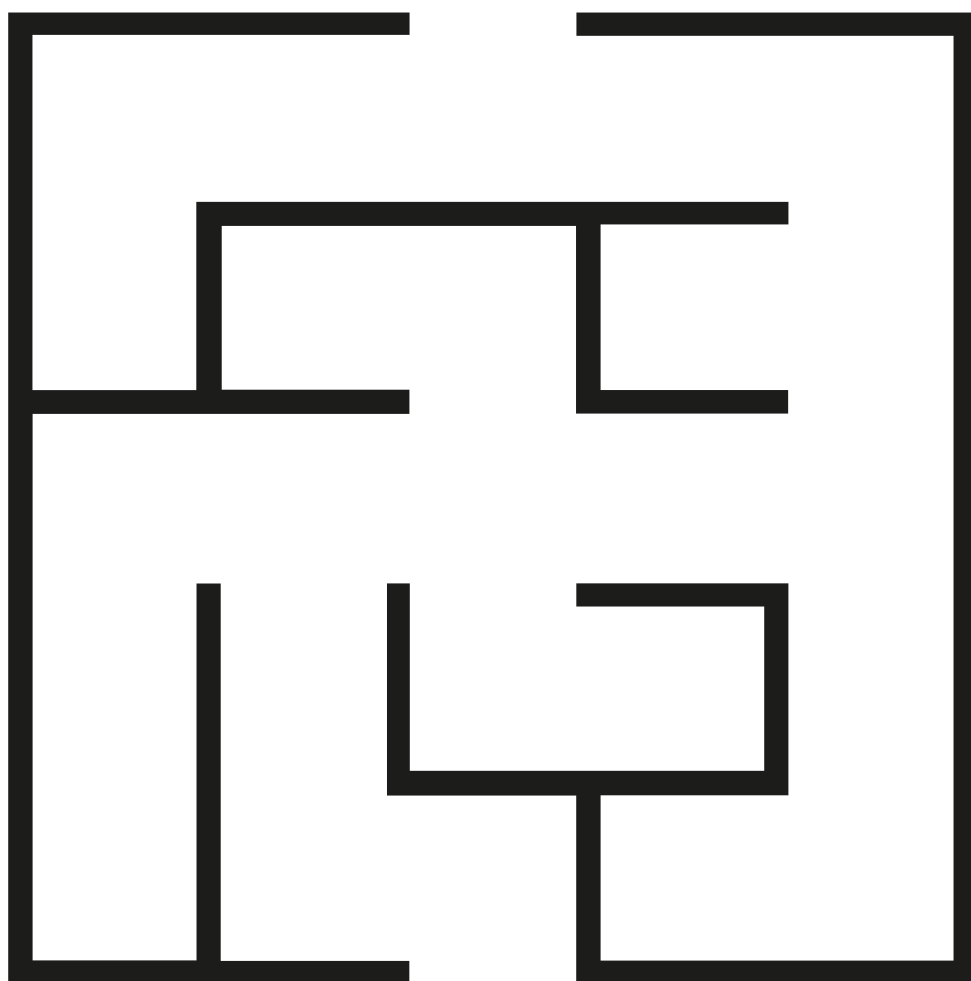

*The animals seem to be lost. Can you help them?*

*Talk to your child and ask them about where hippos live and lions live — water and den respectively. Prompt them to take each animal to its home.*



## *How This Activity Helps?*



*Your child's logic is put to test while trying to solve the mazes. Ask your child to narrate an imaginative story on the way to each animal's home.*



# Animals Patterns

*Animals are missing their patterns!*

*Help your child identify and match the animals with their patterns. Once they have matched, encourage them to colour the animals.*



## *How This Activity Helps?*

*Your child learns to associate the animals and their skin patterns then, colours them. With your child, discuss about different animals and their skin patterns.*



Take a look at our super exciting  
Flintobox themes!



**Wildlife Safari**



**Terrific Transport**



**Invisible Saviours**



**Creative Mathematician**

Don't forget to get these  
boxes for your child!

**For Renewals, Call: 044 - 4010 0400**