

4.8 Applications and Models

What you should learn

- Solve real-life problems involving right triangles.
- Solve real-life problems involving directional bearings.
- Solve real-life problems involving harmonic motion.

Why you should learn it

Right triangles often occur in real-life situations. For instance, in Exercise 62 on page 362, right triangles are used to determine the shortest grain elevator for a grain storage bin on a farm.

Applications Involving Right Triangles

In this section, the three angles of a right triangle are denoted by the letters A , B , and C (where C is the right angle), and the lengths of the sides opposite these angles by the letters a , b , and c (where c is the hypotenuse).

Example 1 Solving a Right Triangle

Solve the right triangle shown in Figure 4.78 for all unknown sides and angles.

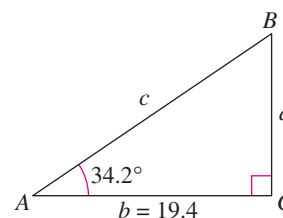


FIGURE 4.78

Solution

Because $C = 90^\circ$, it follows that $A + B = 90^\circ$ and $B = 90^\circ - 34.2^\circ = 55.8^\circ$. To solve for a , use the fact that

$$\tan A = \frac{\text{opp}}{\text{adj}} = \frac{a}{b} \quad \Rightarrow \quad a = b \tan A.$$

So, $a = 19.4 \tan 34.2^\circ \approx 13.18$. Similarly, to solve for c , use the fact that

$$\cos A = \frac{\text{adj}}{\text{hyp}} = \frac{b}{c} \quad \Rightarrow \quad c = \frac{b}{\cos A}.$$

$$\text{So, } c = \frac{19.4}{\cos 34.2^\circ} \approx 23.46.$$

CHECKPOINT Now try Exercise 1.

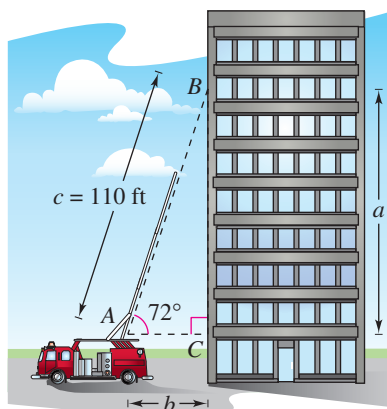


FIGURE 4.79

Example 2 Finding a Side of a Right Triangle

A safety regulation states that the maximum angle of elevation for a rescue ladder is 72° . A fire department's longest ladder is 110 feet. What is the maximum safe rescue height?

Solution

A sketch is shown in Figure 4.79. From the equation $\sin A = a/c$, it follows that

$$a = c \sin A = 110 \sin 72^\circ \approx 104.6.$$

So, the maximum safe rescue height is about 104.6 feet above the height of the fire truck.

CHECKPOINT Now try Exercise 15.

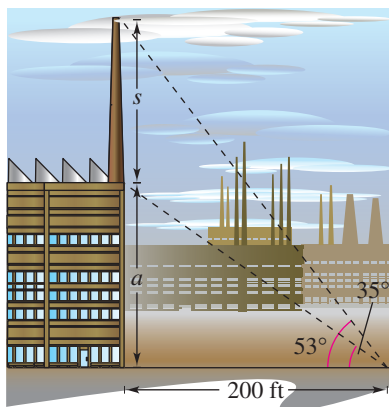


FIGURE 4.80

Example 3 Finding a Side of a Right Triangle

At a point 200 feet from the base of a building, the angle of elevation to the *bottom* of a smokestack is 35° , whereas the angle of elevation to the *top* is 53° , as shown in Figure 4.80. Find the height s of the smokestack alone.

Solution

Note from Figure 4.80 that this problem involves two right triangles. For the smaller right triangle, use the fact that

$$\tan 35^\circ = \frac{a}{200}$$

to conclude that the height of the building is

$$a = 200 \tan 35^\circ.$$

For the larger right triangle, use the equation

$$\tan 53^\circ = \frac{a + s}{200}$$

to conclude that $a + s = 200 \tan 53^\circ$. So, the height of the smokestack is

$$\begin{aligned} s &= 200 \tan 53^\circ - a \\ &= 200 \tan 53^\circ - 200 \tan 35^\circ \\ &\approx 125.4 \text{ feet.} \end{aligned}$$

 **CHECKPOINT** Now try Exercise 19.

Example 4 Finding an Acute Angle of a Right Triangle

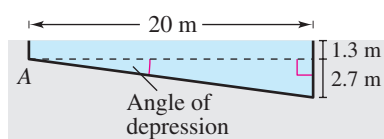


FIGURE 4.81

A swimming pool is 20 meters long and 12 meters wide. The bottom of the pool is slanted so that the water depth is 1.3 meters at the shallow end and 4 meters at the deep end, as shown in Figure 4.81. Find the angle of depression of the bottom of the pool.

Solution

Using the tangent function, you can see that

$$\begin{aligned} \tan A &= \frac{\text{opp}}{\text{adj}} \\ &= \frac{2.7}{20} \\ &= 0.135. \end{aligned}$$

So, the angle of depression is

$$\begin{aligned} A &= \arctan 0.135 \\ &\approx 0.13419 \text{ radian} \\ &\approx 7.69^\circ. \end{aligned}$$

 **CHECKPOINT** Now try Exercise 25.

Trigonometry and Bearings

In surveying and navigation, directions are generally given in terms of **bearings**. A bearing measures the acute angle that a path or line of sight makes with a fixed north-south line, as shown in Figure 4.82. For instance, the bearing S 35° E in Figure 4.82 means 35 degrees east of south.

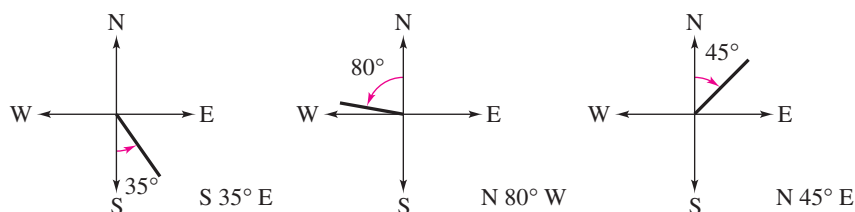


FIGURE 4.82

Example 5 Finding Directions in Terms of Bearings



A ship leaves port at noon and heads due west at 20 knots, or 20 nautical miles (nm) per hour. At 2 P.M. the ship changes course to N 54° W, as shown in Figure 4.83. Find the ship's bearing and distance from the port of departure at 3 P.M.

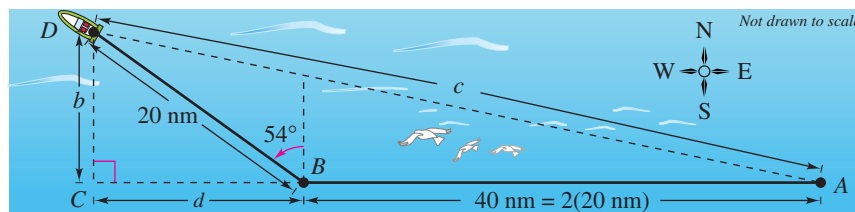
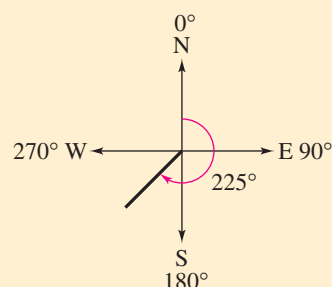
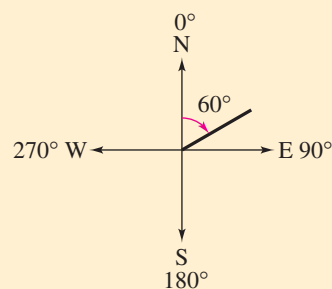


FIGURE 4.83

STUDY TIP

In air navigation, bearings are measured in degrees *clockwise* from north. Examples of air navigation bearings are shown below.



Solution

For triangle BCD , you have $B = 90^\circ - 54^\circ = 36^\circ$. The two sides of this triangle can be determined to be

$$b = 20 \sin 36^\circ \quad \text{and} \quad d = 20 \cos 36^\circ.$$

For triangle ACD , you can find angle A as follows.

$$\tan A = \frac{b}{d + 40} = \frac{20 \sin 36^\circ}{20 \cos 36^\circ + 40} \approx 0.2092494$$

$$A \approx \arctan 0.2092494 \approx 0.2062732 \text{ radian} \approx 11.82^\circ$$

The angle with the north-south line is $90^\circ - 11.82^\circ = 78.18^\circ$. So, the bearing of the ship is N 78.18° W. Finally, from triangle ACD , you have $\sin A = b/c$, which yields

$$c = \frac{b}{\sin A} = \frac{20 \sin 36^\circ}{\sin 11.82^\circ} \approx 57.4 \text{ nautical miles.} \quad \text{Distance from port}$$

CHECKPOINT Now try Exercise 31.

Harmonic Motion

The periodic nature of the trigonometric functions is useful for describing the motion of a point on an object that vibrates, oscillates, rotates, or is moved by wave motion.

For example, consider a ball that is bobbing up and down on the end of a spring, as shown in Figure 4.84. Suppose that 10 centimeters is the maximum distance the ball moves vertically upward or downward from its equilibrium (at rest) position. Suppose further that the time it takes for the ball to move from its maximum displacement above zero to its maximum displacement below zero and back again is $t = 4$ seconds. Assuming the ideal conditions of perfect elasticity and no friction or air resistance, the ball would continue to move up and down in a uniform and regular manner.

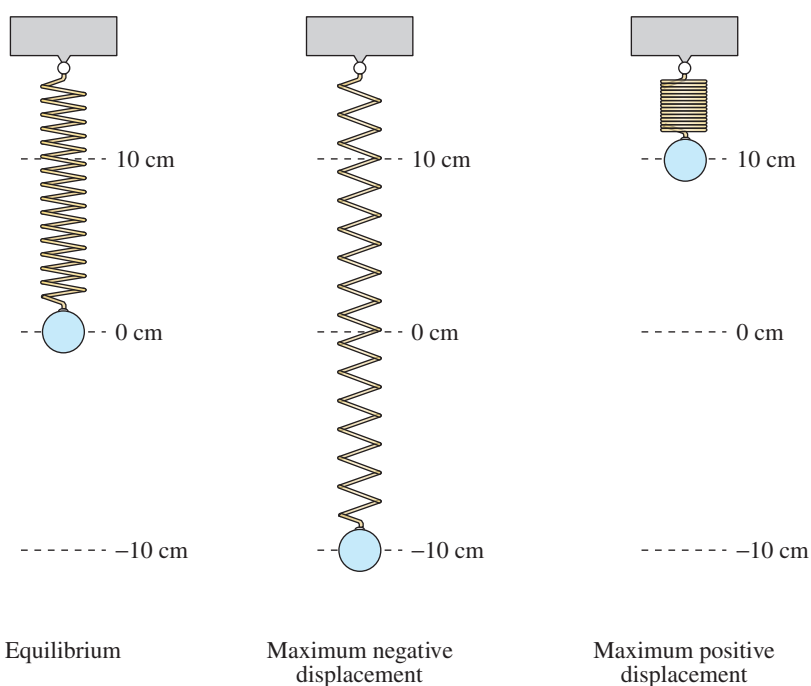


FIGURE 4.84

From this spring you can conclude that the period (time for one complete cycle) of the motion is

$$\text{Period} = 4 \text{ seconds}$$

its amplitude (maximum displacement from equilibrium) is

$$\text{Amplitude} = 10 \text{ centimeters}$$

and its **frequency** (number of cycles per second) is

$$\text{Frequency} = \frac{1}{4} \text{ cycle per second.}$$

Motion of this nature can be described by a sine or cosine function, and is called **simple harmonic motion**.

Definition of Simple Harmonic Motion

A point that moves on a coordinate line is said to be in **simple harmonic motion** if its distance d from the origin at time t is given by either

$$d = a \sin \omega t \quad \text{or} \quad d = a \cos \omega t$$

where a and ω are real numbers such that $\omega > 0$. The motion has amplitude $|a|$, period $2\pi/\omega$, and frequency $\omega/(2\pi)$.

Activities

- The angle of elevation of the sun is 28° . Find the height h of a tree that casts a 150-foot shadow.
Answer: $h \approx 79.8$ feet
- A ship is 40 miles west and 15 miles south of port. The captain wants to sail directly to port. What bearing should be taken?
Answer: N 69.4° E
- For the simple harmonic motion described by $d = \frac{1}{4} \sin 16\pi t$, find the frequency.
Answer: 8




FIGURE 4.85

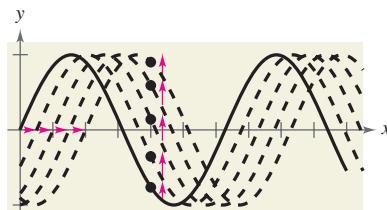


FIGURE 4.86

Example 6 Simple Harmonic Motion

Write the equation for the simple harmonic motion of the ball described in Figure 4.84, where the period is 4 seconds. What is the frequency of this harmonic motion?

Solution

Because the spring is at equilibrium ($d = 0$) when $t = 0$, you use the equation

$$d = a \sin \omega t.$$

Moreover, because the maximum displacement from zero is 10 and the period is 4, you have

$$\text{Amplitude} = |a| = 10$$

$$\text{Period} = \frac{2\pi}{\omega} = 4 \quad \Rightarrow \quad \omega = \frac{\pi}{2}.$$

Consequently, the equation of motion is

$$d = 10 \sin \frac{\pi}{2} t.$$

Note that the choice of $a = 10$ or $a = -10$ depends on whether the ball initially moves up or down. The frequency is

$$\begin{aligned} \text{Frequency} &= \frac{\omega}{2\pi} \\ &= \frac{\pi/2}{2\pi} \\ &= \frac{1}{4} \text{ cycle per second.} \end{aligned}$$

CHECKPOINT Now try Exercise 51.

One illustration of the relationship between sine waves and harmonic motion can be seen in the wave motion resulting when a stone is dropped into a calm pool of water. The waves move outward in roughly the shape of sine (or cosine) waves, as shown in Figure 4.85. As an example, suppose you are fishing and your fishing bob is attached so that it does not move horizontally. As the waves move outward from the dropped stone, your fishing bob will move up and down in simple harmonic motion, as shown in Figure 4.86.

Example 7 Simple Harmonic Motion

Given the equation for simple harmonic motion

$$d = 6 \cos \frac{3\pi}{4}t$$

find (a) the maximum displacement, (b) the frequency, (c) the value of d when $t = 4$, and (d) the least positive value of t for which $d = 0$.

Algebraic Solution

The given equation has the form $d = a \cos \omega t$, with $a = 6$ and $\omega = 3\pi/4$.

a. The maximum displacement (from the point of equilibrium) is given by the amplitude. So, the maximum displacement is 6.

$$\begin{aligned} \text{b. Frequency} &= \frac{\omega}{2\pi} \\ &= \frac{3\pi/4}{2\pi} = \frac{3}{8} \text{ cycle per unit} \\ &\quad \text{of time} \end{aligned}$$

$$\begin{aligned} \text{c. } d &= 6 \cos \left[\frac{3\pi}{4}(4) \right] \\ &= 6 \cos 3\pi \\ &= 6(-1) \\ &= -6 \end{aligned}$$

d. To find the least positive value of t for which $d = 0$, solve the equation

$$d = 6 \cos \frac{3\pi}{4}t = 0.$$

First divide each side by 6 to obtain

$$\cos \frac{3\pi}{4}t = 0.$$

This equation is satisfied when

$$\frac{3\pi}{4}t = \frac{\pi}{2}, \frac{3\pi}{2}, \frac{5\pi}{2}, \dots$$

Multiply these values by $4/(3\pi)$ to obtain

$$t = \frac{2}{3}, 2, \frac{10}{3}, \dots$$

So, the least positive value of t is $t = \frac{2}{3}$.

CHECKPOINT Now try Exercise 55.

Graphical Solution

Use a graphing utility set in *radian* mode to graph

$$y = 6 \cos \frac{3\pi}{4}x.$$

a. Use the *maximum* feature of the graphing utility to estimate that the maximum displacement from the point of equilibrium $y = 0$ is 6, as shown in Figure 4.87.

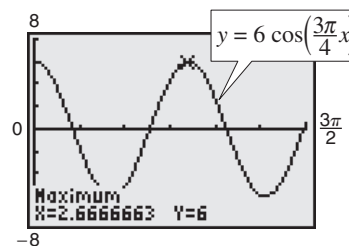


FIGURE 4.87

b. The period is the time for the graph to complete one cycle, which is $x \approx 2.667$. You can estimate the frequency as follows.

$$\text{Frequency} \approx \frac{1}{2.667} \approx 0.375 \text{ cycle per unit of time}$$

c. Use the *trace* feature to estimate that the value of y when $x = 4$ is $y = -6$, as shown in Figure 4.88.

d. Use the *zero* or *root* feature to estimate that the least positive value of x for which $y = 0$ is $x \approx 0.6667$, as shown in Figure 4.89.

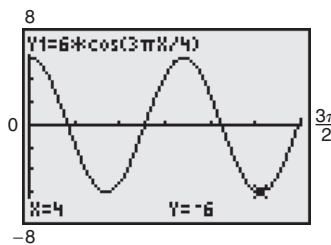


FIGURE 4.88

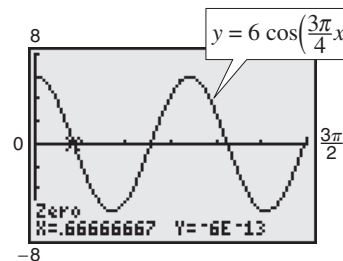


FIGURE 4.89

4.8 Exercises

VOCABULARY CHECK: Fill in the blanks.

1. An angle that measures from the horizontal upward to an object is called the angle of _____, whereas an angle that measures from the horizontal downward to an object is called the angle of _____.
2. A _____ measures the acute angle a path or line of sight makes with a fixed north-south line.
3. A point that moves on a coordinate line is said to be in simple _____ if its distance d from the origin at time t is given by either $d = a \sin \omega t$ or $d = a \cos \omega t$.

PREREQUISITE SKILLS REVIEW: Practice and review algebra skills needed for this section at www.Eduspace.com.

In Exercises 1–10, solve the right triangle shown in the figure. Round your answers to two decimal places.

- | | |
|-------------------------------------|---------------------------------|
| 1. $A = 20^\circ$, $b = 10$ | 2. $B = 54^\circ$, $c = 15$ |
| 3. $B = 71^\circ$, $b = 24$ | 4. $A = 8.4^\circ$, $a = 40.5$ |
| 5. $a = 6$, $b = 10$ | 6. $a = 25$, $c = 35$ |
| 7. $b = 16$, $c = 52$ | 8. $b = 1.32$, $c = 9.45$ |
| 9. $A = 12^\circ 15'$, $c = 430.5$ | |
| 10. $B = 65^\circ 12'$, $a = 14.2$ | |

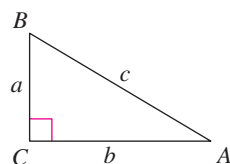


FIGURE FOR 1–10

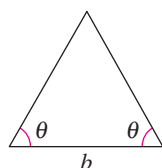
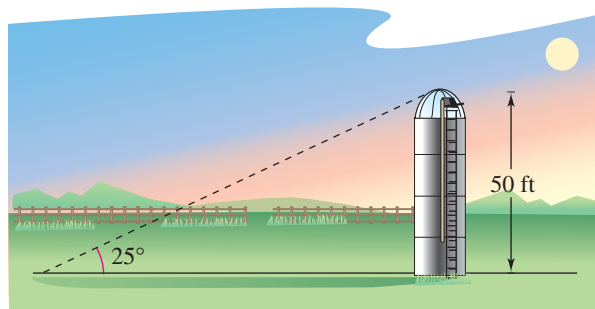


FIGURE FOR 11–14

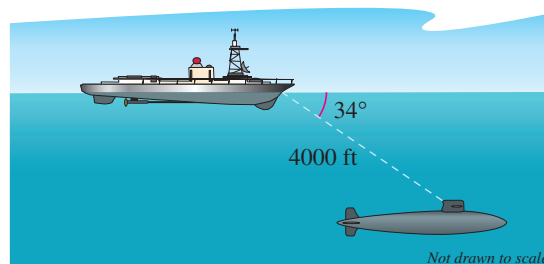
In Exercises 11–14, find the altitude of the isosceles triangle shown in the figure. Round your answers to two decimal places.

11. $\theta = 52^\circ$, $b = 4$ inches
12. $\theta = 18^\circ$, $b = 10$ meters
13. $\theta = 41^\circ$, $b = 46$ inches
14. $\theta = 27^\circ$, $b = 11$ feet

15. **Length** The sun is 25° above the horizon. Find the length of a shadow cast by a silo that is 50 feet tall (see figure).



16. **Length** The sun is 20° above the horizon. Find the length of a shadow cast by a building that is 600 feet tall.
17. **Height** A ladder 20 feet long leans against the side of a house. Find the height from the top of the ladder to the ground if the angle of elevation of the ladder is 80° .
18. **Height** The length of a shadow of a tree is 125 feet when the angle of elevation of the sun is 33° . Approximate the height of the tree.
19. **Height** From a point 50 feet in front of a church, the angles of elevation to the base of the steeple and the top of the steeple are 35° and $47^\circ 40'$, respectively.
 - (a) Draw right triangles that give a visual representation of the problem. Label the known and unknown quantities.
 - (b) Use a trigonometric function to write an equation involving the unknown quantity.
 - (c) Find the height of the steeple.
20. **Height** You are standing 100 feet from the base of a platform from which people are bungee jumping. The angle of elevation from your position to the top of the platform from which they jump is 51° . From what height are the people jumping?
21. **Depth** The sonar of a navy cruiser detects a submarine that is 4000 feet from the cruiser. The angle between the water line and the submarine is 34° (see figure). How deep is the submarine?



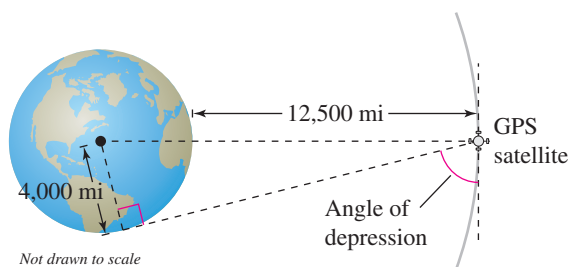
22. **Angle of Elevation** An engineer erects a 75-foot cellular telephone tower. Find the angle of elevation to the top of the tower at a point on level ground 50 feet from its base.

360 Chapter 4 Trigonometry

23. Angle of Elevation The height of an outdoor basketball backboard is $12\frac{1}{2}$ feet, and the backboard casts a shadow $17\frac{1}{3}$ feet long.

- Draw a right triangle that gives a visual representation of the problem. Label the known and unknown quantities.
- Use a trigonometric function to write an equation involving the unknown quantity.
- Find the angle of elevation of the sun.

24. Angle of Depression A Global Positioning System satellite orbits 12,500 miles above Earth's surface (see figure). Find the angle of depression from the satellite to the horizon. Assume the radius of Earth is 4000 miles.

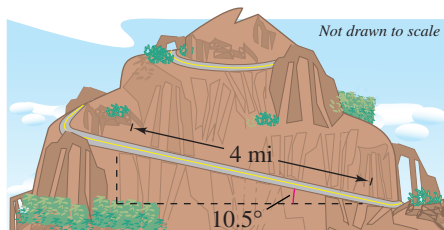


25. Angle of Depression A cellular telephone tower that is 150 feet tall is placed on top of a mountain that is 1200 feet above sea level. What is the angle of depression from the top of the tower to a cell phone user who is 5 horizontal miles away and 400 feet above sea level?

26. Airplane Ascent During takeoff, an airplane's angle of ascent is 18° and its speed is 275 feet per second.

- Find the plane's altitude after 1 minute.
- How long will it take the plane to climb to an altitude of 10,000 feet?

27. Mountain Descent A sign on a roadway at the top of a mountain indicates that for the next 4 miles the grade is 10.5° (see figure). Find the change in elevation over that distance for a car descending the mountain.



28. Mountain Descent A roadway sign at the top of a mountain indicates that for the next 4 miles the grade is 12%. Find the angle of the grade and the change in elevation over the 4 miles for a car descending the mountain.

29. Navigation An airplane flying at 600 miles per hour has a bearing of 52° . After flying for 1.5 hours, how far north and how far east will the plane have traveled from its point of departure?

30. Navigation A jet leaves Reno, Nevada and is headed toward Miami, Florida at a bearing of 100° . The distance between the two cities is approximately 2472 miles.

- How far north and how far west is Reno relative to Miami?
- If the jet is to return directly to Reno from Miami, at what bearing should it travel?

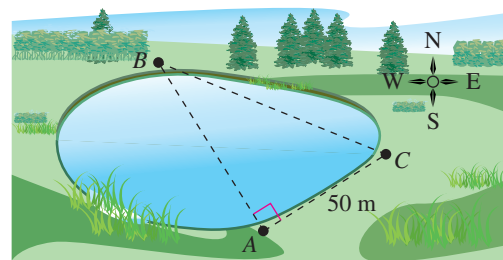
31. Navigation A ship leaves port at noon and has a bearing of $S 29^\circ W$. The ship sails at 20 knots.

- How many nautical miles south and how many nautical miles west will the ship have traveled by 6:00 P.M.?
- At 6:00 P.M., the ship changes course to due west. Find the ship's bearing and distance from the port of departure at 7:00 P.M.

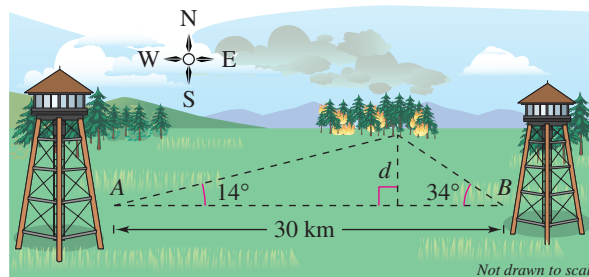
32. Navigation A privately owned yacht leaves a dock in Myrtle Beach, South Carolina and heads toward Freeport in the Bahamas at a bearing of $S 1.4^\circ E$. The yacht averages a speed of 20 knots over the 428 nautical-mile trip.

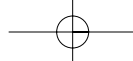
- How long will it take the yacht to make the trip?
- How far east and south is the yacht after 12 hours?
- If a plane leaves Myrtle Beach to fly to Freeport, what bearing should be taken?

33. Surveying A surveyor wants to find the distance across a swamp (see figure). The bearing from A to B is $N 32^\circ W$. The surveyor walks 50 meters from A , and at the point C the bearing to B is $N 68^\circ W$. Find (a) the bearing from A to C and (b) the distance from A to B .

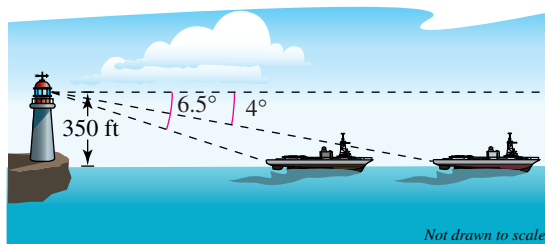


34. Location of a Fire Two fire towers are 30 kilometers apart, where tower A is due west of tower B . A fire is spotted from the towers, and the bearings from A and B are $E 14^\circ N$ and $W 34^\circ N$, respectively (see figure). Find the distance d of the fire from the line segment AB .

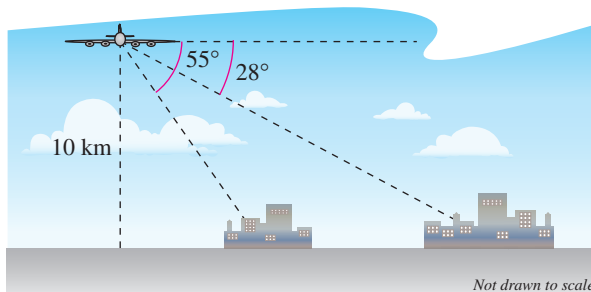




- 35. Navigation** A ship is 45 miles east and 30 miles south of port. The captain wants to sail directly to port. What bearing should be taken?
- 36. Navigation** An airplane is 160 miles north and 85 miles east of an airport. The pilot wants to fly directly to the airport. What bearing should be taken?
- 37. Distance** An observer in a lighthouse 350 feet above sea level observes two ships directly offshore. The angles of depression to the ships are 4° and 6.5° (see figure). How far apart are the ships?



- 38. Distance** A passenger in an airplane at an altitude of 10 kilometers sees two towns directly to the east of the plane. The angles of depression to the towns are 28° and 55° (see figure). How far apart are the towns?



- 39. Altitude** A plane is observed approaching your home and you assume that its speed is 550 miles per hour. The angle of elevation of the plane is 16° at one time and 57° one minute later. Approximate the altitude of the plane.
- 40. Height** While traveling across flat land, you notice a mountain directly in front of you. The angle of elevation to the peak is 2.5° . After you drive 17 miles closer to the mountain, the angle of elevation is 9° . Approximate the height of the mountain.

Geometry In Exercises 41 and 42, find the angle α between two nonvertical lines L_1 and L_2 . The angle α satisfies the equation

$$\tan \alpha = \left| \frac{m_2 - m_1}{1 + m_2 m_1} \right|$$

where m_1 and m_2 are the slopes of L_1 and L_2 , respectively. (Assume that $m_1 m_2 \neq -1$.)

- 41.** $L_1: 3x - 2y = 5$
 $L_2: x + y = 1$
- 42.** $L_1: 2x - y = 8$
 $L_2: x - 5y = -4$

- 43. Geometry** Determine the angle between the diagonal of a cube and the diagonal of its base, as shown in the figure.

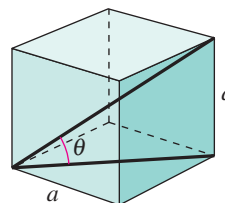


FIGURE FOR 43

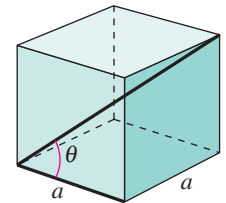
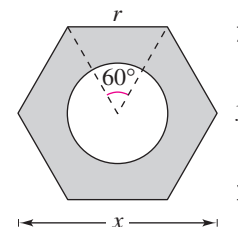
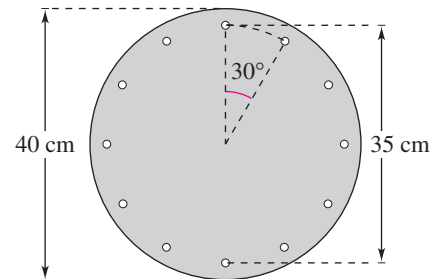


FIGURE FOR 44

- 44. Geometry** Determine the angle between the diagonal of a cube and its edge, as shown in the figure.
- 45. Geometry** Find the length of the sides of a regular pentagon inscribed in a circle of radius 25 inches.
- 46. Geometry** Find the length of the sides of a regular hexagon inscribed in a circle of radius 25 inches.
- 47. Hardware** Write the distance y across the flat sides of a hexagonal nut as a function of r , as shown in the figure.

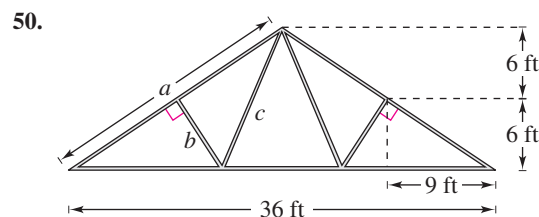
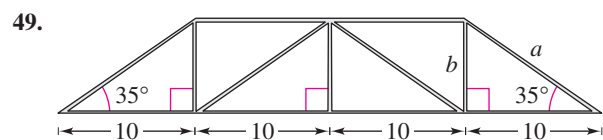


- 48. Bolt Holes** The figure shows a circular piece of sheet metal that has a diameter of 40 centimeters and contains 12 equally spaced bolt holes. Determine the straight-line distance between the centers of consecutive bolt holes.



362 Chapter 4 Trigonometry

Trusses In Exercises 49 and 50, find the lengths of all the unknown members of the truss.



Harmonic Motion In Exercises 51–54, find a model for simple harmonic motion satisfying the specified conditions.

Displacement ($t = 0$)	Amplitude	Period
51. 0	4 centimeters	2 seconds
52. 0	3 meters	6 seconds
53. 3 inches	3 inches	1.5 seconds
54. 2 feet	2 feet	10 seconds

Harmonic Motion In Exercises 55–58, for the simple harmonic motion described by the trigonometric function, find (a) the maximum displacement, (b) the frequency, (c) the value of d when $t = 5$, and (d) the least positive value of t for which $d = 0$. Use a graphing utility to verify your results.

55. $d = 4 \cos 8\pi t$

56. $d = \frac{1}{2} \cos 20\pi t$

57. $d = \frac{1}{16} \sin 120\pi t$

58. $d = \frac{1}{64} \sin 792\pi t$

59. **Tuning Fork** A point on the end of a tuning fork moves in simple harmonic motion described by $d = a \sin \omega t$. Find ω given that the tuning fork for middle C has a frequency of 264 vibrations per second.

60. **Wave Motion** A buoy oscillates in simple harmonic motion as waves go past. It is noted that the buoy moves a total of 3.5 feet from its low point to its high point (see figure), and that it returns to its high point every 10 seconds. Write an equation that describes the motion of the buoy if its high point is at $t = 0$.

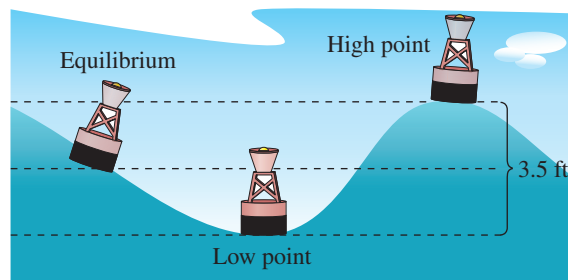
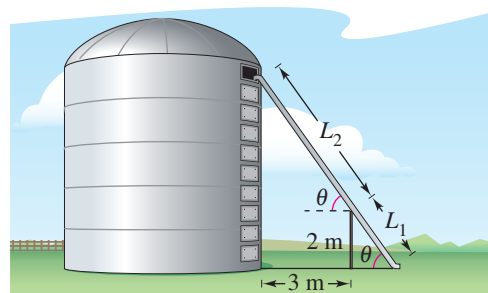


FIGURE FOR 60

61. **Oscillation of a Spring** A ball that is bobbing up and down on the end of a spring has a maximum displacement of 3 inches. Its motion (in ideal conditions) is modeled by $y = \frac{1}{4} \cos 16t$ ($t > 0$), where y is measured in feet and t is the time in seconds.
- Graph the function.
 - What is the period of the oscillations?
 - Determine the first time the weight passes the point of equilibrium ($y = 0$).

Model It

62. **Numerical and Graphical Analysis** A two-meter-high fence is 3 meters from the side of a grain storage bin. A grain elevator must reach from ground level outside the fence to the storage bin (see figure). The objective is to determine the shortest elevator that meets the constraints.



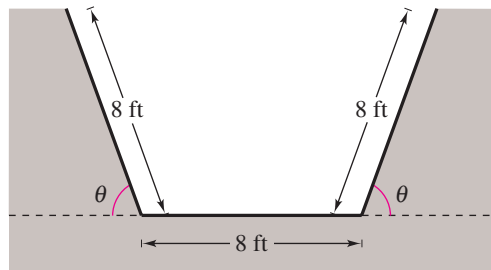
- (a) Complete four rows of the table.

θ	L_1	L_2	$L_1 + L_2$
0.1	$\frac{2}{\sin 0.1}$	$\frac{3}{\cos 0.1}$	23.0
0.2	$\frac{2}{\sin 0.2}$	$\frac{3}{\cos 0.2}$	13.1

Model It (continued)

- (b) Use a graphing utility to generate additional rows of the table. Use the table to estimate the minimum length of the elevator.
- (c) Write the length $L_1 + L_2$ as a function of θ .
- (d) Use a graphing utility to graph the function. Use the graph to estimate the minimum length. How does your estimate compare with that of part (b)?

- 63. Numerical and Graphical Analysis** The cross section of an irrigation canal is an isosceles trapezoid of which three of the sides are 8 feet long (see figure). The objective is to find the angle θ that maximizes the area of the cross section. [Hint: The area of a trapezoid is $(h/2)(b_1 + b_2)$.]



- (a) Complete seven additional rows of the table.

Base 1	Base 2	Altitude	Area
8	$8 + 16 \cos 10^\circ$	$8 \sin 10^\circ$	22.1
8	$8 + 16 \cos 20^\circ$	$8 \sin 20^\circ$	42.5

- (b) Use a graphing utility to generate additional rows of the table. Use the table to estimate the maximum cross-sectional area.
- (c) Write the area A as a function of θ .
- (d) Use a graphing utility to graph the function. Use the graph to estimate the maximum cross-sectional area. How does your estimate compare with that of part (b)?

- 64. Data Analysis** The table shows the average sales S (in millions of dollars) of an outerwear manufacturer for each month t , where $t = 1$ represents January.

Time, t	1	2	3	4	5	6
Sales, s	13.46	11.15	8.00	4.85	2.54	1.70
Time, t	7	8	9	10	11	12
Sales, s	2.54	4.85	8.00	11.15	13.46	14.3

- (a) Create a scatter plot of the data.
- (b) Find a trigonometric model that fits the data. Graph the model with your scatter plot. How well does the model fit the data?
- (c) What is the period of the model? Do you think it is reasonable given the context? Explain your reasoning.
- (d) Interpret the meaning of the model's amplitude in the context of the problem.

Synthesis

True or False? In Exercises 65 and 66, determine whether the statement is true or false. Justify your answer.

- 65.** The Leaning Tower of Pisa is not vertical, but if you know the exact angle of elevation θ to the 191-foot tower when you stand near it, then you can determine the exact distance to the tower d by using the formula

$$\tan \theta = \frac{191}{d}.$$

- 66.** For the harmonic motion of a ball bobbing up and down on the end of a spring, one period can be described as the length of one coil of the spring.
- 67. Writing** Is it true that N 24° E means 24 degrees north of east? Explain.
- 68. Writing** Explain the difference between bearings used in nautical navigation and bearings used in air navigation.

Skills Review

In Exercises 69–72, write the slope-intercept form of the equation of the line with the specified characteristics. Then sketch the line.

- 69.** $m = 4$, passes through $(-1, 2)$
- 70.** $m = -\frac{1}{2}$, passes through $(\frac{1}{3}, 0)$
- 71.** Passes through $(-2, 6)$ and $(3, 2)$
- 72.** Passes through $(\frac{1}{4}, -\frac{2}{3})$ and $(-\frac{1}{2}, \frac{1}{3})$