

CoLOUR Scientist

Premium Worksheets For Kids

For 4-8 year olds



Illustrations: Dikhit Borah & Suresh Kumar

Content: Marwah & Sumitra

Index

Activity Name

Unjumble & Colour

Trace The Colours

Colour Wheel

Colour, Colour What Colour!

Mandala Art

Colour Match

Solve & Fill!

Different Coloured Days

Buzzy Yellow Day

Calm Green Day

Skills Acquired

Problem Solving, Colour Recognition, Cognitive

Visual Tracking, Language, Fine Motor

Curiosity, Discovery, Colour Recognition

Experimentation, Discovery Cognitive

Creativity, Fine Motor, Sensory

Colour Coordination, Knowledge, Visual Tracking

Listening, Attention, Cognition

Creativity, Speech, Play

Colour Recognition, Speech, Creativity

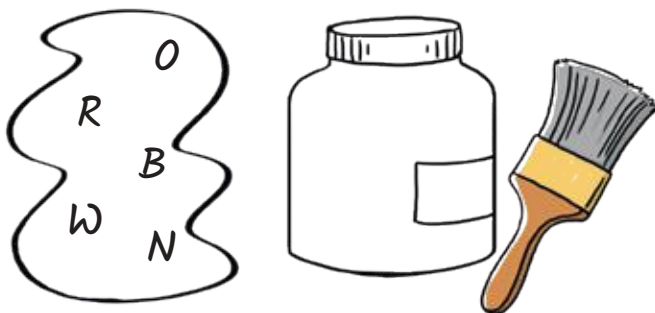
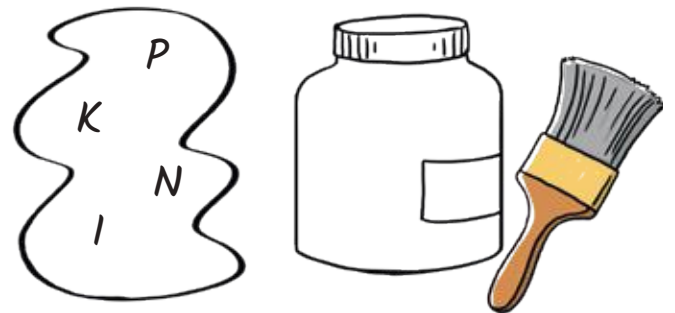
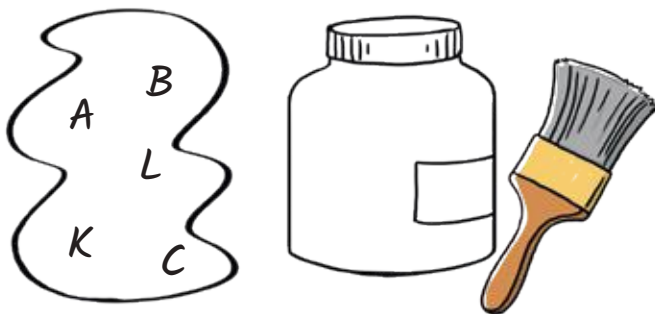
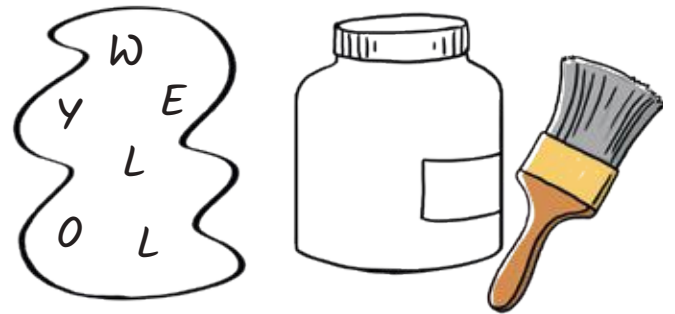
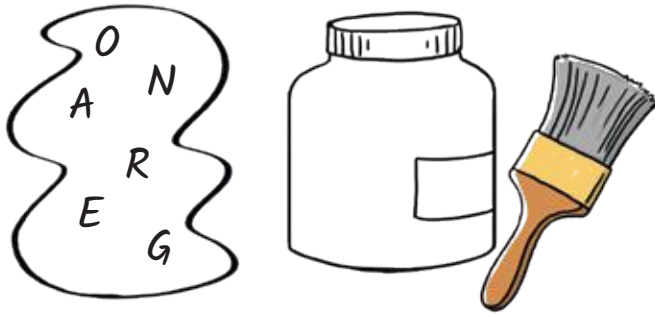
Colour Recognition, Creativity, Speech



Unjumble & Colour

Hmm... looks like this page lacks some colour. There are empty paint cans below. Shall we paint them in? Better get out those child-friendly paint. But wait, what colour shall we paint them?

Help your child unjumble the names of colours and paint the cans accordingly.



How this activity helps?

Unscrambling the words requires for the children to exercise their problem solving skills.

Trace The Colours

The spelling of each colour is hidden among the dotted lines. Take a look at the pictures — they're your clues!

Help your child trace each letter along the dotted lines to reveal the name of the colour. Once you've identified the name, colour the names!


Blue



Yellow




Red



Green

Orange




How this activity helps?

*As your child traces each letter, it improves the attention and visual tracking skill.
How about building a colourful story? Is it possible to weave each colour
and element into a single story?*

Colour Wheel

What all colours are part of a colour wheel? Get ready to find out! The umbrella below has all the primary and secondary colours of a colour wheel.

Help your child read and identify the name of colours and colour them in. Go ahead and use child-friendly paints, crayons, pencils, or any colouring tool you like!





How this activity helps?

Your child learns more about the colour wheel. As they colour the umbrella discuss with your child about primary colours — red, yellow, and blue and the secondary colours — green, purple, and orange.

Colour, Colour, What Colour!

Red, blue, and yellow are primary colours. This means that all other colours are made up of using these colours. Have you thought about what happens when you mix these colours? We get secondary colours.

Help your child find the colours that are formed when you mix the colour combinations below. Use paint and mix the two colours on the space provided. Be ready to get messy and have fun!




How this activity helps?

This activity triggers your child's curiosity and leads them to experimentation. In the process, they also learn about secondary colours.

Mandala Art

Doesn't the mandala look boring without any colours? Why don't we colour it so it becomes bright and colourful!

Help your child colour the mandala in any manner — crayons, colour pencils, sketch pen, or paints.



How this activity helps?


Providing your child with complete freedom when colouring the mandala helps develop their creativity and self-confidence.

Encourage your child to create more colourful patterns around this mandala art.

Colour Match

Looks like something's missing in the elements below, can you identify what it is? Options of colours are given below.

Help your child match the colour options with the different elements and then colour each element.




How this activity helps?

Your child's creativity, visual tracking and identification skills improve while completing this activity. Once the elements are coloured, you can cut it out and create a vibrant landscape!

Solve & Fill!

Ready to solve some easy riddles? Read the riddles below and colour the image accordingly.

Help your child read the riddles below and find the answers! Better get out your colour pencils and give the little kids below some colour!



- a) Colour the boy's t-shirt the colour of a fruit that has the same name as its colour.
- b) Colour the boy's pant the colour of the sky on a bright and clear day.
- c) Colour the girl's dress the colour of leaves on a tree.
- d) Colour the girl's shoe the colour of a fruit that begins with 'A'.
- e) Colour the boy's shoes the colour of a fruit that begins with 'M'.

How this activity helps?

Your child enhances their ability to solve puzzles and riddles. Puzzles are a great way to develop cognition. If your child is finding it difficult to read the riddles, you can read aloud the sentences to them.


Answer: a) Orange b) Blue c) Green d) Red e) Yellow

Different Coloured Days

Inspired by Dr Seuss's 'My Many Coloured Days,' each page has a different colour theme!

Help your child colour each page based on the rhyme. Read each page aloud. Once you've completed colouring, encourage your little one to repeat the rhyme after you. This activity is all art and rhyme!

Some days are **yellow**. Some are **blue**.
On different days, I'm different too.




You'd be surprised how many ways
I change on different colored Days.

How this activity helps?

Your child coordinates and colours each page according to the rhyme.


On Bright **Red** Days how good it feels
to be a horse and kick my heels!



Blue, Blue Day

Inspired by Dr Seuss's 'My Many Colored Days,' this page is about the colour of the sky! Read the page aloud and help your child colour. How about colouring with different shades of blue?

On other days I'm other things.
On Bright **Blue** Days I flap my wings.




How this activity helps?
Your child explores the different tones of the colour.

Buzzy Yellow Day

Inspired by Dr. Seuss's 'My Many Colored Days,' this page is about the bright colour of sunflower! Read the page aloud and help your child colour.

Then comes a Yellow Day.
And,




I am a busy, buzzy bee.

How this activity helps?

Let your child describe the picture, once it's all coloured! Surely, it could be a story of a bright day!

Calm Green Day

Inspired by Dr Seuss's 'My Many Colored Days,' this page is about the colour of a tree! Read the page aloud and help your child colour. Read all the pages in entirety from Different Coloured Days till here.



Green Days. Deep deep in the sea.
Cool and quiet fish. That's me.

How this activity helps?
Your child becomes more confident of the language through repetition


Take a look at our super exciting Flintobox themes!



World Traveller



Wildlife Safari



Sports Mania




Little Musician




Ice World Adventure



Space Adventure



Little Scientist



Colour Scientist



Ocean Explorer



Creative Mathematician



Lights And Shadows



Healthy Little Champ

Don't forget to get these
boxes for your child!

For renewals, call: 91-7695857799