



Name: \_\_\_\_\_



# 4 Step Phonics Quiz Scores

	Step 1	Step 2	Step 3	Step 4
Lesson 1				
Lesson 2				
Lesson 3				
Lesson 4				
Lesson 5				
Lesson 6				
Lesson 7				
Lesson 8				
Lesson 9				
Lesson 10				
Lesson 11				
Lesson 12				
Lesson 13				
Lesson 14				
Lesson 15				
Lesson 16				
Lesson 17				
Lesson 18				
Lesson 19				

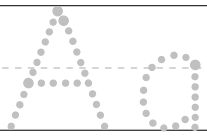
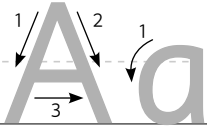


Lesson  
1

## Aa · Bb



Trace and write.



Write A or a.



Apple apple Apple apple



Ant ant Ant ant



Animal animal Animal

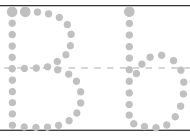
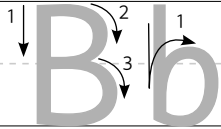


Ax ax Ax ax





Trace and write.



Write B or b.



Book book Book book



Bus bus Bus bus



Bed bed Bed bed



Ball ball Ball ball



Lesson  
2

## Cc · Dd



Trace and write.

C c

C c



Write C or c.



Cat cat Cat cat



Car car Car car



Cow cow Cow cow



Cup cup Cup cup





Trace and write.

Tracing practice for uppercase 'D' and lowercase 'd'. The first row shows a solid 'D' with stroke order arrows (1: vertical down, 2: curve) and a solid 'd' with stroke order arrows (1: vertical down, 2: counter-clockwise curve). The second row shows the same letters in a dotted format for tracing.



Write D or d.



Dog dog Dog dog



Deer deer Deer deer



Doll doll Doll doll



Duck duck Duck duck



Lesson  
3

Ee · Ff




Trace and write.

Tracing guide for uppercase E and lowercase e. The uppercase E shows four strokes: 1 (vertical down), 2 (top horizontal right), 3 (middle horizontal right), and 4 (bottom horizontal right). The lowercase e shows one stroke: 1 (counter-clockwise curve).


Tracing practice lines for uppercase E and lowercase e.



Write E or e.



Egg egg Egg egg



Elevator elevator Elevator



Elbow elbow Elbow elbow



Elephant elephant Elephant






Trace and write.

Tracing guide for uppercase F and lowercase f. The uppercase F shows three strokes: 1 (vertical down), 2 (top horizontal right), and 3 (middle horizontal right). The lowercase f shows two strokes: 1 (curved down) and 2 (horizontal crossbar). Below the guide are two sets of handwriting lines (top, dashed middle, bottom) for tracing and independent practice.



Write F or f.



F ace    f ace    F ace    f ace



F ish    f ish    F ish    f ish



F ork    f ork    F ork    f ork



F OX    f OX    F OX    f OX



Lesson  
4

## Gg · Hh



Trace and write.

Gg

Gg



Write G or g.



Gift

gift

Gift

gift




Girl

girl

Girl

girl



Goat

goat

Goat

goat



Gorilla

gorilla

Gorilla

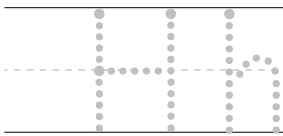
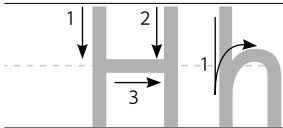
gorilla







Trace and write.



Write H or h.



H and h and H and h and



H at h at H at h at



H orse h orse H orse h orse



H ouse h ouse H ouse h ouse




Lesson  
5

## Ii · Jj



Trace and write.



Write I or i.



I guana i guana I guana



I n n n n



I nk nk nk nk



I nsect nsect I nsect i nsect



Trace and write.

Tracing guide for uppercase J and lowercase j. The uppercase J shows stroke 1 as a horizontal line from left to right, and stroke 2 as a vertical line from top to bottom with a hook. The lowercase j shows stroke 1 as a vertical line from the middle dashed line to the bottom line, and stroke 2 as a dot above the middle dashed line. Below the guide are two sets of handwriting lines (top, middle dashed, bottom) for practice.



Write J or j.



Jam jam Jam jam



Jet jet Jet jet



Juice juice Juice juice



Jump jump Jump jump

Lesson  
6

## Kk · Ll



Trace and write.



Write K or k.



K angaroo k angaroo K angaroo



K ey k ey K ey k ey



K ing k ing K ing k ing



K ite k ite K ite k ite



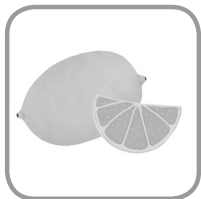


Trace and write.

Tracing practice for uppercase 'L' and lowercase 'l'. The first row shows a solid 'L' with arrows and the number '1' indicating stroke order: a vertical line down, followed by a horizontal line to the right. The second row shows a dotted 'L' for tracing. The third row shows a dotted 'l' for tracing.



Write L or l.



emon emon emon emon



ion ion ion ion



ips ips ips ips



ove ove ove ove




Lesson  
7

## Mm · Nn



Trace and write.



Write M or m.



Milk milk Milk milk



Monkey monkey Monkey



Moon moon Moon moon



Mouse mouse Mouse





Trace and write.


Tracing practice for uppercase N and lowercase n. The first row shows solid letters with numbered arrows indicating stroke order: '1' for the vertical line down, and '2' for the diagonal line up and across. The second row shows dotted versions of the same letters for tracing.



Write N or n.



Name name Name name



Nest nest Nest nest



Nine nine Nine nine



Nose nose Nose nose

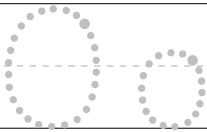
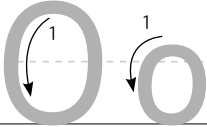


Lesson  
8

Oo · Pp



Trace and write.



Write O or o.



Octopus octopus Octopus



Ostrich ostrich Ostrich



Otter otter Otter otter



Ox Ox Ox Ox







Trace and write.

Tracing practice for uppercase 'P' and lowercase 'p'. The first row shows a solid 'P' with stroke order arrows (1: vertical down, 2: curve) and a solid 'p' with stroke order arrow (1: curve). The second row shows dotted 'P' and 'p' for tracing.



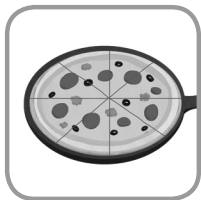
Write P or p.



Piano piano Piano piano



Pig pig Pig pig



Pizza pizza Pizza pizza



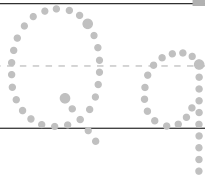
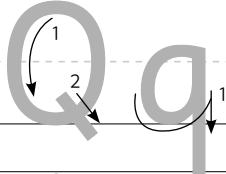
Play play Play play

Lesson  
9

## Qq · Rr



Trace and write.



Write Q or q.




Queen queen Queen queen



Question question Question



Quiet quiet Quiet quiet

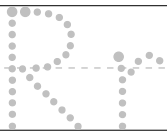
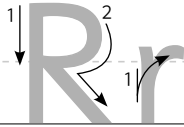


Quiz quiz Quiz quiz





Trace and write.



Write R or r.



Rabbit rabbit Rabbit rabbit



Rain rain Rain rain



Ring ring Ring ring



Rose rose Rose rose



Lesson  
10

## Ss · Tt



Trace and write.

S s

S s



Write S or s.

7


Seven seven Seven seven



Sky sky Sky sky



Star star Star star



Sun sun Sun sun





Trace and write.

Tracing guide for uppercase T and lowercase t. Uppercase T shows stroke 1 as a horizontal line from left to right, and stroke 2 as a vertical line from top to bottom. Lowercase t shows stroke 1 as a horizontal line from left to right, and stroke 2 as a vertical line from the middle dashed line to the bottom line. Below the guide are two rows of handwriting lines with dotted uppercase T and lowercase t for tracing.



Write T or t.





Table Table Table Table



Tent Tent Tent Tent



Tiger Tiger Tiger Tiger



Tomato Tomato Tomato

Lesson  
11

Uu · Vv · Ww



Trace and write.

Uu

Uu



Write U or u.



Umbrella umbrella Umbrella



Under under Under under



Up up Up up



Trace and write.

Vv

Vv





Write V or v.



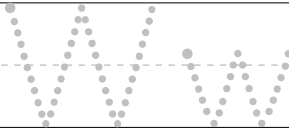
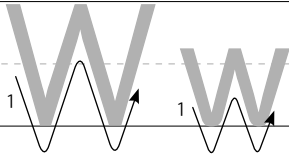
V ase v ase V ase v ase



V iolin v iolin V iolin v iolin



Trace and write.



Write W or w.



W ash w ash W ash w ash



W ater w ater W ater w ater



W oman w oman W oman

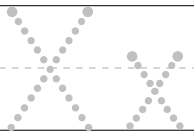
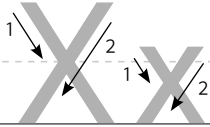


Lesson  
12

Xx · Yy · Zz



Trace and write.



Write x.



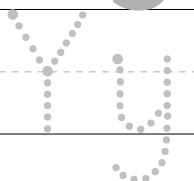
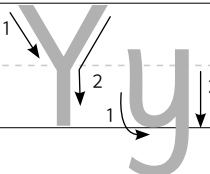
Bo~~x~~    bo~~x~~    Bo~~x~~    bo~~x~~



Si~~x~~    si~~x~~    Si~~x~~    si~~x~~



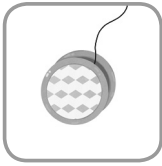
Trace and write.







Write Y or y.



Yoyo yoyo Yoyo yoyo



You you You you

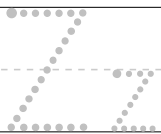
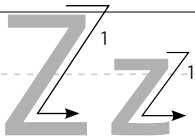


Yellow yellow Yellow yellow



Yes yes Yes yes

Trace and write.



Write Z or z.

0

Zero zero Zero zero



Zoo zoo Zoo zoo

