



50 BEST WORDPRESS PLUGINS

WPBlogSupport.com

Start – Build – Grow Your WordPress Powered Business

Learn How to Customize WordPress with our List of Top 50 Plugins
+ Free Access to Our Complete Library of WordPress Courses!

James Maduk
james@wpblogsupport.com

IMPORTANT: *I know you want to skip directly to our list of The Best WordPress Plugins – ones that we’ve personally tested and used on thousands of client sites right away. But this list won’t mean much to you if you don’t have ANY idea how to use them with WordPress. You’ll get way more value using any of these Plugins if you watch our FREE WordPress Videos that show you how to use them!*

Lerarn How To User All 50 Plugins Now:

WPblogsupport.com/free

Get WordPress Done For You – Unlimited

WordPress Support – Just \$77 Visit:

WPblogsupport.com

Welcome to The 50 Best WordPress Plugins

What I've done in this PDF is a result of 15 years of Blogging – well before WordPress was even a product.

These WordPress Plugins are the important pieces of the “Build” part of my WordPress Marketing Blueprint. The foundation that lets you customize your WordPress Powered business so it can do what you need it to do!

There's 50 in the list – a far cry from the CRAZY number of free plugins that you'll just on the WordPress.org site. And that's the reason that the list exists, there's just too many confusing and bad choices available today when you have to decide on exactly what WordPress Plugin is the best for....

- Creating a Shopping Cart
- Taking Payments Online
- Selling Event Tickets
- Displaying a Calendar
- Creating a Photo Gallery
- Integrating Social Media
- Creating A Community...

Or whatever else you want your business to do.

So I learned the hard way and it's my turn to share my experiences. My businesses have helped thousands of Bloggers START, BUILD and GROW Online with WordPress so get ready to save time and put an end to the technical frustrations

No More Trial and Error Learn WordPress!

or

WordPress Done for You – Unlimited WordPress Support

<http://wpblogsupport.com>

Contents

Welcome to The 50 Best WordPress Plugins	2
Top WordPress Plugins	6
WordPress eCommerce & Shopping Carts	6
Paid Memberships Pro:.....	6
Easy Digital Downloads.....	7
Restrict Content Pro.....	8
WooCommerce	9
AffiliateWP	10
WordPress Content and Presentation Plugins.....	11
LearnDash	11
NexGen Gallery	12
WordPress Landing Pages.....	13
Easy Pricing Table.....	14
Column Shortcodes.....	15
Page List	16
List Category Posts	16
My Category Order	16
Simple Page Ordering.....	17
In Post Ads.....	18
WP-PageNavi.....	19
Wp Pagenavi Style.....	19
Breadcrumb NavXT	20
Category Posts Widget.....	21
Add Posts to Page	22
Post Types Order.....	22
List Category Posts	23
Content Aware Sidebars	24
Embed Any Document	25
AVH Extended Categories Widgets	26
Editorial Calendar.....	27

WordPress Post Tabs	28
Multiple Themes	28
WordPress Calendars and Events Plugins	29
All-in-One Event Calendar by Timely	29
The Events Calendar.....	30
PodCasting and Video Plugins.....	31
Blubrry PowerPress Podcasting plugin	31
Seriously Simple Podcasting.....	32
S3 Media Vault.....	32
WordPress Tools for Administrators.....	33
My Custom Functions	33
One Click Child Theme	34
Child Theme Configurator.....	35
WordPress Show IDs	36
WordPress Importer	36
Use Google Libraries	36
WordPress Bulk Editing Plugins	37
Bulk Delete	37
Bulk Move	37
Default Thumbnail Plus.....	38
Real Time Find and Replace	39
Duplicate Post	40
Clean Up Optmizer.....	40
Convert Post Types	41
WordPress Social Media + Communications Plugins.....	42
WP Support Plus Responsive Ticket System	42
Tawk-To Live Chat	43
WP Mail SMTP.....	44
Contact Form 7.....	45
Social Media Widget by Acurax (aka Acurax Social Media Widget)	45
Revive Old Post (Former Tweet Old Post).....	45

WP Twitter Feed	47
BuddyPress.....	48
BBPress.....	49
OnlyWire for WordPress [OFFICIAL]	50
NewsLetter	50
WordPress Traffic Tools	51
SEO Pressor	51
Yoast SEO	52
Google Analytics for WordPress	53
All In One SEO	54
Scroll Triggered Box	55
ICEGRAM	56
WP Rocket.....	56
WordFence.....	57
Broken Link Checker.....	58
BBQ: Block Bad Queries	58
Theme My Login.....	59
Postie.....	60
WpeMatico.....	61
Safe Redirect Plugin	61
All 404 Redirect to Home Page	61
Akismet	61

Top WordPress Plugins

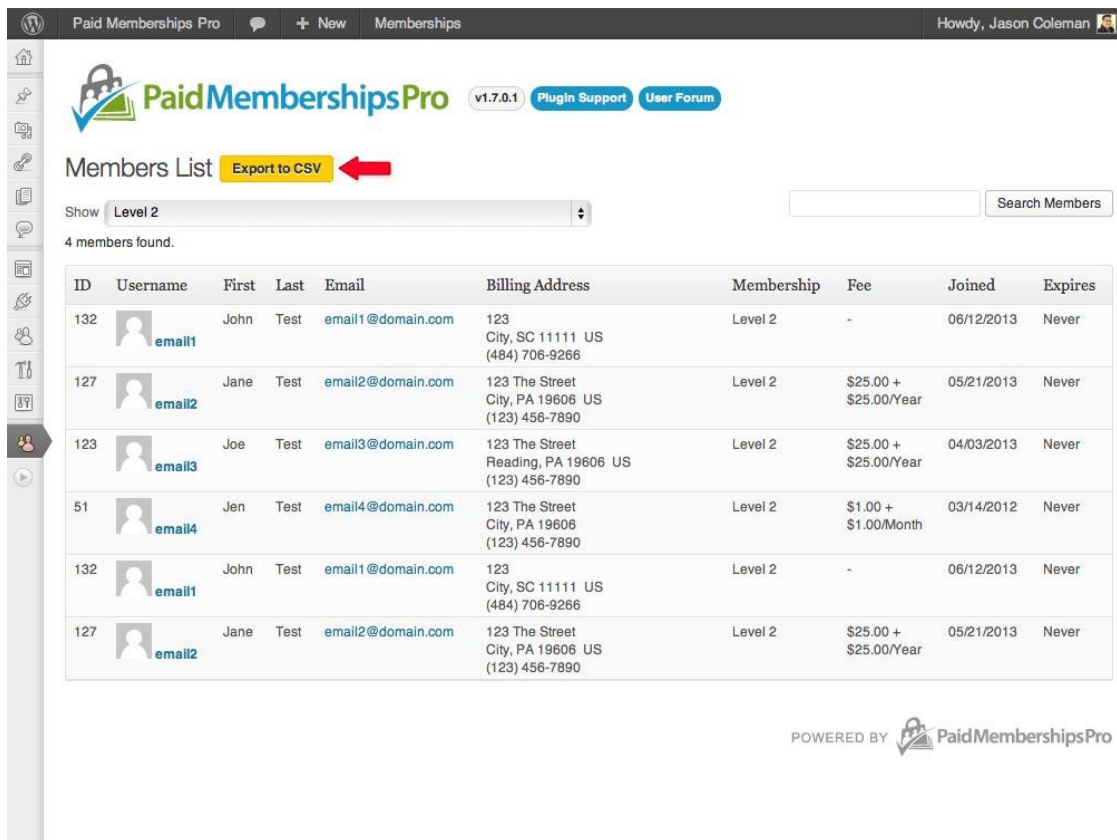
WordPress eCommerce & Shopping Carts

Paid Memberships Pro:

<http://www.paidmembershipspro.com>

Set up unlimited membership levels and provide restricted access to members-only content (including pages, posts, categories, videos, forums, downloads, support, single "a la carte" page access, and more).

Paid Memberships Pro is flexible enough to fit the needs of almost all online and offline businesses. It works great out of the box, but is easy for developers to customize to fit your needs.




Members List [Export to CSV](#)

Show **Level 2** Search Members

4 members found.

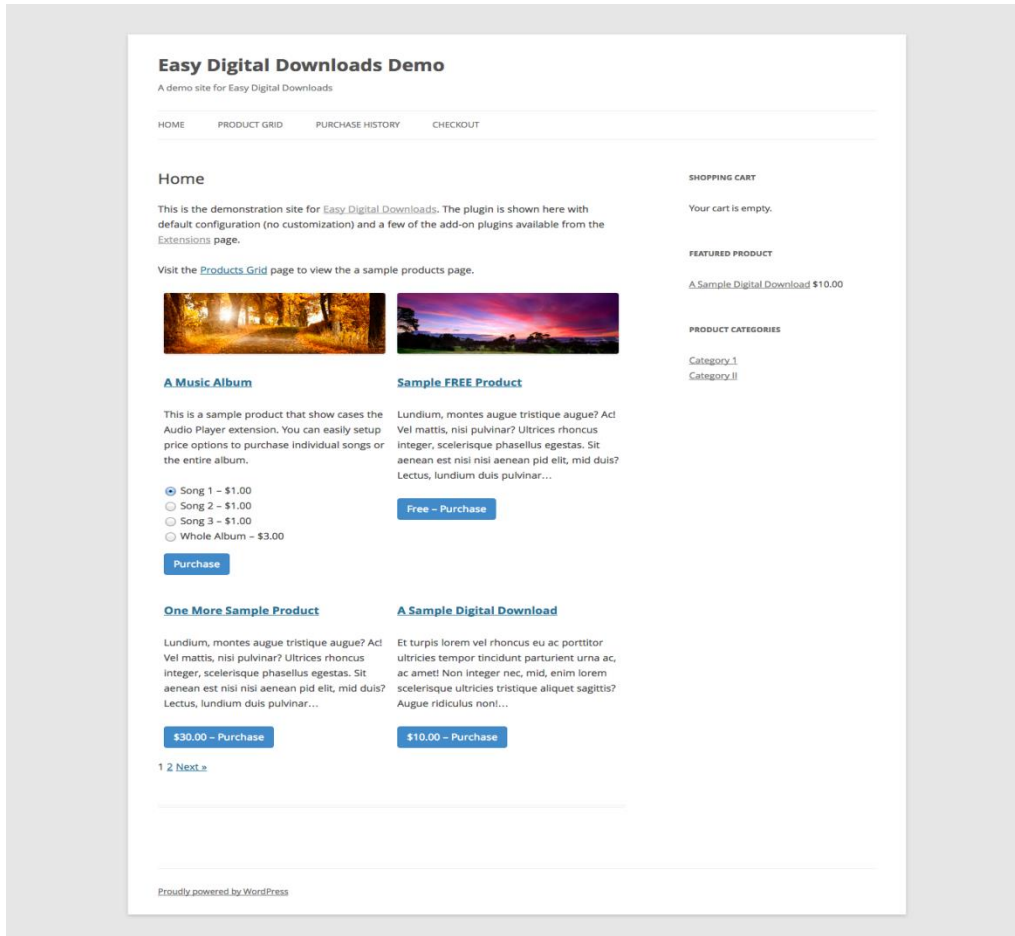
ID	Username	First	Last	Email	Billing Address	Membership	Fee	Joined	Expires
132	email1	John	Test	email1@domain.com	123 City, SC 11111 US (484) 706-9266	Level 2	-	06/12/2013	Never
127	email2	Jane	Test	email2@domain.com	123 The Street City, PA 19606 US (123) 456-7890	Level 2	\$25.00 + \$25.00/Year	05/21/2013	Never
123	email3	Joe	Test	email3@domain.com	123 The Street Reading, PA 19606 US (123) 456-7890	Level 2	\$25.00 + \$25.00/Year	04/03/2013	Never
51	email4	Jen	Test	email4@domain.com	123 The Street City, PA 19606 (123) 456-7890	Level 2	\$1.00 + \$1.00/Month	03/14/2012	Never
132	email1	John	Test	email1@domain.com	123 City, SC 11111 US (484) 706-9266	Level 2	-	06/12/2013	Never
127	email2	Jane	Test	email2@domain.com	123 The Street City, PA 19606 US (123) 456-7890	Level 2	\$25.00 + \$25.00/Year	05/21/2013	Never

POWERED BY  Paid Memberships Pro

Easy Digital Downloads

<http://www.easydigitaldownloads.com>

Easy Digital Downloads is a complete e-commerce solution for selling digital products in a light, performant, and easy to use plugin. Rather than attempting to provide every feature under the sun, Easy Digital Downloads makes selling digital simple and complete by providing just the features you need.

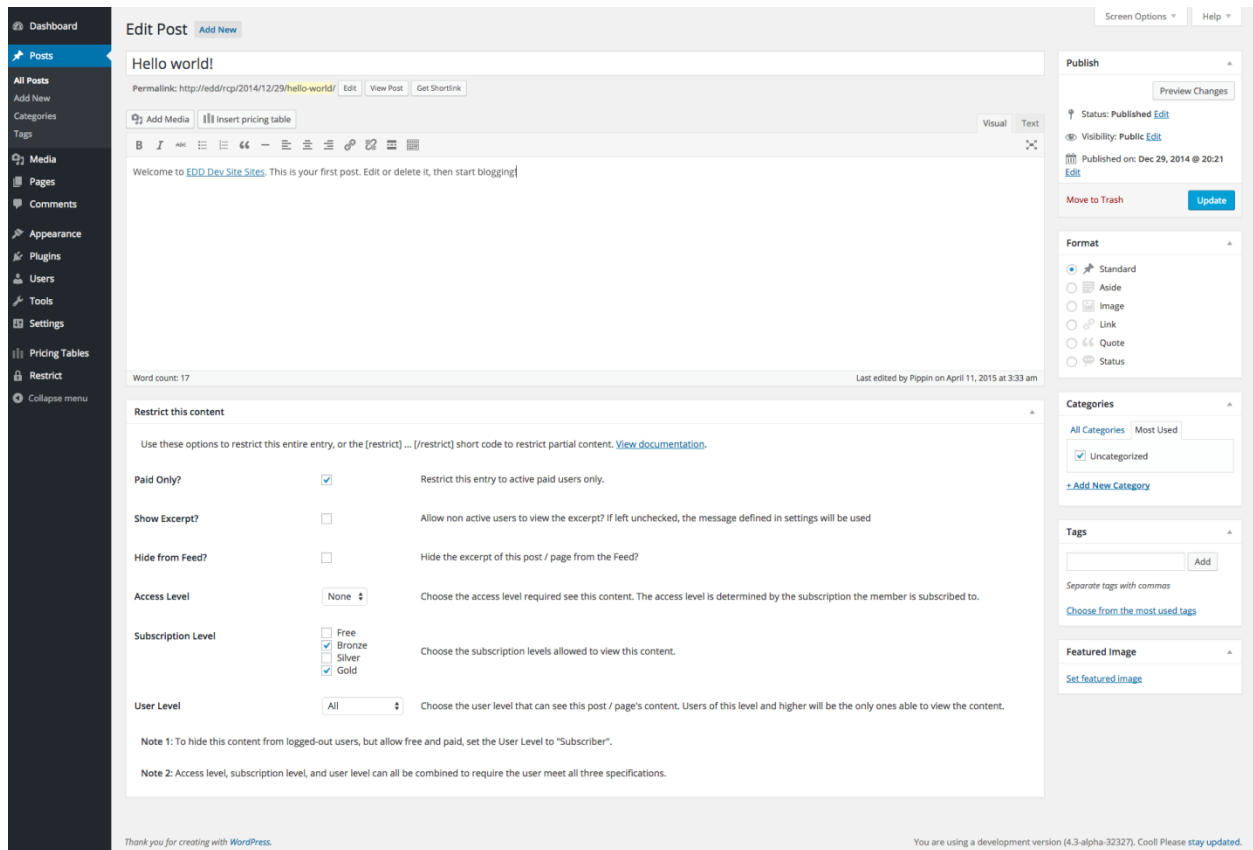


The screenshot shows a demo site for Easy Digital Downloads. The page has a clean, modern design with a white background and a light gray border. At the top, there's a navigation menu with links for HOME, PRODUCT GRID, PURCHASE HISTORY, and CHECKOUT. Below the navigation, the main content area is divided into several sections. On the left, there's a 'Home' section with a brief introduction and a link to the 'Products Grid' page. Below this, there are two product listings: 'A Music Album' and 'Sample FREE Product'. The 'A Music Album' listing includes a radio button selection for different price options: 'Song 1 - \$1.00', 'Song 2 - \$1.00', 'Song 3 - \$1.00', and 'Whole Album - \$3.00'. The 'Sample FREE Product' listing has a 'Free - Purchase' button. On the right side, there's a 'SHOPPING CART' section showing 'Your cart is empty.', a 'FEATURED PRODUCT' section with 'A Sample Digital Download \$10.00', and a 'PRODUCT CATEGORIES' section with 'Category I' and 'Category II'. At the bottom of the page, there's a footer that says 'Proudly powered by WordPress'.

Restrict Content Pro

<http://restrictcontentpro.com>

Restrict Content Pro is a complete membership and premium content manager plugin for WordPress. Create an unlimited number of memberships levels, including free, trial and premium. Manage members and their subscriptions, track payments, offer discounts with a complete discount code system, and provide premium, members-only content to your subscribers.



The screenshot shows the WordPress 'Edit Post' interface for a post titled 'Hello world!'. The 'Restrict this content' section is expanded, showing the following settings:

- Paid Only?** Restrict this entry to active paid users only.
- Show Excerpt?** Allow non active users to view the excerpt? If left unchecked, the message defined in settings will be used.
- Hide from Feed?** Hide the excerpt of this post / page from the Feed?
- Access Level** Choose the access level required see this content. The access level is determined by the subscription the member is subscribed to.
- Subscription Level**
 - Free
 - Bronze
 - Silver
 - GoldChoose the subscription levels allowed to view this content.
- User Level** Choose the user level that can see this post / page's content. Users of this level and higher will be the only ones able to view the content.

Notes:

- Note 1: To hide this content from logged-out users, but allow free and paid, set the User Level to "Subscriber".
- Note 2: Access level, subscription level, and user level can all be combined to require the user meet all three specifications.

At the bottom of the interface, there is a footer that reads: "Thank you for creating with WordPress." and "You are using a development version (4.3-alpha-32327). Cool! Please stay updated."

WooCommerce









<http://www.woocommerce.com>

WooCommerce is a free eCommerce plugin that allows you to sell anything, beautifully. Built to integrate seamlessly with WordPress, WooCommerce is the world's favorite eCommerce solution that gives both store owners and developers complete control.

With endless flexibility and access to hundreds of free and premium WordPress extensions, WooCommerce now powers 30% of all online stores -- more than any other platform.

SHOP
Showing 17-24 of 31 results

Default sorting

 Ship Your Idea ★★★★☆ Select options	 Ship Your Idea ★★★★☆ Select options	 Ship Your Idea £15.00 Add to cart	 Woo Album #1 ★★★★☆ £9.00 Add to cart
 Woo Album #2 ★★★★☆ £9.00 Add to cart	 Woo Album #3 ★★★★☆ £9.00 Add to cart	 Woo Album #4 ★★★★★ £9.00 Add to cart	 Woo Logo ★★★★☆ £20.00 £18.00 Add to cart

← 1 2 3 4 →

AffiliateWP

<http://www.affiliatewp.com>

Allows you to set product referral rates on a per-affiliate level in AffiliateWP.

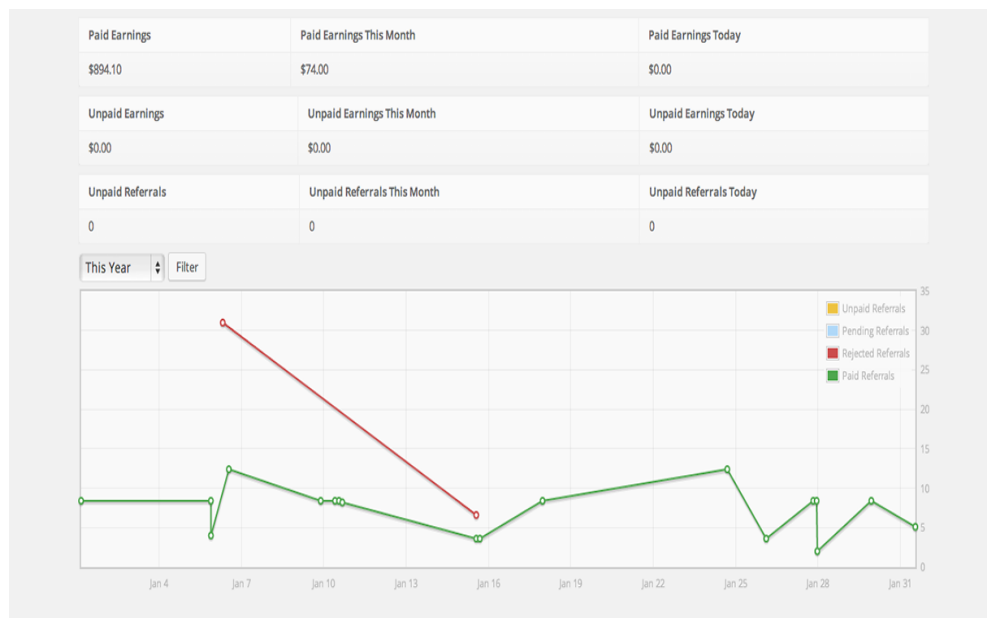
At its most basic level AffiliateWP allows you to set a global referral rate which all affiliates share. For integrations that support per-product referral rates, affiliates can earn different commissions based on which product/s are purchased. AffiliateWP also allows you to set referral rates on a per-affiliate level which will override any per-product referral rate.

Affiliate Product Rates expands this even further, allowing different per-product referral rates on a per-affiliate level.

Here are some examples of how you might use this plugin:

1. Give Affiliate X 10% commission for Product A, 80% commission for Product B, and a flat rate of \$50 for Product C.
2. Give Affiliate Y 50% commission for Product A, but a lower commission than Affiliate X for Products B and C.
3. Give Affiliate Z a flat-rate of \$10 commission for Product A, 65% commission for Product B and 22% commission for Product C.

The possibilities are endless! You can also set per-product referral rates per-affiliate per-integration!



WordPress Content and Presentation Plugins

LearnDash

<http://www.learndash.com>

The WordPress LMS: Flexible Learning Management

The LearnDash plugin takes cutting edge elearning methodology and infuses it into WordPress. More than just a plugin, LearnDash provides practical and experience driven guidance for individuals and organizations interested in setting up online courses.

Course Content

Expand All | Collapse All

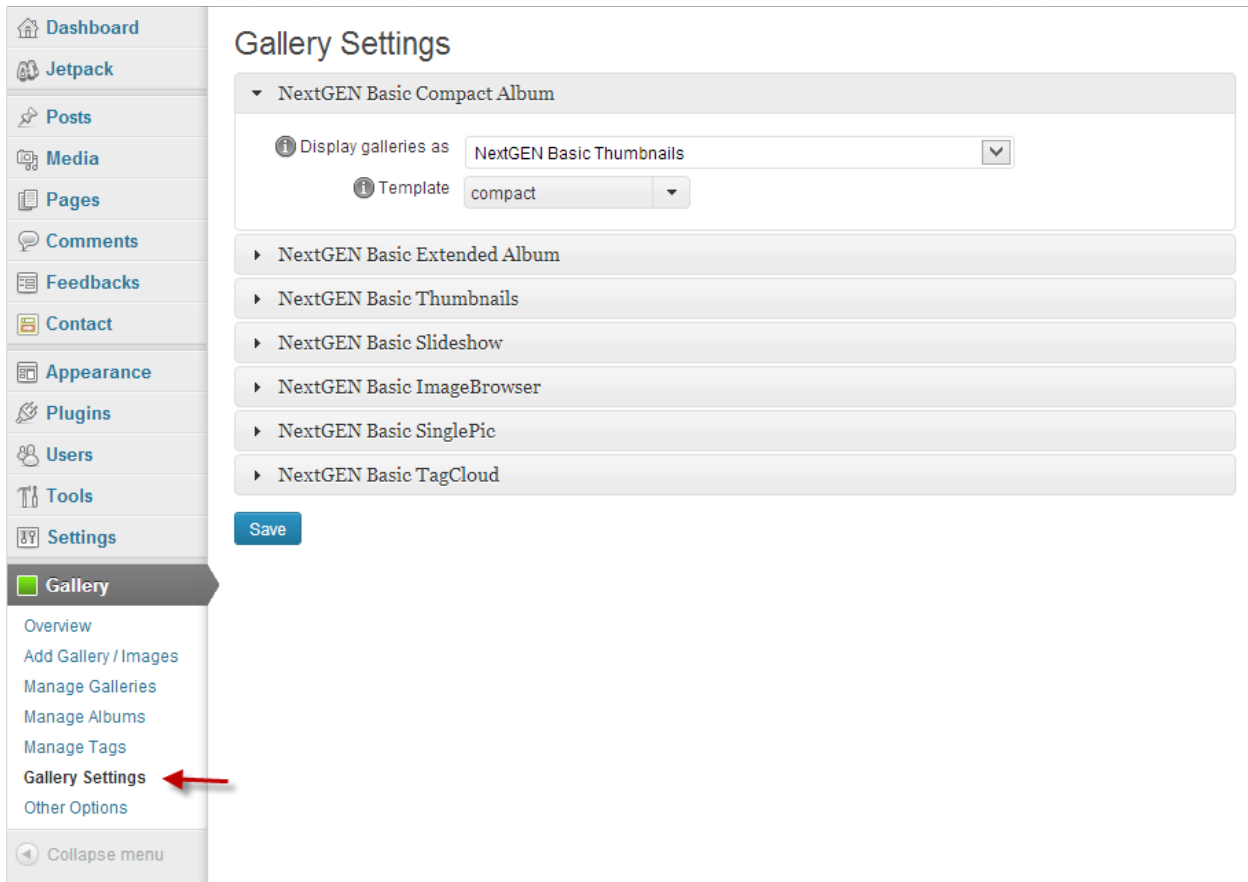
Lessons	Status
1 The Keyboard Notes	
2 Learning The Musical Dynamics	
● Scales and Arpeggios	
● Left Hand Exercise	
● Right Hand Technique	
3 What Are Musical Intervals	
● Musical Intervals Topic 1	
● Music Intervals Topic 2	

NexGen Gallery

<https://wordpress.org/plugins/nextgen-gallery/>

NextGEN Gallery is a WordPress gallery plugin that offers sophisticated gallery management and displays.

It provides a powerful engine for uploading and managing galleries of images, with the ability to batch upload, import meta data, add/delete/rearrange/sort images, edit thumbnails, group galleries into albums, and more. It also provides two front-end display styles (slideshows and thumbnail galleries), both of which come with a wide array of options for controlling size, style, timing, transitions, controls, lightbox effects, and more.



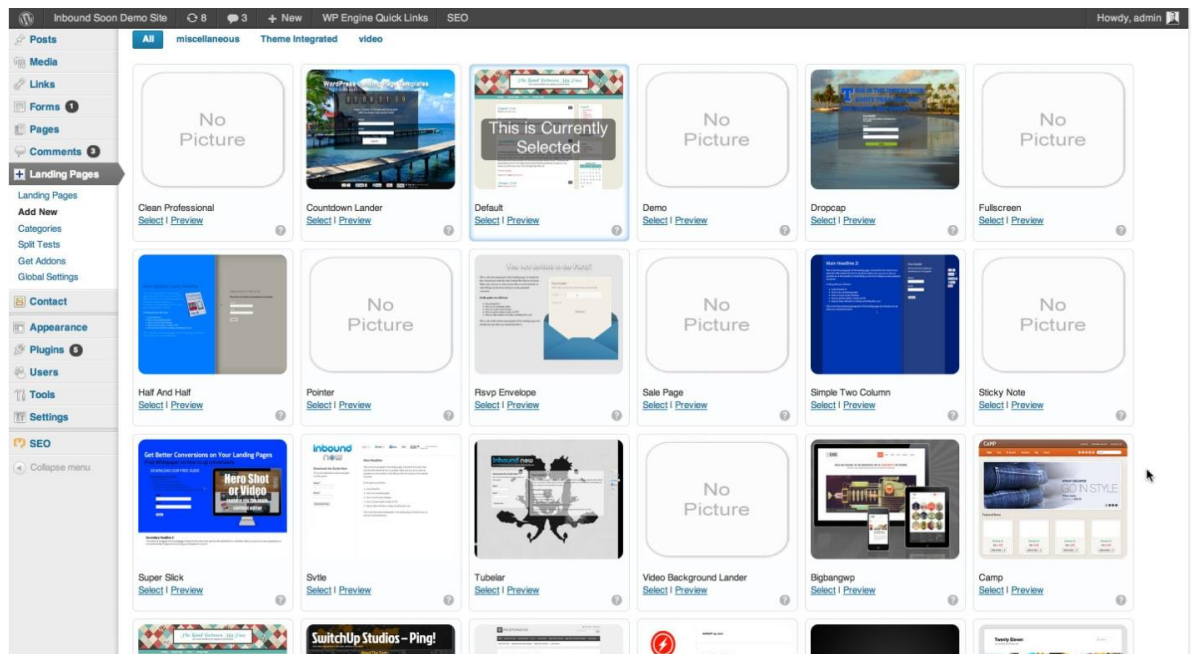
The screenshot shows the WordPress admin interface for the NextGEN Gallery settings. On the left is a sidebar menu with categories: Dashboard, Jetpack, Posts, Media, Pages, Comments, Feedbacks, Contact, Appearance, Plugins, Users, Tools, Settings, and Gallery. The Gallery menu is expanded, showing sub-items: Overview, Add Gallery / Images, Manage Galleries, Manage Albums, Manage Tags, Gallery Settings (highlighted with a red arrow), and Other Options. A 'Collapse menu' button is at the bottom of the sidebar. The main content area is titled 'Gallery Settings' and features a dropdown menu for 'NextGEN Basic Compact Album'. Below this, there are two dropdown menus: 'Display galleries as' set to 'NextGEN Basic Thumbnails' and 'Template' set to 'compact'. A list of gallery styles is shown with expandable arrows: NextGEN Basic Extended Album, NextGEN Basic Thumbnails, NextGEN Basic Slideshow, NextGEN Basic ImageBrowser, NextGEN Basic SinglePic, and NextGEN Basic TagCloud. A blue 'Save' button is located below the list.

WordPress Landing Pages

<https://wordpress.org/plugins/landing-pages/>

The first true all-in-one Landing Page solution for WordPress, including ongoing conversion metrics, a/b split testing, unlimited design options and so much more!

Choose from a ton of pre-made templates, use your existing design, or design your own theme!



Easy Pricing Table

<https://wordpress.org/plugins/easy-pricing-tables/>

Easy Pricing Tables implements conversion rate optimization (CRO) best practices and guides you through the process of creating a pricing table that converts.

Unlimited WordPress Support Include WordPress Hosting

Sign Up For Unlimited WordPress Support

	Start	Build	Grow
	\$25	\$77	\$197
	Monthly	Monthly	Monthly
12 Core WordPress Maintenance & Security Tasks	✓	✓	✓
Unlimited WordPress Tweaks & Fixes	✗	✓	✓
Unlimited WordPress Small Jobs	✗	✓	✓
WordPress Training Courses (Free WPHomeroom.com Membership)	✗	✓	✓

Easy Pricing Tables works with any WordPress theme you have installed. After creating your first pricing table using Easy Pricing Tables, you can publish your pricing tables anywhere on your site using a shortcode.

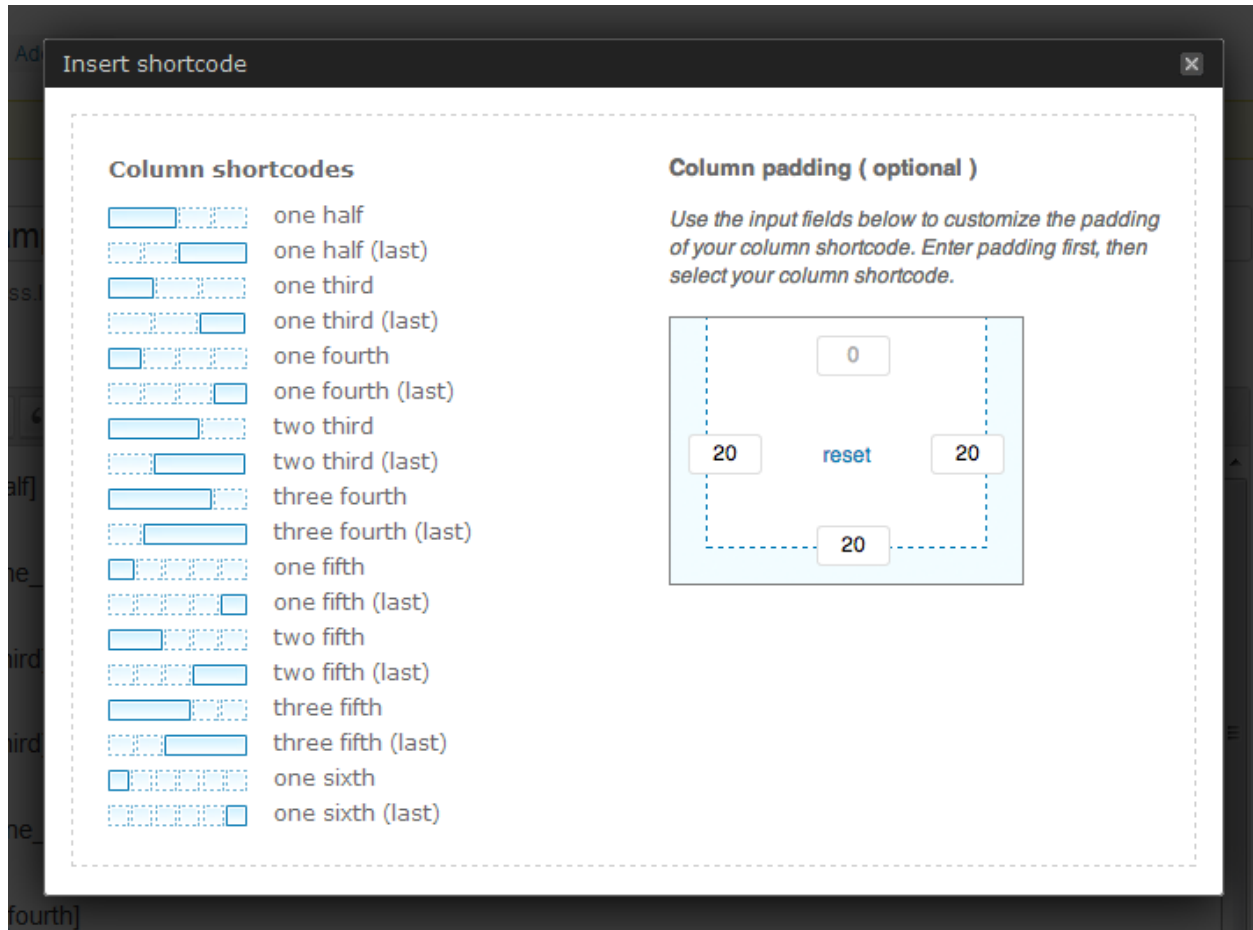
Easy Pricing Tables Features

- Works with any WordPress Theme
- Responsive Pricing Tables
- Intuitive User Interface - building pricing tables has never been easier
- Built-in Conversion Rate Optimization Best Practices
- Create Unlimited Pricing Table Rows
- Customize Your Pricing Table Design: Font-size, Color Pickers and Rounded Borders.
- Use Drag & Drop To Reorder Easy Pricing Tables Columns
- Featured Your Most Popular Easy Pricing Tables Column
- Custom CSS - Add Custom CSS to your Pricing Table

Column Shortcodes

<https://wordpress.org/plugins/column-shortcodes/>

Sometimes you just need to divide your page into different columns. With this plugin you just select a column shortcode and it will add the column to the page. You can also change the padding of each individual column from the UI.

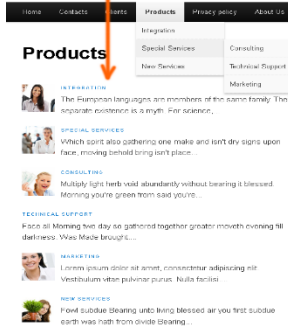


Page List

<https://wordpress.org/plugins/page-list/>



Plugin helps you to show list of pages of your web-site with [pagelist], [subpages], [siblings] and [pagelist_ext] shortcodes.



Very useful for adding sitemap or list of subpages or list of products with thumbnails on your web-site.

List Category Posts

<https://wordpress.org/plugins/list-category-posts/>

List Category Posts allows you to list posts by category in a post/page using the [catlist] shortcode. When you're editing a page or post, directly insert the shortcode in your text and the posts will be listed there. The basic usage would be something like this:

```
[catlist id=1]
```

```
[catlist name="news"]
```

My Category Order

<https://wordpress.org/plugins/taxonomy-terms-order/>

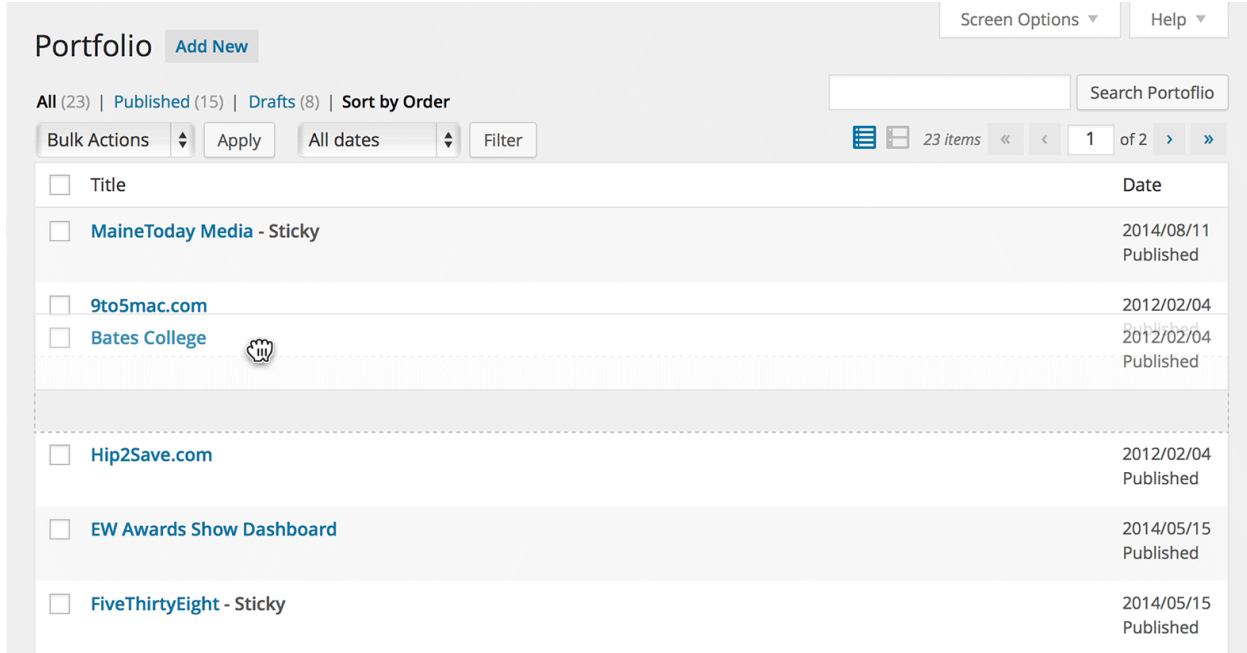
My Category Order allows you to set the order in which Post categories will appear on your WordPress site. Uses a drag and drop interface for ordering. Adds a widget with additional options for easy installation on widgetized themes.

Simple Page Ordering


<https://wordpress.org/plugins/simple-page-ordering/>

Order your pages, hierarchical custom post types, or custom post types with "page-attributes" with simple drag and drop right from the built in page list.

Simply drag and drop the page into the desired position. It's that simple. No new admin menus pages, no clunky, bolted on user interfaces. Just drag and drop on the page or post-type screen.



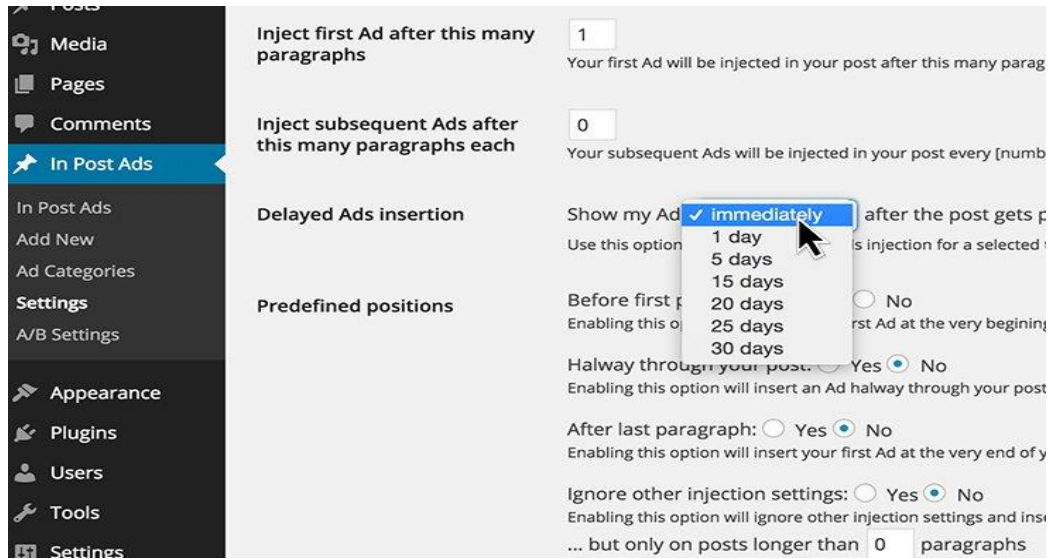
The screenshot shows the WordPress Portfolio page. At the top, there's a "Portfolio" header with an "Add New" button. Below the header, there are filters for "All (23)", "Published (15)", and "Drafts (8)", along with a "Sort by Order" option. A search bar labeled "Search Portfolio" is also present. The main content area displays a list of items, each with a checkbox, a title, and a date. The items are:

<input type="checkbox"/>	Title	Date
<input type="checkbox"/>	MaineToday Media - Sticky	2014/08/11 Published
<input type="checkbox"/>	9to5mac.com	2012/02/04
<input type="checkbox"/>	Bates College 	2012/02/04 Published
<input type="checkbox"/>	Hip2Save.com	2012/02/04 Published
<input type="checkbox"/>	EW Awards Show Dashboard	2014/05/15 Published
<input type="checkbox"/>	FiveThirtyEight - Sticky	2014/05/15 Published

In Post Ads

<https://wordpress.org/plugins/insert-post-ads/>

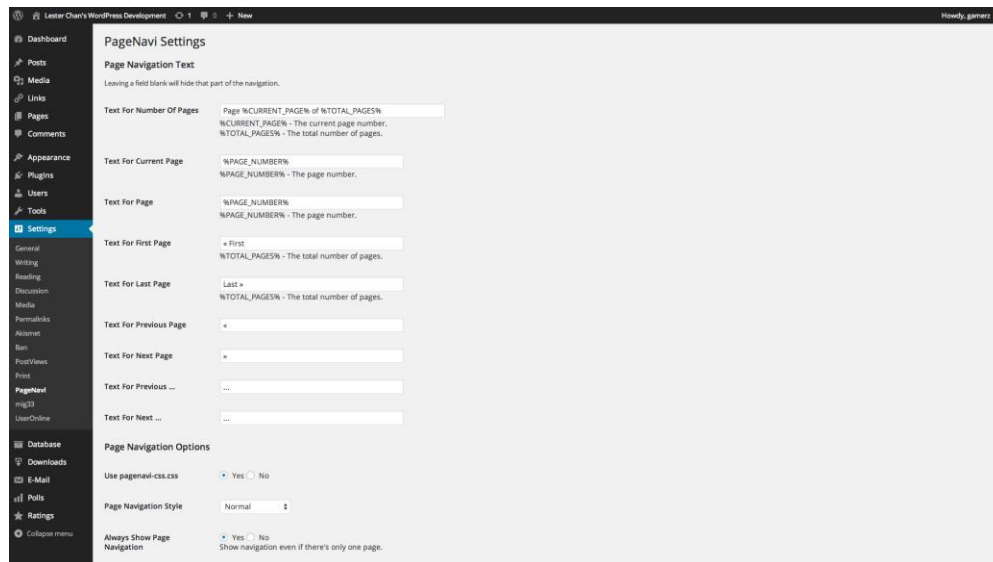
Build a premium marketing strategy that makes the most of your content. Mix advertisements with post and page content to drastically improve sales.



WP-PageNavi

<https://wordpress.org/plugins/wp-pagenavi/>

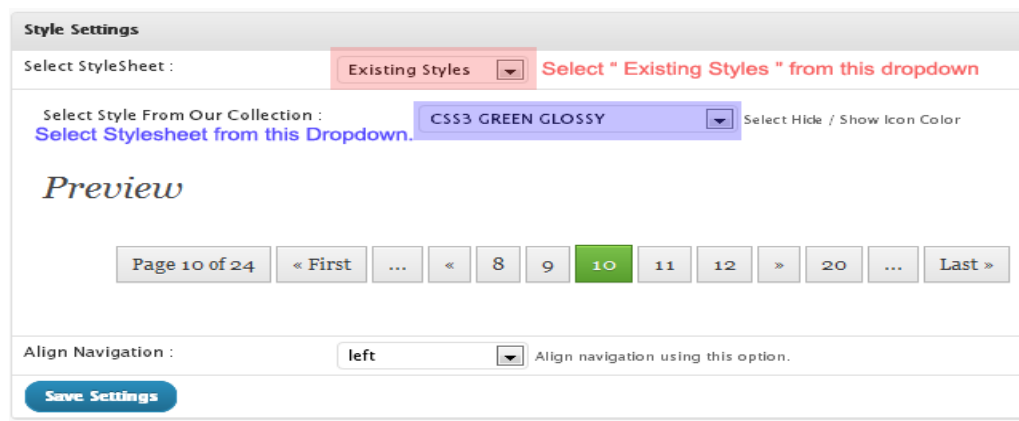
Adds a more advanced paging navigation to your WordPress blog



Wp Pagenavi Style

<https://wordpress.org/plugins/wp-pagenavi-style/>

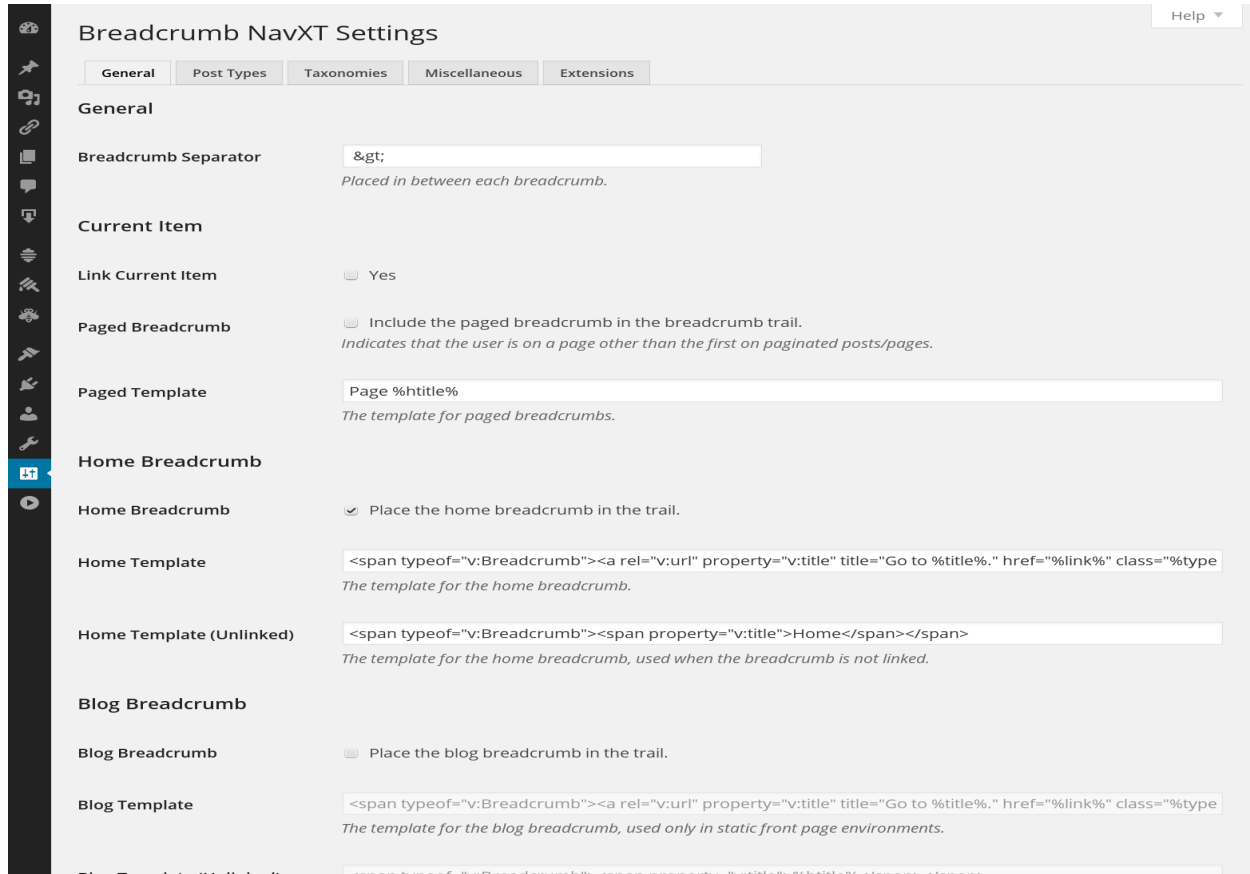
Adds Style options for most popular wordpress pagination plugin wp-pagenavi.



Breadcrumb NavXT

<https://wordpress.org/plugins/breadcrumb-navxt/>

Breadcrumb NavXT, the successor to the popular WordPress plugin Breadcrumb Navigation XT, was written from the ground up to be better than its ancestor. This plugin generates locational breadcrumb trails for your WordPress powered blog or website. These breadcrumb trails are highly customizable to suit the needs of just about any website running WordPress. The Administrative interface makes setting options easy, while a direct class access is available for theme developers and more adventurous users.



Breadcrumb NavXT Settings Help ▾

General | Post Types | Taxonomies | Miscellaneous | Extensions

General

Breadcrumb Separator
Placed in between each breadcrumb.

Current Item

Link Current Item Yes

Paged Breadcrumb Include the paged breadcrumb in the breadcrumb trail.
Indicates that the user is on a page other than the first on paginated posts/pages.

Paged Template
The template for paged breadcrumbs.

Home Breadcrumb

Home Breadcrumb Place the home breadcrumb in the trail.

Home Template
The template for the home breadcrumb.

Home Template (Unlinked) *The template for the home breadcrumb, used when the breadcrumb is not linked.*

Blog Breadcrumb

Blog Breadcrumb Place the blog breadcrumb in the trail.

Blog Template
The template for the blog breadcrumb, used only in static front page environments.

Blog Template (Unlinked)

Category Posts Widget

<https://wordpress.org/plugins/category-posts/>

Category Posts Widget is a light widget designed to do one thing and do it well: display the most recent posts from a certain category.

Category Posts ▲

Title:

Hide title

Category: ▼

Number of posts to show:

Sort by: ▼

Reverse sort order (ascending)

Make widget title link

Show post excerpt

Excerpt length (in words):

Show number of comments

Show post date

Show post thumbnail

Thumbnail to top

Thumbnail dimensions (in pixels):
Width: Height:

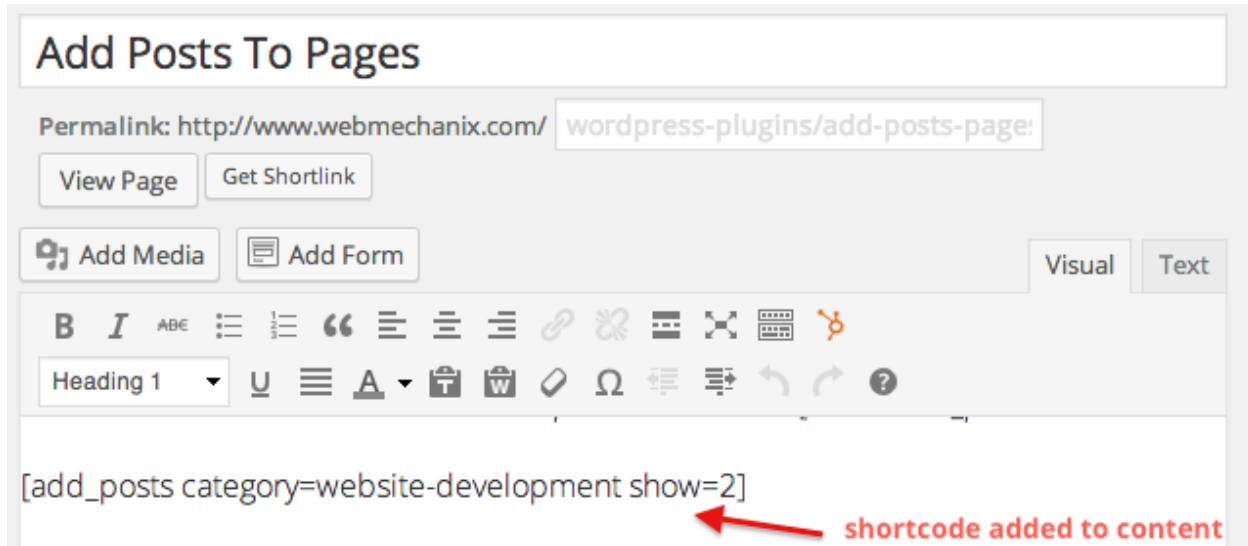
Disable widget CSS

[Delete](#) | [Close](#)

Add Posts to Page

<https://wordpress.org/plugins/add-posts-to-pages/>

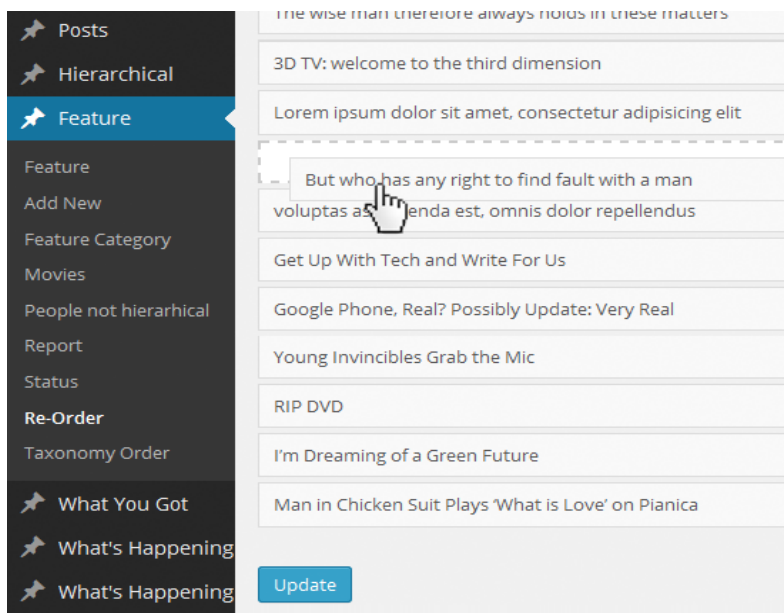
Posts to page, shortcode [posts-to-page]. Usage [posts-to-page cat_id=1]



Post Types Order

<https://wordpress.org/plugins/post-types-order/>

Posts Order and Post Types Objects Order using a Drag and Drop Sortable javascript capability



List Category Posts

<https://wordpress.org/plugins/list-category-posts/>

Show more category content on your WordPress blog

Category Content: More ▾

Title:

Show posts from year:
 ▾

Show widget on:
 ▾

Show categories:
 ▾

Amount:

-1 for all posts

Single posts - Orderby:
 ▾

Single posts - Order:
 ▾

Categories - Orderby:
 ▾

Categories - Order:
 ▾

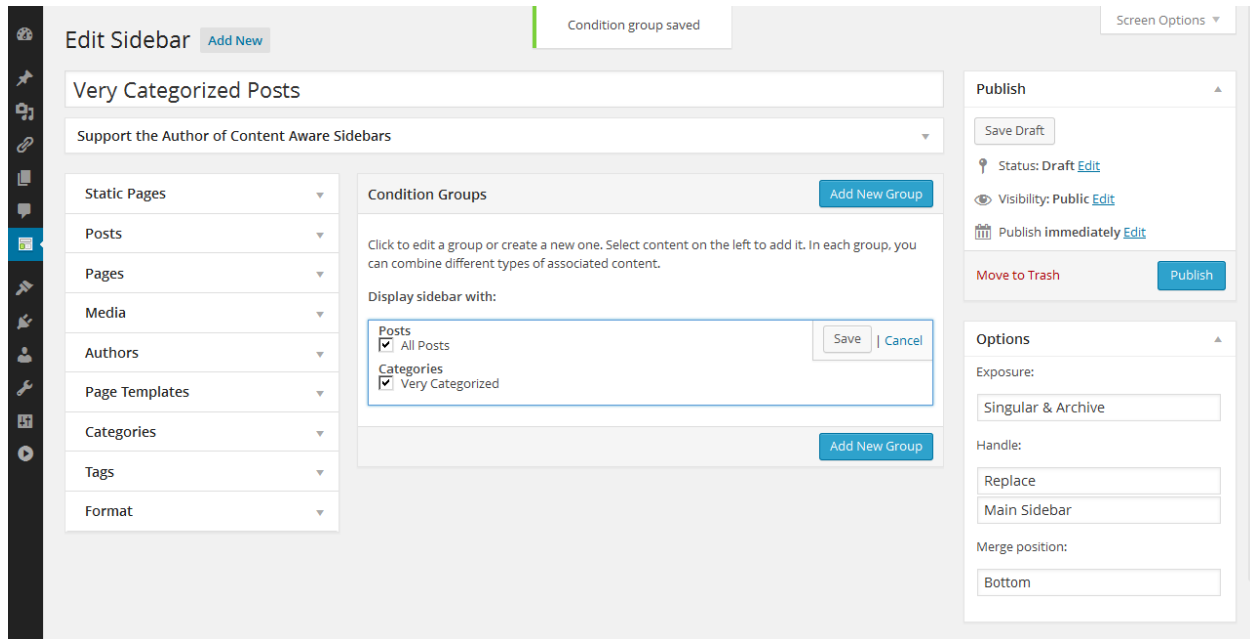
Remove child categories:
 ▾

[Delete](#) | [Close](#) [Save](#)

Content Aware Sidebars

<https://wordpress.org/plugins/content-aware-sidebars/>

Manage an infinite number of sidebars. Boost on-site SEO with better Calls to Action by controlling what content or context your sidebars should be displayed with. The sidebar manager makes it incredibly easy for anyone to create dynamic, custom sidebars without the need of code.




The screenshot displays the 'Edit Sidebar' interface for the 'Content Aware Sidebars' plugin. The main sidebar is titled 'Very Categorized Posts' and is associated with the widget 'Support the Author of Content Aware Sidebars'. The 'Condition Groups' section shows a list of content types: 'Posts' (with 'All Posts' selected) and 'Categories' (with 'Very Categorized' selected). The right sidebar contains the 'Publish' section with options like 'Save Draft', 'Status: Draft', 'Visibility: Public', and 'Publish immediately'. Below that is the 'Options' section with fields for 'Exposure' (Singular & Archive), 'Handle' (Replace), 'Main Sidebar', and 'Merge position' (Bottom).

Embed Any Document

<https://wordpress.org/plugins/embed-any-document/>

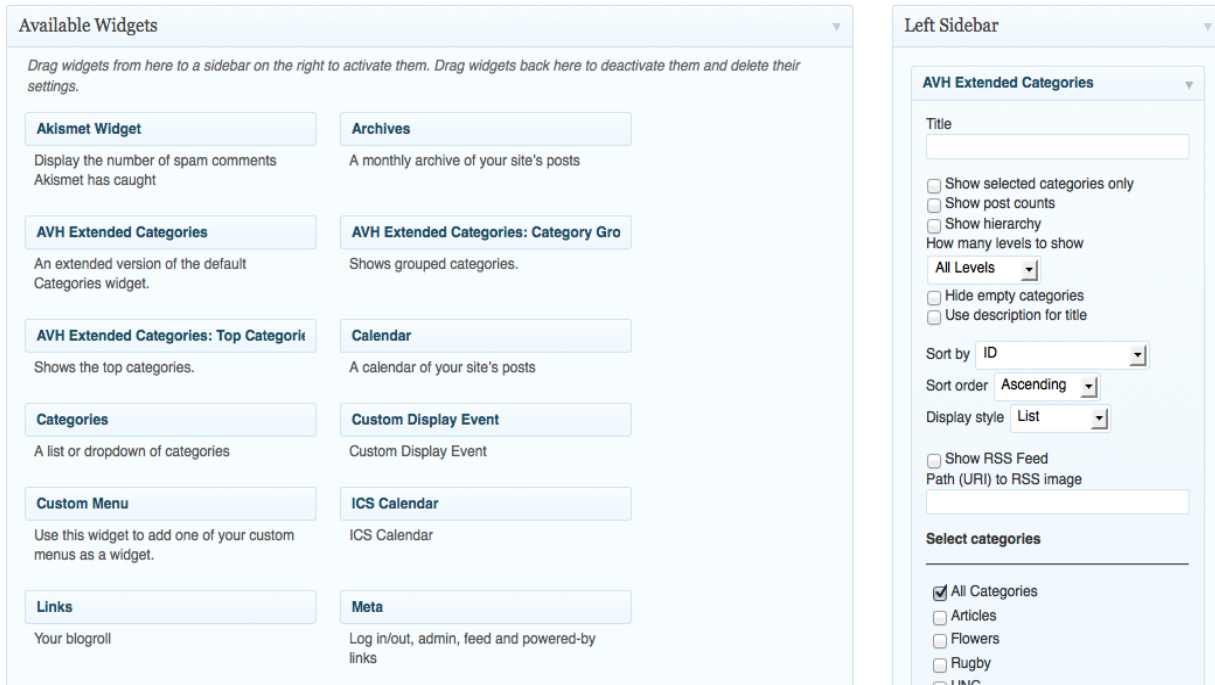
Embed Any Document WordPress plugin lets you upload and embed your documents easily in your WordPress website without any additional browser plugins like Flash or Acrobat reader. The plugin lets you choose between Google Docs Viewer and Microsoft Office Online to display your documents.



AVH Extended Categories Widgets

<https://wordpress.org/plugins/extended-categories-widget/>

The AVH Extended Categories Widgets gives you three widgets for displaying categories.



The screenshot displays the WordPress widget management interface. On the left, the 'Available Widgets' panel lists various widgets, including 'AVH Extended Categories', 'AVH Extended Categories: Category Gro', and 'AVH Extended Categories: Top Categorik'. On the right, the 'Left Sidebar' panel shows the 'AVH Extended Categories' widget configuration. The configuration includes a title field, checkboxes for 'Show selected categories only', 'Show post counts', and 'Show hierarchy', a 'How many levels to show' dropdown set to 'All Levels', checkboxes for 'Hide empty categories' and 'Use description for title', 'Sort by' (ID) and 'Sort order' (Ascending) dropdowns, a 'Display style' dropdown set to 'List', a 'Show RSS Feed' checkbox, and a 'Path (URI) to RSS image' field. Below these options is a 'Select categories' section with a list of categories, where 'All Categories' is checked.

Editorial Calendar

<https://wordpress.org/plugins/editorial-calendar/>

Calendar The Editorial Calendar makes it possible to see all your posts and drag and drop them to manage your blog.



The screenshot shows the 'Posts Calendar' interface. On the left is a vertical sidebar with various icons. The main area displays a calendar grid for May 2012. The calendar is titled 'Posts Calendar' and includes navigation buttons for 'April, 2012 - May, 2012', 'Show Today', and 'Show Drafts'. The calendar grid shows posts scheduled for each day of the month.

Sunday	Monday	Tuesday	Wednesday	Thursday	Friday	Saturday
29 01:00 pm Deadline Joyland	30 10:00 am Write the book 10:00 am FTS Testing today	May 1 10:00 am We come in peace for cats and mice everywhere	2 10:00 am Popular spelling mismakes	3 10:00 am Better blogging through chemistry 10:00 am test9	4 10:00 am The 20 second work week 10:00 am Sean's test	5 10:00 am Just a note to remind you to do this. 10:00 am Session
6 10:00 am testing	7 10:00 am Scheduling the unscheduled	8 10:00 am Post 1	9	10 10:00 am runmp 10:00 am Hello	11 10:10 am How I met your mother	12 10:00 am Test Draft

WordPress Post Tabs

<https://wordpress.org/plugins/wordpress-post-tabs/>

WordPress Post Tabs will help you to easily display your WordPress Post or Page sections in structured tabs, so that if you are writing some review post, you can add distinct tabs representing each section of the review like overview, specifications, performance, final rating and so on. Watch Live Demo at Plugin Page.



The screenshot shows a WordPress post layout. At the top, there are navigation links for 'Apple', 'Netbook', 'Smartphone', 'Sony', and 'Storage'. Below these are 'Ads by Google' with links for 'Movie Review', 'India Movie', 'Movie Online', and 'New Film Songs'. The main title is 'Review – Dell Inspiron Mini 10 Netbook'. Below the title is a red tabbed interface with four tabs: 'Overview', 'Technical Specifications', 'Gallery', and 'Price'. An orange arrow points to the 'Technical Specifications' tab with the text 'We have created four tabs here'. Below the tabs is a paragraph of text: 'Dell has recently released an improved version of Dell Inspiron Mini 10 netbooks. In small screen netbooks, Dell Mini 10 is definitely a market leader as it is providing awesome package in a competitive price. USP of Dell Mini 10'. To the right of the text is an image of a Dell Inspiron Mini 10 netbook.

Multiple Themes

<https://wordpress.org/plugins/jonradio-multiple-themes/>

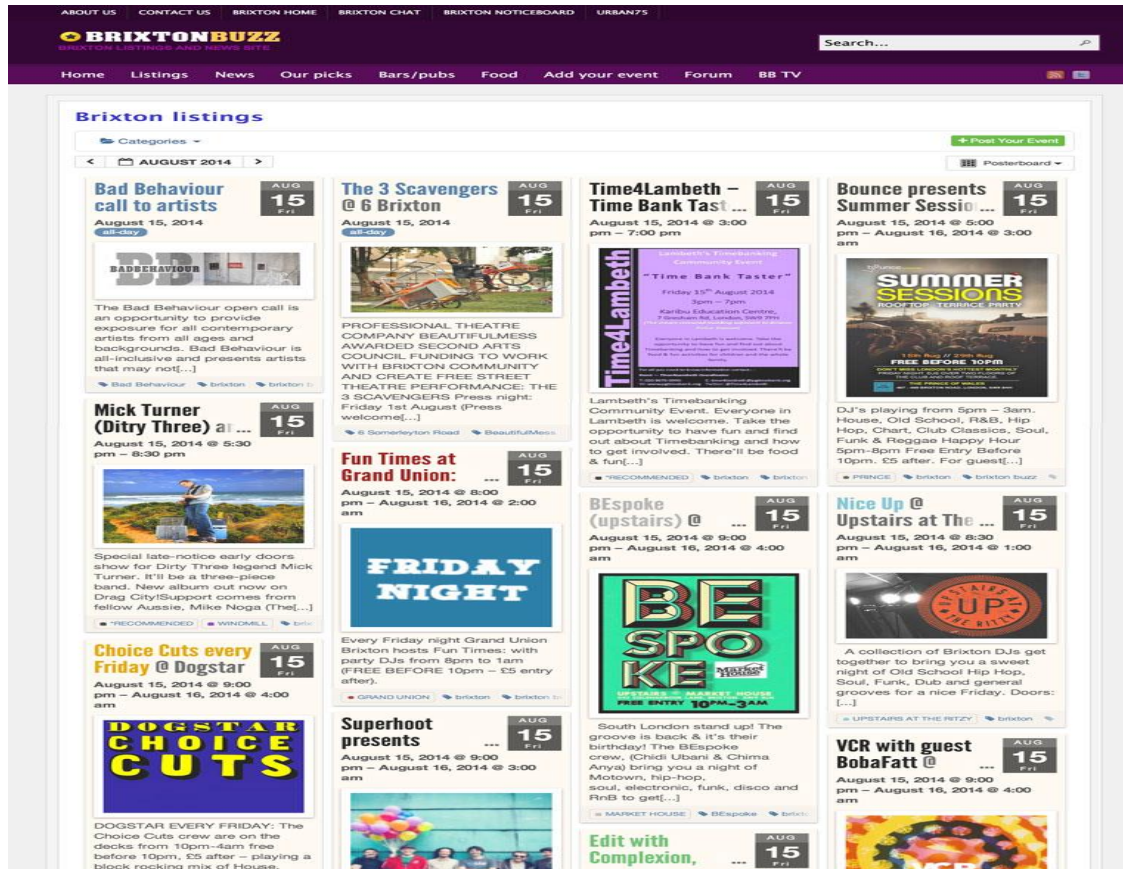
Select different Themes for one or more WordPress Pages, Posts or other non-Admin pages. Or Site Home.

WordPress Calendars and Events Plugins

All-in-One Event Calendar by Timely

<https://wordpress.org/plugins/all-in-one-event-calendar/>

A calendar system with posterboard, month, week, day, agenda views, upcoming events widget, color-coded categories, recurrence, and import/export of .ics feeds.



The Events Calendar

<https://wordpress.org/plugins/the-events-calendar/>

The Events Calendar is a carefully crafted, extensible plugin that lets you easily share your events. Beautiful. Solid. Awesome.

EVENTS IN <i>Date</i>	SEARCH <i>Search</i>	FIND EVENTS	VIEW AS Month
--------------------------	-------------------------	--------------------	------------------

Events for July 2013

MONDAY	TUESDAY	WEDNESDAY	THURSDAY	FRIDAY	SATURDAY	SUNDAY
1	2 wp-hooked Developer Meetup	3	4 South Florida WordPress Meetup Group	5	6	7
8	9	10 Portland WordPress Meetup Monthly Tribal Council Meeting Rob's Birthday	11 Victoria WordPress User Group	12	13 WordCamp Windsor	14 WordCamp Windsor
15	16 WordPress NYC Meetup	17	18	19	20	21
22	23	24	25	26 WordCamp Columbus	27 WordCamp Columbus WordCamp Fayetteville	28 WordCamp Fayetteville
29	30	31				

« June

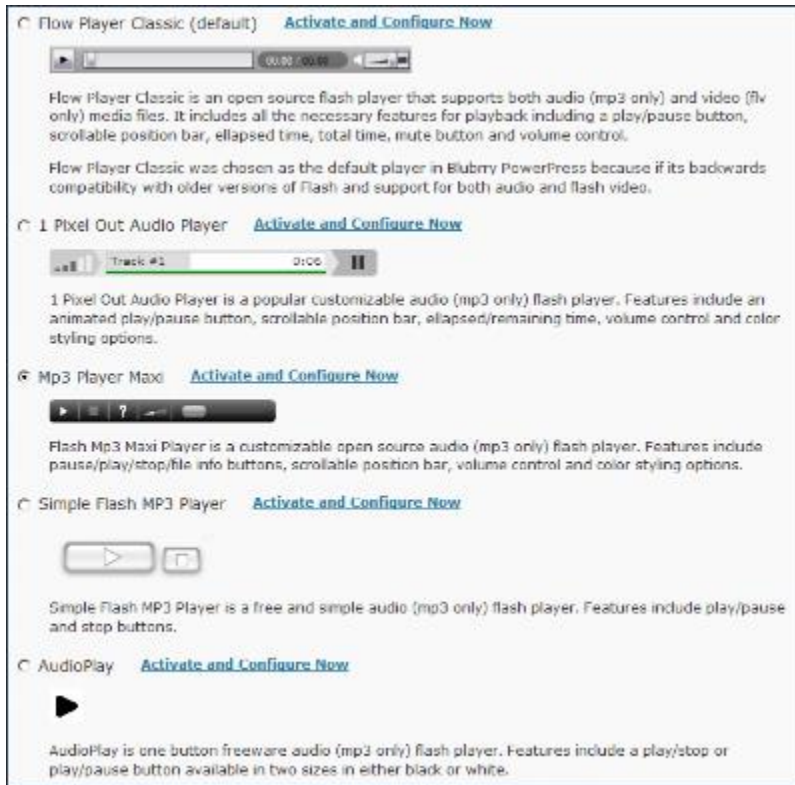
August »

PodCasting and Video Plugins

Blubrry PowerPress Podcasting plugin

<https://wordpress.org/plugins/powerpress/>

Blubrry PowerPress brings the essential features for podcasting to WordPress including full iTunes support, Web audio/video media players and more.



The screenshot displays the 'Audio Players' section of the Blubrry PowerPress plugin settings. It lists five different audio player options, each with a radio button, a small preview image, and a description:

- Flow Player Classic (default)**: Includes a play button and a progress bar. Description: "Flow Player Classic is an open source flash player that supports both audio (mp3 only) and video (flv only) media files. It includes all the necessary features for playback including a play/pause button, scrollable position bar, elapsed time, total time, mute button and volume control. Flow Player Classic was chosen as the default player in Blubrry PowerPress because of its backwards compatibility with older versions of Flash and support for both audio and flash video." [Activate and Configure Now](#)
- 1 Pixel Out Audio Player**: Includes a play button, a progress bar, and a pause button. Description: "1 Pixel Out Audio Player is a popular customizable audio (mp3 only) flash player. Features include an animated play/pause button, scrollable position bar, elapsed/remaining time, volume control and color styling options." [Activate and Configure Now](#)
- Mp3 Player Maxi**: Includes a play button, a progress bar, and a volume control icon. Description: "Flash Mp3 Maxi Player is a customizable open source audio (mp3 only) flash player. Features include pause/play/stop/file info buttons, scrollable position bar, volume control and color styling options." [Activate and Configure Now](#)
- Simple Flash MP3 Player**: Includes a play button and a stop button. Description: "Simple Flash MP3 Player is a free and simple audio (mp3 only) flash player. Features include play/pause and stop buttons." [Activate and Configure Now](#)
- AudioPlay**: Includes a play button. Description: "AudioPlay is one button freeware audio (mp3 only) flash player. Features include a play/stop or play/pause button available in two sizes in either black or white." [Activate and Configure Now](#)

Seriously Simple Podcasting

<https://wordpress.org/plugins/seriously-simple-podcasting/>

Podcasting the way it's meant to be. No mess, no fuss - just you and your content taking over the world.

Miriam Schwab – Running a Successful WordPress Business

May 20, 2014 by Hugh Lashbrooke

MEETUPS



[Download file](#) | Duration: 55:45 | Size: 107.1 MB

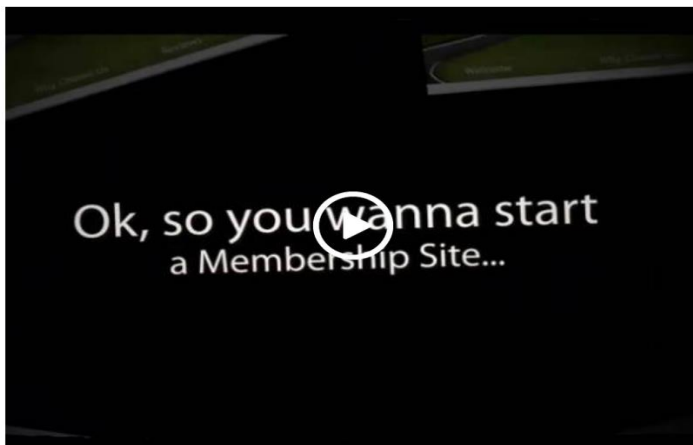
At our April 2014 meetup, [Miriam Schwab](#) spoke to us about running a successful WordPress business. Miriam is the founder of illuminea, a leading Israeli design and development agency, where she builds awesome websites, organises WordCamps and speaks at numerous events.

S3 Media Vault

<http://s3mediavault.com/>

S3MediaVault is a premium secure media player for your web site, which can play Video, Audio, generates secure download links, for any file stored on Amazon S3.

Sample Page



RECENT POSTS

[Hello world!](#)

RECENT COMMENTS

[Mr WordPress on Hell](#)

ARCHIVES

[September 2013](#)

CATEGORIES

[Uncategorized](#)

WordPress Tools for Administrators

My Custom Functions

<https://wordpress.org/plugins/my-custom-functions/>

No need any more functions.php file editing. Just give a tick mark and this plugin will do the rest for you.

My Custom Functions

by Arthur (Berserkr) Gareginyan

```
1 /* Change text of More tag
2 *****/
3 /*add_filter( 'the_content_more_link', 'modify_read_more_link' );
4 function modify_read_more_link() {
5     return '<a class="more-link" href="' . get_permalink() . '">Read more...</a>';
6 }*/
7
8 /* DOWNLOAD BUTTON
9 *****/
10 function anarcho_download_button($attr, $content = null){
11     return '<a
12         class="button"
13         href="' . $attr['url'] . '"
14     >
15         <span>DOWNLOAD</span>
16     </a>';
17 }
18 add_shortcode( 'anarcho_d_button', 'anarcho_download_button' );
19 |
```


This plugin allows you to EASILY and SAFELY add your own functions, snippets or any custom code to your site.

To use, enter your custom functions, then click "Update Custom Functions". It's that simple!

[Update Custom Functions](#)

If you find it useful, consider making a donation:

[Donate](#)



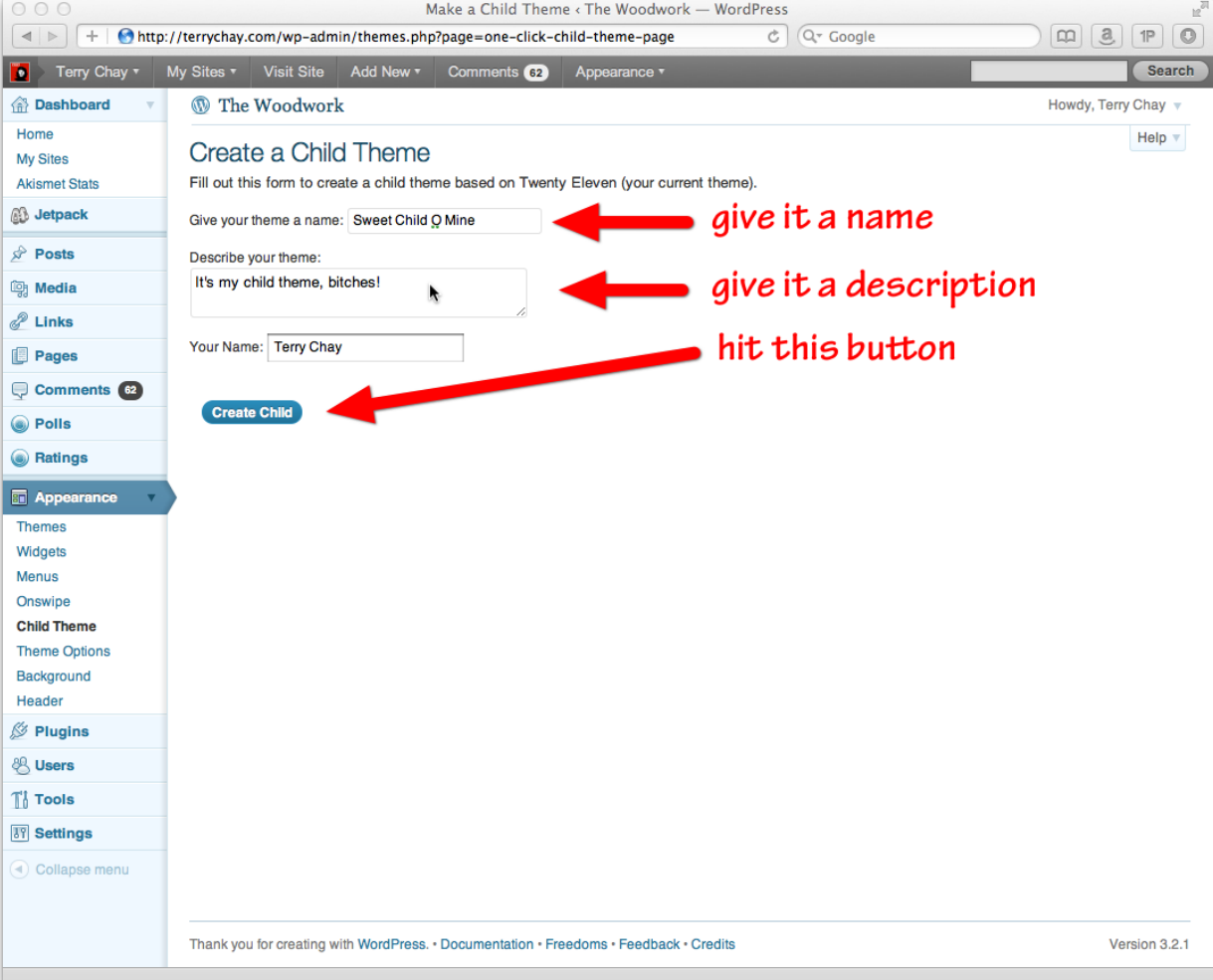
Thank you for creating with WordPress.

Version 4.2.2

One Click Child Theme

<https://wordpress.org/plugins/one-click-child-theme/>

Useful for shared hosts, this allows you to easily create child themes from any theme just by clicking.

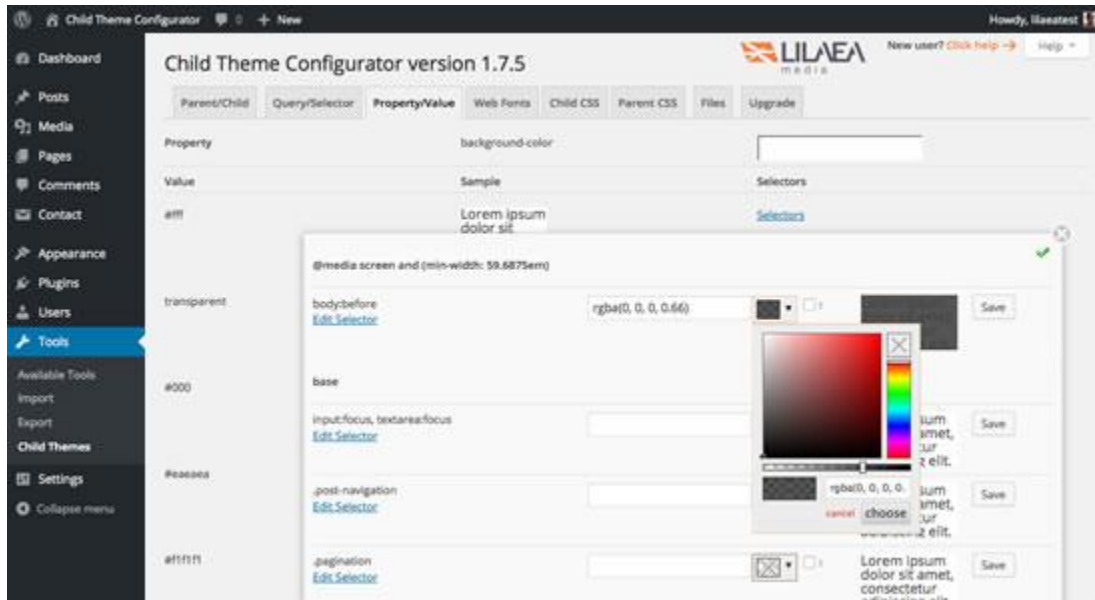


The screenshot shows the WordPress admin interface for 'The Woodwork' theme. The page title is 'Create a Child Theme'. Below the title, there is a form with three input fields: 'Give your theme a name:' (containing 'Sweet Child Q Mine'), 'Describe your theme:' (containing 'It's my child theme, bitches!'), and 'Your Name:' (containing 'Terry Chay'). A blue 'Create Child' button is located below the form. Three red arrows point to these elements with the following text: 'give it a name' points to the name field, 'give it a description' points to the description field, and 'hit this button' points to the 'Create Child' button. The left sidebar shows the 'Appearance' menu expanded, with 'Child Theme' selected. The footer of the page includes 'Thank you for creating with WordPress' and 'Version 3.2.1'.

Child Theme Configurator

<https://wordpress.org/plugins/child-theme-configurator/>

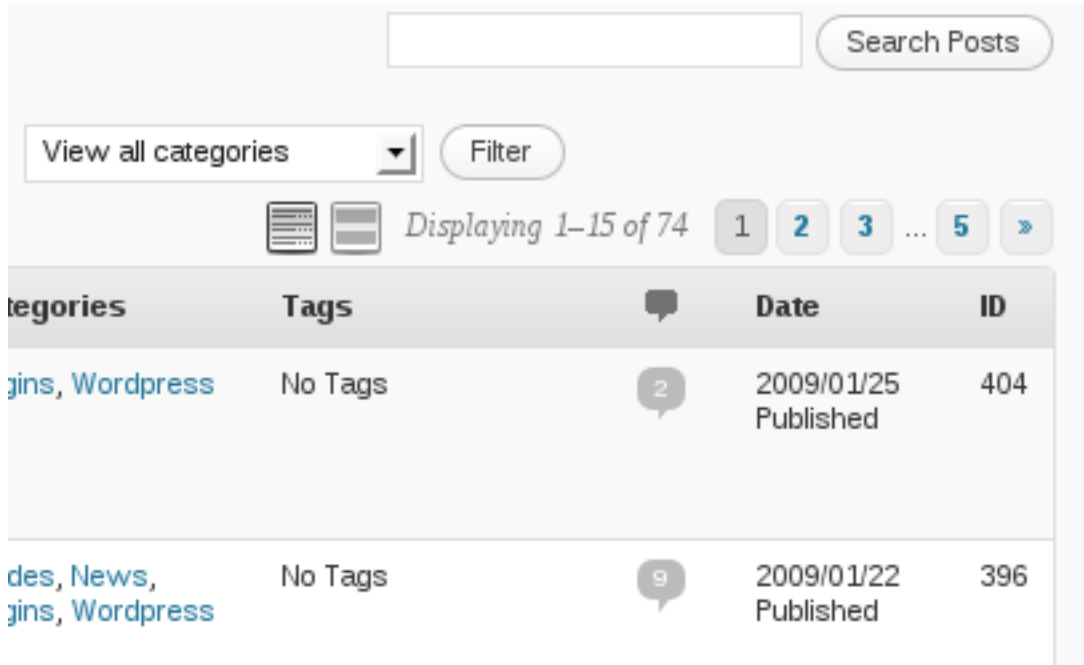
Create child themes and customize styles, templates and functions. Enqueues stylesheets and web fonts. Handles rgba, vendor-prefixes and more.



WordPress Show IDs

<https://wordpress.org/plugins/wpsite-show-ids/>

Simply shows the ID of Posts, Pages, Media, Links, Categories, Tags and Users in the admin tables for easy access. Very lightweight.



Categories	Tags		Date	ID
Plugins, Wordpress	No Tags	2	2009/01/25 Published	404
Pages, News, Plugins, Wordpress	No Tags	9	2009/01/22 Published	396

WordPress Importer

<https://wordpress.org/plugins/wordpress-importer/>

Import posts, pages, comments, custom fields, categories, tags and more from a WordPress export file.

Use Google Libraries

<https://wordpress.org/plugins/use-google-libraries/>

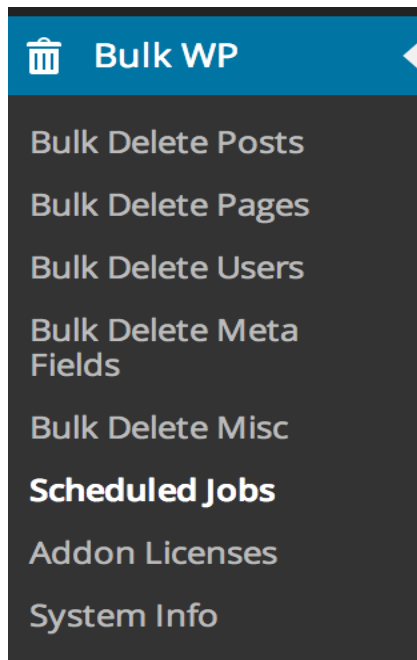
Allows your site to use common javascript libraries from Google's AJAX Libraries CDN, rather than from WordPress's own copies.

WordPress Bulk Editing Plugins

Bulk Delete

<https://wordpress.org/plugins/bulk-move/>

Bulk delete posts from selected categories, tags, post types, custom taxonomies or by post status like drafts, scheduled posts, revisions etc.



Bulk Move

<https://wordpress.org/plugins/bulk-move/>

Bulk move posts from selected categories or tags.



Default Thumbnail Plus

<https://wordpress.org/plugins/default-thumbnail-plus/>

Add a default thumbnail image to post's with no post_thumbnail set.







 Default Thumbnail Plus

Image	Taxonomy	Value	Description
 <input type="button" value="Select image"/>	Any	-	This is the default thumbnail that will be loaded if the post has no featured image set.
 <input type="button" value="Select image"/>	Category	Test 2	<input type="button" value="X"/>
 <input type="button" value="Select image"/>	Category	3	<input type="button" value="X"/>
 <input type="button" value="Select image"/>	Tag	hello	<input type="button" value="X"/>
 <input type="button" value="Select image"/>	Tag	10	<input type="button" value="X"/>

Use image attachment if available

Automatically use the post's first available image attachment for the thumbnail. This is useful for older posts that haven't got a featured image set.

Use embedded image if available

Automatically use the post's first available embedded image for the thumbnail. This is useful if you embed external images.

Use embedded video thumbnail if available

Automatically use the post's first available embedded video for the thumbnail (YouTube only).

Custom field

Enter a custom field key here, its value if set will become the default post thumbnail for that post. The custom field value can either be an Attachment ID, or a link to an image.

Excluded posts

List of posts to be ignored by this plugin. Comma separated e.g. 10, 2, 7, 14

Advanced Options

Cache and resize external images

Automatically resize, crop and cache external images & video thumbnails. Recommended option, however doesn't work with some server configurations.

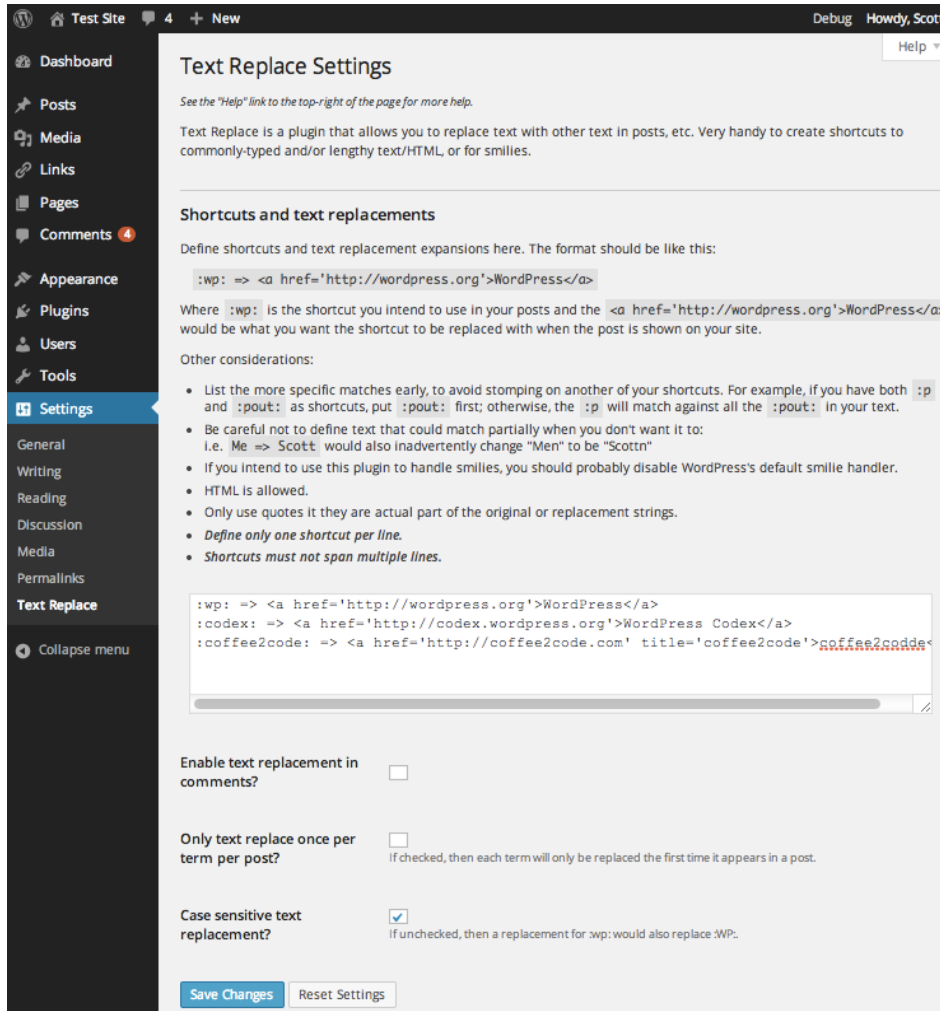
Filter post_thumbnail_html Filter get_post_metadata

Enable or disable plugin hooks. For developers only, see documentation for how to invoke the plugin manually when hooks are disabled.

Real Time Find and Replace

<https://wordpress.org/plugins/real-time-find-and-replace/>

Set up find and replace rules that are executed AFTER a page is generated by WordPress, but BEFORE it is sent to a user's browser..



The screenshot shows the WordPress dashboard with the 'Text Replace' settings page open. The left sidebar contains navigation links for Dashboard, Posts, Media, Links, Pages, Comments (4), Appearance, Plugins, Users, Tools, and Settings (selected). The 'Text Replace' section is expanded, showing options for General, Writing, Reading, Discussion, Media, and Permalinks. The main content area is titled 'Text Replace Settings' and includes a 'Help' link. It explains that the plugin allows replacing text in posts and provides instructions on defining shortcuts and text replacements. A text area contains the following settings:

```
:wp: => <a href='http://wordpress.org'>WordPress</a>
:codex: => <a href='http://codex.wordpress.org'>WordPress Codex</a>
:coffee2code: => <a href='http://coffee2code.com' title='coffee2code'>coffee2code</a>
```

Below the text area are three checkboxes:

- Enable text replacement in comments?** (unchecked)
- Only text replace once per term per post?** (unchecked, with a note: "If checked, then each term will only be replaced the first time it appears in a post.")
- Case sensitive text replacement?** (checked, with a note: "If unchecked, then a replacement for :wp: would also replace :WP:.")

At the bottom are 'Save Changes' and 'Reset Settings' buttons.

Duplicate Post

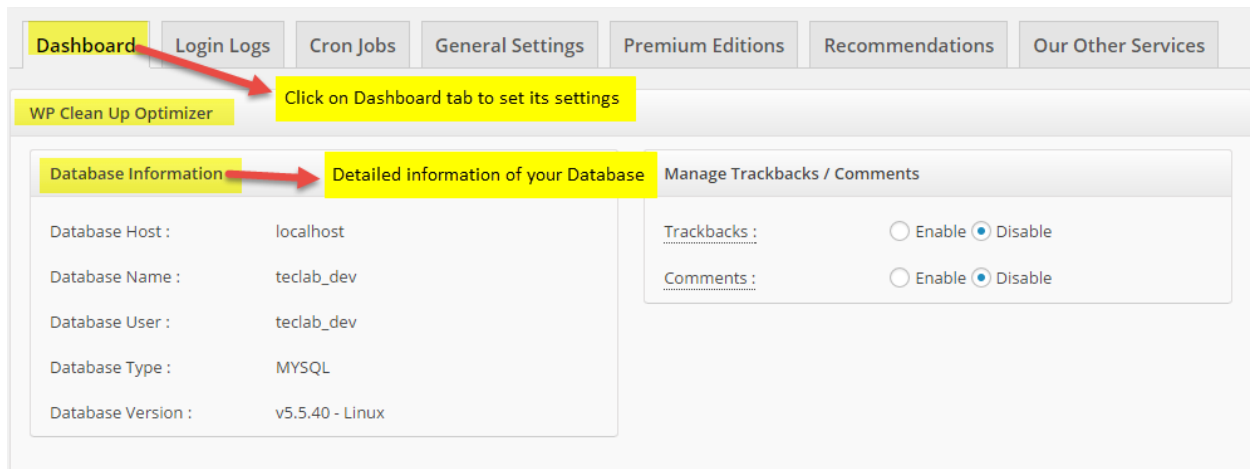
Clone posts and pages.



Clean Up Optimizer

<https://wordpress.org/plugins/wp-clean-up-optimizer/>

WP Clean Up Optimizer optimizes your WordPress as well as clean up the obsolete data from database. You can schedule the process of Cleaning, Optimizing, Deleting and Repairing the database tables without going to phpMyAdmin.



Convert Post Types

<https://wordpress.org/plugins/convert-post-types/>

This is a utility for converting lots of posts or pages to a custom post type (or vice versa). You can limit the conversion to posts in a single category or children of specific page. You can also assign new taxonomy terms, which will be added to the posts' existing terms.

Convert Post Types

With great power comes great responsibility. This process could really screw up your database. Please [make a backup](#) before proceeding.

Convert from... Convert to... Limit posts to category... Limit pages to children of...

Assign custom taxonomy terms

Categories <ul style="list-style-type: none"><input type="checkbox"/> Newsletter<input type="checkbox"/> Fall 2004<input type="checkbox"/> Fall 2005<input type="checkbox"/> Fall 2006<input type="checkbox"/> Fall 2007<input type="checkbox"/> Fall 2008<input type="checkbox"/> Fall 2009<input type="checkbox"/> Spring 2004<input type="checkbox"/> Spring 2005	Colleges <ul style="list-style-type: none"><input type="checkbox"/> Agriculture and Life Sciences<input type="checkbox"/> Architecture<input type="checkbox"/> Political Science<input type="checkbox"/> Engineering<input type="checkbox"/> Education and Human Development<input type="checkbox"/> General Academic Programs<input type="checkbox"/> Geosciences<input type="checkbox"/> Interdisciplinary Programs	Course Types <ul style="list-style-type: none"><input type="checkbox"/> Communications<input type="checkbox"/> Writing	Course Statuses <ul style="list-style-type: none"><input type="checkbox"/> Approved<input type="checkbox"/> Expired<input type="checkbox"/> Proposed
---	---	--	---

Post Tags People

WordPress Social Media + Communications Plugins

WP Support Plus Responsive Ticket System

<https://wordpress.org/plugins/wp-support-plus-responsive-ticket-system/>

This plugin adds to WordPress the features of a complete ticket system with 100% responsive and 100% Ajax functionality. This allows users to submit tickets to report problems or get support on whatever you want. Users can set the status, priority and category of each ticket.

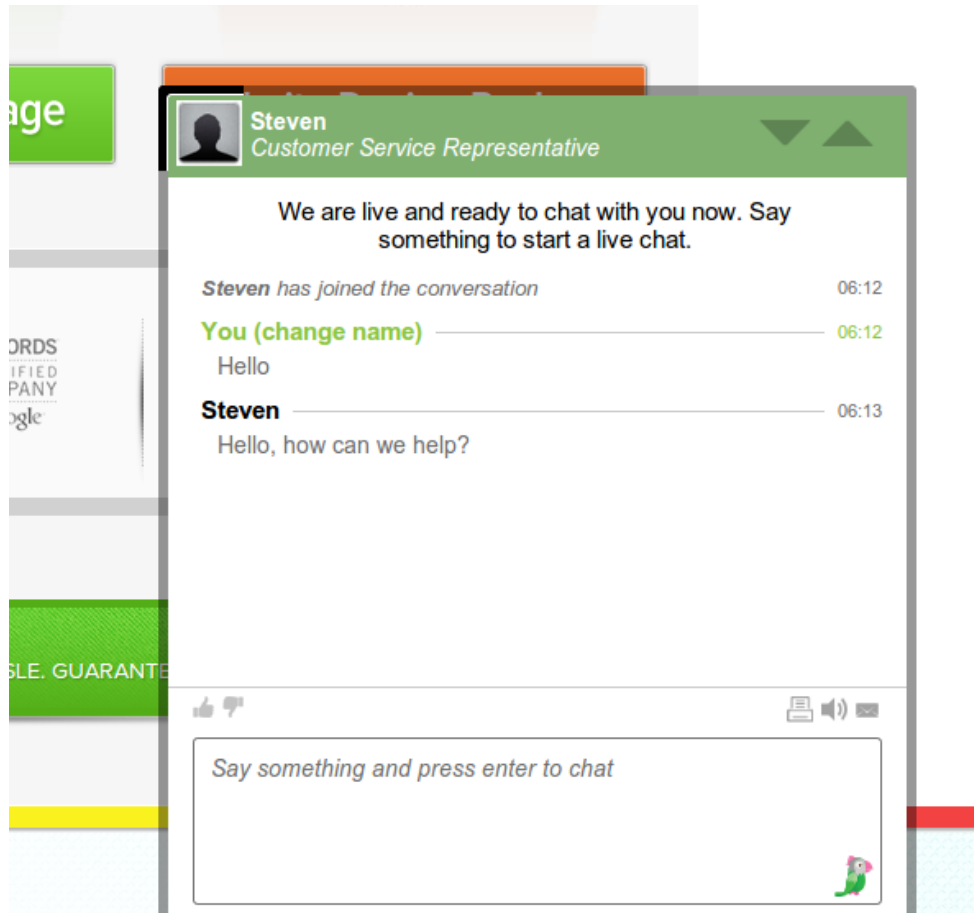
#	STATUS	SUBJECT	CATEGORY	PRIORITY	UPDATED
2	Closed	Test...	General	Normal	7 hours ago
14	Pending	test signature techn...	Technical	Normal	2 days ago
7	Closed	Testing of Quotes...	General	High	5 days ago
1	Closed	New filter has issue...	General	High	5 days ago
13	Closed	test signature...	General	Normal	5 days ago
5	Closed	Testing Attachments...	General	Low	5 days ago
11	Closed	Testing Attachments...	General	Medium	5 days ago
6	Pending	HTML test...	General	Normal	5 days ago
12	Pending	Sample ticket from b...	General	Normal	5 days ago
10	Open	Newline demo with lo...	General	Normal	7 days ago

← Newer 1 of 2 Pages Older →

Tawk-To Live Chat

<https://wordpress.org/plugins/tawkto-live-chat/>

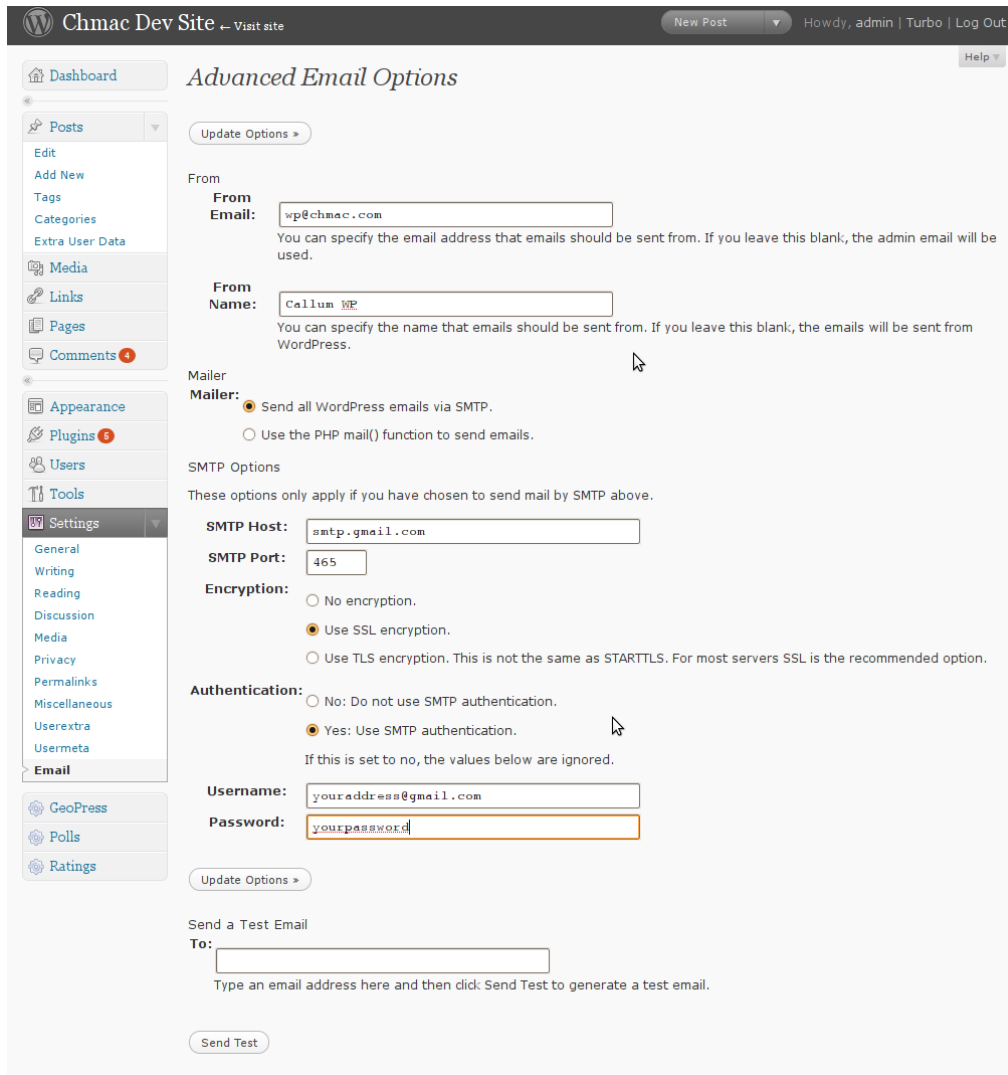
tawk.to is a free live chat app that lets you monitor and chat with visitors on your website or from a free customizable page. No catch. No spam. No wares. It's truly free and always will be.



WP Mail SMTP

<https://wordpress.org/plugins/wp-mail-smtp/>

This plugin reconfigures the `wp_mail()` function to use SMTP instead of `mail()` and creates an options page that allows you to specify various options.

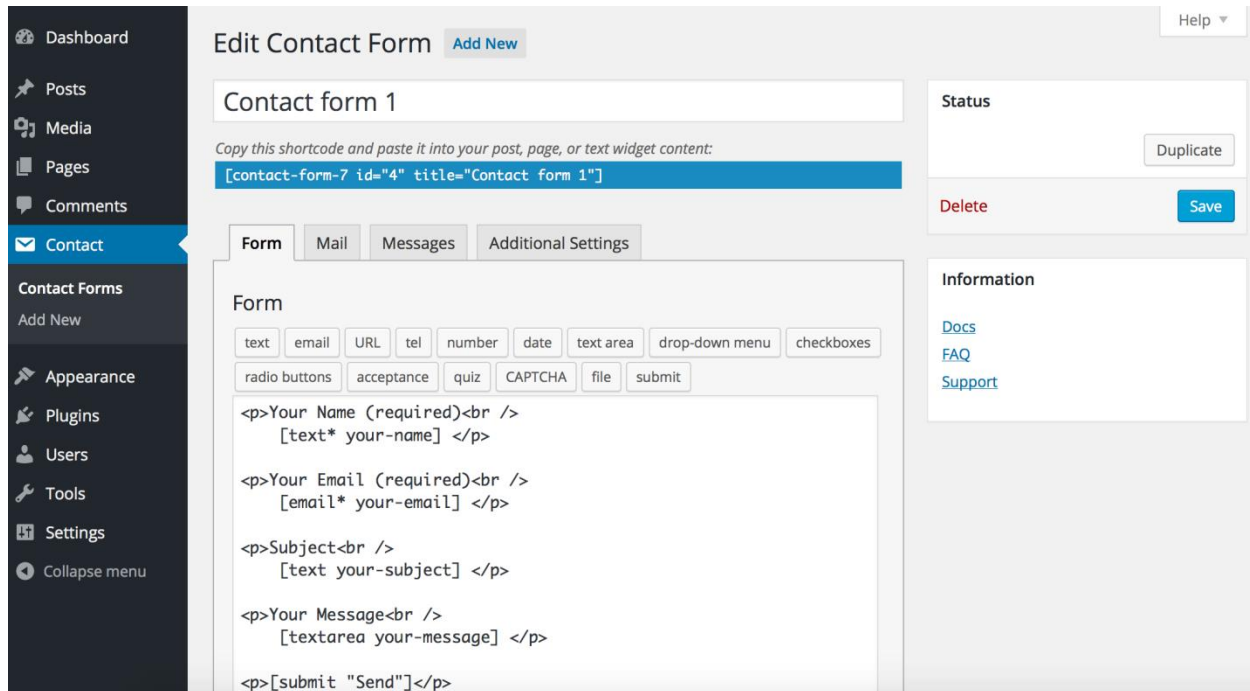


The screenshot shows the WordPress dashboard for 'Chmac Dev Site'. The left sidebar contains navigation menus for Dashboard, Posts, Media, Links, Pages, Comments, Appearance, Plugins, Users, Tools, Settings, and various widgets like GeoPress, Polls, and Ratings. The main content area is titled 'Advanced Email Options' and features a 'Update Options' button at the top. The settings are organized into sections: 'From' (with 'From Email' and 'From Name' fields), 'Mailer' (with radio buttons for SMTP and PHP mail), 'SMTP Options' (with fields for SMTP Host, SMTP Port, and Encryption), and 'Authentication' (with radio buttons for authentication and fields for Username and Password). At the bottom, there is a 'Send a Test Email' section with a 'To:' field and a 'Send Test' button.

Contact Form 7

<https://wordpress.org/plugins/contact-form-7/>

Just another contact form plugin. Simple but flexible.



Dashboard

Posts

Media

Pages

Comments

Contact

Contact Forms

Add New

Appearance

Plugins

Users

Tools

Settings

Collapse menu

Edit Contact Form [Add New](#)

Help ▾

Contact form 1

Copy this shortcode and paste it into your post, page, or text widget content:

```
[contact-form-7 id="4" title="Contact form 1"]
```

Form Mail Messages Additional Settings

Form

text email URL tel number date text area drop-down menu checkboxes

radio buttons acceptance quiz CAPTCHA file submit

```
<p>Your Name (required)<br />
  [text* your-name] </p>

<p>Your Email (required)<br />
  [email* your-email] </p>

<p>Subject<br />
  [text your-subject] </p>

<p>Your Message<br />
  [textarea your-message] </p>

<p>[submit "Send"]</p>
```

Status

Duplicate

Delete Save

Information

[Docs](#)

[FAQ](#)

[Support](#)

Social Media Widget by Acurax (aka Acurax Social Media Widget)

<https://wordpress.org/plugins/acurax-social-media-widget/>

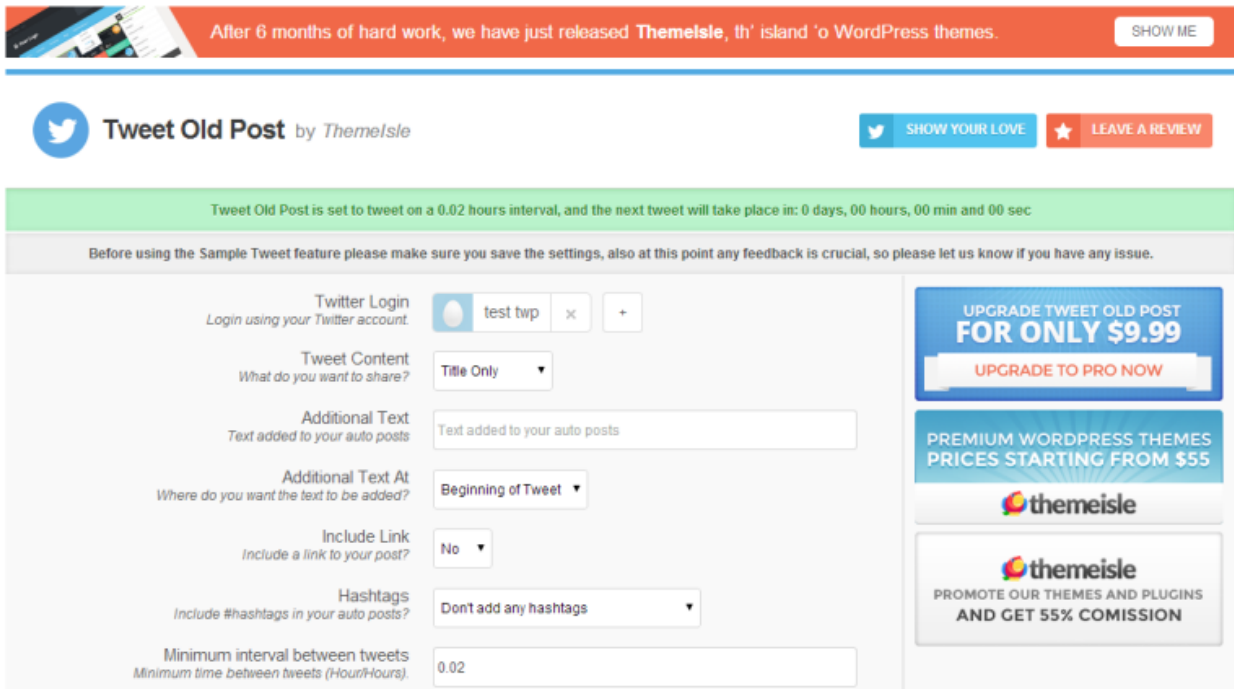
A Simple WordPress Plugin Which Allow You To Add Widget Which Links Social Media Icons to Your Social Media Profiles Twitter, Facebook, Pinterest, Youtube, Rss Feed, LinkedIn, google plus. You can define icon style size for each widget.




Revive Old Post (Former Tweet Old Post)

<https://wordpress.org/plugins/tweet-old-post/>

Plugin to share about your old posts on twitter, facebook, linkedin to get more hits for them and keep them alive.



After 6 months of hard work, we have just released **Themisle**, th' island 'o WordPress themes. [SHOW ME](#)

 **Tweet Old Post** by Themisle [SHOW YOUR LOVE](#) [LEAVE A REVIEW](#)

Tweet Old Post is set to tweet on a 0.02 hours interval, and the next tweet will take place in: 0 days, 00 hours, 00 min and 00 sec

Before using the Sample Tweet feature please make sure you save the settings, also at this point any feedback is crucial, so please let us know if you have any issue.

Twitter Login
Login using your Twitter account.

Tweet Content
What do you want to share?

Additional Text
Text added to your auto posts


Additional Text At
Where do you want the text to be added?


Include Link
Include a link to your post?

Hashtags
Include #hashtags in your auto posts?

Minimum interval between tweets
Minimum time between tweets (Hour/Hours).

UPGRADE TWEET OLD POST FOR ONLY \$9.99
[UPGRADE TO PRO NOW](#)

PREMIUM WORDPRESS THEMES PRICES STARTING FROM \$55



PROMOTE OUR THEMES AND PLUGINS
AND GET 55% COMISSION

WP Twitter Feed

<https://wordpress.org/plugins/wp-twitter-feeds/>

An easy Twitter feeds widget that provides facility to display twitter tweets on your website using the latest Twitter 1.1 API. A simple widget which lets you add your latest tweets in widget areas. Get started in just a few clicks and use the provided Widget to easily display your Tweets on your website.

WP Twitter Feeds: Latest Tweets ▼

Widget Title:

Twitter User Name:

Start entering your user name

Tweets Cache Time (in minutes):

Number of Tweets to Fetch:

BuddyPress

<https://wordpress.org/plugins/buddypress/>

BuddyPress is built to bring people together. It turns your WordPress site into a private social network that enables people with similar interests to connect and communicate.



[stephen](#) posted an update 7 months ago

If you can't get rid of the skeleton in your closet, you'd best teach it to dance.
(George Bernard Shaw)

Comment **0**

Favorite

Delete



[ralph](#) posted an update 7 months ago

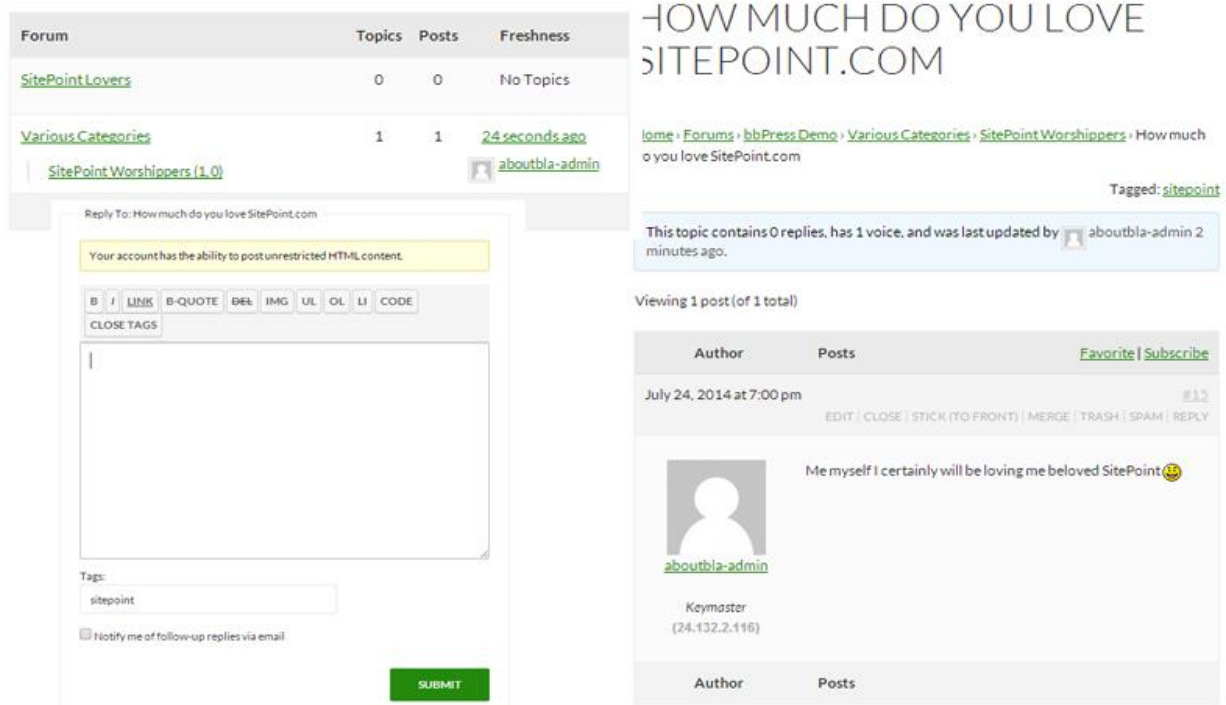
I have come to believe that the whole world is an enigma, a harmless enigma
which is only slowly unravelling before our own mad attempt to interpret it as though it had an
underlying truth. (Umberto Eco)

ACTIVITY STREAMS

BBPress

<https://wordpress.org/plugins/bbpress/>

BBPress is forum software with a twist from the creators of WordPress.



The screenshot shows a forum interface with a table of forum categories and a detailed view of a specific post.

Forum	Topics	Posts	Freshness
SitePointLovers	0	0	No Topics
Various Categories	1	1	24 seconds ago
SitePoint Worshippers (1/0)			


HOW MUCH DO YOU LOVE SITEPOINT.COM

Home » Forums » bbPress Demo » Various Categories » SitePoint Worshippers » How much do you love SitePoint.com

Tagged: [sitepoint](#)

This topic contains 0 replies, has 1 voice, and was last updated by [aboutbla-admin](#) 2 minutes ago.

Viewing 1 post (of 1 total)

Author	Posts	Favorite Subscribe
July 24, 2014 at 7:00 pm		#1
EDIT CLOSE STICK (TO FRONT) MERGE TRASH SPAM REPLY		
	Me myself I certainly will be loving me beloved SitePoint 😊	
aboutbla-admin		
Keymaster (24,132,2,116)		

OnlyWire for WordPress [OFFICIAL]

<https://wordpress.org/plugins/onlywire-bookmark-share-button/>

Social Media Engine automatically posts to 50 Social Media Sites.

Account Information

OnlyWire Username:

OnlyWire Password:

Auto Post All Articles:
Post all newly created articles to the selected Networks.

Show OnlyWire Share Button:
Display 'OnlyWire Share' Button under each article.

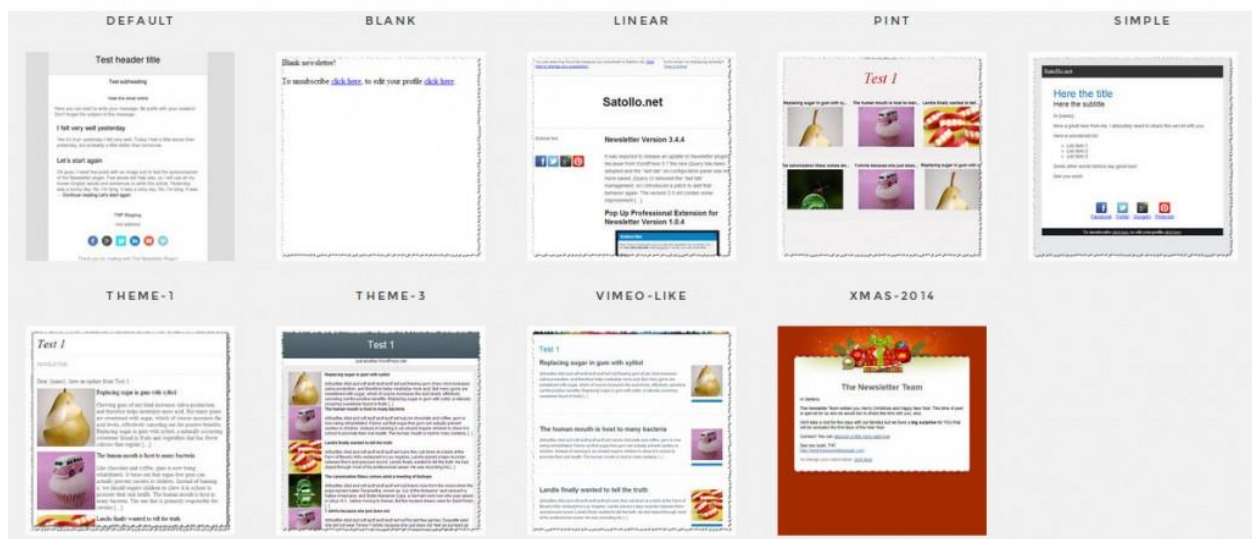
Networks ([Manage](#))
[Deselect All](#) [Select All](#)

<input checked="" type="checkbox"/> Vk.com test	<input checked="" type="checkbox"/> MyAOL test	<input checked="" type="checkbox"/> Google+ Page John The Best! [test]	<input checked="" type="checkbox"/> Google+ Page Modeling 1 01 [test]
<input checked="" type="checkbox"/> Referral Key test	<input checked="" type="checkbox"/> LiveJournal test	<input checked="" type="checkbox"/> LinkedIn test Incorrect login. Correct it	<input checked="" type="checkbox"/> Storify test
<input checked="" type="checkbox"/> Scoop.it test	<input checked="" type="checkbox"/> Xing test	<input checked="" type="checkbox"/> Kippt test	<input checked="" type="checkbox"/> Bibsonomy test
<input checked="" type="checkbox"/> Twitter	<input checked="" type="checkbox"/> Blogger	<input checked="" type="checkbox"/> Blogger	<input checked="" type="checkbox"/> App.net

Newsletter

<https://wordpress.org/plugins/newsletter/>

The Newsletter plugin has an extensive set of options for who want to configure it even to the finest detail but it usually works greatly out of the box.



WordPress Traffic Tools

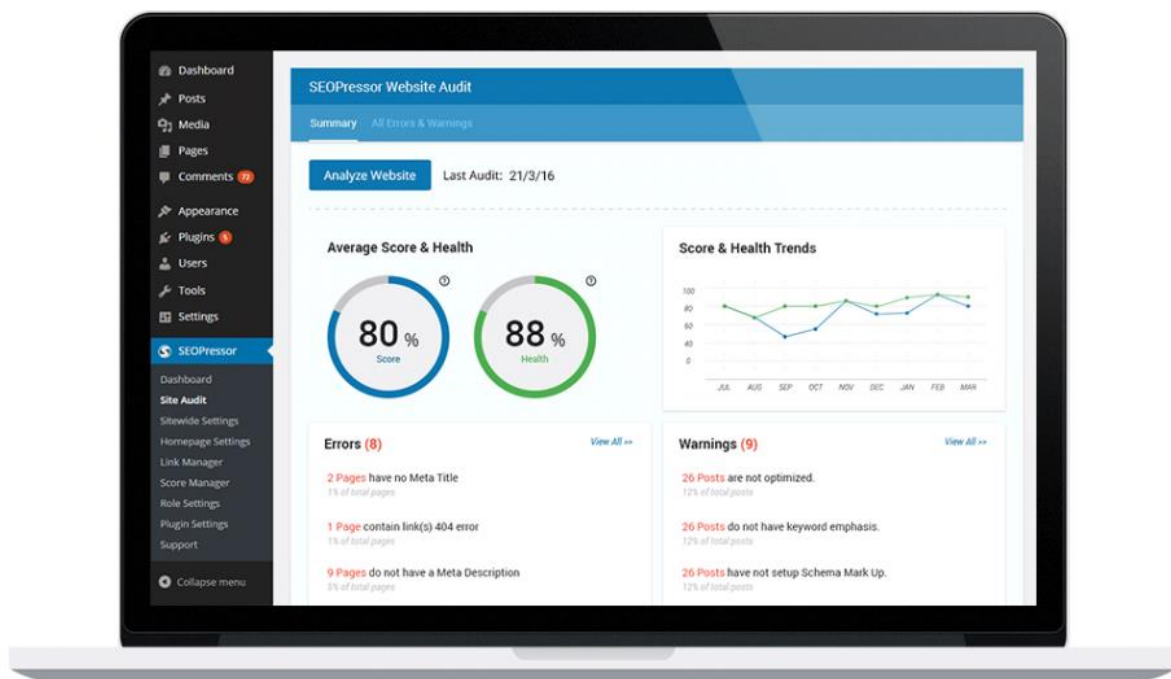
SEO Pressor

<http://seopressor.com> (SEOPressor Connect is free for WPBlogSupport Build and Grow Members)

Take Maximum Control Of Your WordPress SEO

SEOPressor plugin gives you maximum SEO clarity on your WordPress sites with a host of customization & optimization features designed for controlling SEO with ease.

The simple interface gathers the most essential SEO intelligence of your website and present them in one place. You can gain important insights to your website's SEO health with crystal clear clarity.



On-Page
Analysis



SEO
Intelligence



Semantic
Builder



Crawler
Control



Link
Management

Yoast SEO

<https://wordpress.org/plugins/wordpress-seo/>

The first true all-in-one SEO solution for WordPress, including on-page content analysis, XML sitemaps and much more.

WordPress SEO by Yoast

General Page Analysis Advanced Social

To update this page analysis, save as draft or update and check this tab again.

- The keyword / phrase does not appear in the URL for this page. If you decide to rename the URL be sure to check the old URL 301 redirects to the new one!
- No outbound links appear in this page, consider adding some as appropriate.
- The copy scores 62 in the [Flesch Reading Ease](#) test, which is considered OK to read.
- The images on this page contain alt tags with the target keyword / phrase.
- The keyword appears in the first paragraph of the copy.
- Keyword / keyphrase appears in 1 (out of 12) subheadings in the copy. While not a major ranking factor, this is beneficial.
- The keyword density is 1.34%, which is great, the keyword was found 13 times.
- The page title contains keyword / phrase, at the beginning which is considered to improve rankings.
- In the specified meta description, consider: How does it compare to the competition? Could it be made more appealing?
- The meta description contains the primary keyword / phrase.
- There are 976 words contained in the body copy, this is greater than the 300 word recommended minimum.
- The page title is more than 40 characters and less than the recommended 70 character limit.

Google Analytics for WordPress

<https://wordpress.org/plugins/google-analytics-for-wordpress/>

Google Analytics Dashboard for WP gives you full control over its features. For example, if you plan using it only as a tracking plugin, you can switch off the enable reports on Posts List and Pages List and enable the main Dashboard Widget features. Whether you have 1 or hundreds of sites being tracked by Google, this plugin will cut through and show you as little or as much as you want.



Google Analytics Dashboard for WP

40.50% 224742 1.77

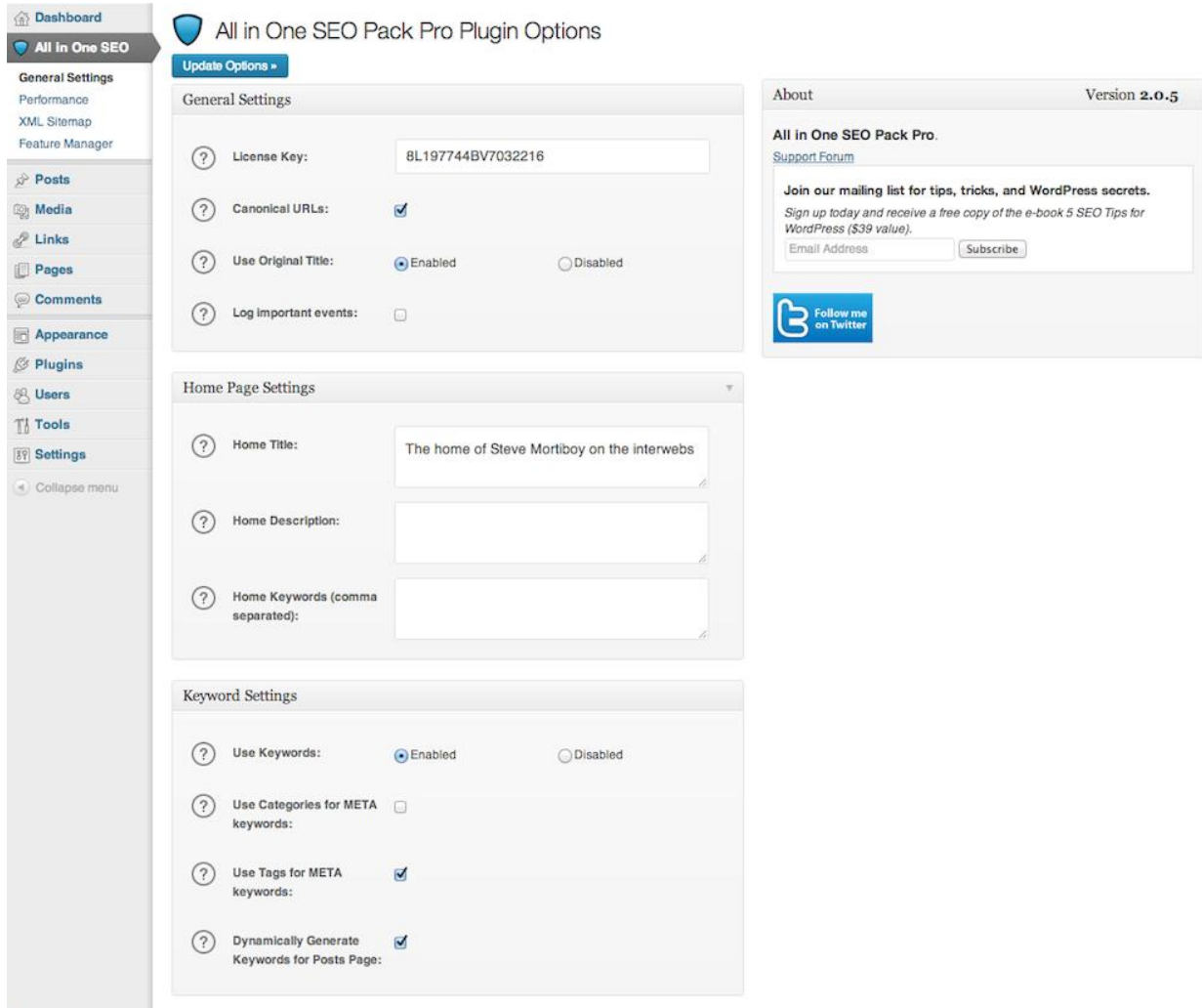
Displays Google Analytics reports in your WordPress Dashboard.
Inserts the latest Google Analytics tracking code in your pages.

[Download Version 4.9.3.1](#)

All In One SEO

<https://wordpress.org/plugins/all-in-one-seo-pack/>

All in One SEO Pack is a WordPress SEO plugin to automatically optimize your WordPress blog for Search Engines such as Google.

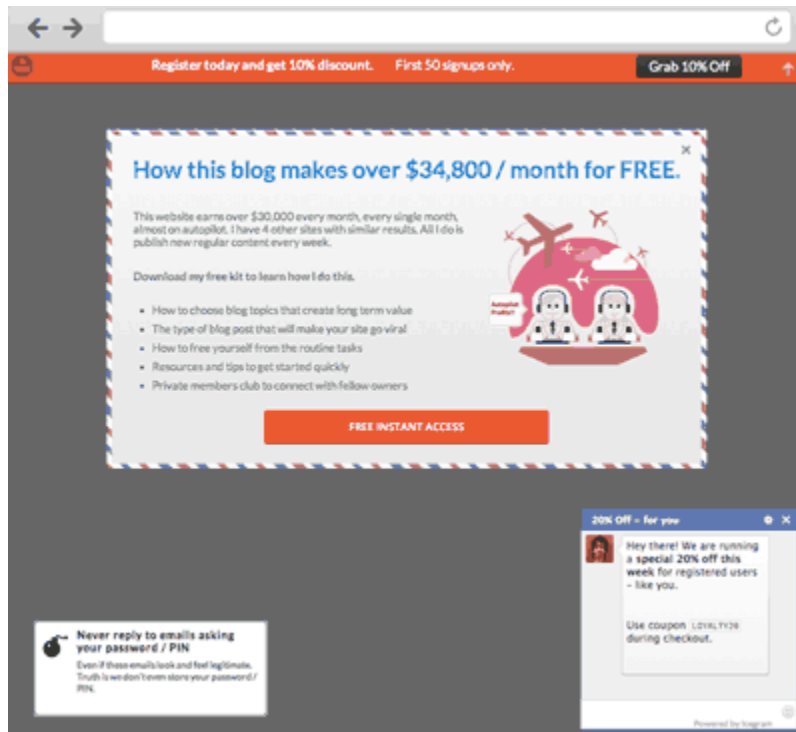


The screenshot shows the WordPress dashboard with the 'All in One SEO Pack Pro Plugin Options' page open. The left sidebar contains navigation menus for Dashboard, All in One SEO, General Settings, Performance, XML Sitemap, Feature Manager, Posts, Media, Links, Pages, Comments, Appearance, Plugins, Users, Tools, and Settings. The main content area is divided into three sections: General Settings, Home Page Settings, and Keyword Settings. The General Settings section includes fields for License Key (8L197744BV7032216), Canonical URLs (checked), Use Original Title (Enabled), and Log important events (unchecked). The Home Page Settings section includes fields for Home Title (The home of Steve Mortiboy on the interwebs), Home Description, and Home Keywords (comma separated). The Keyword Settings section includes checkboxes for Use Keywords (Enabled), Use Categories for META keywords (unchecked), Use Tags for META keywords (checked), and Dynamically Generate Keywords for Posts Page (checked). On the right side, there is an 'About' section for version 2.0.5, a 'Support Forum' link, a mailing list sign-up form with a 'Subscribe' button, and a 'Follow me on Twitter' button.

ICEGRAM

<https://wordpress.org/plugins/icegram/>

Popup windows, floating action bars, messengers, toast notifications and more. Capture leads, optins and grab visitor's attention. All in one solution.



WP Rocket

<http://wp-rocket.me/> (free for all WPBlogSupport.com Build and GROW Members)

WP Rocket is a caching and performance optimization plugin to improve the loading speed of WordPress websites. WP Rocket integrates all the latest features in terms of performance: deferred loading of images and JavaScript, minification of HTML code, concatenation and minification of CSS and JavaScript files. While being extremely complete, WP Rocket is also very simple to configure even for beginners.

WordFence

<https://wordpress.org/plugins/wordfence/>

WordFence is a WordPress security plugin that will scan your site for viruses, malware, trojans, malicious links on a regular basis throughout the day.

Wordfence Scan

[Learn more about scanning](#)

[Start a Wordfence Scan](#)
Click to kill the current scan.

[Read our scanning documentation](#). You can also [start the tour again](#), [subscribe to get WordPress Security Alerts and Product News](#) or [visit our support website help](#). Love Wordfence? You can help by doing two simple things: [Go to WordPress.org now and give this plugin a 5★ rating](#). Blog about Wordfence and link to the [plugin page](#) or [www.wordfence.com](#). Spreading the word helps us keep the best features free.

Scan Summary

[Jul 23 19:09:41] Scanning database for infections and vulnerabilities	Secure.
[Jul 23 19:09:43] Scanning posts for URL's in Google's Safe Browsing List	Secure.
[Jul 23 19:09:43] Scanning comments for URL's in Google's Safe Browsing List	Secure.
[Jul 23 19:09:44] Scanning DNS for unauthorized changes	Secure.
[Jul 23 19:09:44] Scanning to check available disk space	Secure.
[Jul 23 19:09:44] Scanning for old themes, plugins and core files	Secure.
[Jul 23 19:09:45] Scan complete. You have 14 new issues to fix. See below.	Scan Complete.

Premium scanning enabled.

Scan Detailed Activity

[Email activity log](#)

```
[Jul 23 19:09:44] Starting DNS scan for www.wordfence.com
[Jul 23 19:09:44] Scanning DNS A record for www.wordfence.com
[Jul 23 19:09:44] Total disk space: 930.7424GB -- Free disk space: 726.0213GB
[Jul 23 19:09:44] The disk has 743445.85 MB space available
[Jul 23 19:09:45] -----
[Jul 23 19:09:45] Scan Complete. Scanned 1320 files, 2 plugins, 3 themes, 2 pages, 1 comments and 4605 records in 21 seconds.
[Jul 23 19:09:45] Wordfence used 116.61MB of memory for scan. Server peak memory usage was: 139.94MB
```

[View activity log](#)

Docs: Our [Support Site](#) can answer many common (and some less common) questions. It also includes our priority support ticketing system for Premium Wordfence users.

Broken Link Checker

<https://wordpress.org/plugins/broken-link-checker/>

This plugin will monitor your blog looking for broken links and let you know if any are found.

57 Broken Links

Broken (57) | Redirects (0) | All (1709) Displaying 1–30 of 57 1 2 »

Source	Link Text	URL	
AGLOCO is Bunk!	whole category	http://www.johnchow.com/category/agloco/	Discard
Will a Number Bring Down Digg?	fieryprophet.com	http://www.fieryprophet.com/article/18/was-it-w...	Discard
Inspiration Bit Group Writing Project	A Tribute To All Mothers	http://jacklynker.com/92/a-tribute-to-all-mothers/	Discard
Inspiration Bit Group Writing Project	Inspiration From Your Future Self	http://kthdsn.com/blog/inspiration-from-your-fu...	Discard
Inspiration Bit Group Writing Project	Crazy Wisdom Inspiration	http://www.spiritualsecretdance.com/2007/05/cra...	Discard
StumbleUpon Joining eBay	official StumbleUpon blog	http://blog.stumbleupon.com/joining_ebay	Discard
Web Software Tool Recommendations	LGR Photo Gallery	http://www.photogallery.lgr.ca/	Discard
Quick Linkage June 12, 2007	noresize.net - a public service announcement	http://noresize.net/	Discard

BBQ: Block Bad Queries

<https://wordpress.org/plugins/block-bad-queries/>

Block Bad Queries (BBQ) is a simple script that protects your website against malicious URL requests. BBQ checks all incoming traffic and quietly blocks bad requests containing nasty stuff like eval(), base64_, and excessively long request-strings. This is a simple yet solid solution that works great for sites where .htaccess is not available. The BBQ script is available as a plugin for WordPress or standalone script for any PHP-powered website.

Theme My Login

<https://wordpress.org/plugins/theme-my-login/>

This plugin themes the WordPress login, registration and forgot password pages according to your current theme. It creates a page to use in place of wp-login.php, using a page template from your theme. Also includes a widget for sidebar login.



The screenshot shows the default WordPress login page. At the top left is the WordPress logo, a circular 'W' icon, followed by the word 'WORDPRESS' in a blue serif font. Below this is a white rounded rectangular box containing the login form. The form has two input fields: 'Username' and 'Password'. Below the password field is a checkbox labeled 'Remember Me'. To the right of the 'Remember Me' checkbox is a blue button with the text 'Log In'. At the bottom left of the white box is a blue link that says 'Lost your password?'. The entire page has a light gray background.

Before

LOG IN

Username

Password

Remember Me

Log In

• [Lost Password](#)

After

Postie

<https://wordpress.org/plugins/postie/>

Postie allows you to create posts via email, including many advanced features not found in WordPress. It's easy to configure your e-mail settings and provides tons of posting options.

Mailserver User Message Image Video and Audio Attachments Help FAQ

Mail Protocol: POP3 ▾

Use Transport Layer Security (TLS): No ▾
Choose Yes if your server requires TLS

Port:
Standard Ports:
POP3 - 110
IMAP - 143
IMAP-SSL - 993
POP3-SSL - 995 110

Mail Server:

Mail Userid:

Mail Password:

Postie Time Correction: -7 hours
Should be the same as your normal offset, but this lets you adjust it in cases where that doesn't work.

Check for mail every: check manually ▾

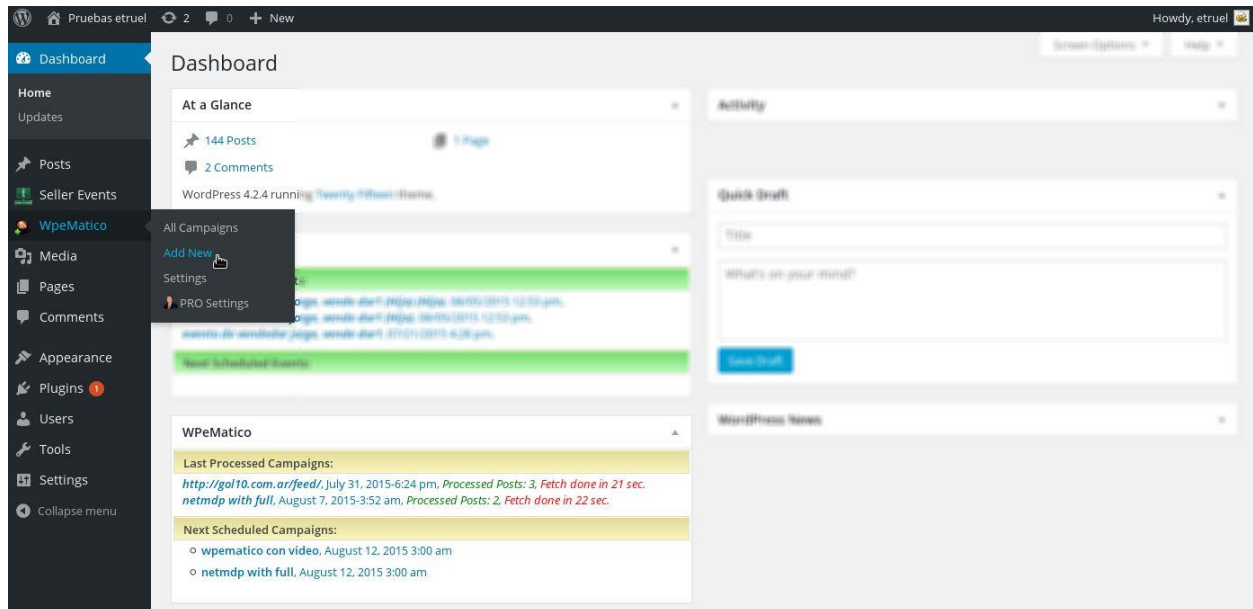
Maximum number of emails to process: All ▾

Delete email after posting: Yes ▾
Only set to no for testing purposes

WpeMatico

<https://wordpress.org/plugins/wpematico/>

Enables administrators to automatically create templated posts from from RSS and syndicated feeds with multiples filters.



Safe Redirect Plugin

<https://wordpress.org/plugins/safe-redirect-manager/>

Redirect Pages, Posts or Custom Post Types to another location quickly (for internal or external URLs). Includes individual post/page options, redirects for Custom Post types, non-existent 301 Quick Redirects (helpful for sites converted to WordPress), New Window functionality, and rel=nofollow functionality.

All 404 Redirect to Home Page

<https://wordpress.org/plugins/all-404-redirect-to-homepage/>

Permanently redirect all 404's to the main blog URL. The primary purpose is to salvage Google PageRank (TM) from missing pages.

Akismet

<http://akismet.com/>

Used by millions, Akismet is quite possibly the best way in the world to protect your blog from comment and trackback spam. It keeps your site protected from spam even while you sleep.