

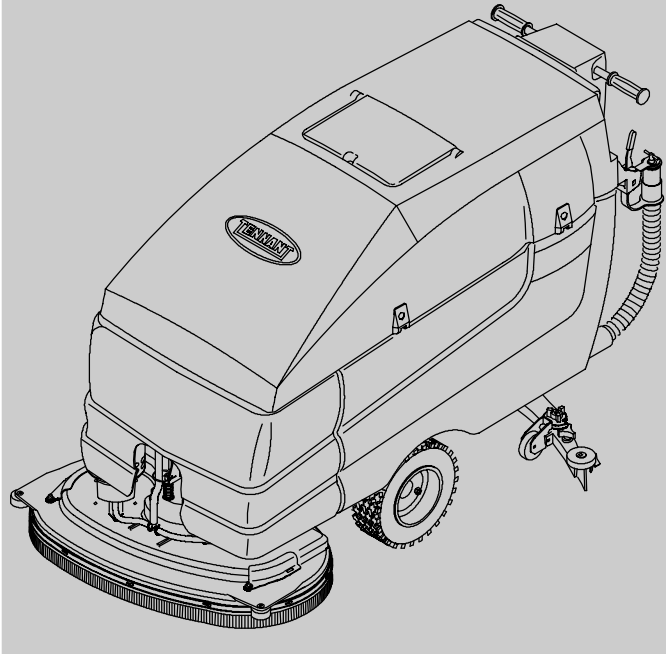



5680

(Electric)

(000000-029999)

Walk-Behind Scrubber Parts Manual



JP

www.tennantco.com

330454
Rev. 08 (09-2006)



When ordering replacement parts, use the illustrated parts list section in this manual. Before ordering parts or supplies, be sure to have your machine model number and serial number available. Only use TENNANT Company supplied or equivalent parts. Parts and supplies may be ordered online, by phone, or mail from any authorized parts and service center, distributor or from any of the manufacturer's subsidiaries.

This machine will provide excellent service. However, the best results will be obtained at minimum costs if:

- The machine is operated with reasonable care.
- The machine is maintained regularly - per the machine maintenance instructions provided.
- The machine is maintained with manufacturer supplied or equivalent parts.

MACHINE DATA

Please fill out at time of installation for future reference.

Model No. - _____

Serial No. - _____

Machine Options - _____

Sales Rep. - _____

Sales Rep. phone no. - _____

Customer Number - _____

Installation Date - _____

Tennant Company

PO Box 1452

Minneapolis, MN 55440

Phone: (800) 553-8033 or (763) 513-2850

www.tennantco.com

テナントカンパニー日本支店

〒210-0916神奈川県川崎市幸区南幸町2-9サンカビル5F

TEL:044-556-1201 FAX:044-556-1202

Specifications and parts are subject to change without notice.

Copyright © 2000, 2002, 2004, 2005, 2006 TENNANT Company, Printed in U.S.A.

HOW TO USE THIS MANUAL

This section on *HOW TO USE THIS MANUAL* will tell you how to:


- Find important machine information for ordering correct repair parts.
- Find TENNANT part numbers.
- Order TENNANT parts and supplies.

IMPORTANT INFORMATION


When placing an order for parts, the machine model and machine serial number are important. Refer to the *MACHINE DATA* box which is filled out during the installation of your machine. The *MACHINE DATA* box is located on the inside of the front cover of this manual.

本機の詳細	
納入時にご記入ください。	
モデル名 - 5680	
製造番号 (シリアルナンバー) - _____	
オプション部品 - _____	
販売代理店名 - _____	
販売代理店の連絡先 - _____	
納入年月日 - _____	
当マニュアルの商品コード - 330454	
当マニュアルの改訂番号 03	
発行年月 - 2002年6月	

The model number of your machine is on the side of the machine.



The serial number of your machine is printed on the machine data plate located as shown.



HOW TO USE THIS MANUAL

FINDING A TENNANT PART NUMBER

This manual contains the following sections:

- HOW TO USE THIS MANUAL
- STANDARD PARTS
- OPTIONS
- BREAKDOWNS
- CROSS REFERENCE

The STANDARD PARTS section lists repair parts for standard machines. They are grouped in this general order:

- General wear parts.
- Machine frame and related parts.
- Machine propelling system.
- Scrubbing components.
- Electrical parts.

The OPTION section lists repair parts of options.

The BREAKDOWN section lists available repair parts of major components.

All sections in this manual consist of parts illustrations and corresponding parts lists.

The parts illustrations are numbered with **Ref** numbers which refer to corresponding parts lists.

The parts lists include a number of columns of information:


- **Ref** - column refers to the reference number on the parts illustration.
- ▽ - indicates the part is an assembly.
- ▲ - indicates the part is included in the assembly listed just before it.

- **Part No.** - column lists the TENNANT part number for the part.

- **Serial Number** - column indicates the set of machines the part number is applicable to. Serial numbers change when the machine design has been modified. The most current design of the machine is shown in the main illustration, older designs are boxed in a corner of the illustration.

- **Description** - column is a brief description of the part.


- **Qty.** - column lists the quantity of that part used in that area of the machine.



図番	商品コード	製造番号 (シリアルナンバー)	内容	構成数	
1	368311	(000000-)	フレーム、メイン[5700]	1	
2	12273	(000000-)	スクリーン、ヘッドス、M08 X 1.25 X 20, Se, ナイロン	5	
3	01995	(000000-)	ワッシャー、フラット、.31 Se	20	
4	397707	(000000-)	トランスアックスル、電動、0.50馬力モーター付	1	
▲	5	222371	(000000-)	モーター、電動、標準36V 0.50hp 1500rpm	1
6	222036	(000000-)	アイソレーター、バイブレーション、トランスアックスル	2	
7	222036	(000000-)	ブラケット、マウンティング、アイソレーター	2	
9	09010	(000000-)	スクリーン、ヘッドス、M08 X 1.25 X 25, Se	6	
9	09113	(000000-)	ナット、ヘッドス、ロック、M08 X 1.25 ナイロン, Se	9	
10	222039	(000000-)	ブラケット、マウンティング、トランスアックスル	1	
11	42560	(000000-)	チェーン、#210、09.07 リング	1	
12	30405	(000000-)	クリップ、キーパー	1	
13	09010	(000000-)	スクリーン、ヘッドス、M08 X 1.25 X 25, Se	1	
14	05025	(000000-)	スクリーン、ヘッドス、M08 X 1.25 X 40, Se	2	
15	32992	(000000-)	ワッシャー、0.38x 1.22d .06, Se	6	
16	222489	(000000-)	スプリング、フラット、セントリング	1	
17	61598	(000000-)	タイヤアックスル、フォームアイルド、410x5.5-0.6 3.36x3.60x5	2	
18	11109	(000000-)	ナット、ホイール、.44-20 X 60 Angle	6	
19	397805	(000000-)	プレート、キャスト	1	
20	04843	(000000-)	ブッシング、フランジ、0.53b 0.72d 0.25i	2	
21	222457	(000000-)	キャスト、5.0 D ホイール	2	
22	12253	(000000-)	スクリーン、ヘッドス、M08 X 1.25 X 25, Se, ナイロン	6	
23	61196	(000000-)	ワッシャー、ベレビル、.31	6	
24	51787	(000000-)	バンパー、ゴム	1	

NOTE: If a service kit is installed on your machine, be sure to keep the **INSTRUCTION BULLETIN** which came with the kit. It contains repair parts numbers needed for ordering future parts.

NOTE: Fasteners used in this machine may be metric or non-metric. Take care when replacing hardware to replace with same thread size.



PLACING AN ORDER

When placing an order, contact Tennant or an authorized distributor to provide the part number, the model number (5680 Scrubber) and the machine serial number.

Any claim for loss or damage to a shipment in transit should be filed promptly with the transportation company making the delivery. Shipments will be complete unless the packing list or order acknowledgement indicates items back ordered.

If parts received are suspected to be incorrect or defective, please contact the TENNANT representative from whom you ordered the part. They will give authorization for return and/or handle replacement shipments when required.

SECTION 2

Contents	Page
Fig. 1 - Recommended General Maintenance Items	2-3
Fig. 2 - Model 800 Replacement Brushes, 800 mm (32 in)	2-4
Fig. 3 - Main Frame and Drive Group	2-6
Fig. 4 - Scrub Head Lift Group	2-8
Fig. 5 - Model 800D Scrub Head Kit, 800 mm (32 in)	2-10
Fig. 6 - Recovery Tank Group (000000-014333)	2-12
Fig. 7 - Recovery Tank Group (014334-)	2-14
Fig. 8 - Solution Tank Group	2-16
Fig. 9 - Vacuum Fan Group	2-18
Fig. 10 - Solution Control Group	2-20
Fig. 11 - Battery Group	2-22
Fig. 12 - Steering Control Group	2-24
Fig. 13 - Operator Console Group	2-26
Fig. 14 - Electrical Panel Group	2-28
Fig. 15 - Squeegee Lift Group	2-30
Fig. 16 - Squeegee Linkage Group	2-32
Fig. 17 - Model 800 Squeegee Group, 800 mm (32 in)	2-34
Fig. 18 - Electrical Schematic (000000-012929)	2-36
Fig. 19 - Electrical Schematic (012930-)	2-38
Fig. 20 - Wire Harness Group	2-40
Fig. 21 - Label Group	2-46

Fig. 1 - Recommended General Maintenance Items

Ref.	Part No,	Serial Number	Description	Qty.
	222241	(000000-) Blade, Squeegee,Front, 32"	1
	222242	(000000-) Blade, Squeegee,Rear, 32"	1
▽	222423	(000000-) Squeegee Kit F/Tile Gumrbr 800	1
▲	222384	(000000-) Blade, Squeegee,Tile, 32"	1
▲	222386	(000000-) Blade, Sqge,Rear,Gum, 32"	1
▽	222429	(000000-) Squeegee Kit Oil Rs Urethn 800	1
▲	222392	(000000-) Blade, Sqge, Front, 32", Oil Rst	1
▲	222388	(000000-) Blade, Sqge, Rear, 32", Oil Rst	1
	222066	(000000-) Wheel, 3.0 Dia	4
	82138	(000000-) Nut Speed,Retainer, .25-20 Thd	2
	222178	(000000-) Roller, Bumper	2
	222403	(000000-) Wheel, 2.0 Dia	2
	397763	(000000-) Skirt Assy, 32 Inch Disk Head	1
	1017015	(000000-) Detergent Pkg, 2 Liter, Sgl, 365	-
	1017022	(000000-) Detergent Pkg, 2 Liter, Sgl, 665	-
	9002021	(000000-) Detergent, 2 Liter [Fast 965]	-

Fig. 2 - Model 800 Replacement Brushes, 800 mm (32 in)

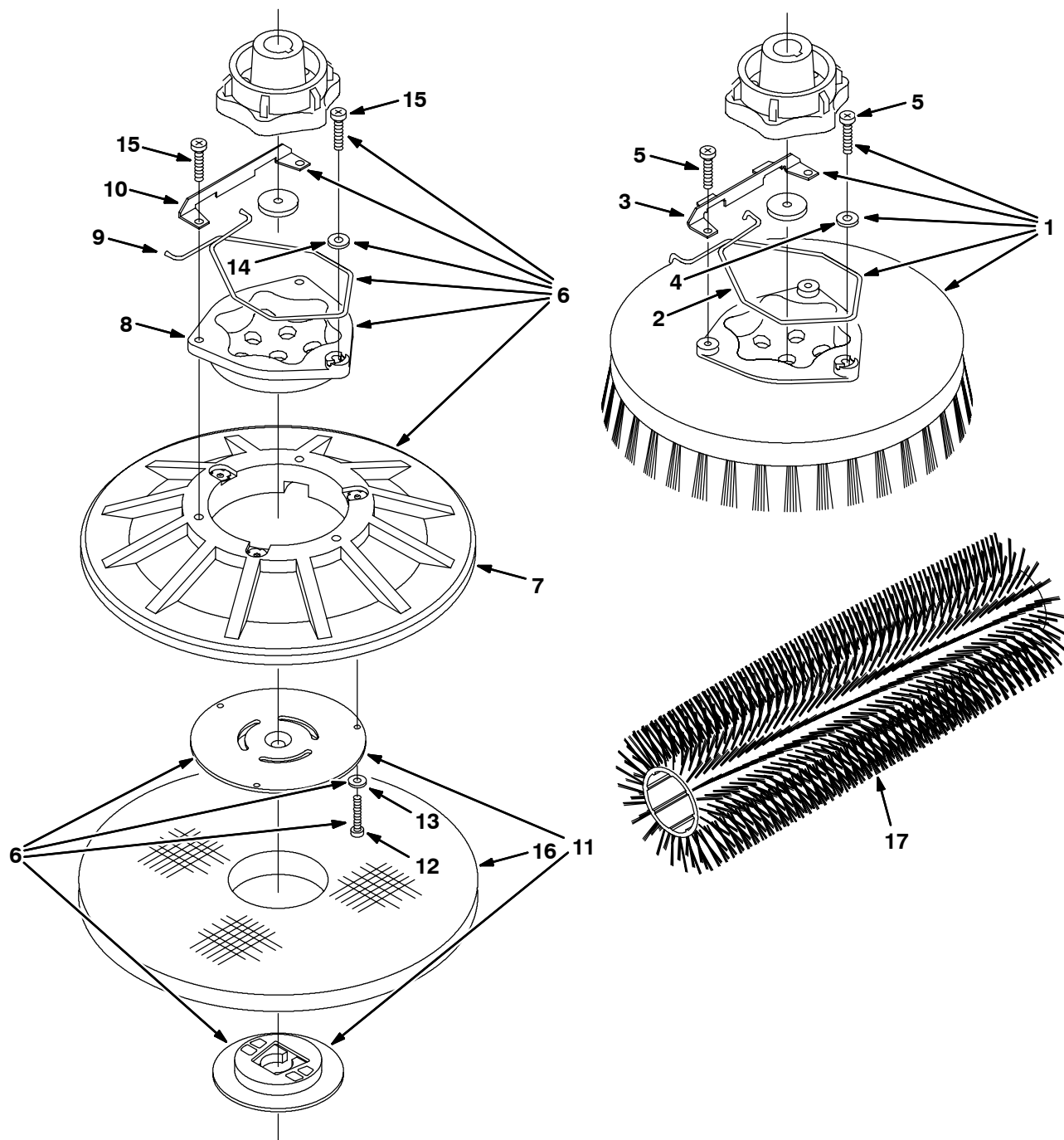


Fig. 2 - Model 800 Replacement Brushes, 800 mm (32 in)

Ref.	Part No.	Serial Number	Description	Qty.
▽	1	05724	(000000-) Brush-Disk Scr 16 D-Assy-Nyl	2
▲	2	14838	(000000-) Spring, Brush Retaining	1
▲	3	24299	(000000-) Bracket, Spring Retainer	1
▲	4	01684	(000000-) Washer, Flat, 0.25 Ss	1
▲	5	32746	(000000-) Screw, Pan, M6 X 1.0 X 35, Ss	3
▽	1	30241	(000000-) Brush-Disk Scr 16 D Assy Poly	2
▲	2	14838	(000000-) Spring, Brush Retaining	1
▲	3	24299	(000000-) Bracket, Spring Retainer	1
▲	4	01684	(000000-) Washer, Flat, 0.25 Ss	1
▲	5	32746	(000000-) Screw, Pan, M6 X 1.0 X 35, Ss	3
▽	1	05726	(000000-) Brush-Disk Scr 16 D-Assy-S Ab	2
▲	2	14838	(000000-) Spring, Brush Retaining	1
▲	3	24299	(000000-) Bracket, Spring Retainer	1
▲	4	01684	(000000-) Washer, Flat, 0.25 Ss	1
▲	5	32746	(000000-) Screw, Pan, M6 X 1.0 X 35, Ss	3
▽	6	397916	(000000-) Driver Assy, Pad, 16d	2
▲	7	397976	(000000-) Disk, Pad Driver, W/ Face, 16d	1
▲	8	15539	(000000-) Adaptor, Brush	1
▲	9	14838	(000000-) Spring, Brush Retaining	1
▲	10	24299	(000000-) Bracket, Spring Retainer	1
▲	11	370095	(000000-) Device, Centering	1
▲	12	09198	(000000-) Screw, Pan, M4 X 0.7 X 35, S	3
▲	13	41579	(000000-) Washer, Flat, #8, Ss	3
▲	14	01684	(000000-) Washer, Flat, 0.25 Ss	1
▲	15	32746	(000000-) Screw, Pan, M6 X 1.0 X 35, Ss	3
	16	63248-1	(000000-) Pad, Strip 16D Brown	2
	16	63248-2	(000000-) Pad, Scrub 16D Blue	2
	16	63248-3	(000000-) Pad, Buff 16D Red	2
	16	63248-4	(000000-) Pad, Polish 16D White	2
	16	370092	(000000-) Pad, Strip-Hd 16D Black	2
	17	222307	(000000-) Brush, Scb, 32l, 18 Sr, Pyp Grout, Spl	2
	17	374042	(000000-) Brush, Scb, 32l, 18 Sr, Pyp, Spl	2
	17	222308	(000000-) Brush, Scb, 32l, 18 Sr, Nyl, Spl	2
	17	222309	(000000-) Brush, Scb, 32l, 18 Sr, Abr, Spl	2

Fig. 3 - Main Frame and Drive Group

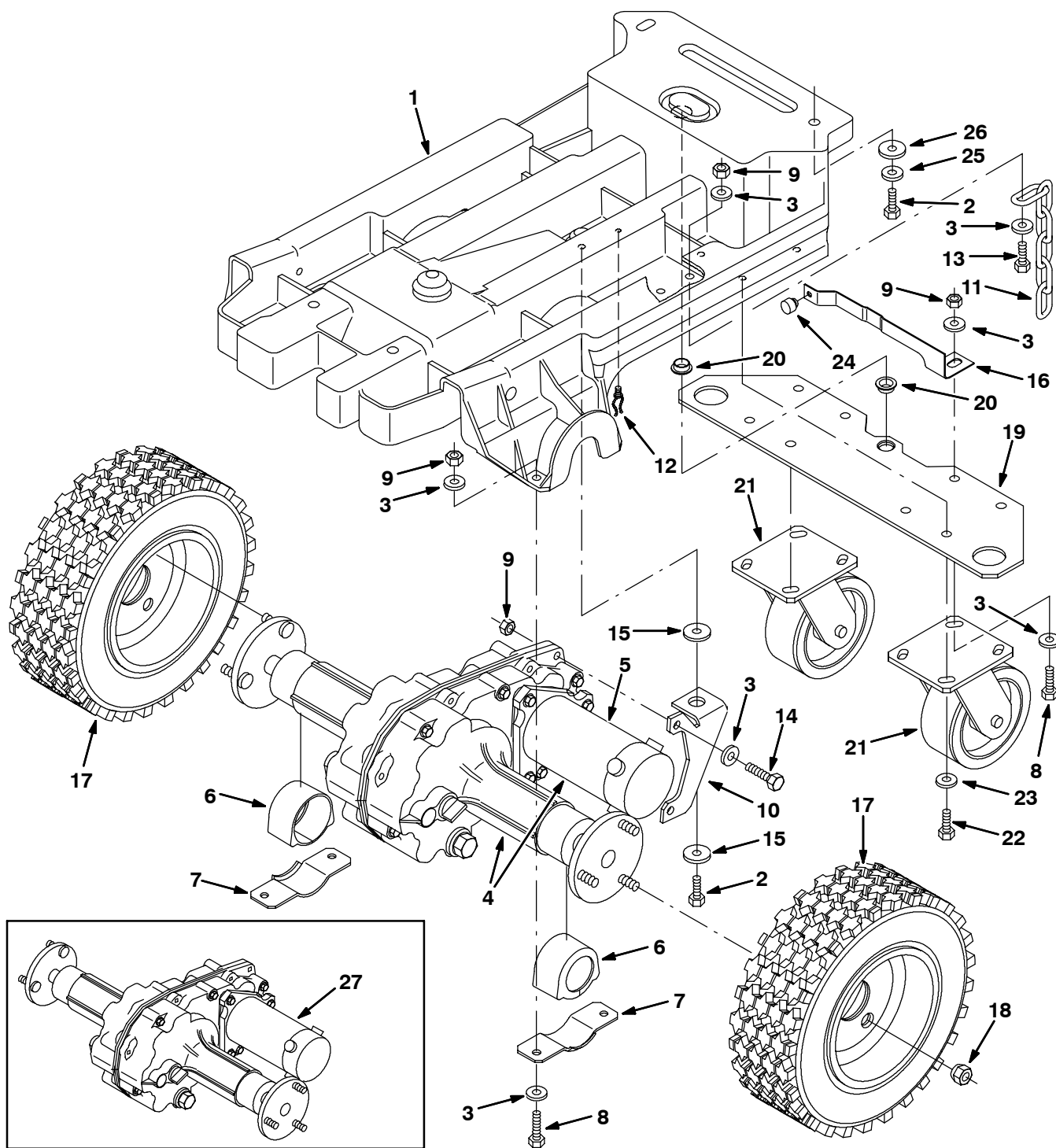


Fig. 3 - Main Frame and Drive Group

Ref.	Part No.	Serial Number	Description	Qty.	
1	398311	(000000-) Frame, Main [5700]	1	
2	12273	(000000-) Screw, Hex, M08 X 1.25 X 20, Ss, NI	5	
3	01685	(000000-) Washer, Flat, 0.38b 0.88d .08, Ss	16	
▽	4	397707AM	(000000-) Transaxle, Ele, W/.50hp Motor (See Breakdowns)	1
▲	5	374265AM	(xxxxxx-) Motor, Ele, 36Vdc 0.50Hp 2000Rpm (See Breakdowns)	1
6	222035	(000000-) Isolator, Vib, Transaxle	2	
7	222036	(000000-) Bracket, Mtg, Isolator	2	
8	09010	(000000-) Screw, Hex, M08 X 1.25 X 25, Ss	6	
9	08713	(000000-) Nut, Hex, Lock, M08 X 1.25,NI, Ss	9	
10	222039	(000000-) Bracket, Mtg, Transaxle	1	
11	43500	(000000-) Chain, Coil, Str, #210, 09.0l 07 Link	1	
12	30406	(000000-) Clip, Keeper	1	
13	09010	(000000-) Screw, Hex, M08 X 1.25 X 25, Ss	1	
14	09026	(000000-) Screw, Hex, M08 X 1.25 X 40, Ss	2	
15	32662	(000000-) Washer, 0.38b 1.22d .06, Ss	2	
16	222469AM	(000000-) Spring, Flat, Centering	1	
17	61598	(000000-) Tire Assy, Foam, 410/3.5-06 3.5bc/3bolt	2	
18	11109	(000000-) Nut, Wheel, .44-20 X 60 Angle	6	
19	397805	(000000-) Plate, Caster	1	
20	04843	(000000-) Bushing, Flng, 0.63b 0.72d 0.25l	2	
21	222467	(000000-) Caster, 5.0 D Wheel	2	
22	12333	(000000-) Screw, Hex, M08 X 1.25 X 25, Ss, NI	6	
23	41186	(000000-) Washer, Belleville, .31	6	
24	51787	(000000-) Bumper, Rbr	1	
25	1017218	(000000-) Washer, Flt, 0.321b 1.00d .12, Ss	4	
26	1014563	(000000-) Washer, Flt, 0.40b 1.12d .12, Ss	4	
27	222371	(000000-xxxxxx) Motor, Ele, 36vdc .50hp 1900rpm (Replaced By 374265AM) (See Breakdowns)	1	

Fig. 4 - Scrub Head Lift Group

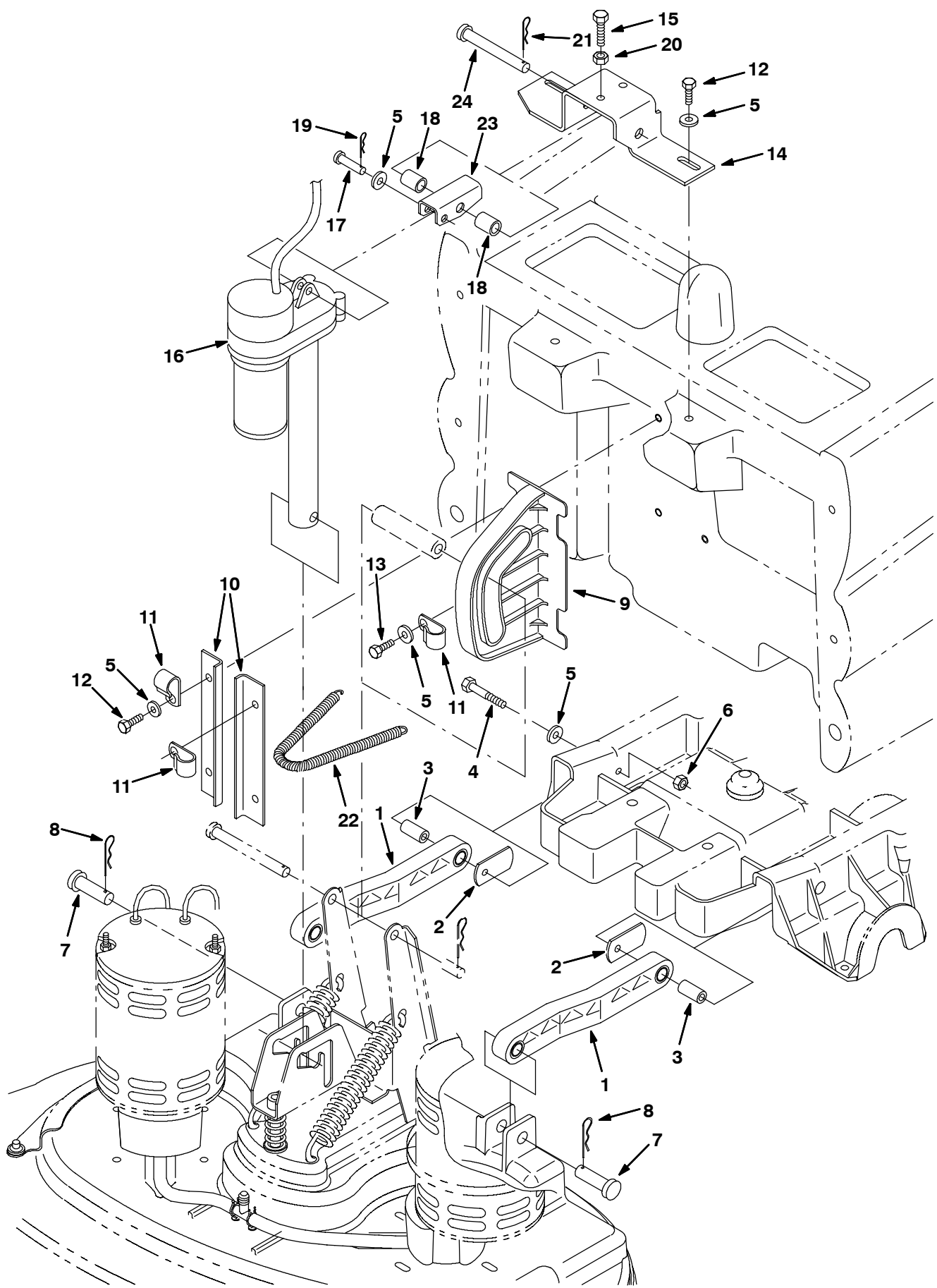


Fig. 4 - Scrub Head Lift Group

Ref.	Part No,	Serial Number	Description	Qty.
1	222027	(000000-) Arm, Lift, Head	2
2	222099	(000000-) Spacer, Lift Arm	2
3	222028	(000000-) Sleeve, .344B .62D1.3 Bronze	2
4	222504	(000000-) Screw, Hex, M08 X 1.25 X 55, Ss	2
5	01685	(000000-) Washer, Flat, 0.38b 0.88d .08, Ss	12
6	08713	(000000-) Nut, Hex, Lock, M08 X 1.25,NI, Ss	2
7	222210	(000000-) Pin, Clevis, 0.62 D X 2.12l	2
8	02942	(000000-) Pin, Hair Cotter, 0.62 D .120 Wir	2
9	222034	(000000-) Bracket, Guide, Roller	1
10	222054	(000000-) Bracket, Roller Guide	2
11	30407	(000000-) Clip, Keeper, Open	3
12	12273	(000000-) Screw, Hex, M08 X 1.25 X 20, Ss, NI	6
13	49826	(000000-) Screw, Hex, M08 X 1.25 X 16, Ss, NI	1
14	397765	(000000-) Bracket, Mtg, Actuator	1
15	09023	(000000-) Screw, Hex, M08 X 1.25 X 35, Ss	2
16	397721	(000000-) Actuator, 36vdc, 5.25strk 600lb	1
17	29558	(000000-) Pin, Clevis, 0.37 D X 1.50l	1
18	397768	(000000-) Spacer, .532ld X .75Od X 1.00L	2
19	86866	(000000-) Pin, Hair Cotter, 0.38 D .072 Wir	1
20	07786	(000000-) Nut, Hex, Std, M08 X 1.25, Ss	2
21	44906	(000000-) Pin, Hair Cotter, 0.69 D .092 Wir	1
22	397818	(000000-) Spring, Extn, 0.25 Od .02 Wire 8.0 L	1
23	397766	(000000-) Channel, Mtg, Actuator	1
24	222196	(000000-) Pin, Clevis, 0.50 D X 4.00l	1

Fig. 5 - Model 800D Scrub Head Kit, 800 mm (32 in)

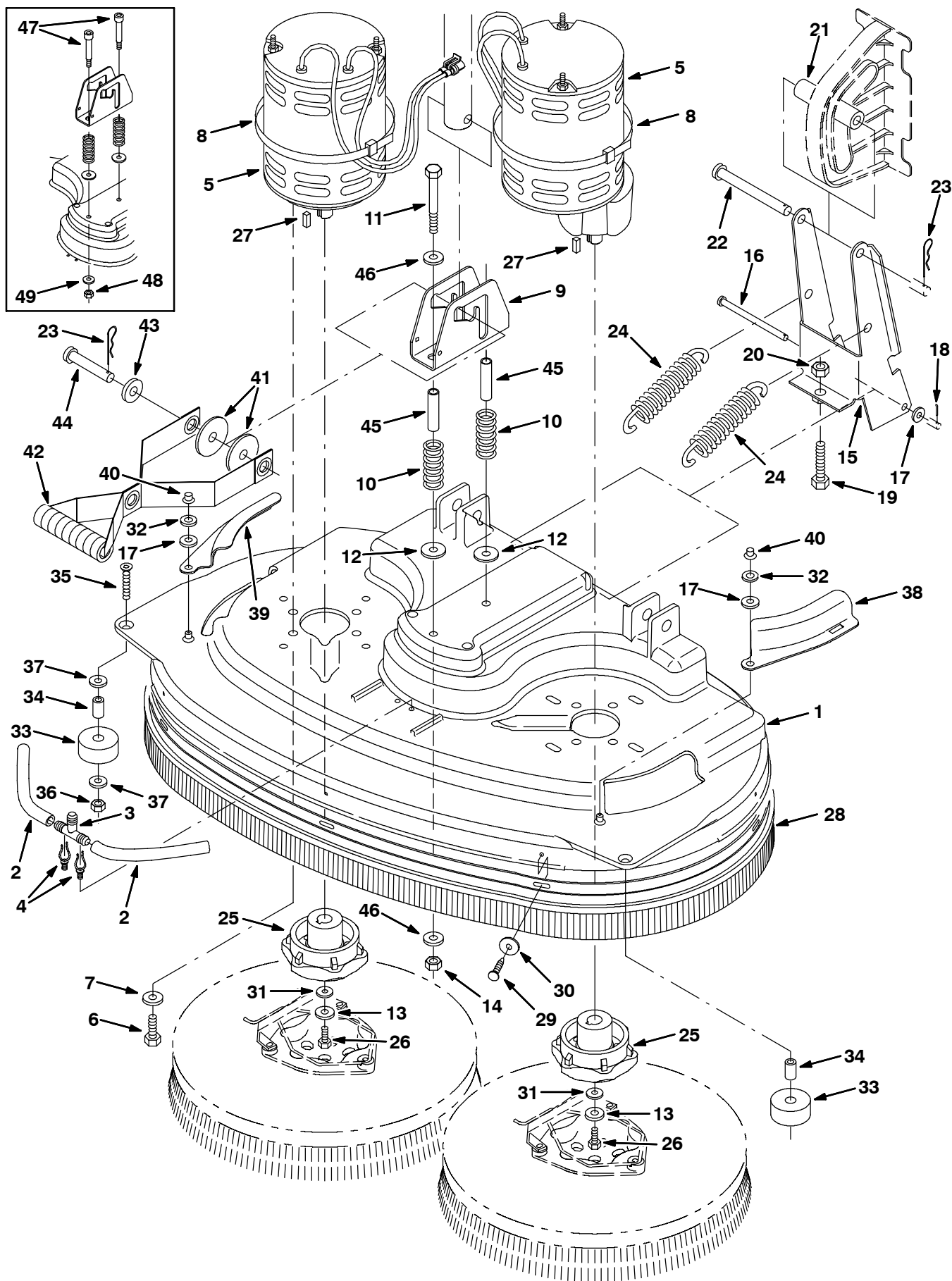


Fig. 5 - Model 800D Scrub Head Kit, 800 mm (32 in)

Ref.	Part No.	Serial Number	Description	Qty.
▽	397745	(000000-) Kit, Ci, Head, Scrbr, [5680] [700d]	1
▲	1 222221	(000000-) Cover, Head, Scrbr, Disc [28]	1
▲	2 222535	(000000-) Hose, Pvc, Clr, 0.38id 0.56od 08.00l	2
▲	3 222536	(000000-) Fitting, Plstc, Tee, Bm06/Bm06/Bm08	1
▲	4 30406	(000000-) Clip, Keeper	2
▲	5 397815	(000000-) Motor, Ele, 36vdc .75hp Gear (See Breakdowns)	2
▲	6 12317	(000000-) Screw, Hex, M10 X 1.5 X 30, Ss	8
▲	7 41187	(000000-) Washer, Belleville, .38	8
▲	8 44961	(000000-) Tie, Cable, Nyl, 14.5l .30w 4.0 Max D	4
▲	9 397813	(000000-) Bracket, Head, Actuator	1
▲	10 45261	(000000-) Spring, Cmpr, 0.97od .11wir 2.5l	2
▲	11 35709	(018648-) Screw, Hex, .38-16 X 3.50, G5	2
▲	12 32662	(000000-) Washer, 0.38b 1.22d .06, Ss	2
▲	13 01686	(000000-) Washer, Flat, 0.44b 1.00d .08, Ss	2
▲	14 59156	(018648-) Nut, Hex, Lock, .38-16, NI, Ss	2
▲	15 222838	(000000-) Bracket, Pivot	1
▲	16 222207	(000000-) Pin, Clevis, 0.31 D X 4.74l	1
▲	17 01685	(000000-) Washer, Flat, 0.38b 0.88d .08, Ss	3
▲	18 08346	(000000-) Pin, Cotter, .125 X 0.75	1
▲	19 05720	(000000-) Screw, Hex, M10-1.5 X 40, Ss	1
▲	20 39312	(000000-) Nut, Hex, Std, M10 X 1.5	1
▲	21 222055	(000000-) Roller, Linkage, Head	1
▲	22 222197	(000000-) Pin, Clevis, 0.50 D X 4.75l	1
▲	23 02942	(000000-) Pin, Hair Cotter, 0.62 D .120 Wir	2
▲	24 222363	(000000-) Spring, Extn, 1.23od X 0.15wir, 6.5l	2
▲	25 377374	(000000-) Hub, Drive, Brush, Disk, 0.75b 6t	2
▲	26 09023	(000000-) Screw, Hex, M08 X 1.25 X 35, Ss	2
▲	27 00926	(000000-) Key, Sq, 0.25 X 0.25, 00.75l	2
▲▽	397828	(000000-) Kit, Ci, Skirt, 700 mm, [5680]	1
▲▲	28 397769	(000000-) Skirt Assy, 28 Inch Disk Head	1
▲▲	29 397780	(000000-) Plug, Plstc	7
▲▲	30 397779	(000000-) Washer, 0.28b 1.00d .06t, Stl, Blk, Znc	7
▲	31 41186	(000000-) Washer, Belleville, .31	2
▲	32 32713	(000000-) Washer, 0.41b 0.81d .09, Ure	2
▲	33 222403	(000000-) Wheel, 2.0d 0.88w 0.50b	2
▲	34 222496	(000000-) Sleeve	2
▲	35 33943	(000000-) Screw, Flat, M08 X 1.25 X 40, 10.9	2
▲	36 08713	(000000-) Nut, Hex, Lock, M08 X 1.25, NI, Ss	2
▲	37 32490	(000000-) Washer, Flt, .25 Std	4
▲	38 222404	(000000-) Door, Scb Head, Lh	1
▲	39 222405	(000000-) Door, Scb Head, Rh	1
▲	40 59849	(000000-) Nut, Retainer, .312 Dia	2
▲	41 57048	(000000-) Washer, Flat, 0.53b 2.13d .11, Stl, Pl	2
▲	42 397816	(000000-) Strap Assy, Handle	1
▲	43 23996	(000000-) Washer, Flat, 0.53b 0.84d .06, Stl, Pl	1
▲	44 397817	(000000-) Pin, Clevis, 0.50 D X 2.88l	1
▲	45 1029425	(018648-) Tube, Rnd, 0.40id 0.50od 02.3l, Ss	2
▲	46 01685	(018648-) Washer, Flat, 0.38b 0.88d .08, Ss	4
	47 9002023	(000000-018647) Bolt Kit, Shld, F/ 10964, Replmt	1
	48 36643	(000000-018647) Nut, Hex, Lock, .38-16, NI, Thin	2
	49 01686	(000000-018647) Washer, Flat, 0.44b 1.00d .08, Ss	2

STANDARD PARTS

Fig. 6 - Recovery Tank Group (000000-014333)

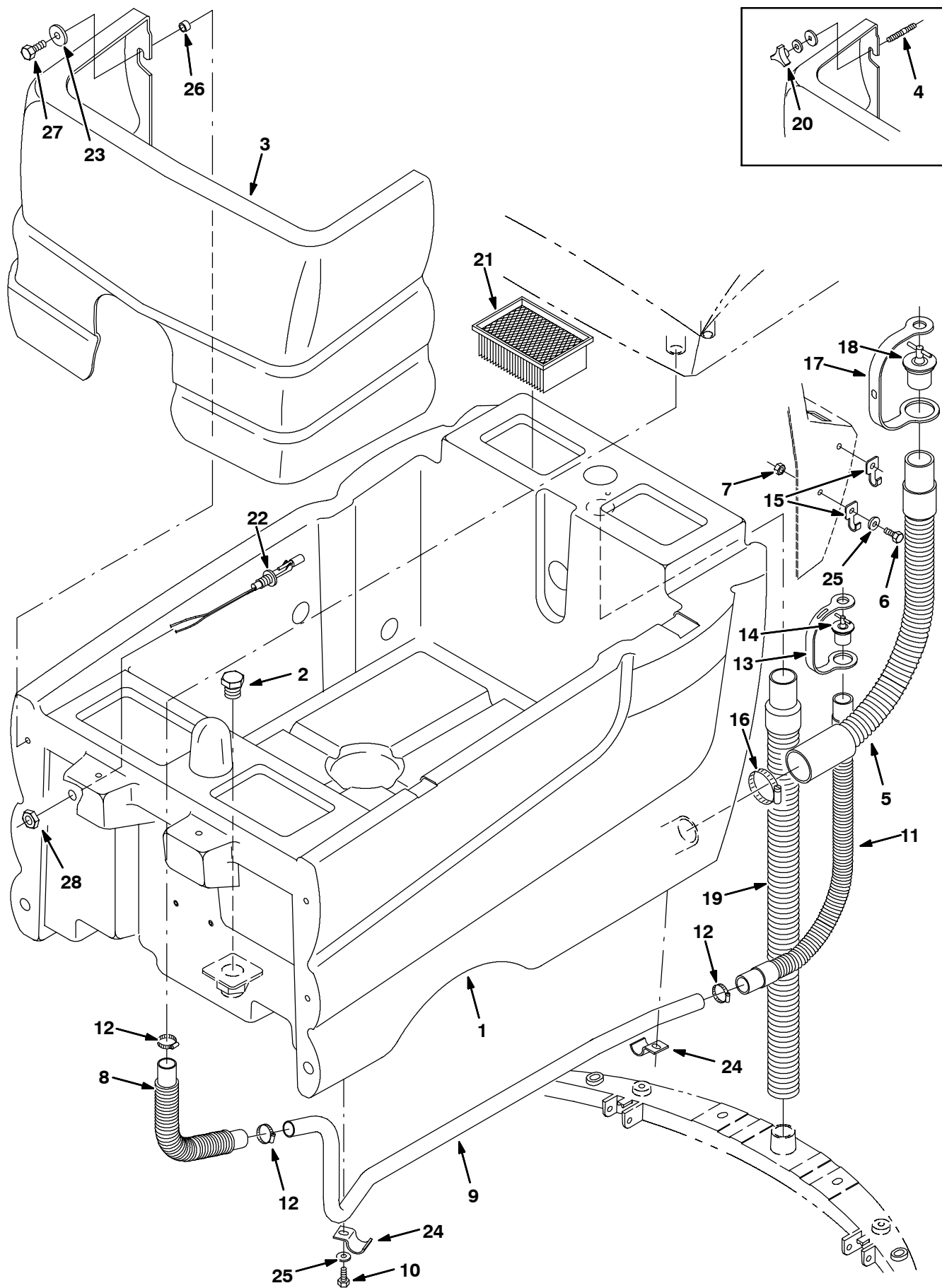


Fig. 6 - Recovery Tank Group (000000-014333)

Ref.	Part No,	Serial Number	Description	Qty.
1	398440	(000000-014333)	Tank, Recovery	1
2	75611	(000000-014333)	Ftg-Plug Npt 12Pm Rd Hd Plstc.	1
3	398446	(000000-014333)	Cover, Front	1
4	30324	(000000- xxxxxx)	Stud, M08 X 1.25 20 8.8 Pltd	4
5	374059	(000000-014333)	Hose & Cuff Assy, Drain .5ld 27.5L	1
6	15675	(000000-014333)	Scr Hexssm 8X1.25	2
7	08713	(000000-014333)	Nut-Hxlocnyln M 8X1.25 Reg Ss	2
8	222194	(000000-014333)	Hose, Drain, Flex	1
9	222151	(000000-014333)	Tube, Drain	1
10	12273	(000000-014333)	Screw, Hex, M08 X 1.25 X 20, Ss, NI	2
11	222788	(000000-014333)	Hose, Drain, Tank, Solution	1
12	11399	(000000-014333)	Clamp-Wormdrive, 0.81- 1.50D	3
13	222517	(000000-014333)	Strap, Cap Retainer	1
14	374111	(000000-014333)	Plug, Expandable 1.00 Dia	1
15	222793	(000000-014333)	Clip, Hose, Hanger	2
16	14432	(000000-014333)	Clamp-Wormdrive, 1.81- 2.75D	1
17	222383	(000000-014333)	Strap, Drainhose	1
18	398850	(000000-014333)	Plug, Expandable 1.5D X 1.75L	1
19	374060	(000000-014333)	Hose & Cuff Assy, Vacuum 1.51D 32L	1
20	222470	(000000- xxxxxx)	Knob, M08 X 1.25 Insert	4
21	370113	(000000-014333)	Filter, Vac Fan	1
22	222822	(000000-014333)	Switch, Float	1
23	30013	(000000-014333)	Washer, Flat, .31 Fender	4
24	69234	(000000-014333)	Clamp, Cable, 1.00D 0.62W Stl	2
25	01685	(000000-014333)	Washer, Flat, 0.38b 0.88d .08, Ss	4
26	222516	(xxxxxx-014333)	Sleeve, P/M, 0.496d 0.318b 0.31l 430ss	4
27	12273	(xxxxxx-014333)	Screw, Hex, M08 X 1.25 X 20, Ss, NI	4

STANDARD PARTS

Fig. 7 - Recovery Tank Group (014334-)

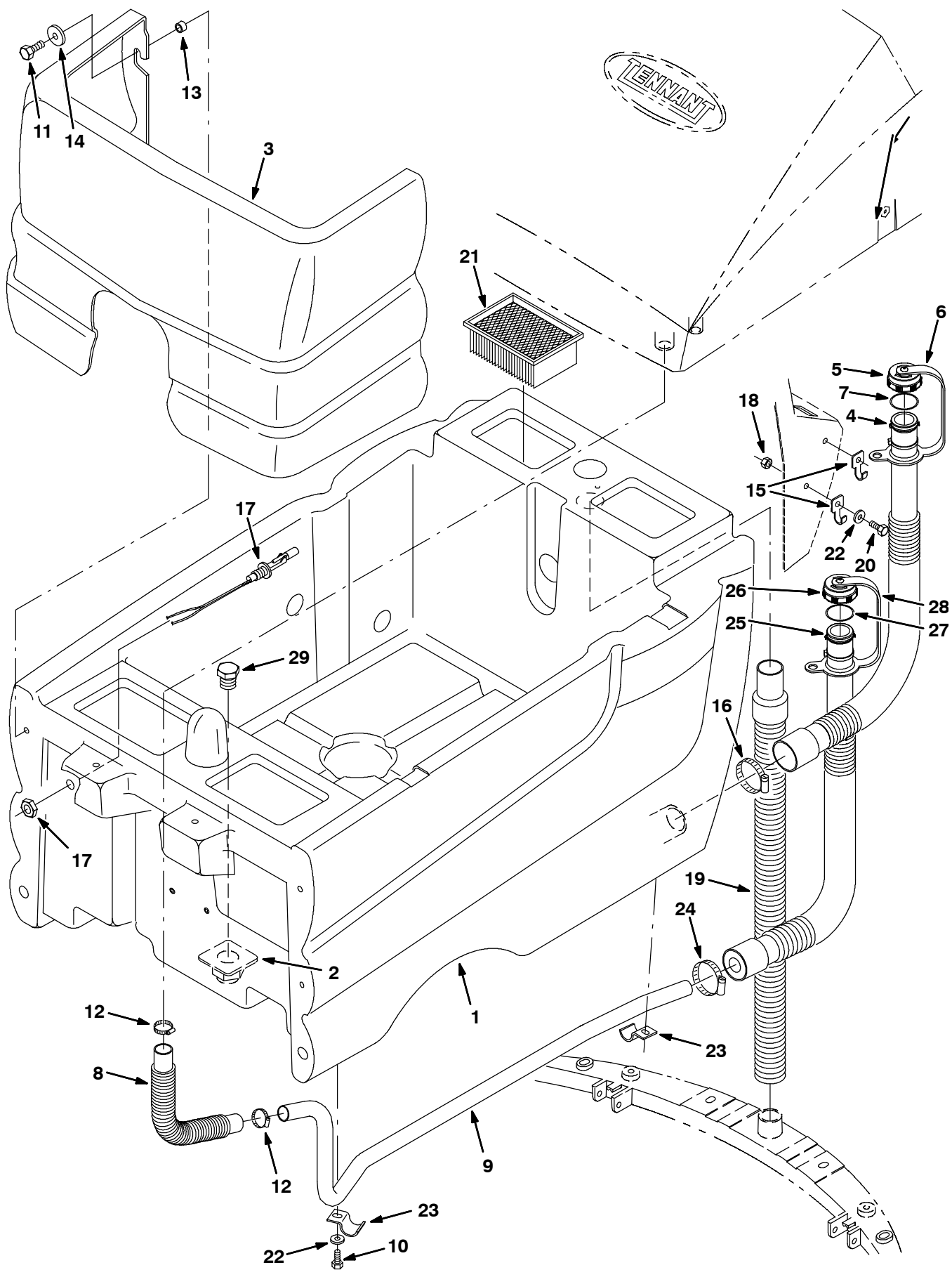


Fig. 7 - Recovery Tank Group (014334-)

Ref.	Part No.	Serial Number	Description	Qty.
▽	1	398440	(014334-) Tank, Recovery	1
▲	2	377349	(014334-) Fitting, Plstc, Pf12/Pf12, Bh	1
	3	398446	(014334-) Cover, Front	1
▽	4	1011168	(014334-) Hose, Assembly, Drain, 25.7	1
▲▽	5	1008639	(014334-) Cap, Drain Assembly	1
▲▲	6	1019563	(014334-) Strap, Drain Cap	1
▲▲	7	1008637	(014334-) O Ring, 1.48" ID, 1.76" Od	1
	8	222194	(014334-) Hose, Drain, Flex	1
	9	222151	(014334-) Tube, Drain	1
	10	12273	(014334-) Screw, Hex, M08 X 1.25 X 20, Ss, NI	2
	11	12273	(014334-) Screw, Hex, M08 X 1.25 X 20, Ss, NI	4
	12	11399	(014334-) Clamp-Wormdrive, 0.81- 1.50D	2
	13	222516	(014334-) Sleeve, P/M, 0.496d 0.318b 0.31l 430ss	4
	14	30013	(014334-) Washer, Flat, .31 Fender	4
	15	222793	(014334-) Clip, Hose, Hanger	2
	16	22297	(014334-) Clamp, Hose, Wormdrive, 1.56-2.50d	1
	17	222822	(014334-) Switch, Float	1
	18	08713	(014334-) Nut-Hxlocnyln M 8X1.25 Reg Ss	2
	19	374060	(014334-) Hose & Cuff Assy, Vacuum 1.51D 32L	1
	20	15675	(014334-) Screw, Hex, M8 X 1.25 X 16, Ss	2
	21	370113	(014334-) Filter, Vac Fan	1
	22	01685	(014334-) Washer, Flat, 0.38b 0.88d .08, Ss	4
	23	69234	(014334-) Clamp, Cable, 1.00D 0.62W Stl	2
	24	11531	(014334-) Clamp, Hose, Wormdrive, 1.06-2.00d	1
▽	25	1011167	(014334-) Hose, Assembly, Drain, 26.7	1
▲▽	26	1008639	(014334-) Cap, Drain Assembly	1
▲▲	27	1019563	(014334-) Strap, Drain Cap	1
▲▲	28	1008637	(014334-) O Ring, 1.48" ID, 1.76" Od	1
	29	75611	(014334-) Ftg-Plug Npt 12Pm Rd Hd Plstc.	1

Fig. 8 - Solution Tank Group

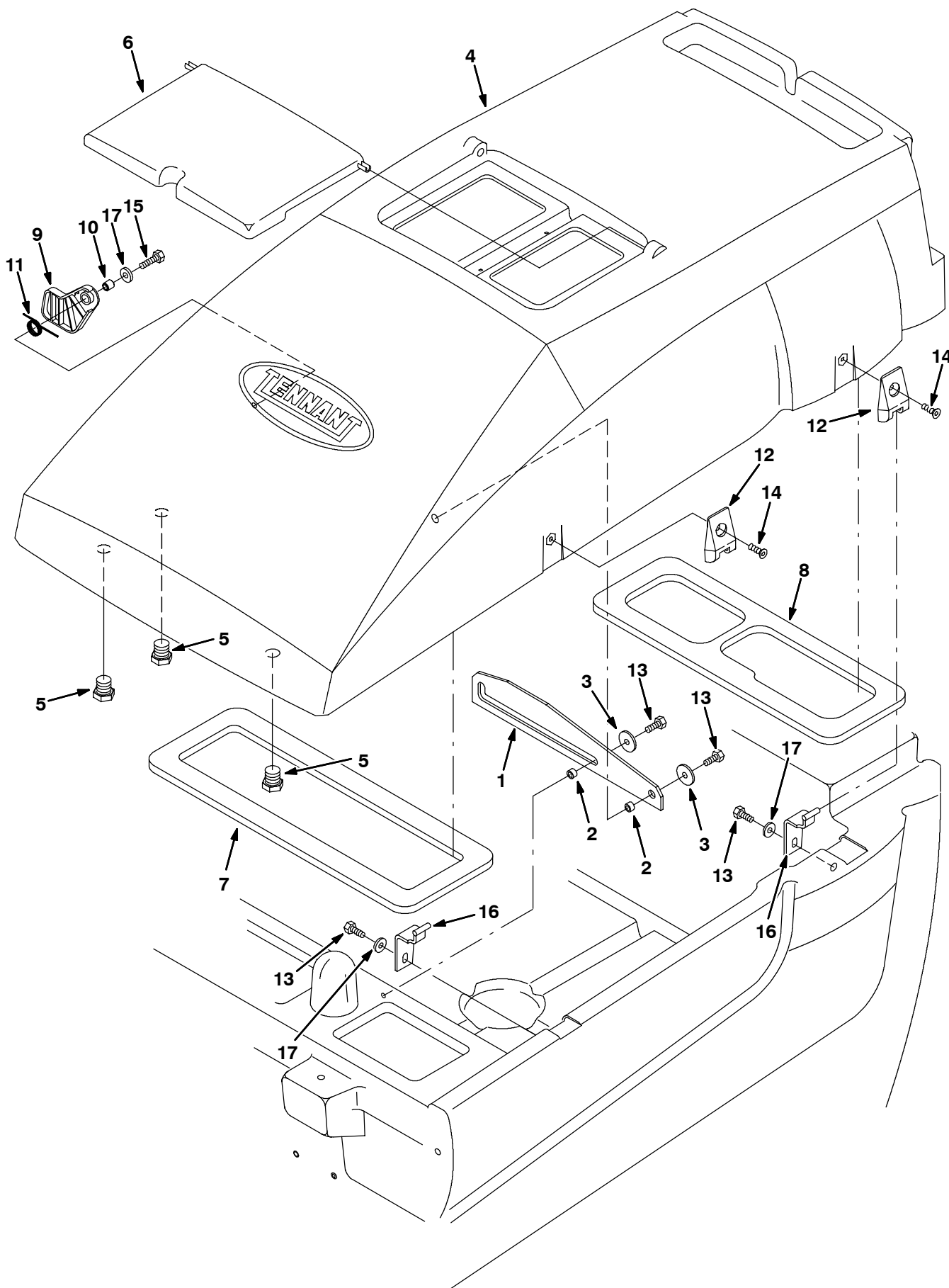


Fig. 8 - Solution Tank Group

Ref.	Part No,	Serial Number	Description	Qty.
1	397705	(000000-) Bracket, Prop, Arm	1
2	222516	(000000-) Sleeve, .318B .496D .312 Ss	2
3	30013	(000000-) Washer-Flt .31 Fender Pltd	2
4	222713	(000000-) Tank, Solution, w/Label	1
5	75611	(000000-) Ftg-Plug Npt 12Pm Rd Hd Plstc.	3
6	222712	(000000-) Cover, Solution Tank, w/Label	1
7	222120	(000000-) Gasket, Tank, Front	1
8	222121	(000000-) Gasket, Tank, Rear	1
9	222406	(000000-) Stop, Tank	1
10	222460	(000000-) Sleeve	1
11	222462	(000000-) Spring, Torsion	1
12	222529	(000000-) Hinge Leaf	2
13	12273	(000000-) Screw, Hex, M08 X 1.25 X 20, Ss, NI	4
14	222463	(000000-) Scr-Flt M 8X1.25 20 Blk Nyloc	2
15	12333	(000000-) Scr-Hexssm 8X1.25 25 Nyloloc	1
16	398485	(000000-) Hinge Wldt, Leaf	2
17	01685	(000000-) Washer, Flat, 0.38b 0.88d .08, Ss	3

Fig. 9 - Vacuum Fan Group

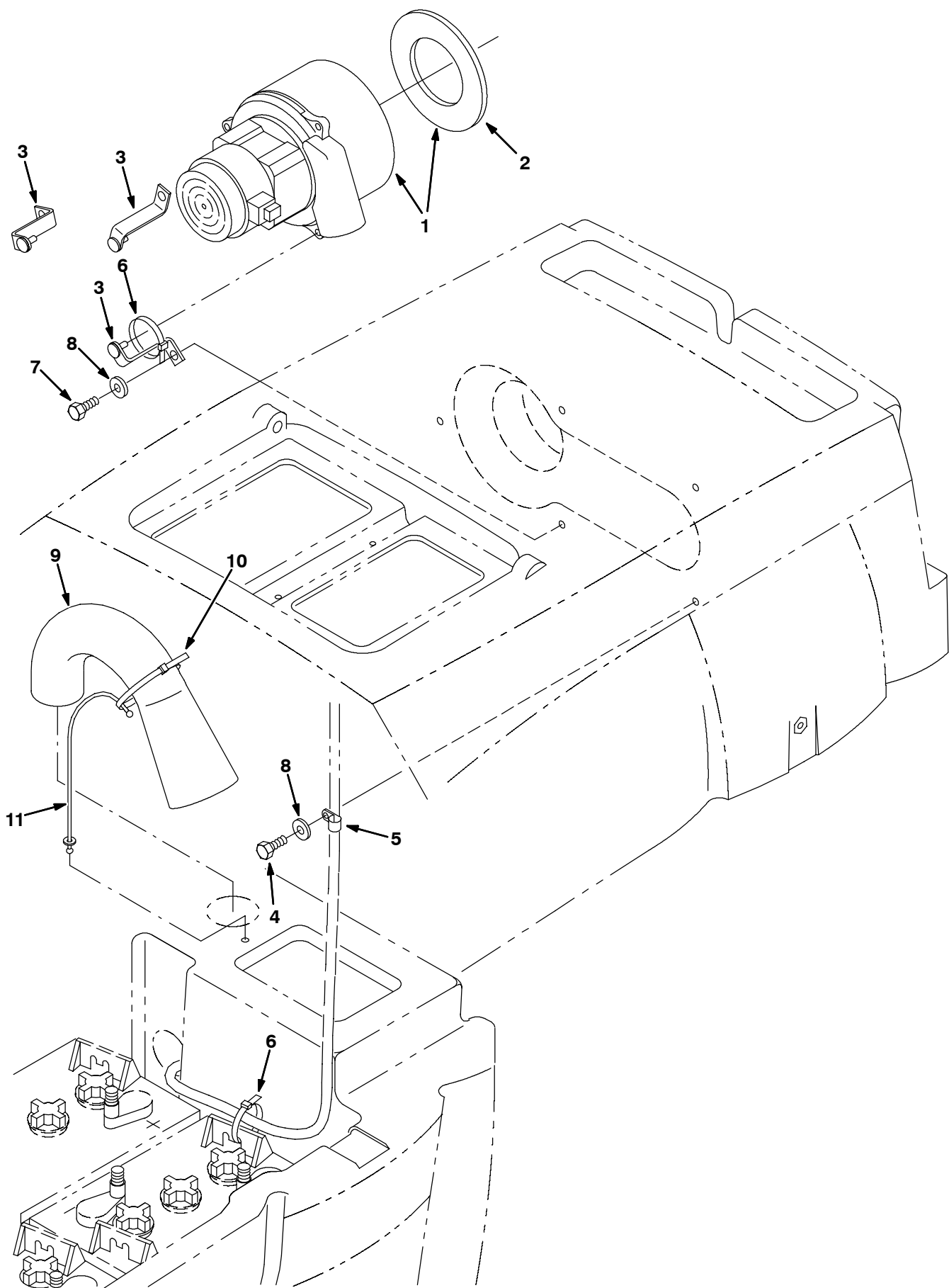


Fig. 9 - Vacuum Fan Group

	Ref.	Part No,	Serial Number	Description	Qty.
▽	1	398520	(000000-) Fan, Vac (See Breakdowns)	1
▲	2	223264	(000000-) Seal, Vac Fan	1
	3	222122	(000000-) Bracket, Mounting, Vac Fan	3
	4	15675	(000000-) Scr Hexssm 8X1.25 16	1
	5	40678	(000000-) Clamp-Cable, 0.44D 0.62W	1
	6	49266	(000000-) Tie, Cable 1.75D Max 7.50Lg	2
	7	12273	(000000-) Screw, Hex, M08 X 1.25 X 20, Ss, NI	3
	8	01685	(000000-) Washer, Flat, 0.38b 0.88d .08, Ss	4
	9	222361	(000000-) Hose, Inlet Recovery Tank	1
	10	49263	(000000-) Tie, Cable, Nyl, 11.4l .19w 3.0 Max D	1
	11	222667	(000000-) Cable, .06d, .06.8l, .25ball/.25ball	1

Fig. 10 - Solution Control Group

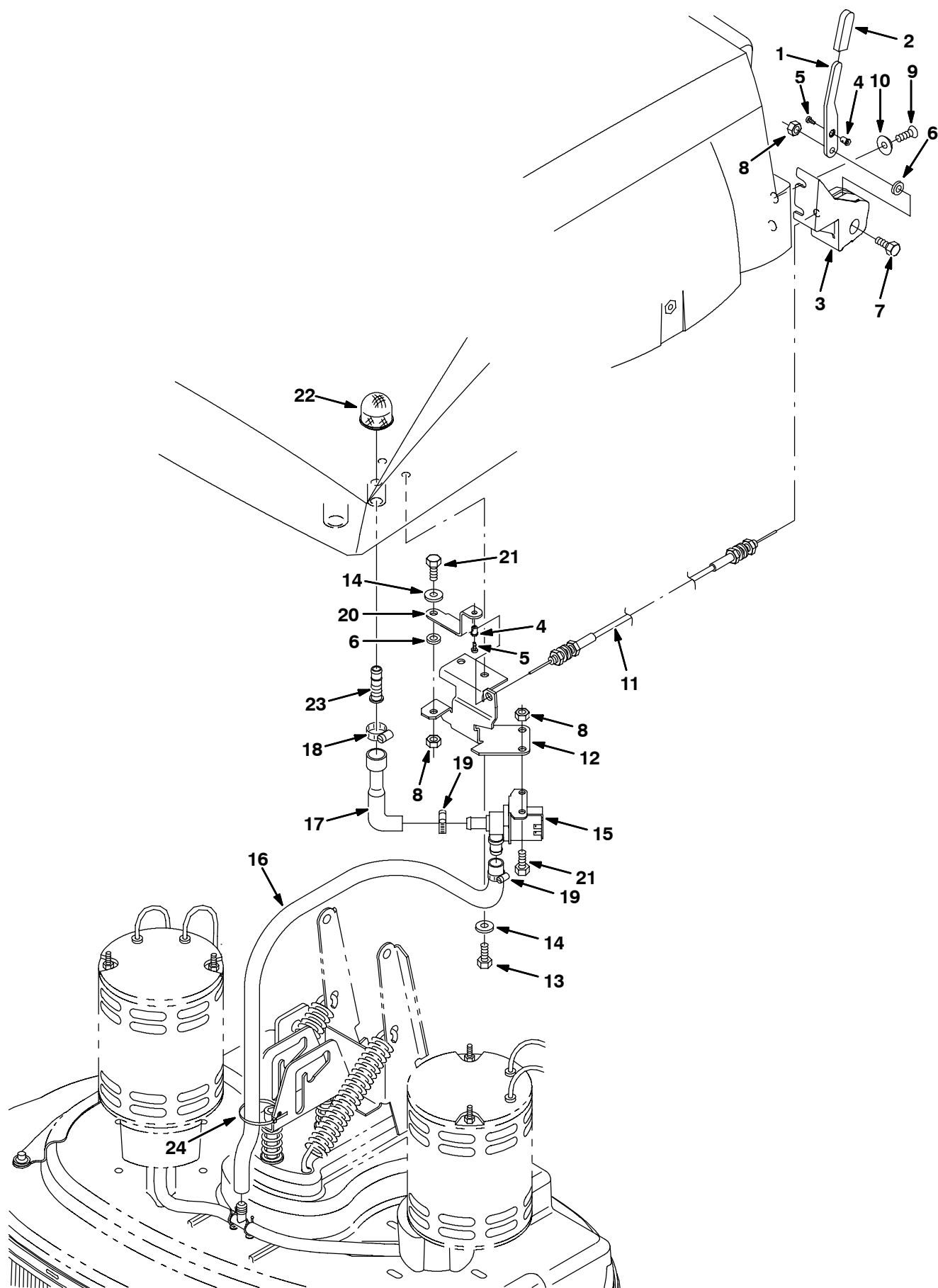


Fig. 10 - Solution Control Group

Ref.	Part No,	Serial Number	Description	Qty.
1	222185	(000000-) Lever, Control	1
2	222190	(000000-) Grip, Handle	1
3	222186	(000000-) Housing, Cntrl Lever	1
4	43242	(000000-) Swivel	2
5	32515	(000000-) Screw, Pan, #08-32 X 0.38, 1	2
6	43454	(000000-) Washer, 0.34b 0.69d .06, Nyl	2
7	09011	(000000-) Screw, Hex, M08 X 1.25 X 30, Ss	1
8	08713	(000000-) Nut, Hex, Lock, M08 X 1.25,NI, Ss	4
9	222463	(000000-) Screw, Flat, M08 X 1.25 X 20, Blk	2
10	222466	(000000-) Washer, Finish, M08, Blk	2
11	222188	(000000-) Cable, Push/Pull, 51.5L, 1.3 .075	1
12	397787	(000000-) Bracket, Mtg, Valve	1
13	15675	(000000-) Screw, Hex, M08 X 1.25 X 16, Ss	2
14	01685	(000000-) Washer, Flat, 0.38b 0.88d .08, Ss	3
15	374752	(000000-) Valve, Solenoid	1
16	374753	(000000-) Hose, Pvc	1
17	397777	(000000-) Hose, Rbr, E90, 0.62ID 0.81ID (Valve)	1
18	63810	(000000-) Clamp, Hose, Wormdrive, 0.56-1.06d, .56w	1
19	54333	(000000-) Clamp, Hose, Wormdrive, 0.31-0.88d	2
20	222097	(000000-) Lever, Valve	1
21	09740	(000000-) Screw, Hex, M08 X 1.25 X 20, Ss	3
22	222742	(000000-) Screen, Drain	1
23	222728	(000000-) Fitting, Plstc, Str, Bm08/FIng	1
24	49266	(000000-) Tie, Cable, Nyl, 07.3I .19w 1.8 Max D	1

Fig. 11 - Battery Group

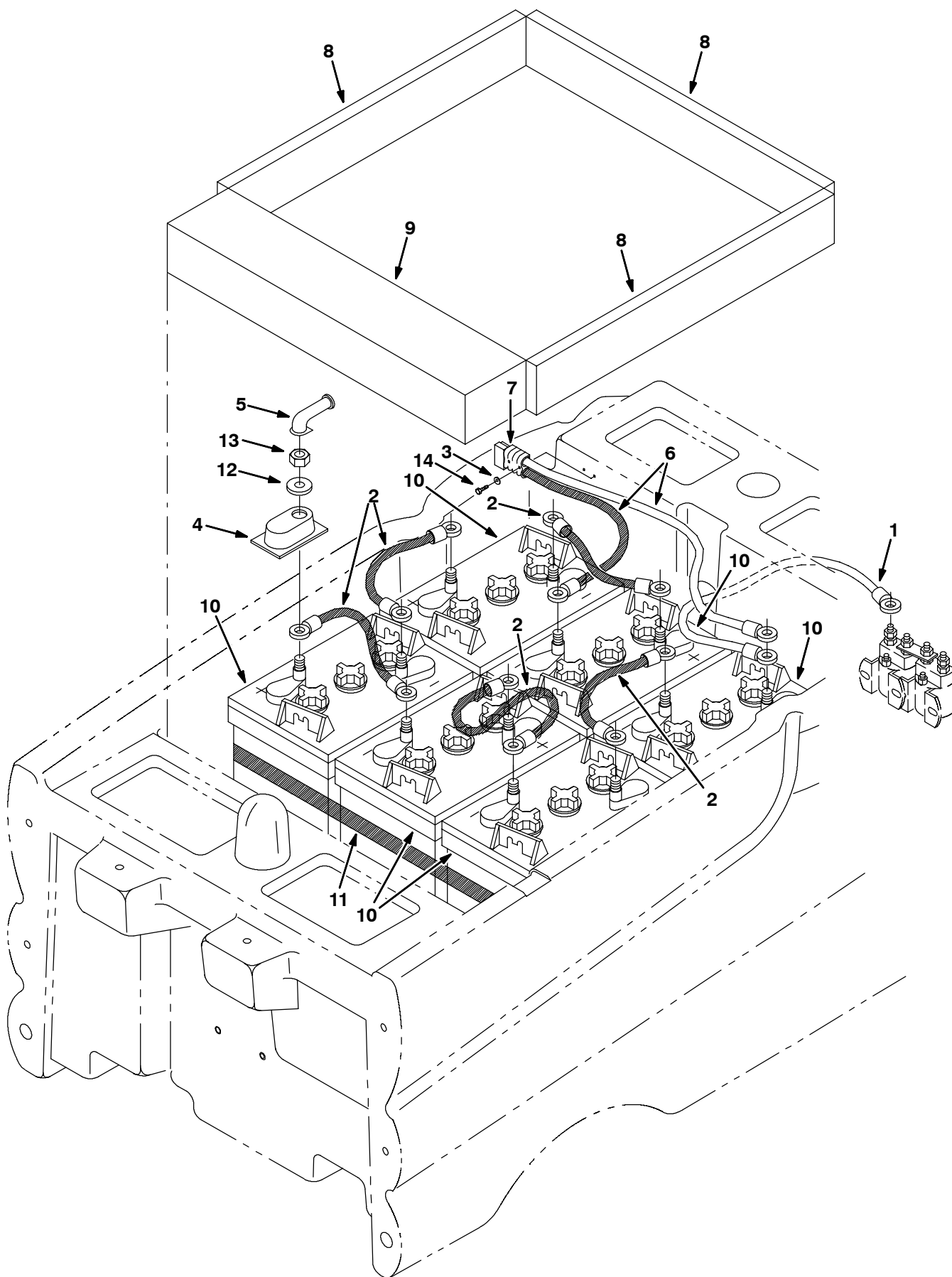


Fig. 11 - Battery Group

Ref.	Part No,	Serial Number	Description	Qty.	
1	222218	(000000-) Cable, Battery	1	
2	63735	(000000-) Wire, 06ga 11.0l Blk .38ring /.38ring	5	
3	01757	(000000-) Washer, Lock, Int, M03, Ss	2	
4	45962	(000000-) Cover, Terminal, Poly	12	
5	02076	(000000-) Boot, 90Deg .50D .57X .84	12	
▽	6	222217	(000000-) Harness, Cable, Battery	1
▲	7	24881	(000000-) Connector, Grey, SB50	1
	8	222473	(000000-) Spacer, Battery .62X1.5X21.0	3
	9	222474	(000000-) Spacer, Battery 3.0X4.3X21.0	1
	10	390825	(000000-) Battery, 06 Vdc, 205 Ah, Wet	6
	11	222682	(000000-) Strap, Poly, Webbing, 100" L	1
	12	01685	(000000-) Washer, Flat, 0.38b 0.88d .08, Ss	12
	13	87435	(000000-) Nut, Hex, Flexlock, .31-18	12
	14	06922	(000000-) Screw, Pan, M03 X 0.5 X 20, 4.8	2

Fig. 12 - Steering Control Group

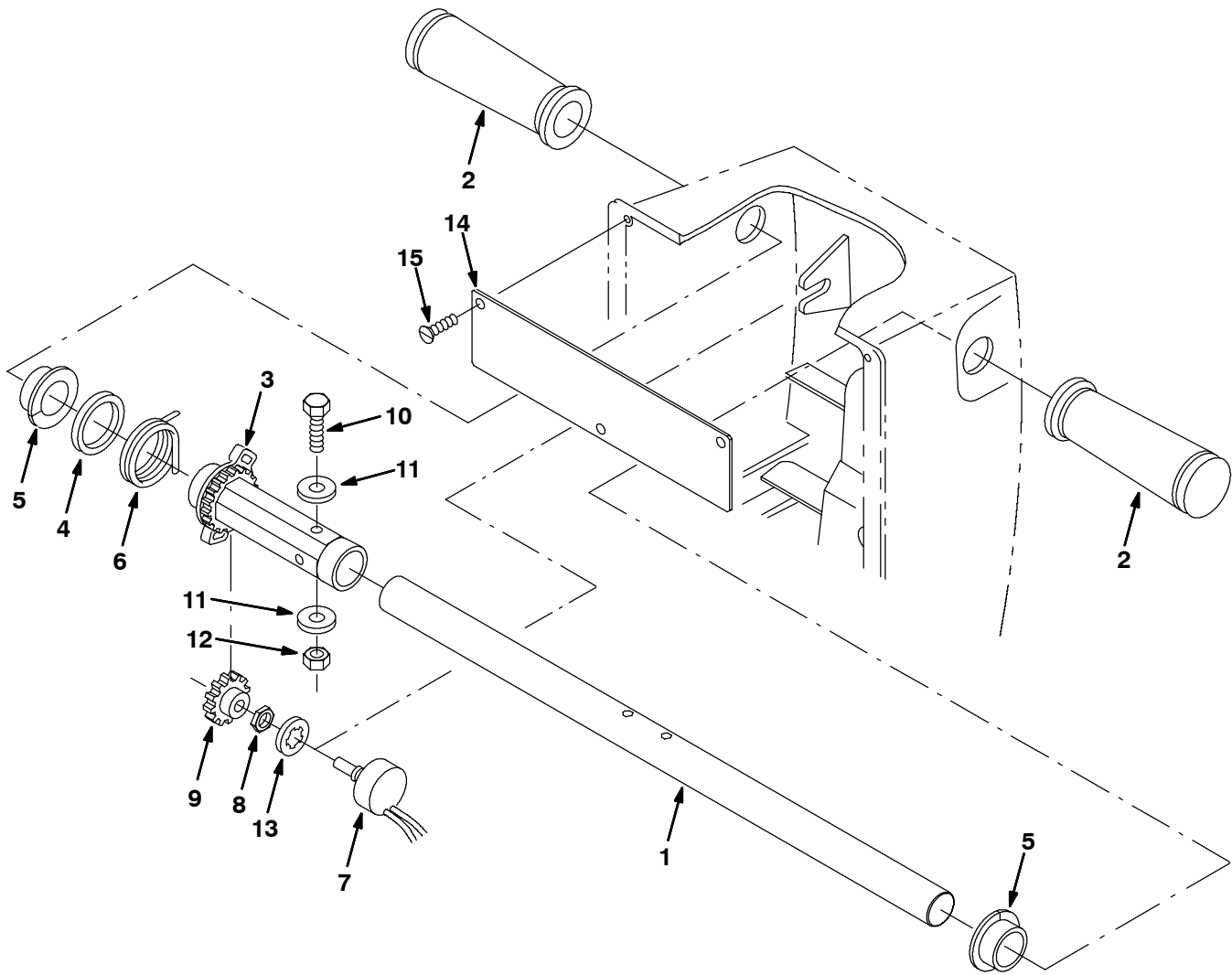


Fig. 12 - Steering Control Group

Ref.	Part No,	Serial Number	Description	Qty.
1	222740	(000000-) Handle, Speed Control	1
2	222648	(000000-) Grip, Handle, Round	2
3	222079	(000000-) Gear, Speed Control	1
4	222501	(000000-) Washer, Spacer, Speed Control	1
5	49514	(000000-) Bearing, Snap .875 Bore	2
6	222081	(000000-) Spring, Torsion Centering	1
7	397736	(000000-) Harness, Switch, Potentiometer	1
8	222607	(000000-) Nut-Hx Thin .38-32	1
9	27974	(000000-) Gear, 28 T. 24P	1
10	06947	(000000-) Screw, Hex, M06 X 1.0 X 40, 8.8	1
11	32483	(000000-) Washer, Flt, .25 Sae	2
12	08708	(000000-) Nut, Hex, Lock, M06 X 1.0, NI	1
13	32988	(000000-) Washer, Lock, Int, .38	1
14	222083	(000000-) Plate, Shield	1
15	222465	(000000-) Screw, Flt, M03 X 0.5 X 06, Ss	2

Fig. 13 - Operator Console Group

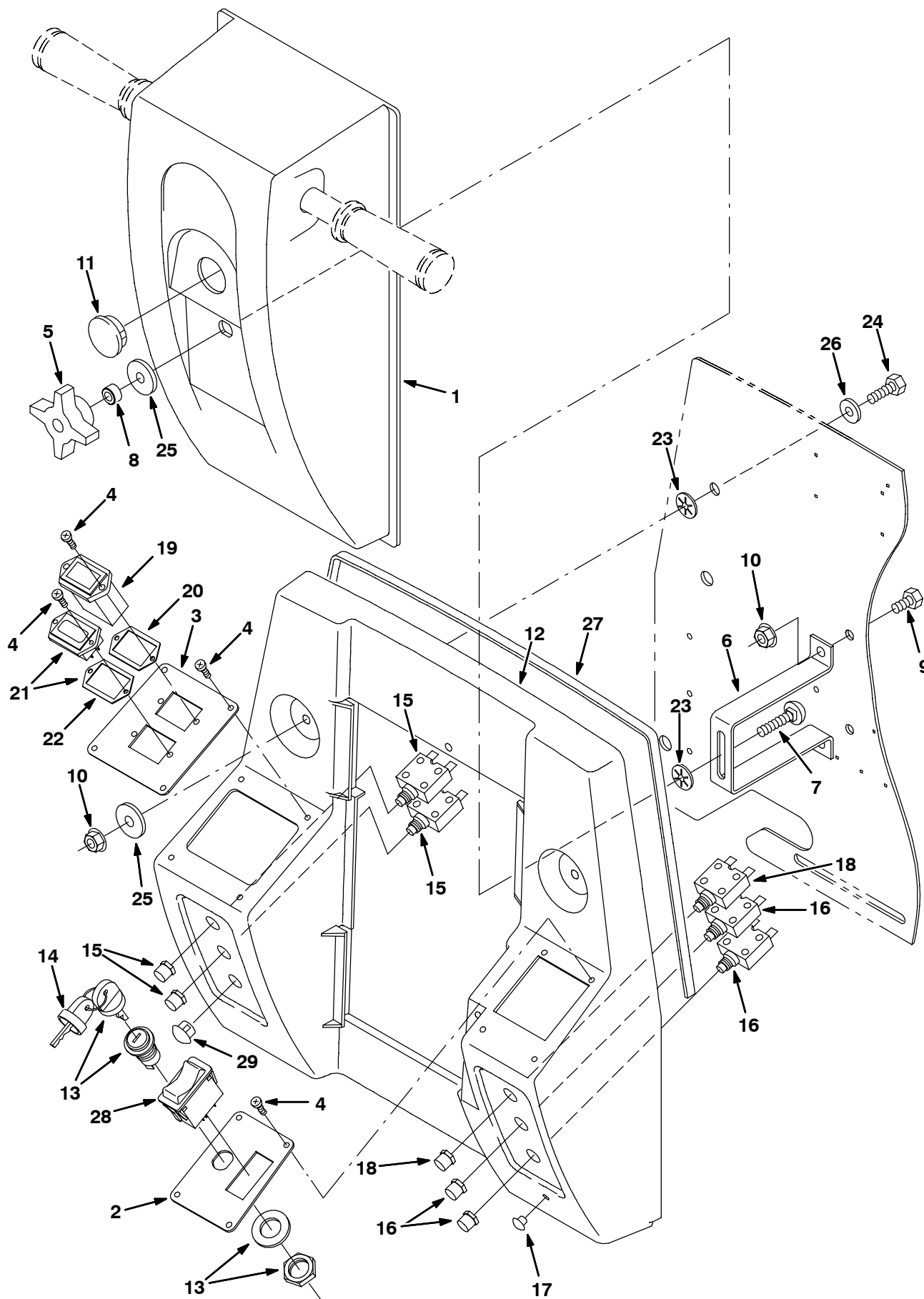


Fig. 13 - Operator Console Group

Ref.	Part No.	Serial Number	Description	Qty.	
1	397716	(000000-) Shroud, Steering, Adj, Rwk	1	
2	397761	(000000-) Cover, Ele, Rh	1	
3	397760	(000000-) Cover, Ele, Lh	1	
4	222267	(000000-) Screw, Pan, #06-20 X 0.50, Fmg, [Ab]	12	
5	370100	(000000-) Knob, 4-Prong W/.31-18, Insert	1	
6	397717	(000000-) Bracket, Shroud, Adj	1	
7	32968	(000000-) Bolt, Carriage, .31-18 X 2.00	1	
8	222248	(000000-) Sleeve	1	
9	15675	(000000-) Screw, Hex, M08 X 1.25 X 16, Ss	2	
10	07791	(000000-) Nut, Hex, Flng, M08 X 1.25	4	
11	76888	(000000-) Button, Plug, 1.25h .00-.12 [Black Nyl]	1	
12	368591	(000000-) Kit, Ci, Replmt, Rear Panel, [5680]	1	
▽	13	222282	(000000-) Switch	1
▲	14	222684	(000000-) Key, Set Of Two	1
15	383725	(000000-) Circuitbreaker, 30.0a	2	
16	383724	(000000-) Circuitbreaker, 25.0a	2	
17	379000	(000000-) Button, Plug, 0.22h .00-.06 [Black Nyl]	1	
18	383721	(000000-) Circuitbreaker, 10.0a	1	
19	377324	(000000-017305) Gauge Kit, Hourmeter, F/31988 [10k]	1	
19	377433	(017306-) Gauge, Hourmeter, 12-80vdc, Analog,Rt,.1	1	
20	222683	(000000-) Gasket, Hourmeter	1	
▽	21	222115	(000000-) Gauge, Battery, 36vdc, 2.1 X 1.2	1
▲	22	222683	(000000-) Gasket, Hourmeter	1
23	222768	(000000-) Pushnut, Fastener	3	
24	09023	(000000-) Screw, Hex, M08 X 1.25 X 35, Ss	2	
25	30013	(000000-) Washer, Flat, .31 Fender	3	
26	01685	(000000-) Washer, Flat, 0.38b 0.88d .08, Ss	2	
27	222639	(000000-) Seal, Rubber	1	
28	397889	(000000-) Switch, Rocker, Dpst	1	
29	56992	(000000-) Button, Plug, 0.50h .03-.12 [Black Nyl]	1	

Fig. 14 - Electrical Panel Group

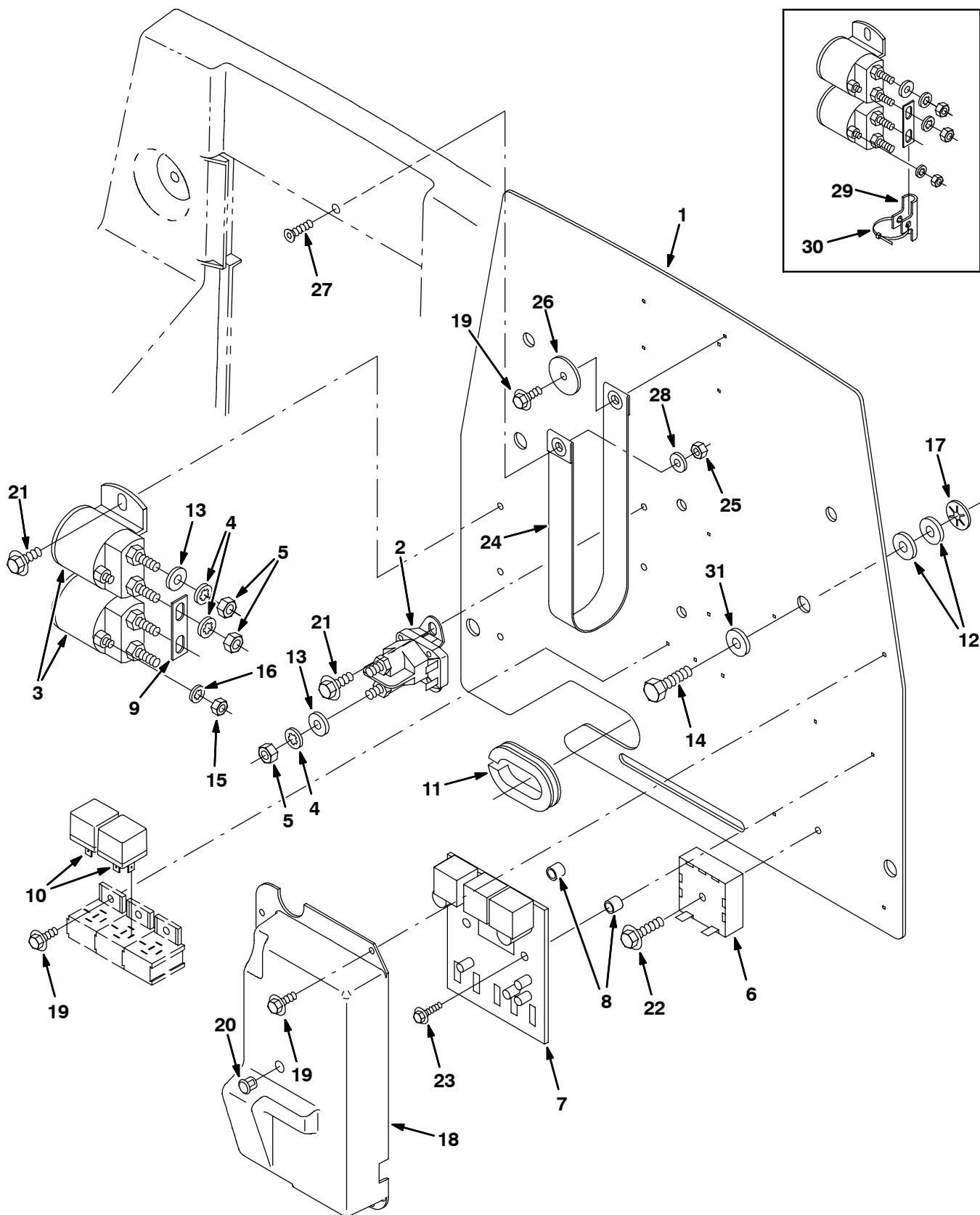


Fig. 14 - Electrical Panel Group

Ref.	Part No,	Serial Number	Description	Qty.
1	1002660	(000000-) Plate, Mtg, Electronic	1
2	383731	(000000-) Contactor, 36vdc, No	1
3	45405	(000000-) Contactor, 36vdc	2
4	32984	(000000-) Washer, Lock, Int, .31	6
5	20170	(000000-) Nut, Hex, Jam, .31-24	6
6	49047	(000000-) Module, Delay	1
7	397785	(000000-) Controller, Propel, 40 Amp	1
8	222104	(000000-) Spacer	2
9	769251	(000000-) Busbar, Contactor	1
10	398526	(000000-) Relay, 36vdc, 5a, Spdt	2
11	10632-13	(000000-) Grommet, Rbr, 1.50id, F/ 1.8h, .31matl	1
12	13248	(000000-) Washer, 0.40b 1.12d .12, Stl, Pl	8
13	39349	(000000-) Washer, Flt, .31 Sae	4
14	12333	(000000-) Screw, Hex, M08 X 1.25 X 25, Ss, NI	4
15	01713	(000000-) Nut, Hex, Std, #10-32, 2	2
16	32980	(000000-) Washer, Lock, Int, #10	2
17	222768	(000000-) Pushnut, Fastener	4
18	222472	(000000-) Cover, Electronic Board	1
19	16944	(000000-) Screw, Hex, M04 X 0.7 X 10, Fmg	7
20	01314	(000000-) Button, Plug, 0.38h .03-.12 [Black Nyl]	1
21	222158	(000000-) Screw, Hex, M06 X 1.0 X 10, Fmg	5
22	222159	(000000-) Screw, Hex, M06 X 1.0 X 25, Fmg	1
23	71026	(000000-) Screw, Hex, Fmg, M04-0.7 X 20	2
24	222450	(000000-) Strap	1
25	08712	(000000-) Nut, Hex, Lock, M06 X 1.0, NI, Ss	1
26	41178	(000000-) Washer, Flat, .25 Fender	1
27	09163	(000000-) Screw, Flt, M06 X 1.0 X 16, Ss	1
28	01684	(000000-) Washer, Flt, .25 Ss	1
29	1002447	(000000-xxxxxx) Insulator, Rbr, Flt, Busbar	1
30	49266	(000000-xxxxxx) Tie, Cable, Nyl, 07.3l .19w 1.8 Max D	1
31	01685	(000000-) Washer, Flat, 0.38b 0.88d .08, Ss	4

Fig. 15 - Squeegee Lift Group

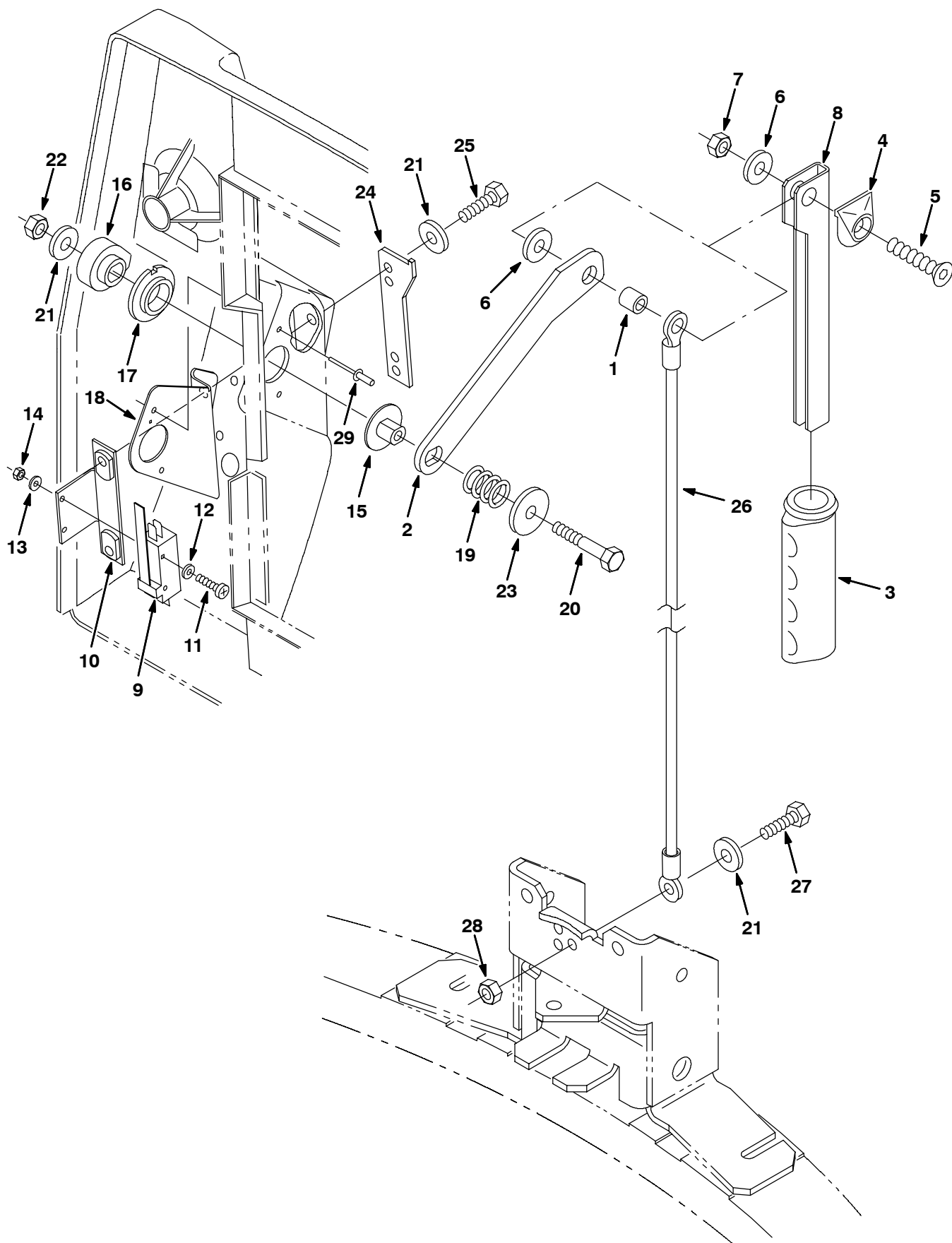


Fig. 15 - Squeegee Lift Group

Ref.	Part No.	Serial Number	Description	Qty.
1	222460	(000000-) Sleeve	1
2	222139	(000000-) Lever, Squeegee Lift	1
3	222647	(000000-) Grip, Handle, Oblong	1
4	222665	(000000-) Bumper, Handle	1
5	79506	(000000-) Screw, Flat, M08-1.25x 30, Ss	1
6	01685	(000000-) Washer, Flat, 0.38b 0.88d .08, Ss	2
7	08713	(000000-) Nut, Hex, Lock, M08 X 1.25, NI, Ss	1
8	222448	(000000-) Lever, Squeegee Lift, Upper	1
9	1008142	(000000-) Switch, Micro, Spdt	1
10	222402	(000000-) Bracket, Switch, Fan	1
11	06923	(000000-) Screw, Pan, M03 X 0.5 X 25, 4.8	2
12	19064	(000000-) Washer, Flt, #06	2
13	01757	(000000-) Washer, Lock, Int, M03, Ss	2
14	01754	(000000-) Nut, Hex, Std, M03 X 0.5	2
15	374745	(000000-) Pivot	1
16	222400	(000000-) Cam, Switch, Fan	1
17	222868	(000000-) Bushing, Flng, 0.75b 1.00d 0.28l, Bnz	1
18	222867	(000000-) Plate, Sqge, Pivot	1
19	57889	(000000-) Spring, Cmpr, 0.69od .05wir 0.6l	1
20	06948	(000000-) Screw, Hex, M06 X 1.0 X 45, 8.8	1
21	01684	(000000-) Washer, Flt, .25 Ss	4
22	08708	(000000-) Nut, Hex, Lock, M06 X 1.0, NI	1
23	41178	(000000-) Washer, Flat, .25 Fender	2
24	222138	(000000-) Bracket, Catch	1
25	11329	(000000-) Screw, Hex, M06 X 1.0 X 16, Ss, NI	2
26	222227	(000000-) Cable, .13d, 26.7l, .50eye /.25eye	1
27	15678	(000000-) Screw, Hex, M06 X 1.0 X 16, Ss	1
28	08712	(000000-) Nut, Hex, Lock, M06 X 1.0, NI, Ss	1
29	34738	(000000-) Rivet, Blind, .125d X 0.32 X .25d, Stl	2

Fig. 16 - Squeegee Linkage Group

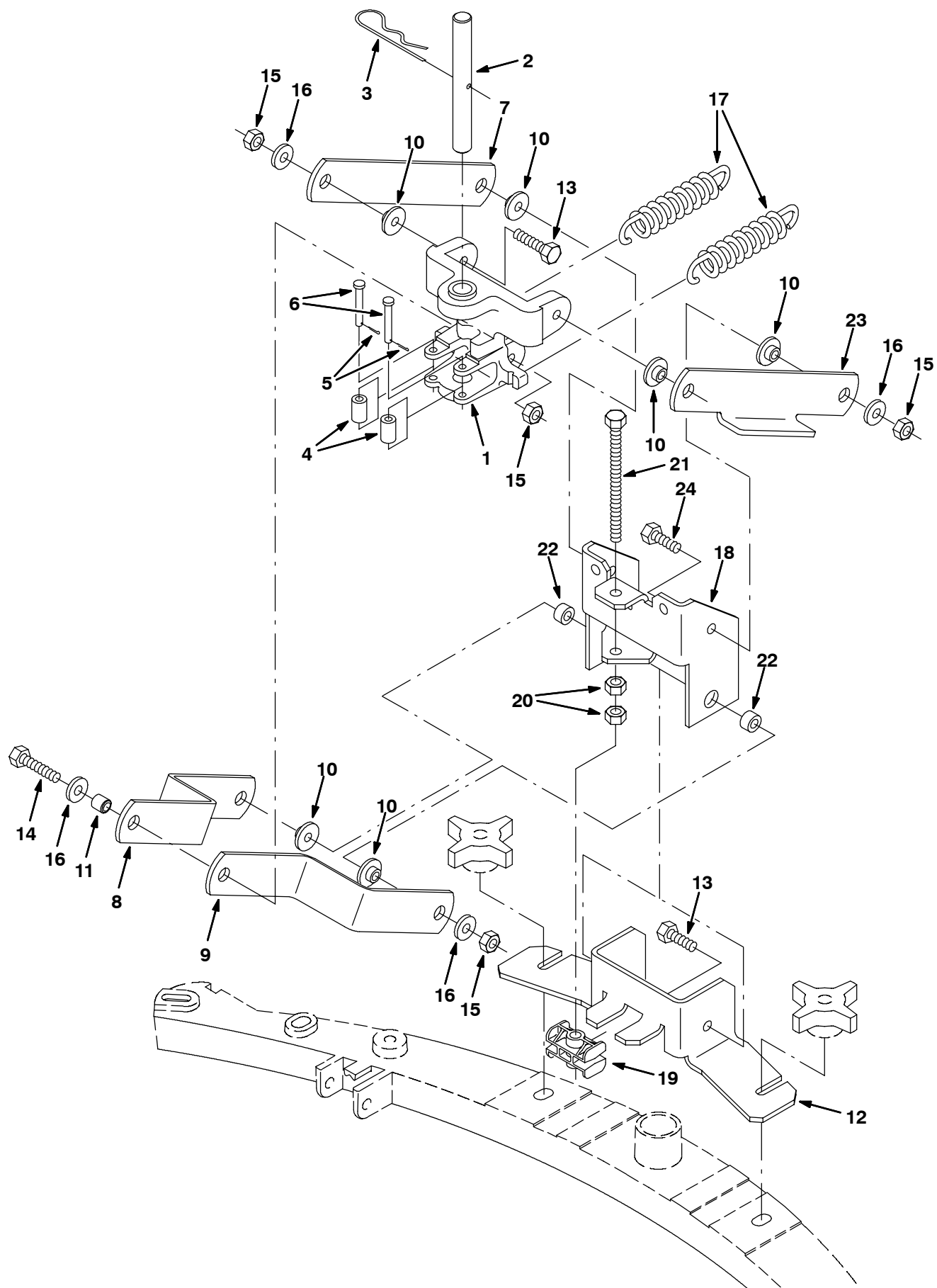


Fig. 16 - Squeegee Linkage Group

Ref.	Part No,	Serial Number	Description	Qty.
1	222399	(000000-) Block, Mach, Pivot	1
2	222239	(000000-) Pin, 0.62d 05.4l 1/.16h 2/Cham	1
3	02942	(000000-) Pin, Hair Cotter, 0.62 D .120 Wir	1
4	222468	(000000-) Roller	2
5	08178	(000000-) Pin, Cotter, .062 X 0.75	2
6	05283	(000000-) Pin, Clevis, 6mm D X 40mm	2
7	397820	(000000-) Link, Sqge, Upper	1
8	397821	(000000-) Link, Sqge, Lower, Rh	1
9	397822	(000000-) Link, Sqge, Lower, Lh	1
10	80950	(000000-) Bushing, Flng, 0.32b 0.50d 0.26l, Bnz	6
11	222460	(000000-) Sleeve	2
12	222230	(000000-) Bracket, Linkage, Lower	1
13	09023	(000000-) Screw, Hex, M08 X 1.25 X 35, Ss	6
14	09026	(000000-) Screw, Hex, M08 X 1.25 X 40, Ss	1
15	08713	(000000-) Nut, Hex, Lock, M08 X 1.25, Ni, Ss	7
16	01685	(000000-) Washer, Flat, 0.38b 0.88d .08, Ss	7
17	222236	(000000-) Spring, Extn, 1.00od X 0.12wir, 5.0l	2
18	222231	(000000-) Bracket, Linkage, Upper	1
19	222233	(000000-) Block, Sqge, Adj	1
20	07786	(000000-) Nut, Hex, Std, M08 X 1.25, Ss	2
21	49883	(000000-) Screw, Hex, M08 X 1.25 X 120, Fl	1
22	360460	(000000-) Spacer	2
23	1018718	(000000-) Link, Sqge, Upper, Lh	1
24	09010	(000000-) Screw, Hex, M08 X 1.25 X 25, Ss	2

Fig. 17 - Model 800 Squeegee Group, 800 mm (32 in)

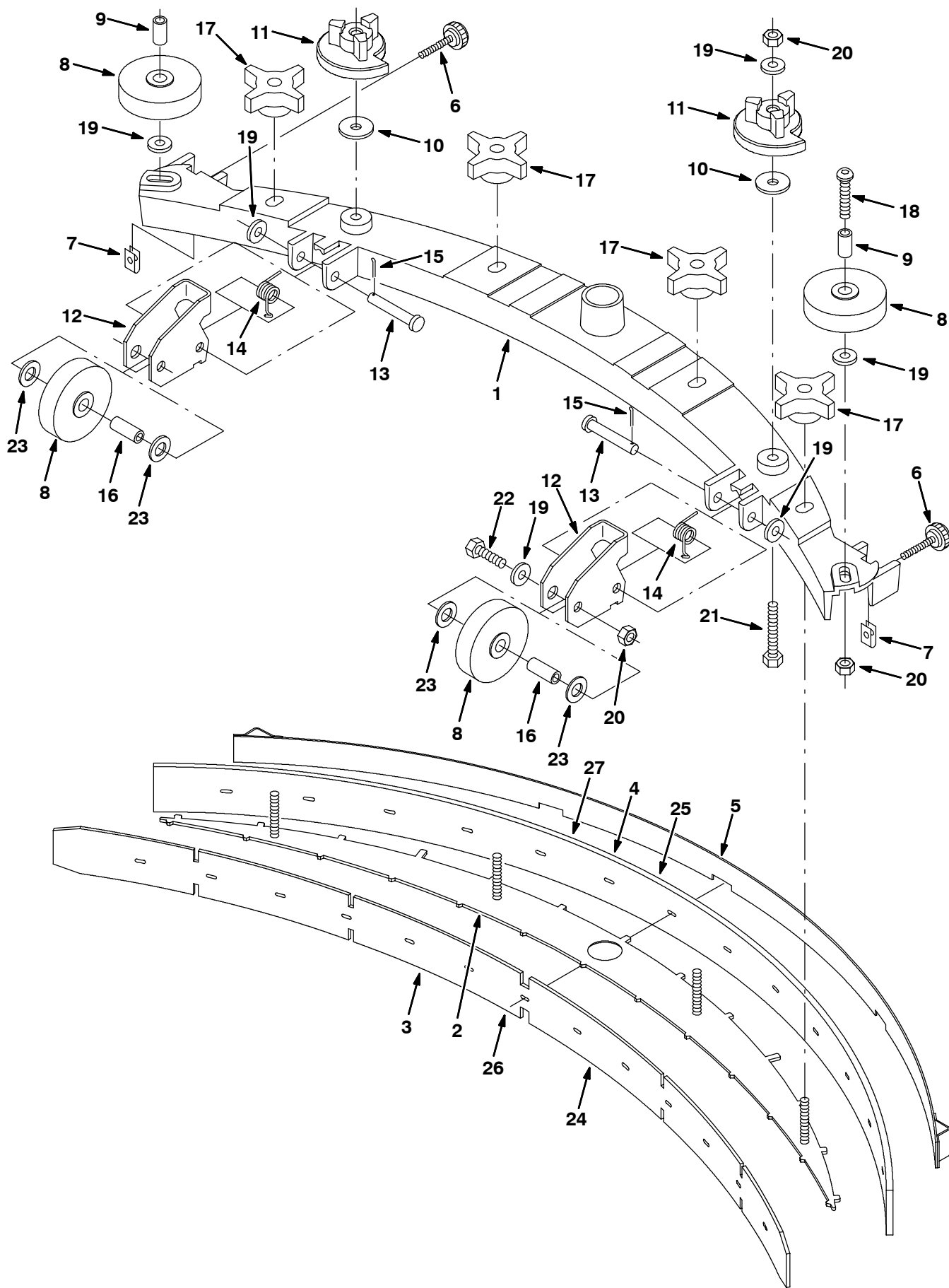
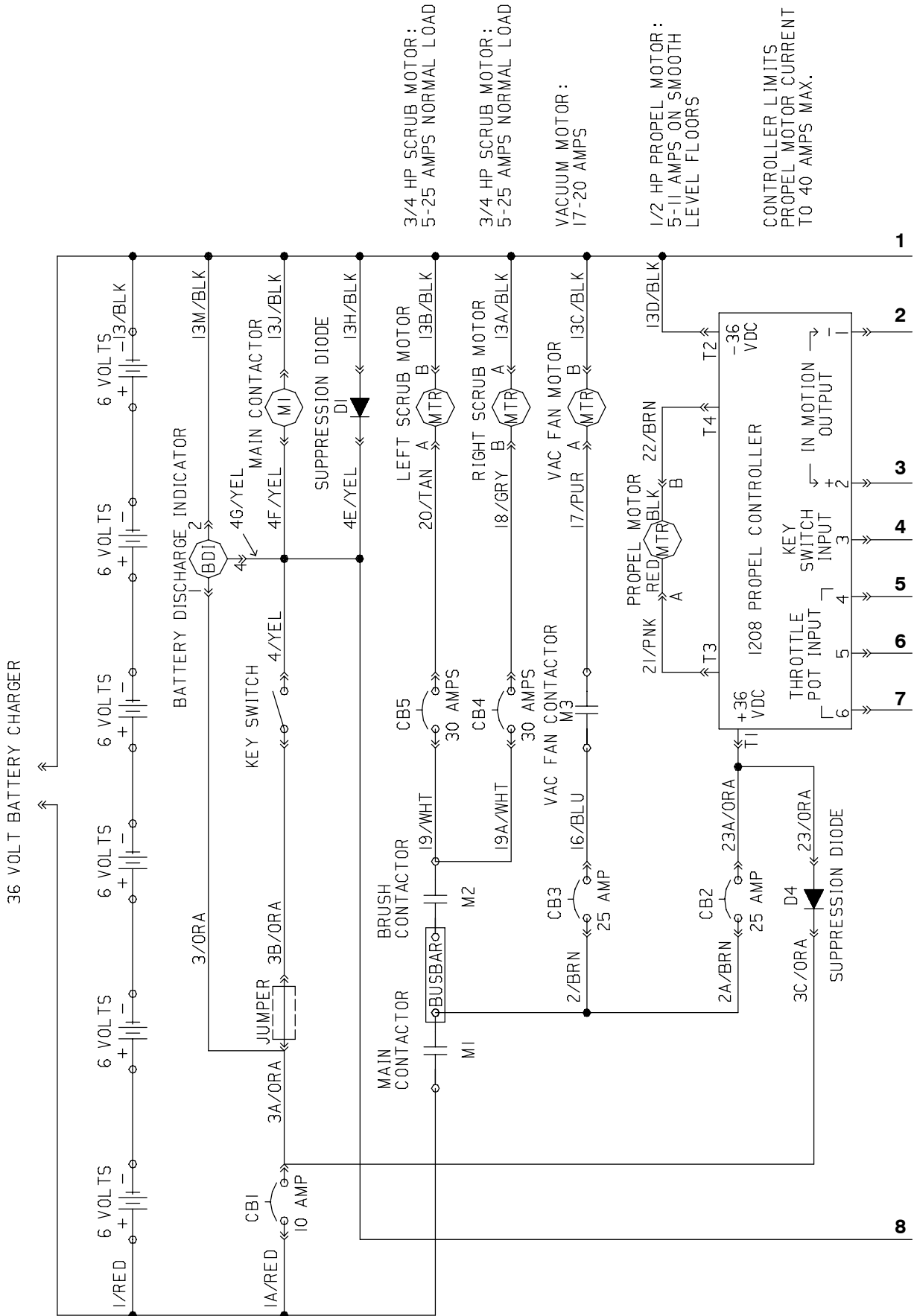


Fig. 17 - Model 800 Squeegee Group, 800 mm (32 in)

Ref.	Part No,	Serial Number	Description	Qty.
▽	397749	(000000-) Kit, Ci, Sqge, Assy, [5680] [800d]	1
▲	1 222134	(000000-) Frame, Squeegee 32"	1
▲	2 222240	(000000-) Plate, Blade Retainer 32	1
▲	3 222241	(000000-) Blade, Squeegee,Front, 32"	1
▲	4 222242	(000000-) Blade, Squeegee,Rear, 32"	1
▲	5 222243	(000000-) Band Wldt, Sqge 32	1
▲	6 222794	(000000-) Knob, W1.25-20X1.5Lg Stud	2
▲	7 82138	(000000-) Nut Speed,Retainer, .25-20 Thd	2
▲	8 222066	(000000-) Wheel, 3.0 Dia	4
▲	9 222496	(000000-) Sleeve	2
▲	10 222268	(000000-) Washer, .375B 1.25D .12Neopre	2
▲	11 222244	(000000-) Cam, Adj, Sqge	2
▲	12 222245	(000000-) Bracket, Mtg, Wheel	2
▲	13 222260	(000000-) Pin, Clevis, 0.37 Dia 2.25Lg	2
▲	14 222130	(000000-) Spring, Torsion, Wheel	2
▲	15 39005	(000000-) Pin, Cotter .094X0.75	2
▲	16 222497	(000000-) Sleeve	2
▲	17 370100	(000000-) Knob, 4 Prongs w/.31-8 Insert	4
▲	18 397826	(000000-) Screw, Btn, M8 X 1.25 X 40, Ss18-8	2
▲	19 01685	(000000-) Washer, Flat, 0.38b 0.88d .08, Ss	8
▲	20 08713	(000000-) Nut-Hxlocnyln M 8X1.25 Reg Ss	6
▲	21 09767	(000000-) Scr Hexssm 8X1.25 70	2
▲	22 49694	(000000-) Scr Hex Ssm 8X1.25 50	2
▲	23 32486	(000000-) Washer, Flt, .50 Sae	4
▽	222423	(000000-) Squeegee Kit F/Tile Gumrbr 800	1
▲	24 222384	(000000-) Blade, Squeegee, Tile, 32"	1
▲	25 222386	(000000-) Blade, Squeegee, Rear,Gum 32"	1
▽	222429	(000000-) Squeegee Kit Oil Rs Urethn 800	1
▲	26 222392	(000000-) Blade, Sqge Front,32" Oil Rst	1
▲	27 222388	(000000-) Blade, Sqge, Rear 32" Oil Resi	1

Fig. 18 - Electrical Schematic (000000-012929)



3/4 HP SCRUB MOTOR:
5-25 AMPS NORMAL LOAD

3/4 HP SCRUB MOTOR:
5-25 AMPS NORMAL LOAD

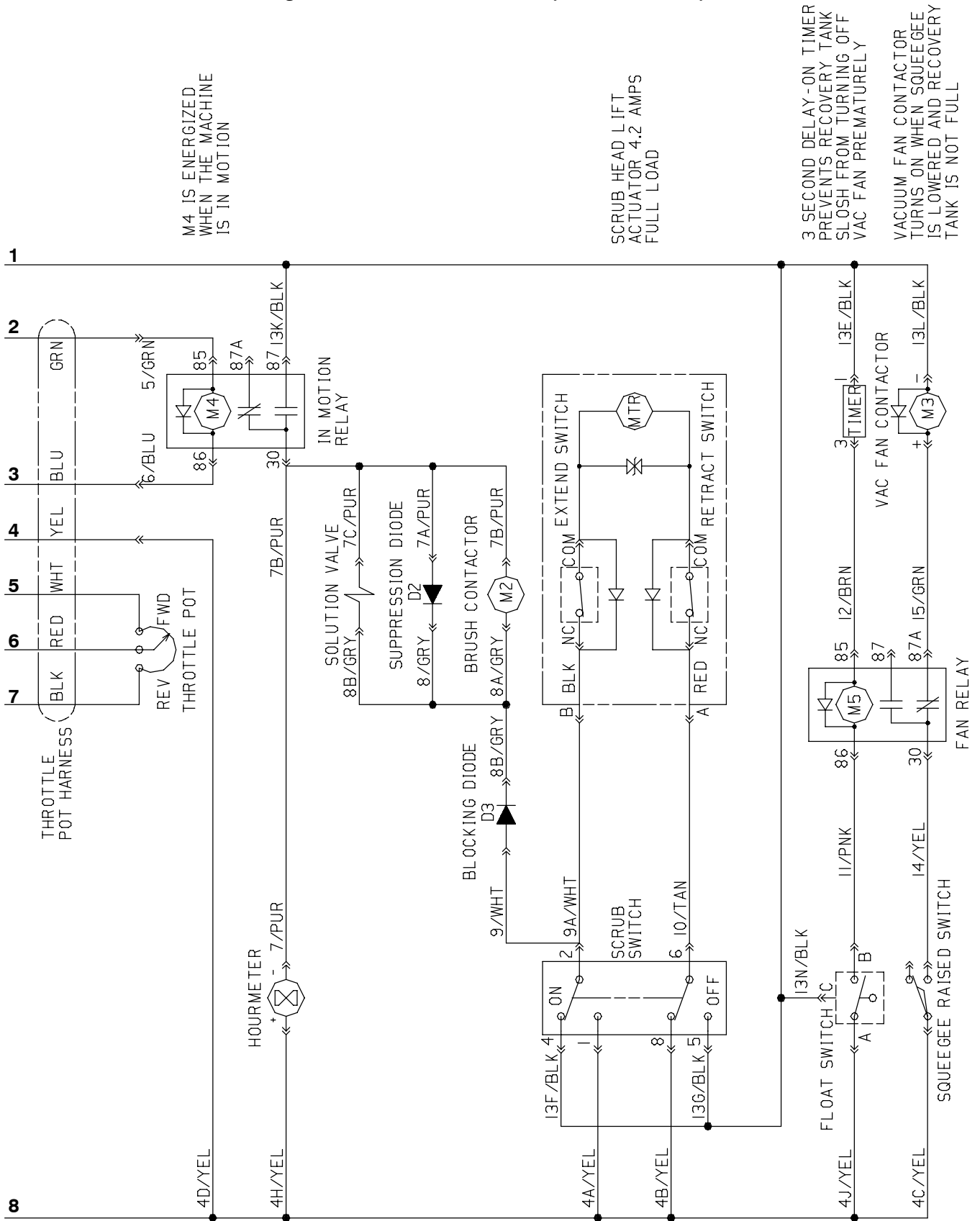
VACUUM MOTOR:
17-20 AMPS

1/2 HP PROPEL MOTOR:
5-11 AMPS ON SMOOTH
LEVEL FLOORS

CONTROLLER LIMITS
PROPEL MOTOR CURRENT
TO 40 AMPS MAX.

1
2
3
4
5
6
7
8

Fig. 18 - Electrical Schematic (000000-012929)



M4 IS ENERGIZED WHEN THE MACHINE IS IN MOTION

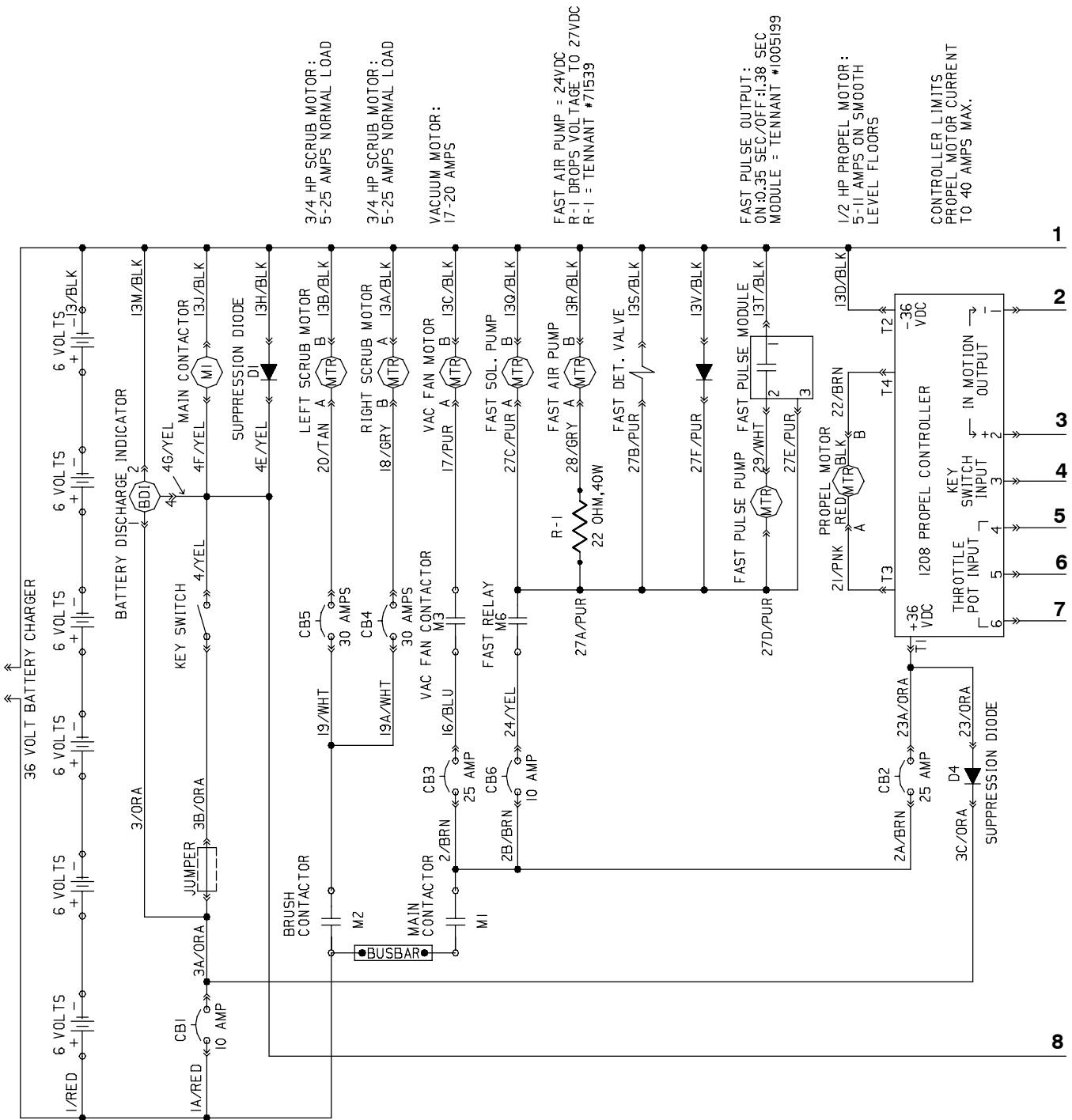
SCRUB HEAD LIFT ACTUATOR 4.2 AMPS FULL LOAD

3 SECOND DELAY - ON TIMER PREVENTS RECOVERY TANK SLOSH FROM TURNING OFF VAC FAN PREMATURELY

VACUUM FAN CONTACTOR TURNS ON WHEN SQUEEGEE IS LOWERED AND RECOVERY TANK IS NOT FULL

353412

Fig. 19 - Electrical Schematic (012930-)



3/4 HP SCRUB MOTOR:
5-25 AMPS NORMAL LOAD

3/4 HP SCRUB MOTOR:
5-25 AMPS NORMAL LOAD

VACUUM MOTOR:
17-20 AMPS

FAST AIR PUMP = 24VDC
R-1 DROPS VOLTAGE TO 27VDC
R-1 = TENNANT #71539

FAST PULSE OUTPUT:
ON 0.35 SEC/OFF 1.38 SEC.
MODULE = TENNANT #1005199

1/2 HP PROPEL MOTOR:
5-II AMPS ON SMOOTH
LEVEL FLOORS

CONTROLLER LIMITS
PROPEL MOTOR CURRENT
TO 40 AMPS MAX.

Fig. 20 - Wire Harness Group

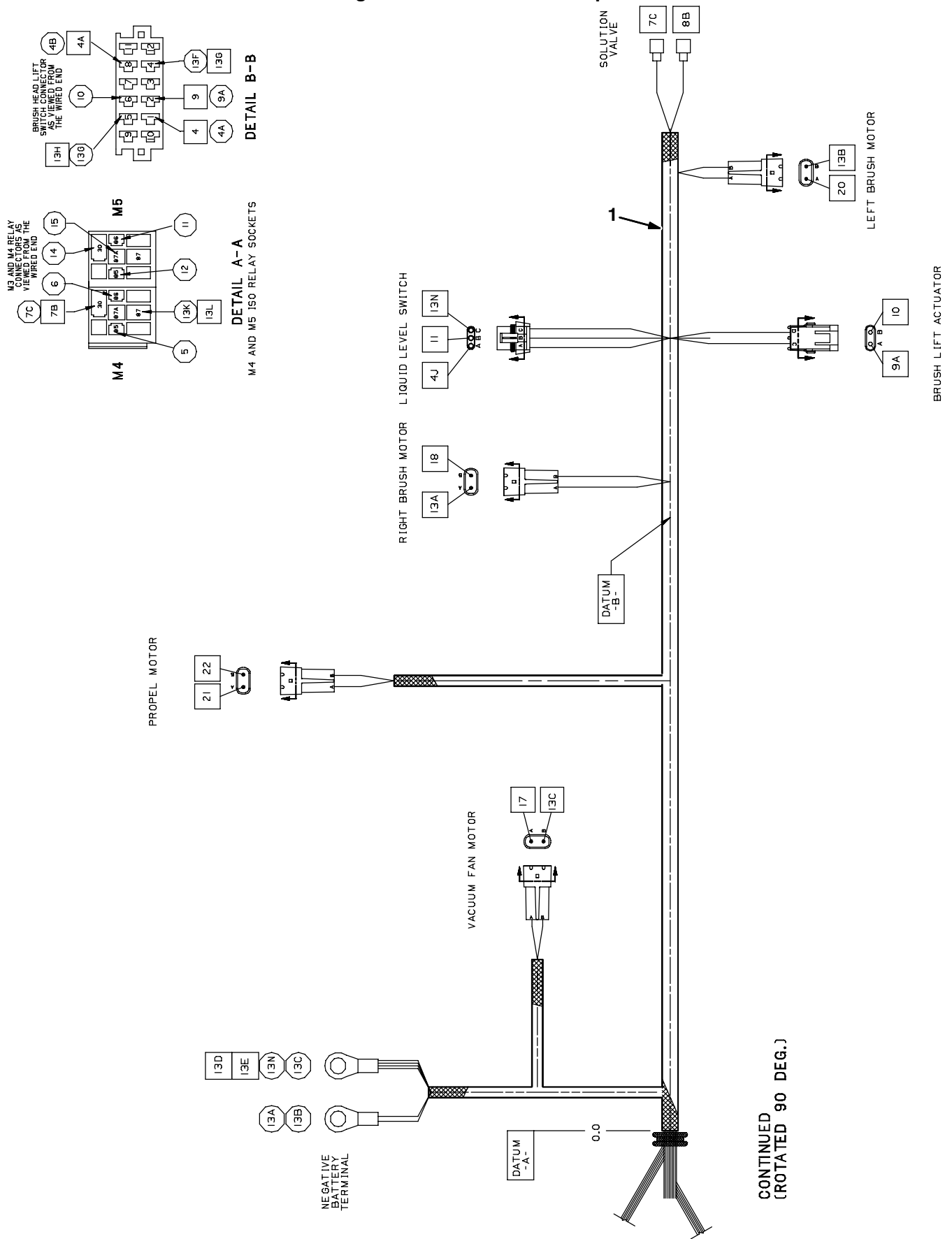


Fig. 20 - Wire Harness Group

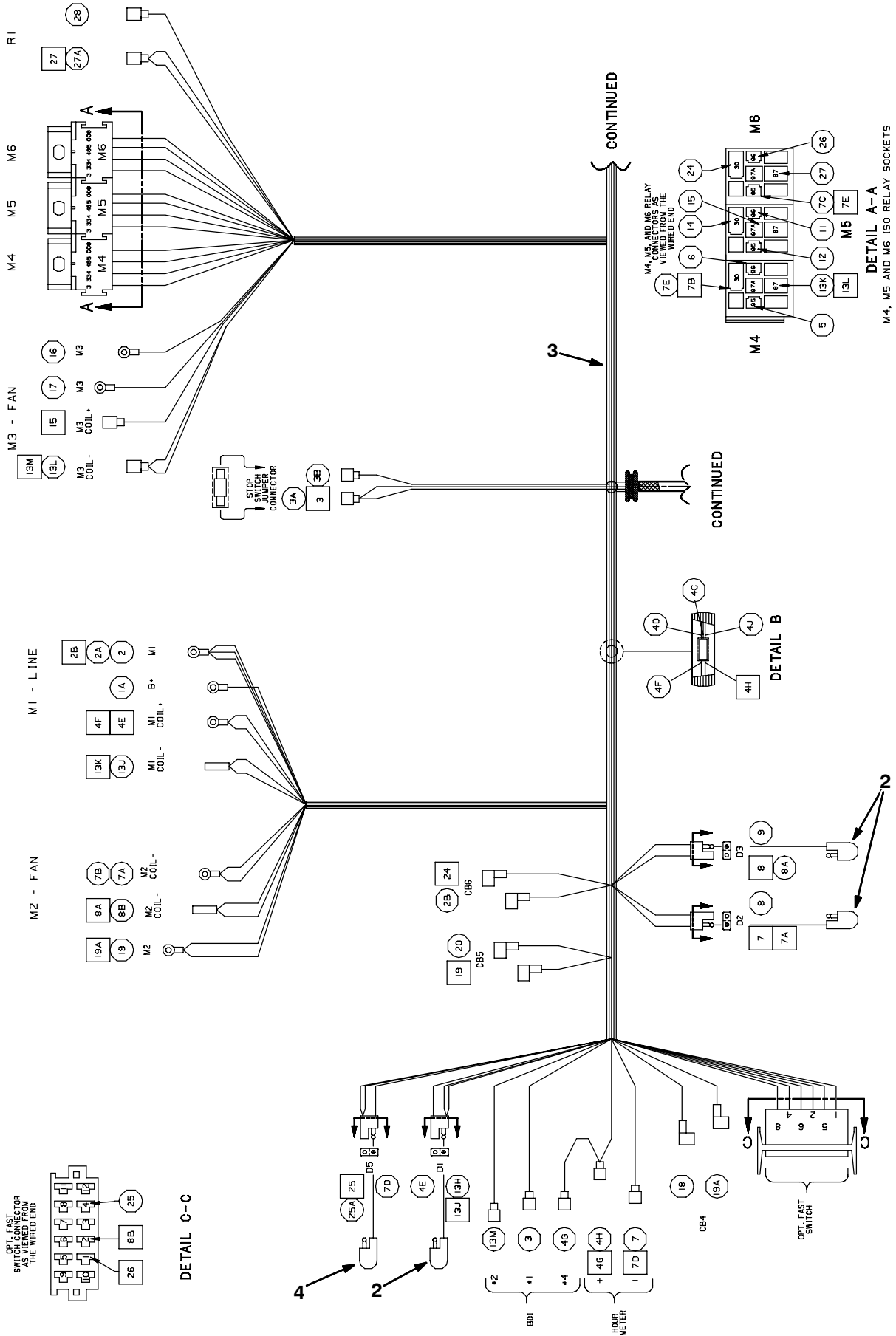


Fig. 20 - Wire Harness Group

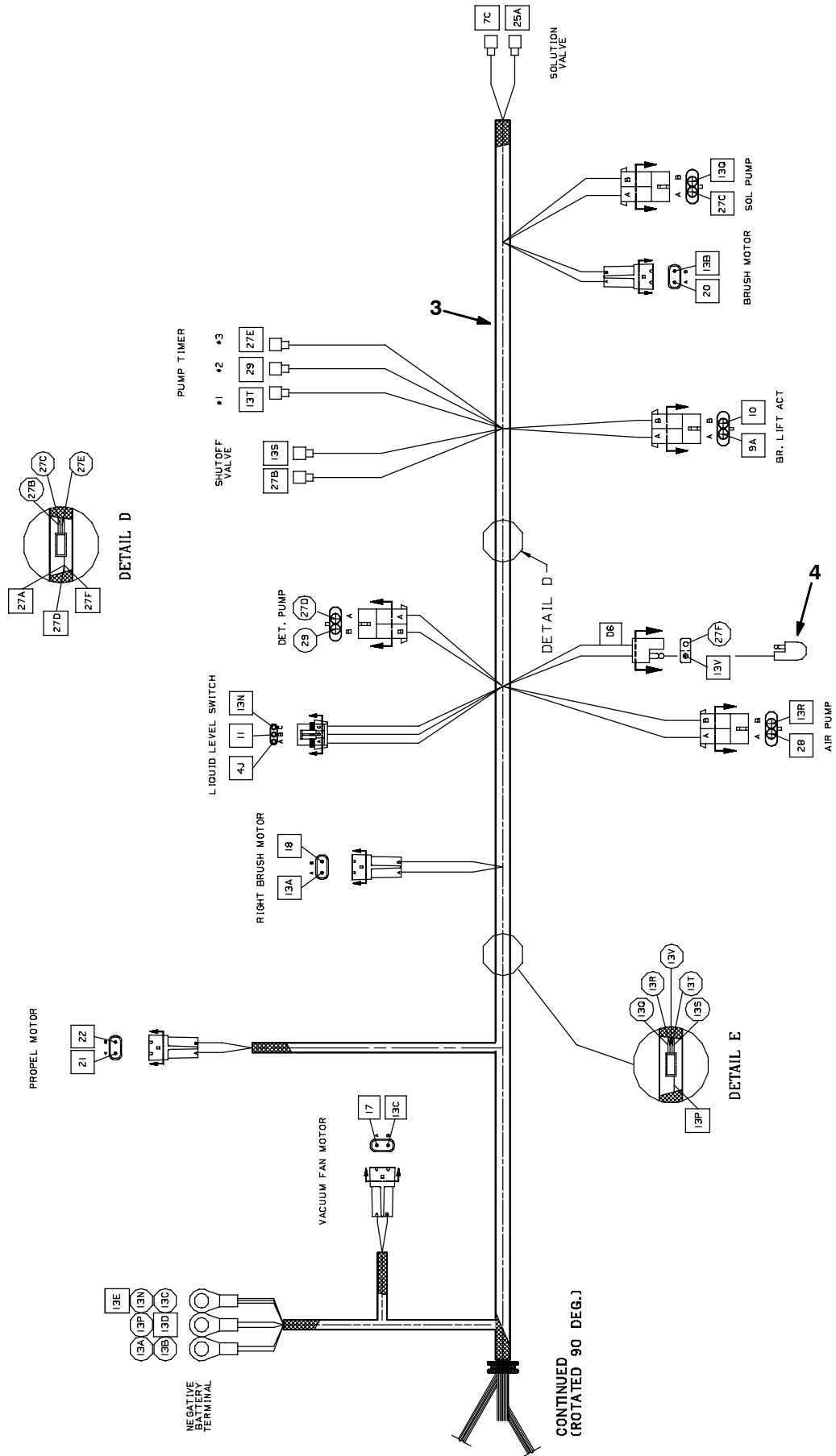


Fig. 20 - Wire Harness Group

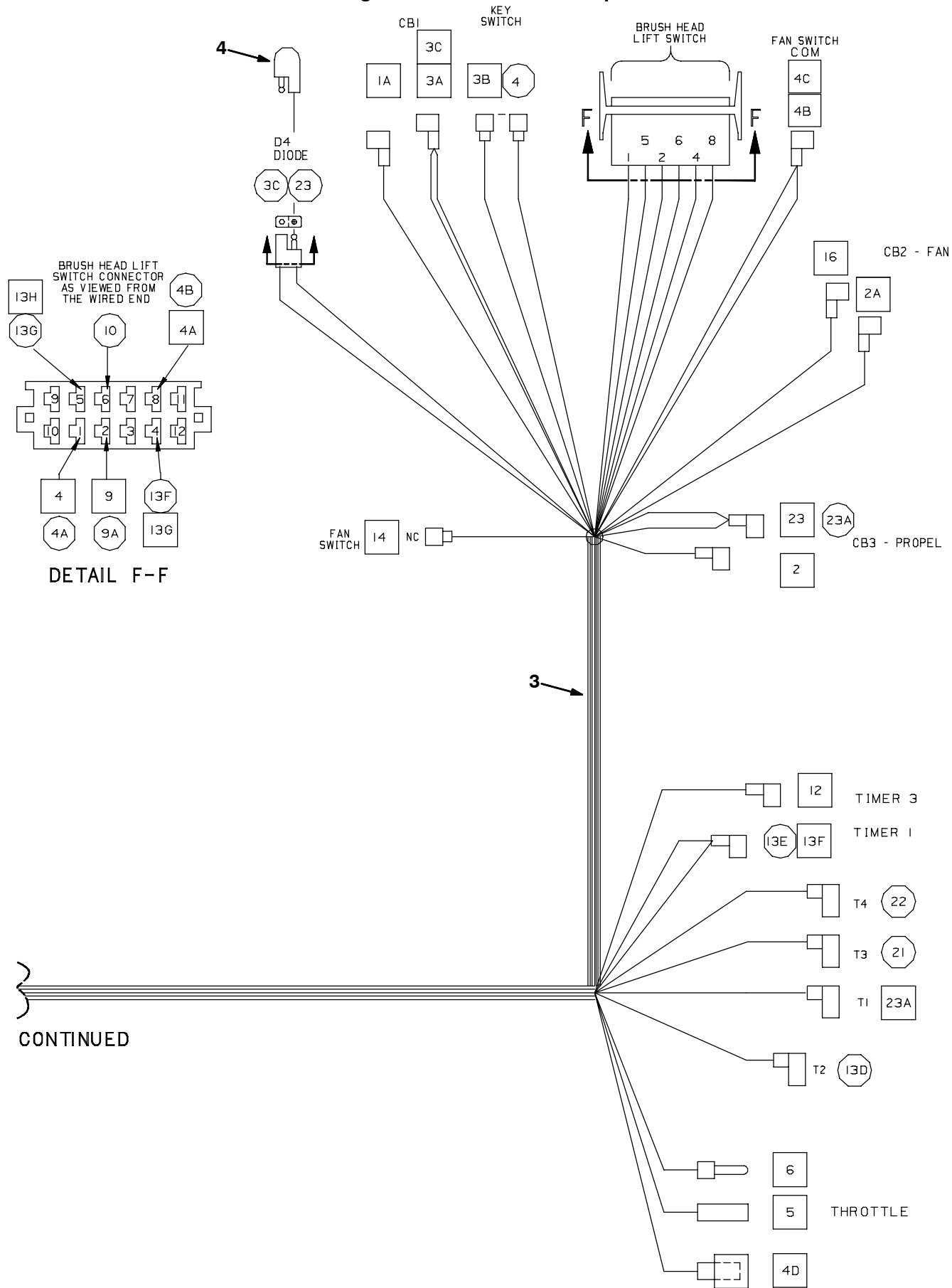
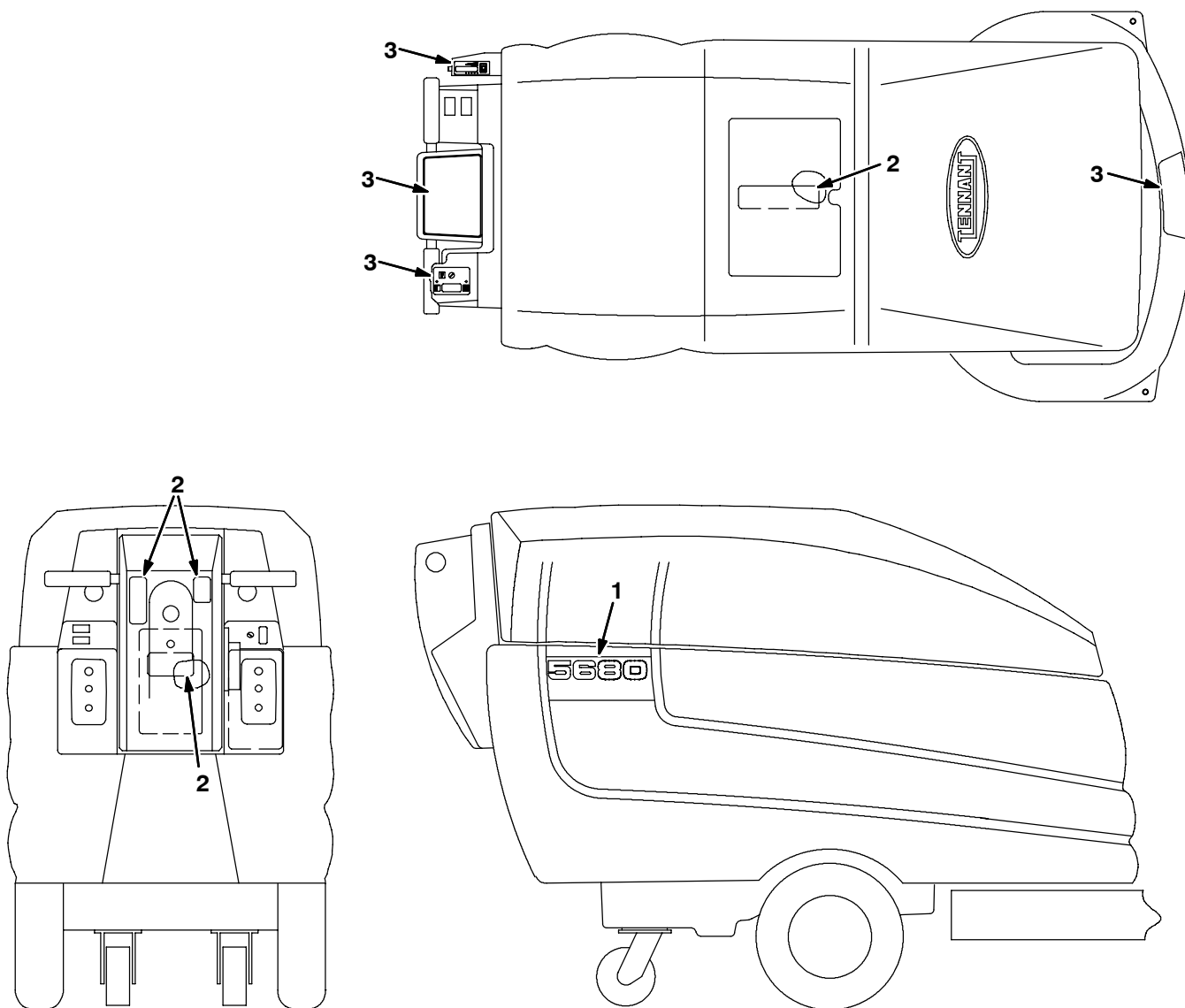


Fig. 20 - Wire Harness Group

Ref.	Part No,	Serial Number	Description	Qty.
1	397735	(000000-012929)	Harness, Main, [5680]	1
2	222290	(000000-	Diode, Elec, Plug	4
3	374221	(012930-	Harness, Main, [5680]	1
4	222290	(012930-	Diode, Elec, Plug (FaST)	2
	222666	(000000-	Clamp, Cable, Ribbon, 1.25w 0.25h Plstc	2

Fig. 21 - Label Group



353414 - JP

Ref.	Part No,	Serial Number	Description	Qty.
1	397758	(000000-) Label, Numerals, [5680]	2
2	222579	(000000-) Label Set, Info & Hzd 5700	1
3	397729	(000000-) Label Set, Oretnl, [5680]	1
	374000	(000000-) Label, [Caution, Battery] TJ	6

SECTION 3

Contents	Page
Fig. 1 - FaST Air Pump and Detergent Group (000000-015146)	3-2
Fig. 2 - FaST Air Pump and Detergent Group (015147-016745)	3-4
Fig. 3 - FaST Air Pump and Detergent Group (016746-)	3-6
Fig. 4 - FaST Solution Supply Group, Disk Scrub Head	3-8
Fig. 5 - FaST Solution Supply Group, Model 800C Scrub Head	3-10
Fig. 6 - FaST Foam Filter Group	3-12
Fig. 7 - FaST Solution Pump Group	3-14
Fig. 8 - FaST Operator Console Group	3-16
Fig. 9 - Scrub Head Drive Group, Model 800C, 800 mm (32 in)	3-18
Fig. 10 - Scrub Head Frame Group, Model 800C, 800 mm (32 in)	3-20
Fig. 11 - Heavy Duty Battery Kit, Wet, 335AH ..	3-22
Fig. 12 - Battery Charger Group	3-23
Fig. 13 - Documentation Group	3-24

Fig. 1 - FaST Air Pump and Detergent Group (000000-015146)

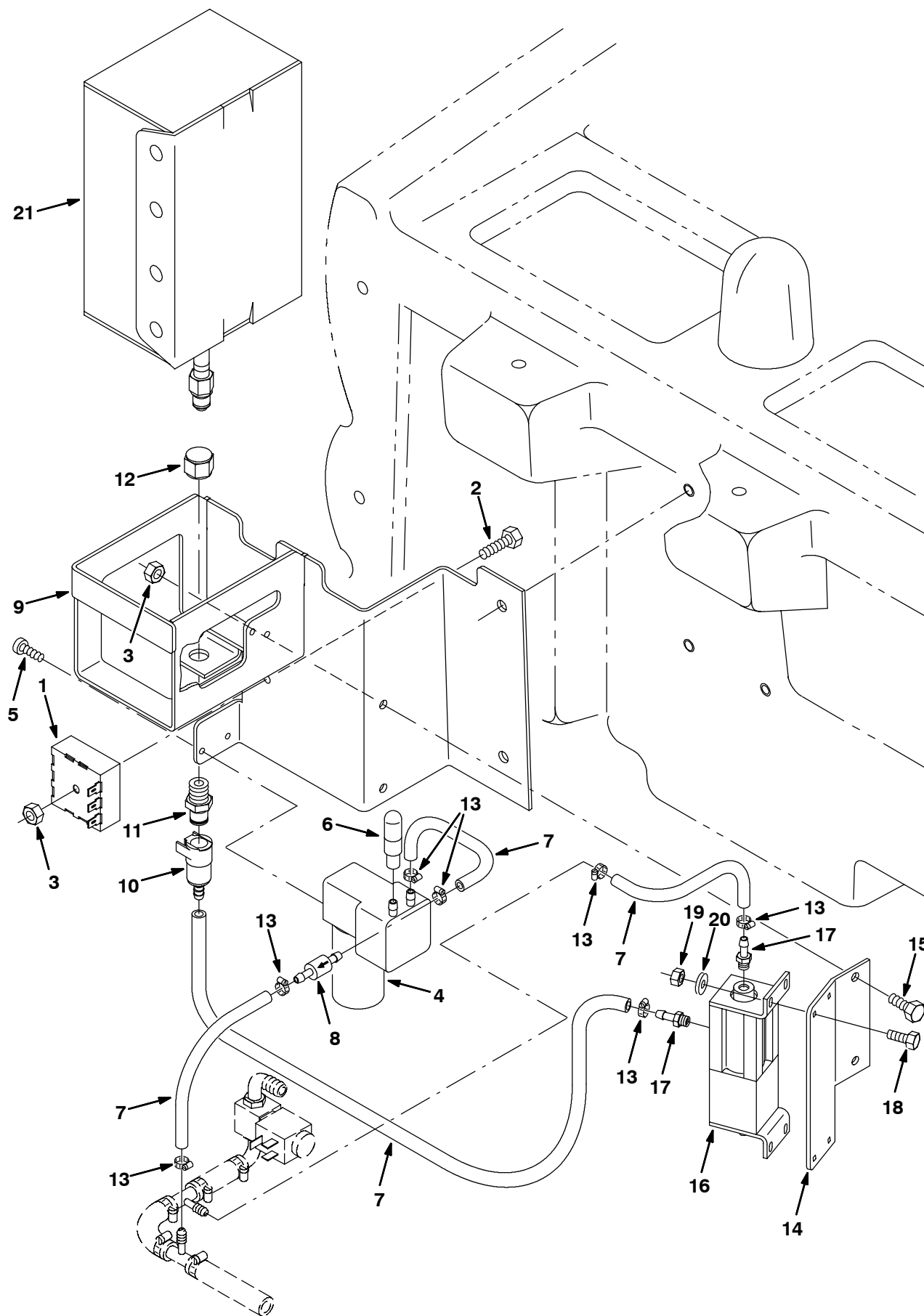


Fig. 1 - FaST Air Pump and Detergent Group (000000-015146)

Ref.	Part No.	Serial Number	Description	Qty.
	1	1028487	(000000-015146) Timer, 36vdc, Detgt [.35on/1.38off]	1
	2	06945	(000000-015146) Screw, Hex, M06 X 1.0 X 30, 8.8	1
	3	08708	(000000-015146) Nut, Hex, Lock, M06 X 1.0, NI	3
▽	4	1002344	(000000-015146) Pump, Air, Ele, 24vdc	1
▲		391449	(000000-015146) Kit, Repair, Diaphragm, Air Compressor	1
	5	49162	(000000-015146) Screw, Pan, #08-10 X 0.50, F/Plstc	2
	6	1005255	(000000-015146) Filter Assy, Air, Molded Ure	1
	7	1006420	(000000-015146) Hose, Afmkt Replmt, Clr, 0.19id 3Ft	1
	8	1005327	(000000-015146) Fitting, Plstc, Cvalve, Bm03/Bm03	1
	9	1002750	(000000-015146) Brkt Wldt, Box, Dtrgt	1
	10	1002898	(000000-015146) Coupling, Fem, W/ Valve, .25 Brb	1
	11	1002899	(000000-015146) Coupling, Mal, .25 Npt	1
	12	1005435	(000000-015146) Fitting, Plstc, Piep, Cap, Pf04	1
	13	43844	(000000-015146) Clamp, Hose, Wormdrive, 0.25-0.62d	7
	14	1006132	(000000-015146) Plate, Mtg, Pump	1
	15	08716	(000000-015146) Screw, Hex, M06 X 1.0 X 20, Ss	2
	16	9000548	(000000-015146) Pump Kit, Detgt, Replmt, [5680/5700]	1
	17	1005739	(000000-015146) Fitting, Plstc, Str, Bm03, 1/4-28, Kynar	2
	18	09206	(000000-015146) Screw, Hex, M04 X 0.7 X 12, 8.8	4
	19	42368	(000000-015146) Nut, Hex, Std, M04 X 0.7	4
	20	19065	(000000-015146) Washer, Flat, #08	4
	21	1017015	(000000-015146) Detergent Pkg, 2 Liter, Sgl, 365	-

Fig. 2 - FaST Air Pump and Detergent Group (015147-016745)

Ref.	Part No.	Serial Number	Description	Qty.	
1	1028487	(015147-016745)	Timer, 36vdc, Detgt [.35on/1.38off]	1	
2	06945	(015147-016745)	Screw, Hex, M06 X 1.0 X 30, 8.8	1	
3	08708	(015147-016745)	Nut, Hex, Lock, M06 X 1.0, NI	3	
▽	4	1008211	(015147-016745)	Pump, Air, Ele, 24vdc	1
▲	391449	(015147-016745)	Kit, Repair, Diaphragm, Air Compressor	1	
5	49162	(015147-016745)	Screw, Pan, #08-10 X 0.50, F/Plstc	2	
6	1005255	(015147-016745)	Filter Assy, Air, Molded Ure	1	
7	1014985	(015147-016745)	Hose, Afmkt, Pvc, Clr 0.25id 8ft	1	
8	1013902	(015147-016745)	Valve, Check, 2 Gpm 2 Psi Bm04/Bm04	1	
9	1008349	(015147-016745)	Brkt Wldt, Box, Dtrgt	1	
10	1002898	(015147-016745)	Coupling, Fem, W/ Valve, .25 Brb	1	
11	1002899	(015147-016745)	Coupling, Mal, .25 Npt	1	
12	1005435	(015147-016745)	Fitting, Plstc, Piep, Cap, Pf04	1	
13	613735	(015147-016745)	Clamp, Hose, Wire, .40 - .42	7	
14	1015042	(015147-016745)	Plate, Mtg, Detgt Pump	1	
15	08716	(015147-016745)	Screw, Hex, M06 X 1.0 X 20, Ss	2	
16	1014553	(015147-016745)	Pump, Detgt, [560s]	1	
17	1014082	(015147-016745)	Fitting, Brs, E90, Cf03/Pf02	2	
18	09206	(015147-016745)	Screw, Hex, M04 X 0.7 X 12, 8.8	4	
19	02850	(015147-016745)	Nut, Hex, Lock, M4 X 0.7, NI	2	
20	19065	(015147-016745)	Washer, Flat, #08	4	
21	1017015	(015147-016745)	Detergent Pkg, 2 Liter, Sgl, 365	-	
22	150525	(015147-016745)	Fitting, Brs, Str, Pm02/Bm04	2	

Fig. 3 - FaST Air Pump and Detergent Group (016746-)

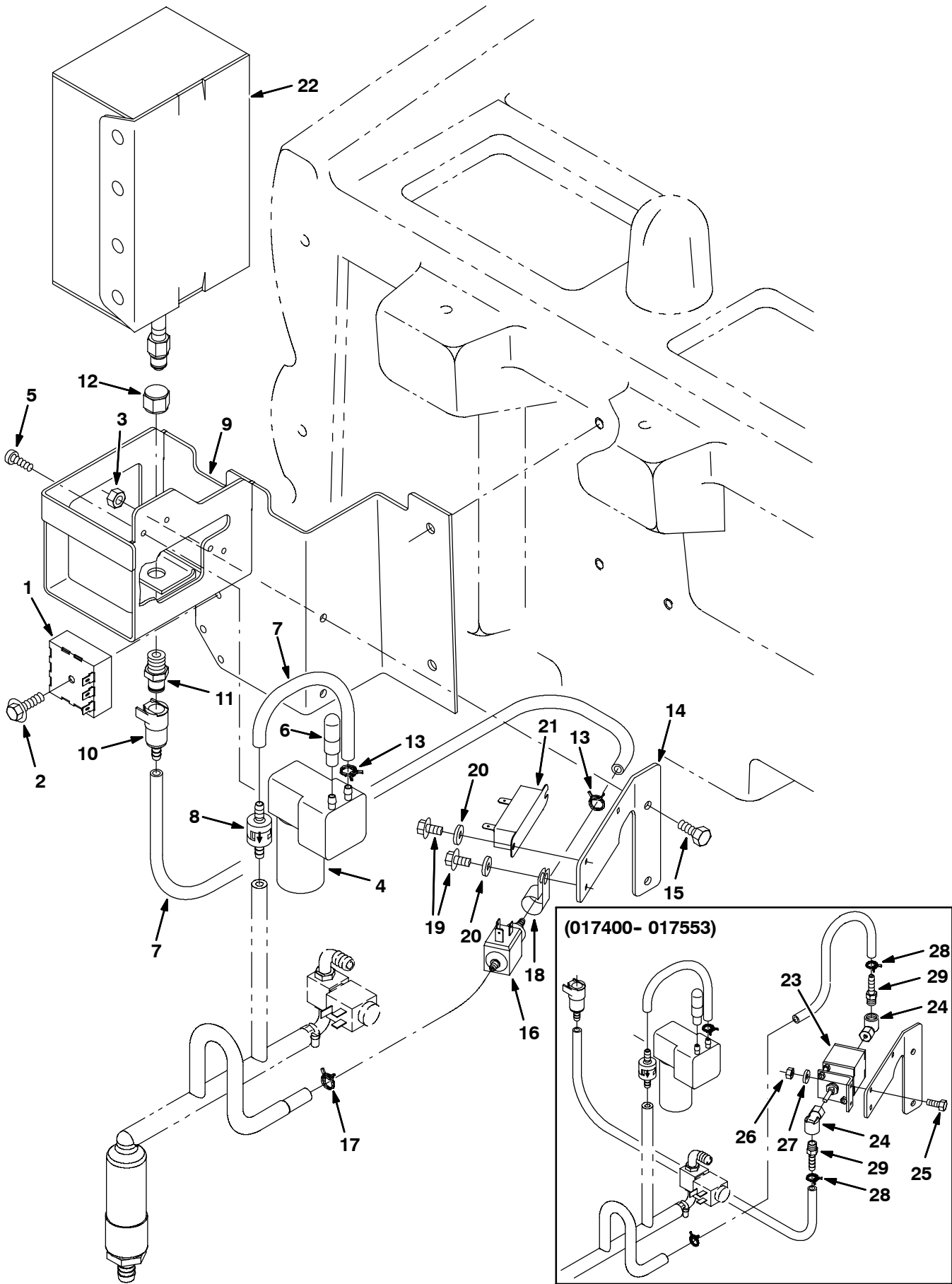


Fig. 3 - FaST Air Pump and Detergent Group (016746-)

Ref.	Part No.	Serial Number	Description	Qty.
	1	1028487	(016746-) Timer, 36vdc, Detgt [.35on/1.38off]	1
	2	222159	(016746-) Screw, Hex, M6 X 1.0 X 25, Fmg	1
	3	08708	(016746-) Nut, Hex, Lock, M06 X 1.0, NI	2
▽	4	1008211	(016746-) Pump, Air, Ele, 36vdc	1
▲		391449	(016746-) Kit, Repair, Diaphragm, Air Compressor	1
	5	49162	(016746-) Screw, Pan, #08-10 X 0.50, F/Plstc	2
	6	1005255	(016746-) Filter Assy, Air, Molded Ure	1
	7	1014985	(016746-) Hose, Afmkt, Pvc, Clr 0.25id 8ft	1
	8	1013902	(016746-) Valve, Check, 2 Gpm 2 Psi Bm04/Bm04	1
	9	1008349	(016746-) Brkt Wldt, Box, Dtrgt	1
	10	1002898	(016746-) Coupling, Fem, W/ Valve, .25 Brb	1
	11	1002899	(016746-) Coupling, Mal, .25 Npt	1
	12	1005435	(016746-) Fitting, Plstc, Piep, Cap, Pf04	1
	13	613735	(016746-) Clamp, Hose, Wire, .40 - .42	2
	14	1015042	(016746-) Plate, Mtg, Detgt Pump	1
	15	08716	(016746-) Screw, Hex, M06 X 1.0 X 20, Ss	2
	16	1005413	(016746-) Pump, Detgt, [560s]	1
	17	1031375	(016746-) Clamp, Hose, Wir, .29 - .31 [Dbl Wire]	1
	18	67767	(016746-) Clamp, Cable, Stl, 0.69d X 0.62w, 1h	1
	19	16944	(016746-) Screw, Hex, M4 X 0.7 X 10, Fmg	3
	20	19065	(016746-) Washer, Flat, #08	3
	21	1020542	(016746-) Resistor, 011.00ohm, 40watt	1
	22	1017015	(016746-) Detergent Pkg, 2 Liter, Sgl, 365	-
	22	1017022	(016746-) Detergent Pkg, 2 Liter, Sgl, 665	-
	22	9002021	(016746-) Detergent, 2 Liter [Fast 965]	-
	23	1014553	(017400-017553) Pump, Detgt, [560s]	1
	24	1014082	(017400-017553) Fitting, Brs, E90, Cf03/Pf02	2
	25	09206	(017400-017553) Screw, Hex, M04 X 0.7 X 12, 8.8	2
	26	02850	(017400-017553) Nut, Hex, Lock, M4 X 0.7, NI	2
	27	19065	(017400-017553) Washer, Flat, #08	2
	28	613735	(017400-017553) Clamp, Hose, Wire, .40 - .42	2
	29	150525	(017400-017553) Fitting, Brs, Str, Pm02/Bm04	2

Fig. 4 - FaST Solution Supply Group, Disk Scrub Head

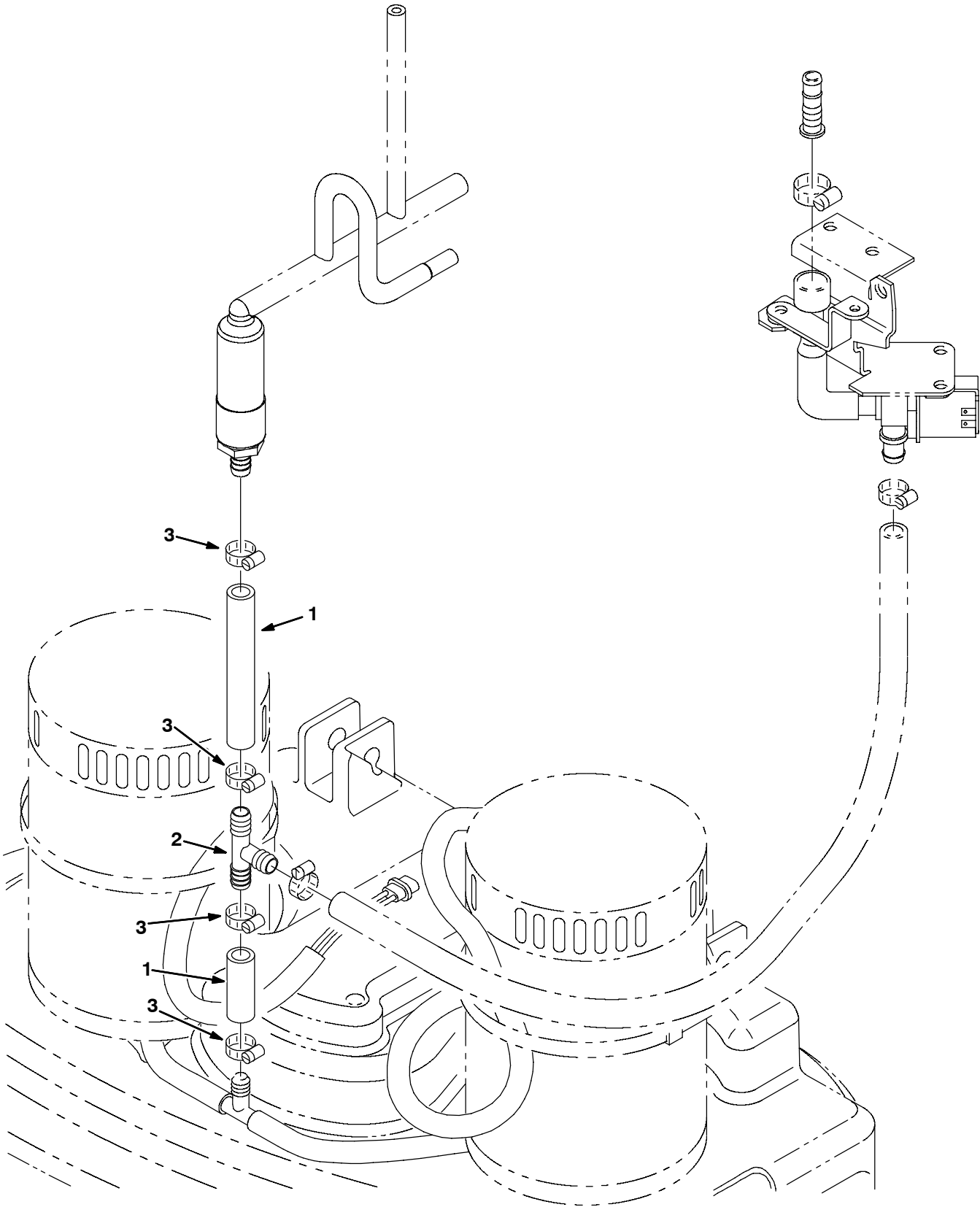


Fig. 4 - FaST Solution Supply Group, Disk Scrub Head

Ref.	Part No.	Serial Number	Description	Qty.
1	1006401	(000000-) Hose, Afmkt, Replmt, Brd, 0.50ld 3Ft	1
2	63245-1	(000000-) Fitting, Plstc, Tee, Bm08/Bm08/Bm08	1
3	54333	(000000-) Clamp, Hose, Wormdrive, 0.31-0.88D	4

Fig. 5 - FaST Solution Supply Group, Model 800C Scrub Head

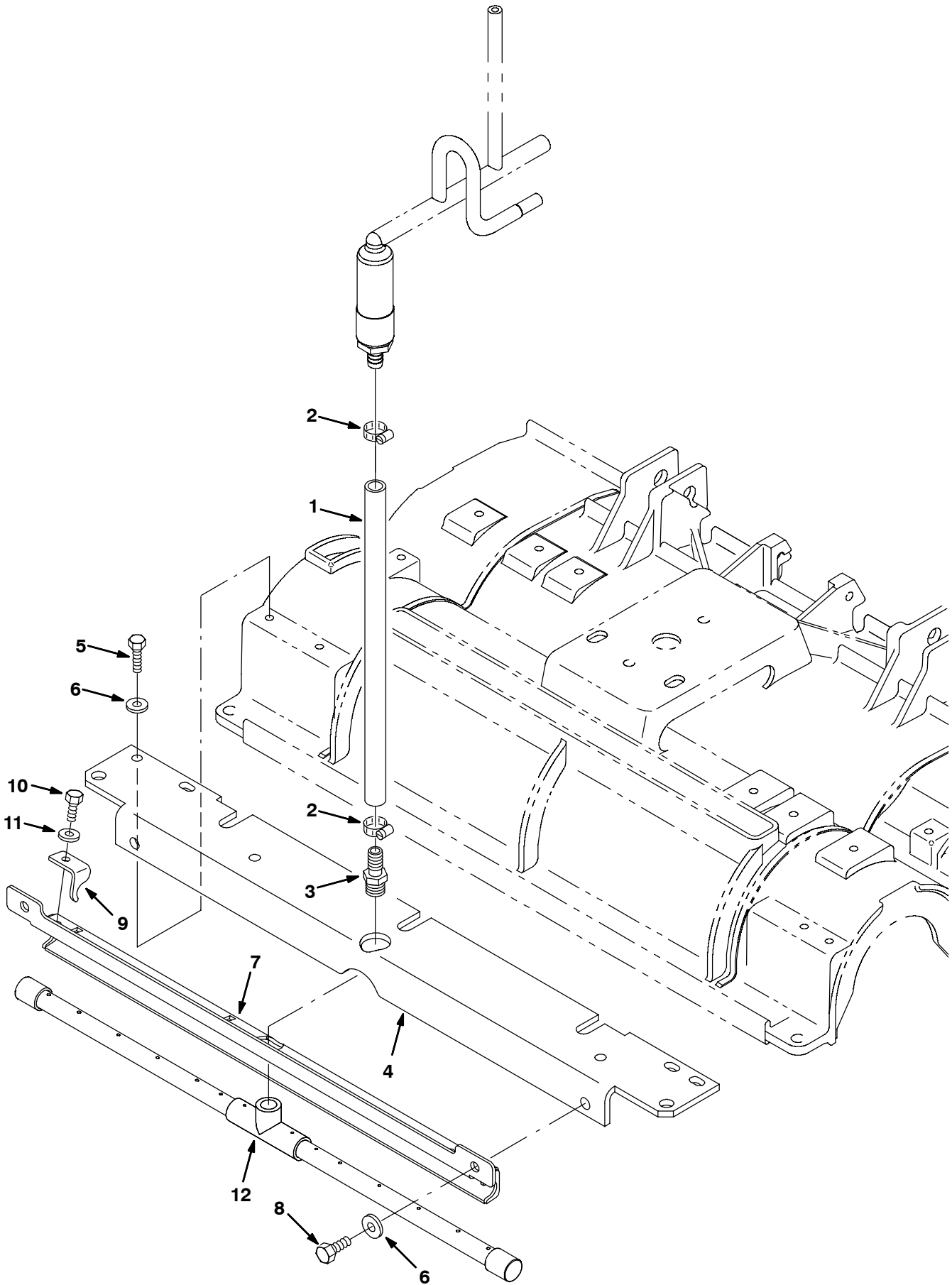


Fig. 5 - FaST Solution Supply Group, Model 800C Scrub Head

Ref.	Part No.	Serial Number	Description	Qty.
1	1006401	(000000-) Hose, Afmkt, Replmt, Brd, 0.50ld 3Ft	1
2	54333	(000000-) Clamp, Hose, Wormdrive, 0.31-0.88d, .31w	2
3	64743	(000000-) Fitting, Plstc, Str, Bm08/Pm06	1
4	1019440	(000000-) Angle, Head, Cyl, 800mm	1
5	76099	(000000-) Screw, Hex, M8 X 1.25 X 25, Fmg	4
6	01685	(000000-) Washer, Flat, 0.31 Ss	6
7	1014957	(000000-) Bracket Wldt, Bar, Spray, 800mm	1
8	12273	(000000-) Screw, Hex, M8 X 1.25 X 20, Ss, NI	2
9	1014673	(000000-) Bracket, Bar, Spray	3
10	11635	(000000-) Screw, Hex, M6 X 1.0 X 12, Ss, NI	3
11	01684	(000000-) Washer, Flat, 0.25 Ss	3
12	1013079	(000000-) Tube Assy, Spray, Cyl, 800mm	1

Fig. 6 - FaST Foam Filter Group

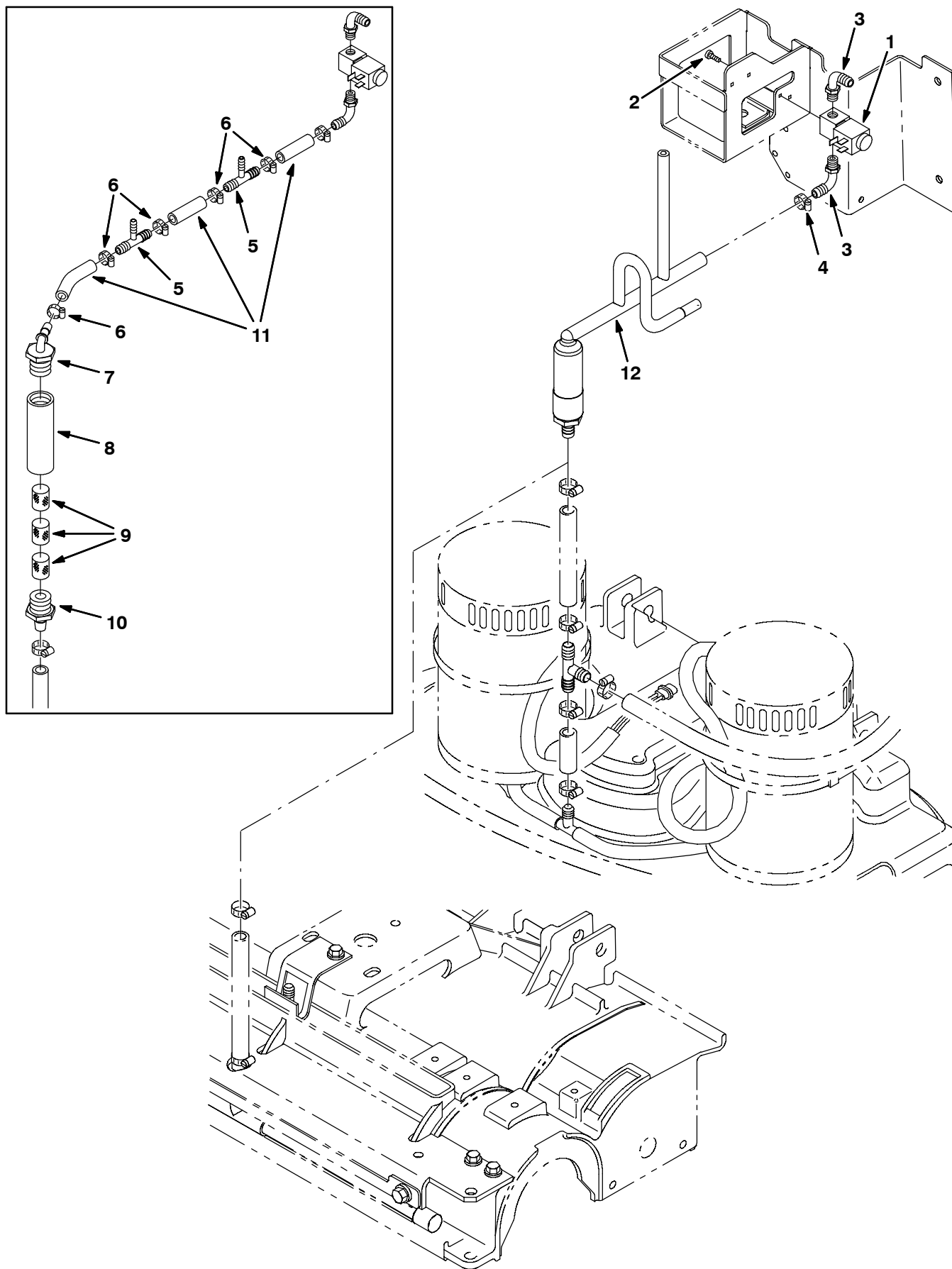


Fig. 6 - FaST Foam Filter Group

Ref.	Part No.	Serial Number	Description	Qty.
1	1028578	(000000-) Valve, Water, Solenoid, 36vdc Pf02	1
2	49162	(000000-) Screw, Pan, #08-10 X 0.50, F/Plstc	2
3	1005564	(000000-) Fitting, Plstc, E90, Bm06/Pm02, Nyl	2
4	43844	(000000-) Clamp, Hose, Wormdrive, 0.25-0.62D, .31W	1
5	61456	(000000-015146) Fitting, Plstc, Tee, Bm06/Bm03/Bm06	2
5	50895	(015147-016745) Fitting, Plstc, Tee, Bm06/Bm04/Bm06	2
6	43844	(000000-016745) Clamp, Hose, Wormdrive, 0.25-0.62d	5
7	79484	(000000-016745) Fitting, Plstc, E90, Bm06/Pm12, Nyl	1
8	1005086	(000000-016745) Tube, Plastic, 25mm Id	1
9	1002789	(000000-016745) Filter, Foam	3
10	79273-1	(000000-016745) Fitting, Plstc, Str, Bm08/Pm12	1
11	1006400	(000000-016745) Hose, Afmkt Replmt, Brd, 0.38id 3Ft	1
12	1020364	(0016746-) Manifold	1

Fig. 7 - FaST Solution Pump Group

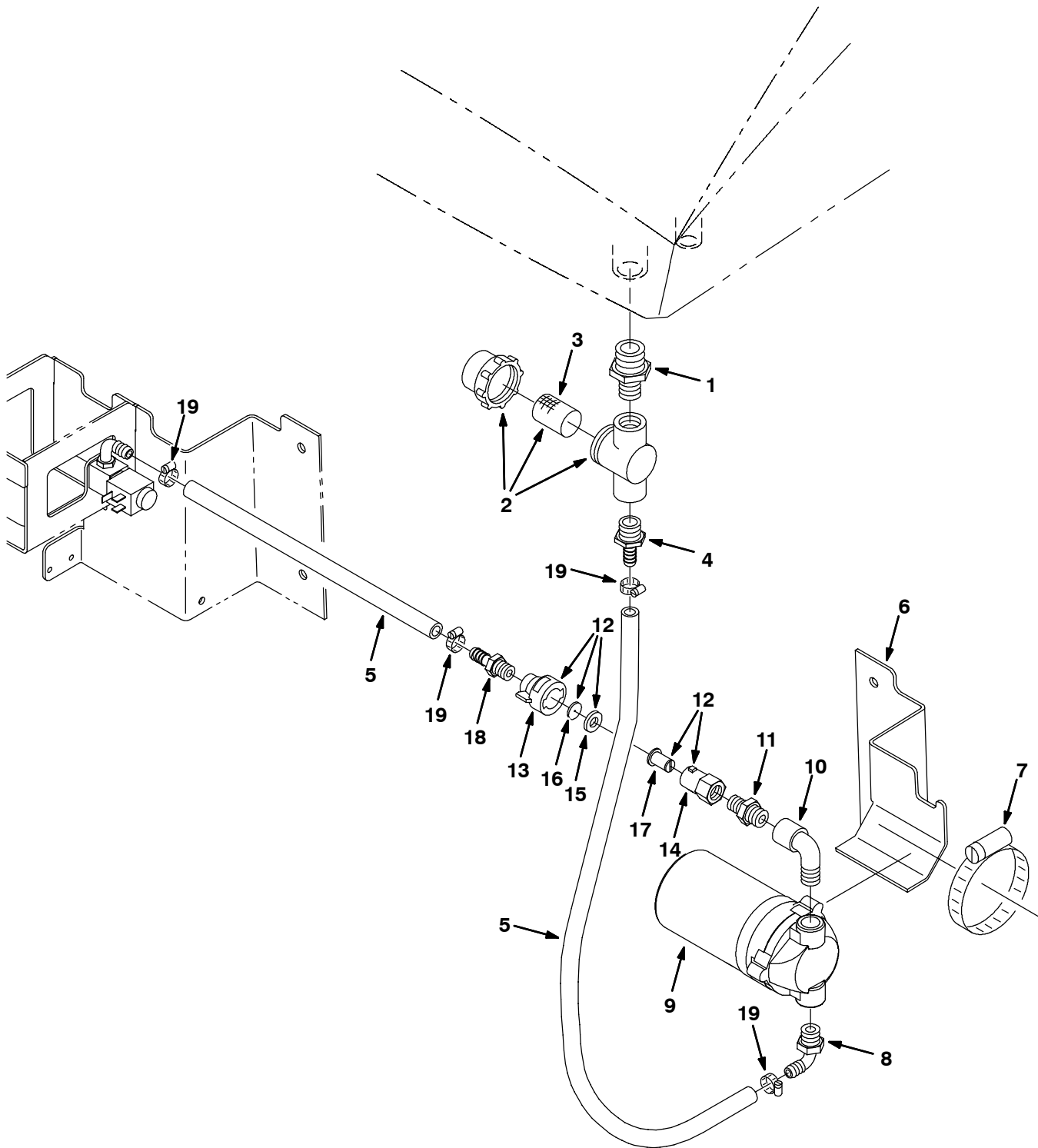


Fig. 7 - FaST Solution Pump Group

Ref.	Part No.	Serial Number	Description	Qty.
	1	1005218	(000000-) Fitting, Plstc, Str, Pm08/Pm12	1
▽	2	1005388	(000000-) Filter, Inline, Pf08/Pf08, 80 Mesh	1
▲	3	1005304	(000000-) Screen, Filter, 80 Mesh	1
	4	79273	(000000-) Fitting, Plstc, Str, Bm06/Pm08	1
	5	1006400	(000000-) Hose, Afmkt Replmt, Brd, 0.38id 3Ft	1
	6	1002603	(000000-) Brkt, Pump, Solution	1
	7	43555	(000000-) Clamp, Hose, Wormdrive, 1.62-3.50d	1
	8	1005630	(000000-) Fitting, Plstc, E90, Bm06/Pm06, Nyl	1
▽	9	1005866	(000000-) Pump, Solution, Ele, 36vdc	1
▲		391433	(000000-) Head, Pump, Kit	1
	10	1005318	(000000-) Fitting, Plstc, E90, Pf06/Pm06, Nyl	1
	11	1005219	(000000-) Fitting, Plstc, Str, Pm04/Pm06	1
▽	12	1005522	(000000-) Fitting, Plstc, Cap Assy, 0.040b, Pf04	1
▲	13	1005506	(000000-) Fitting, Plstc, Cap, Spray, Pf04	1
▲	14	1005507	(000000-) Fitting, Plstc, Body, Spray, Pf04	1
▲	15	1005508	(000000-) Washer, 0.34b 0.75d 0.12, Epdm	1
▲	16	1005510	(000000-) Plate, Orifice, 0.040id	1
▲	17	1006447	(000000-) Screen, 50 Mesh, Ss	1
	18	49186	(000000-) Fitting, Plstc, Str, Bm06/Pm04	1
	19	43844	(000000-) Clamp, Hose, Wormdrive, 0.25-0.62d	4

Fig. 8 - FaST Operator Console Group

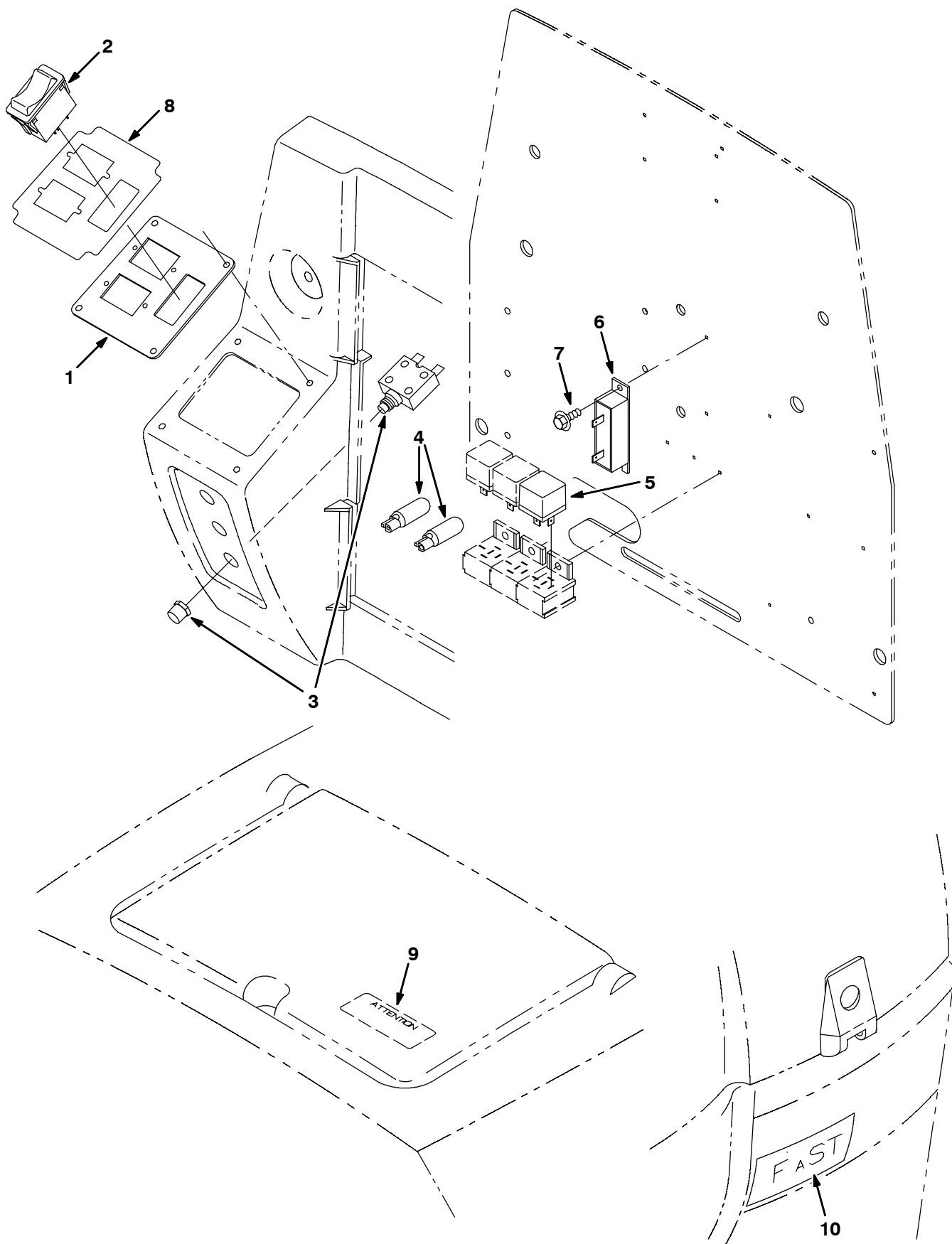


Fig. 8 - FaST Operator Console Group

Ref.	Part No.	Serial Number	Description	Qty.
1	1002326	(000000-) Plate, Ele, Cover	1
2	397889	(000000-) Switch, Rocker, 36vdc 05a Dpst On/N/On	1
3	383721	(000000-) Circuitbreaker, 10.0a	1
4	222290	(000000-) Diode, Ele, Plug	2
5	398526	(000000-) Relay, 36vdc, 05a, Spdt N/O	1
6	71539	(000000-) Resistor, 022.00ohm, 40watt	1
7	16944	(000000-) Screw, Hex, M04 X 0.7 X 10, Fmg	2
▽	1005425	(000000-) Label Set, Fast [5680]	1
▲	8 1005335	(000000-) Label, Switch, Fast [5680]	1
9	391451	(000000-) Label, Attention, Fast	1
10	1005416	(000000-) Label, Fast [5680]	2

Fig. 9 - Scrub Head Drive Group, Model 800C, 800 mm (32 in)

NOTE: Scrub Head Kit, Tennant Part Number 9002723, includes Fig. 9, and Fig. 10.

Ref.	Part No.	Serial Number	Description	Qty.
1	375175AM	(000000-) Motor Assy, Ele, 36V, 0.75Hp, 1700Rpm (See Breakdowns)	2
2	223564	(000000-) Bracket, Mounting, Motor	2
3	375195	(000000-) Sprocket, Drive	2
4	08713	(000000-) Nut-Hxlocnyln M 8X1.25 Reg Ss	4
5	377505	(000000-) Belt, Replmt, Brush Drive, F/222201	2
▽	222751	(000000-) Plug Drive Assy	2
▲	6 222176	(000000-) Shaft, Drive Plug	1
▲	7 377333	(000000-) Plug, Drive, Brush, [48 Tooth - Gt/2]	1
▲	8 41360AM	(000000-) Bearing-Ball,0.59B 1.26D 0.35W	2
▲	9 01516	(000000-) Ring,Retain,Ex,0.59Od,Basic	1
▽	374082	(000000-) Door Assy, Brush	2
▲	10 369460	(000000-) Door, Brush	1
▲▽	222752	(000000-) Plug Idler Assy	1
▲▲	11 222177	(000000-) Shaft, Idler Plug	1
▲▲	12 222184	(000000-) Pin, Roll	1
▲▲	13 379202	(000000-) Plug, Brush	1
▲▲	14 01516	(000000-) Ring,Retain,Ex,0.59Od,Basic	1
▲	15 222180	(000000-) Skirt, Scrub Head	1
▲	16 08713	(000000-) Nut-Hxlocnylon M 8X1.25 Reg Ss	2
▲	17 222182	(000000-) Bar, Support	1
▲	18 74077	(000000-) Scr-Flt M8 X 1.25 25 Ss	2
▲	19 390996	(000000-) Scr-Flt M10 X 1.5 20, Ss NI	1
	20 07810	(000000-) Scr Flt M8 x 1.25 25	4
	21 44961	(000000-) Tie, Cable 4.00D Max 14.50 Lg	2
	22 01684	(000000-) Washer Flt .25 Ss	4
	23 74077	(000000-) Screw, Flat,M 8X1.25 Ss	2
	24 09740	(000000-) Scr Hexssm 8X1.25	2
	25 01685	(000000-) Washer, Flat, 0.38b 0.88d .08, Ss	6
	26 222209	(000000-) Spring, Door	2
	27 222818	(000000-) Scr-Set 8-32 X .25 Nylon Loc	4
	28 223568	(000000-) Skirt, Deflector	2
	29 223566	(000000-) Bracket, Shield	2
	30 223569	(000000-) Gasket, Shield	2
	31 223563	(000000-) Shield, Belt	2
15675	32 15678	(000000-) Screw, Hex, M06 X 1.0 X 16, Ss M08	4
	33 223560	(000000-) Guard, Belt, Rh	1
	34 223561	(000000-) Guard, Belt, Lh	1
	35 76099	(000000-) Scr-Hxfmg M8 X 1.25 25	4
	36 222180	(000000-) Skirt, Scrub Head	2
	37 222182	(000000-) Bar, Support	2
	38 222820	(000000-) Seal, Ring	2
	39 06942	(000000-) Screw, Hex, M06-1.0 X 16	4
	40 1010506	(000000-) Tool, Removal, Shaft, F/ 222176	1
	41 1025065	(000000-) Harness, Motor, Brush	1

Fig. 10 - Scrub Head Frame Group, Model 800C, 800 mm (32 in)

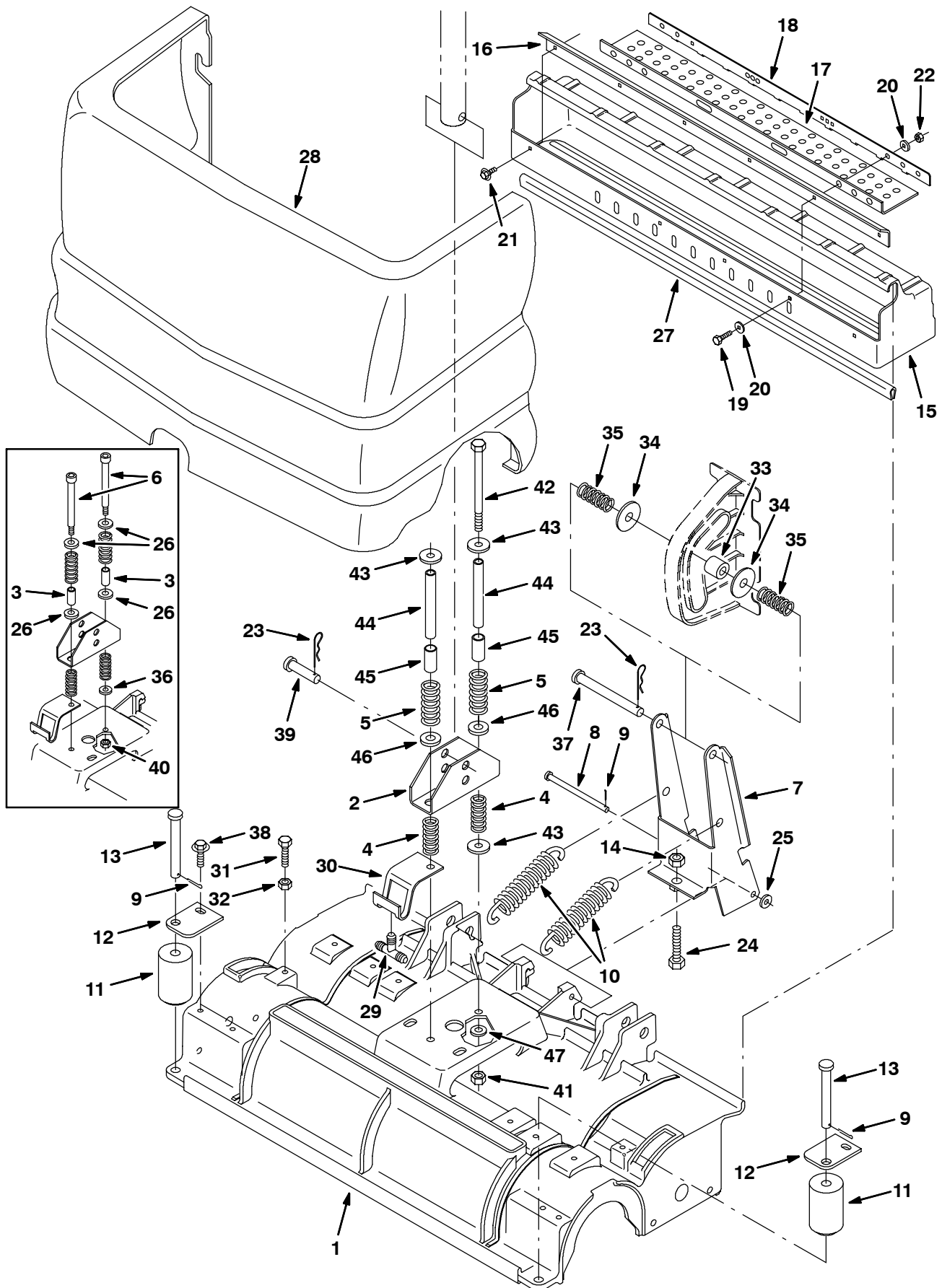
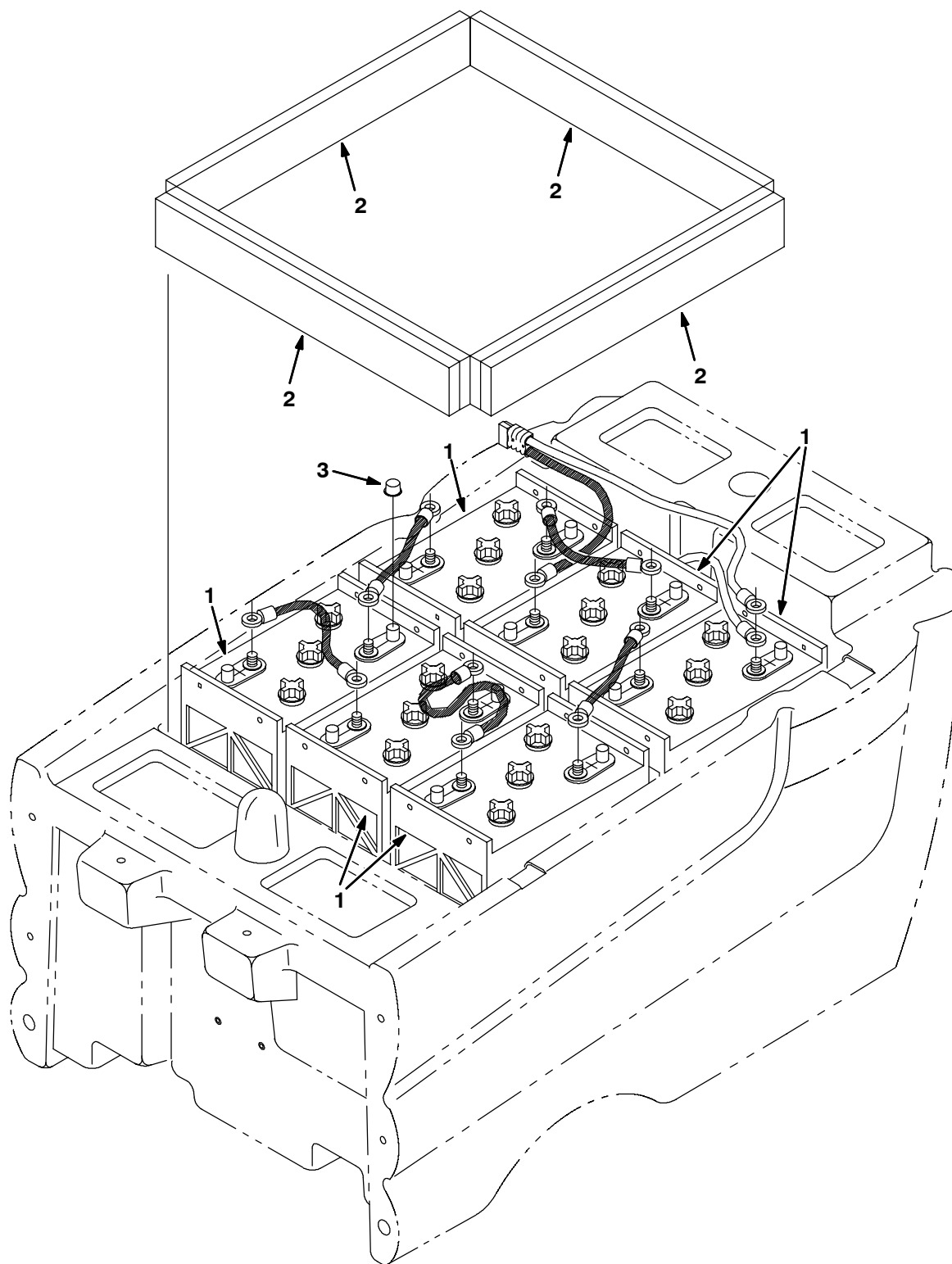


Fig. 10 - Scrub Head Frame Group, Model 800C, 800 mm (32 in)

NOTE: Scrub Head Kit, Tennant Part Number 9002723, includes Fig. 9, and Fig. 10.

Ref.	Part No.	Serial Number	Description	Qty.	
1	1022253	(000000-	Housing, Cyl, Mach, 800mm	1	
2	1012088	(000000-	Bracket, Mtg, Spring	1	
3	50682	(000000-018647	Sleeve, .500B .62D1.31 Stl	2	
4	63185	(000000-	Spring,Comp,.84Odx.10Wire 2.0L	2	
5	45261	(000000-	Sprng,Comp,0.74ldx.11Wire 2.5L	2	
6	9002024	(000000-018647	Bolt Kit, Shld, F/ 45960, Replmt	1	
7	222838	(000000-	Bracket, Pivot	1	
8	222207	(000000-	Pin, Clevis, 0.31Dia X4.5Lg	1	
9	08346	(000000-	Pin, Cotter .125X0.75	3	
10	222363	(000000-	Spring, Tension	2	
11	222178	(000000-	Roller, Bumper	2	
12	222179	(000000-	Bracket, Mounting, Roller	2	
13	222196	(000000-	Pin, Roller	2	
14	39312	(000000-	Nut, Hex, Std, M10 X 1.5	1	
▽	222825	(000000-	Debris Tray Kit, 32 in	1	
▲	15	391330	(000000-	Tray, Debris, 32	1
▲	16	222204	(000000-	Lip, Debris Tray, 32"	1
▲	17	222669	(000000-	Skirt, Debris Tray	1
▲	18	222670	(000000-	Strip, Debris Tray	1
▲	19	09007	(000000-	Scr-Hexssm6X1.0 25	4
▲	20	01684	(000000-	Washer Flt .25 Ss	8
▲	21	74455	(000000-	Scr-Hxfmg M6 X 1.0 20	2
▲	22	08708	(000000-	Nut, Hex, Lock, M6 X 1.0, NI	4
	23	02942	(000000-	Pin, Cotter, Hair, 0.62d .120 Wi	2
	24	05720	(000000-	Scr-Hexssm10X1.5 40 Full Thd	1
	25	01685	(000000-	Washer, Flat, 0.38b 0.88d .08, Ss	1
	26	32486	(000000-018647	Washer, Flat, 0.50 Sae	4
	27	374006	(000000-	Channel	1
	28	397794	(000000-	Cover, Front, Trim, [5700 Cyl]	1
	29	222536	(000000-	Fitting-Plastic Tee 06Bm/06Bm/	1
	30	222523	(000000-	Bracket, Hose Guide	1
	31	09023	(000000-	Screw, Hex, M08 X 1.25 X 35, Ss	2
	32	08713	(000000-	Nut, Hex, Lock, M08 X 1.25, NI, Ss	2
	33	374162	(000000-	Roller, Rwk	1
	34	51564	(000000-	Washer, 0.53b 1.75d .12, Stl, PI	2
	35	397255	(000000-	Spring, Cmpr, 0.85od .08wir 2.0l	2
	36	01685	(000000-018647	Washer, Flat, 0.38b 0.88d .08, Ss	1
	37	222197	(000000-	Pin, Clevis 0.50 Dia X 4.75Lg	1
	38	76099	(000000-	Screw, Hex, M8 X 1.25 X 25, Fmg	2
	39	51534	(000000-	Pin, Clevis, 0.50 D X 2.00l	1
	40	36643	(000000-018647	Nut, Hex, Lock, .38-16, NI, Thin	2
	41	59156	(018648-	Nut, Hex, Lock, .38-16, NI, Ss	2
	42	20178	(018648-	Screw, Hex, .38-16 X 5.50, 5	2
	43	32662	(018648-	Washer, Flat, 0.38b 1.22d .06, Ss	3
	44	1029426	(018648-	Tube, Rnd, 0.50d 0.40b 04.3l, Ss	2
	45	140148	(018648-	Sleeve, P/M, 0.50b 0.63d 1.4l, Stl PI	2
	46	32486	(018648-	Washer, Flat, 0.50 Sae	2
	47	01685	(018648-	Washer, Flat, 0.38b 0.88d .08, Ss	2


Fig. 11 - Heavy Duty Battery Kit, Wet, 335AH



353415

Ref.	Part No.	Serial Number	Description	Qty.
▽	222777	(000000-) Battery Kit 36V 335Ah Wet	1
▲	1 222846	(000000-) Battery, 06Vdc 335 Ah Wet	6
▲	2 222473	(000000-) Spacer, Battery .62X1.5X21.0	6
▲	3 223641	(000000-) Cap, Battery	6

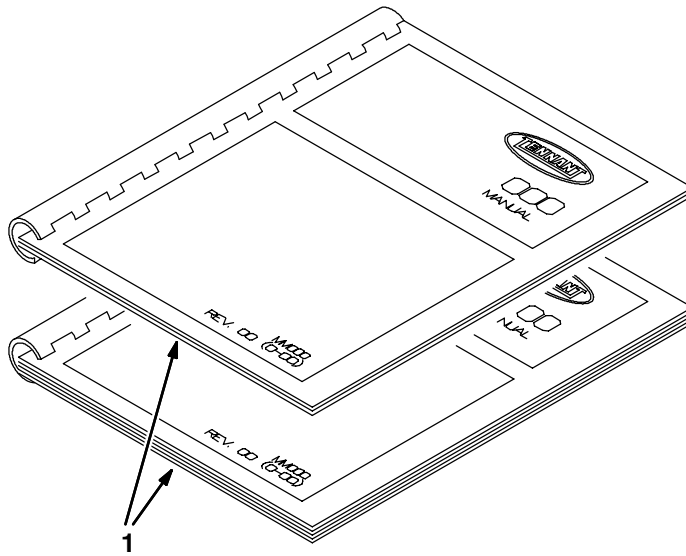
Fig. 12 - Battery Charger Group



354318 - JP

Ref.	Part No.	Serial Number	Description	Qty.	
1	989900	(000000-) Charger, DC36V-27V, AC100V, 50/60 Hz	1	
	989901	(000000-) Charger, 36V-27A, A100V	1	
2	989957	(000000-) Charger, DC36V-40V, AC200V, 50/60 Hz	1	
▽	3	9001062	(xxxxxx-) Charger Kit, Battery, Tj, Ci	1
▲		1019426	(xxxxxx-) Cord, Chrgr, Ele, Tj	1

Fig. 13 - Documentation Group



07501 - 5680, JP

Ref.	Part No.	Serial Number	Description	Qty.
1	330454	(000000-)	Manual Pkg, [5680 Ele Na]	1

SECTION 4

Contents	Page
Fig. 1 - Electric Motor Breakdown, 398520	4-2
Fig. 2 - Electric Motor Breakdown, 387815	4-4
Fig. 3 - Electric Motor Breakdown, 375175AM	4-5
Fig. 4 - Transaxle Drive Breakdown, 397707AM	4-6
Fig. 5 - Transaxle Motor Breakdown, 222371	4-8
Fig. 6 - Transaxle Motor Breakdown, 374265AM	4-9

Fig. 1 - Electric Motor Breakdown, 398520

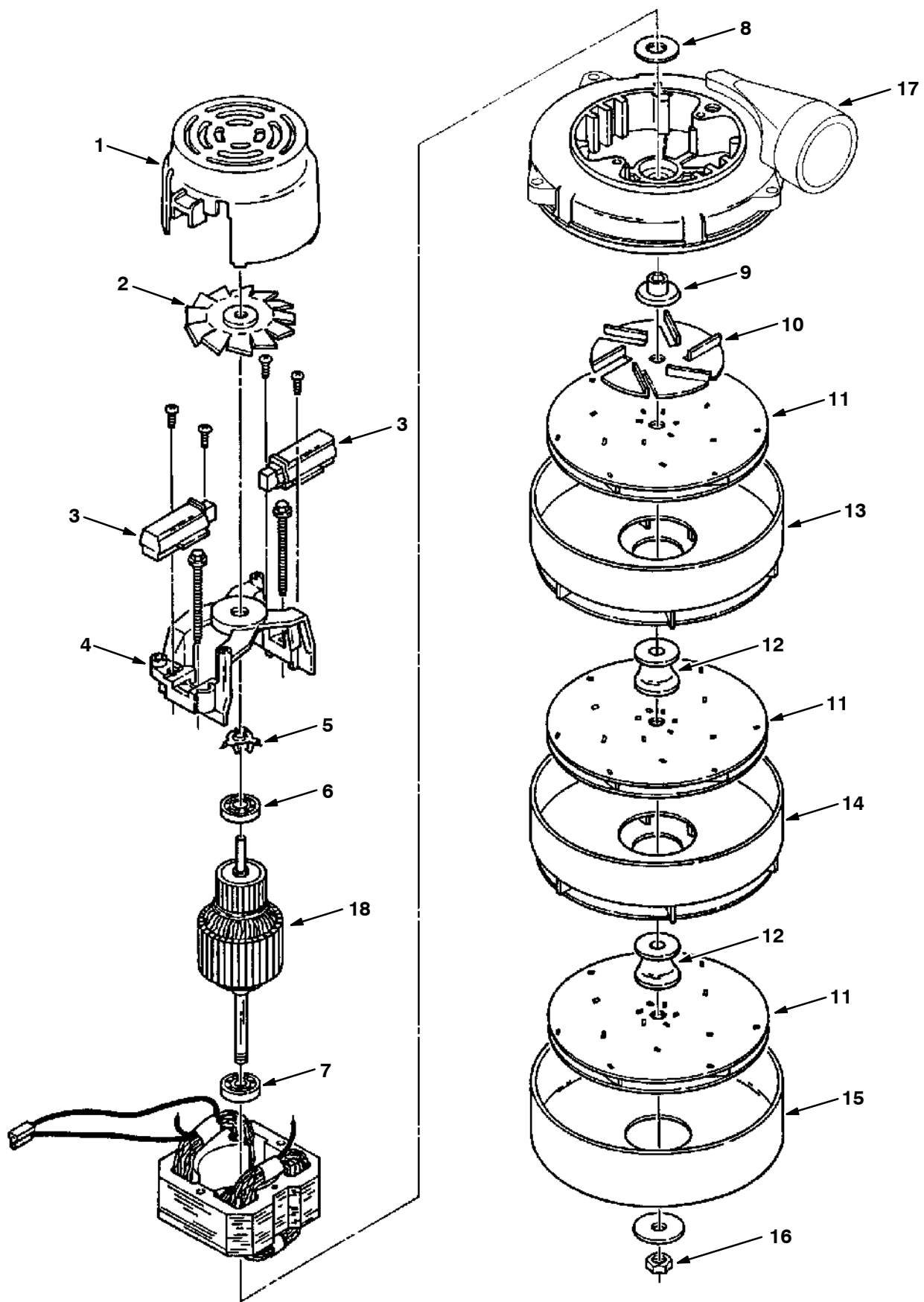
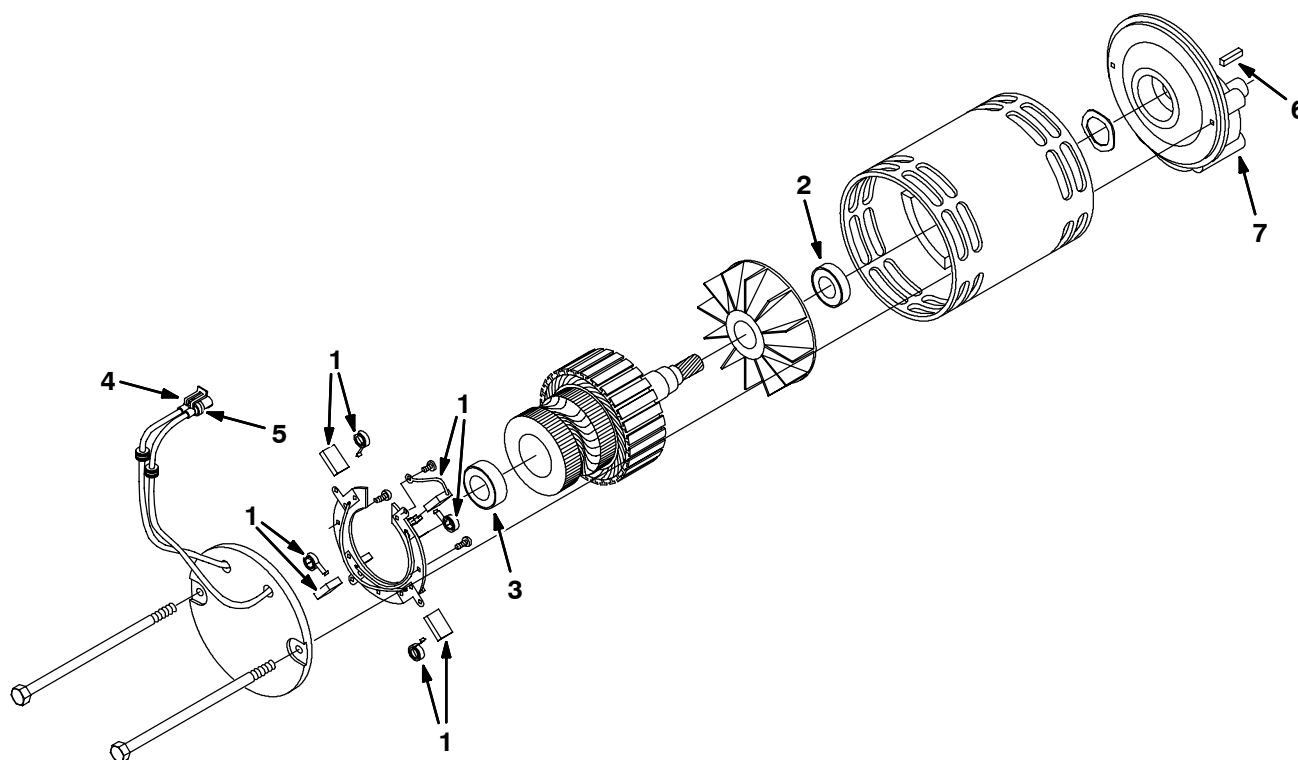


Fig. 1 - Electric Motor Breakdown, 398520

	Ref.	Part No.	Serial Number	Description	Qty.
▽		398520	(000000-) Fan, Vacuum	1
▲	1	398511	(000000-) Housing	1
▲	2	398512	(000000-) Fan	1
▲	3	398513	(000000-) Brush Mechanism	2
▲	4	398514	(000000-) Comm. Bracket	1
▲	5	01856	(000000-) Spring	1
▲	6	398515	(000000-) Bearing	1
▲	7	01837	(000000-) Bearing	1
▲	8	37912	(000000-) Washer, Neo.	1
▲	9	398516	(000000-) Spacer	1
▲	10	01971	(000000-) Fan	1
▲	11	18628	(000000-) Vacuum Fan	3
▲	12	398517	(000000-) Spacer	2
▲	13	61300	(000000-) Stationary Fan	1
▲	14	61297	(000000-) Stationary Fan	1
▲	15	398518	(000000-) Shell	1
▲	16	37929	(000000-) Nut	1
▲	17	60386	(000000-) Bracket, Fan End	1
▲	18	398519	(000000-) Armature	1
▲		223264	(000000-) Seal, Fan	1
▲		10925	(000000-) Connector, 2 Conductor	1
▲		10926	(000000-) Terminal, Female	2

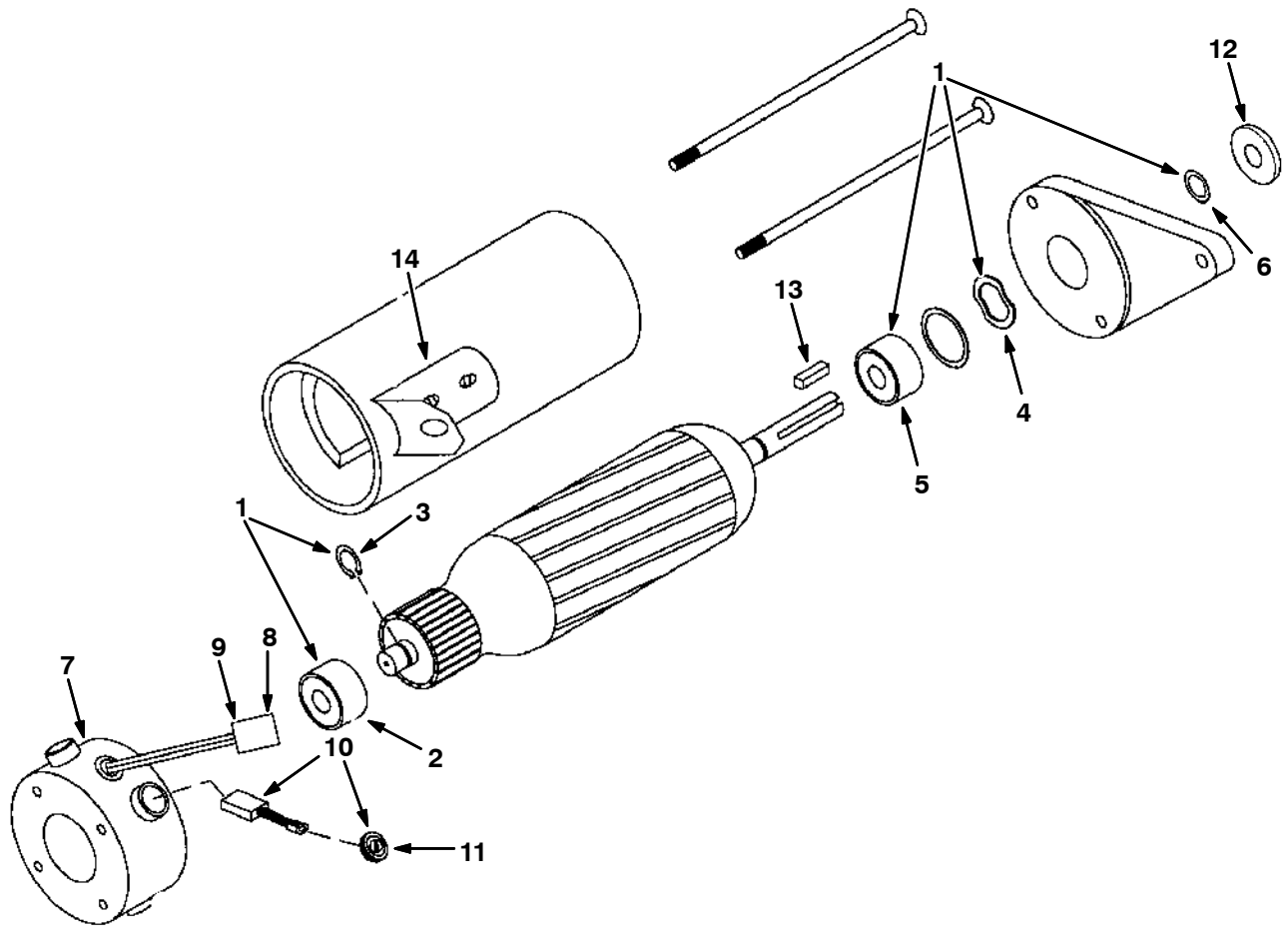
Fig. 2 - Electric Motor Breakdown, 387815



354094 - 5680

Ref.	Part No.	Serial Number	Description	Qty.	
▽	387815	(000000-) Motor, Gear, 1.0Hp 36V	1	
▲	1	222606	(000000-) Brush Kit	1
▲	2	222618	(000000-) Bearing	1
▲	3	222617	(000000-) Bearing	1
▲	4	10925	(000000-) Connector, Fem, 2cav [Mp630 Sealed]	1
▲	5	24537	(000000-) Terminal, Fem, 10/12ga [Mp630 P2s]	2
▲	6	00928	(000000-) Key Square 0.25 0.25 01.00 Lg	1
▲	7	374005	(000000-) Gearbox, Motor	1

Fig. 3 - Electric Motor Breakdown, 375175AM



Ref.	Part No.	Serial Number	Description	Qty.
▽	375175AM	(000000-) Motor Assy, Ele, 36Vdc, 0.75Hp, 1700Rpm	1
▲▽	1 375176	(000000-) Kit, Motor Bearing	1
▲▲	2 222635	(000000-) Bearing	1
▲▲	3 222637	(000000-) Ring, Snap	1
▲▲	4 375177	(000000-) Washer, Spring	1
▲▲	5 375178	(000000-) Bearing, Drive End	1
▲▲	6 375179	(000000-) Seal	1
▲▽	7 374004	(000000-) Endbell, Brush End, Motor-Ele	1
▲▲	8 10925	(000000-) Connector, 2-Conductor	1
▲▲	9 24537	(000000-) Terminal, Female	2
▲▽	10 222625	(000000-) Kit, Brush	1
▲▲	11 222629	(000000-) Cap, Brush Holder	4
▲	12 20536-2	(000000-) Washer, 0.47b 1.19d .03, Nyl	1
▲	13 00954	(000000-) Key, Sq, 0.12 X 0.12, 01.00l	1
▲	14 222877	(000000-) Kit, Brace	1

Fig. 4 - Transaxle Drive Breakdown, 397707AM

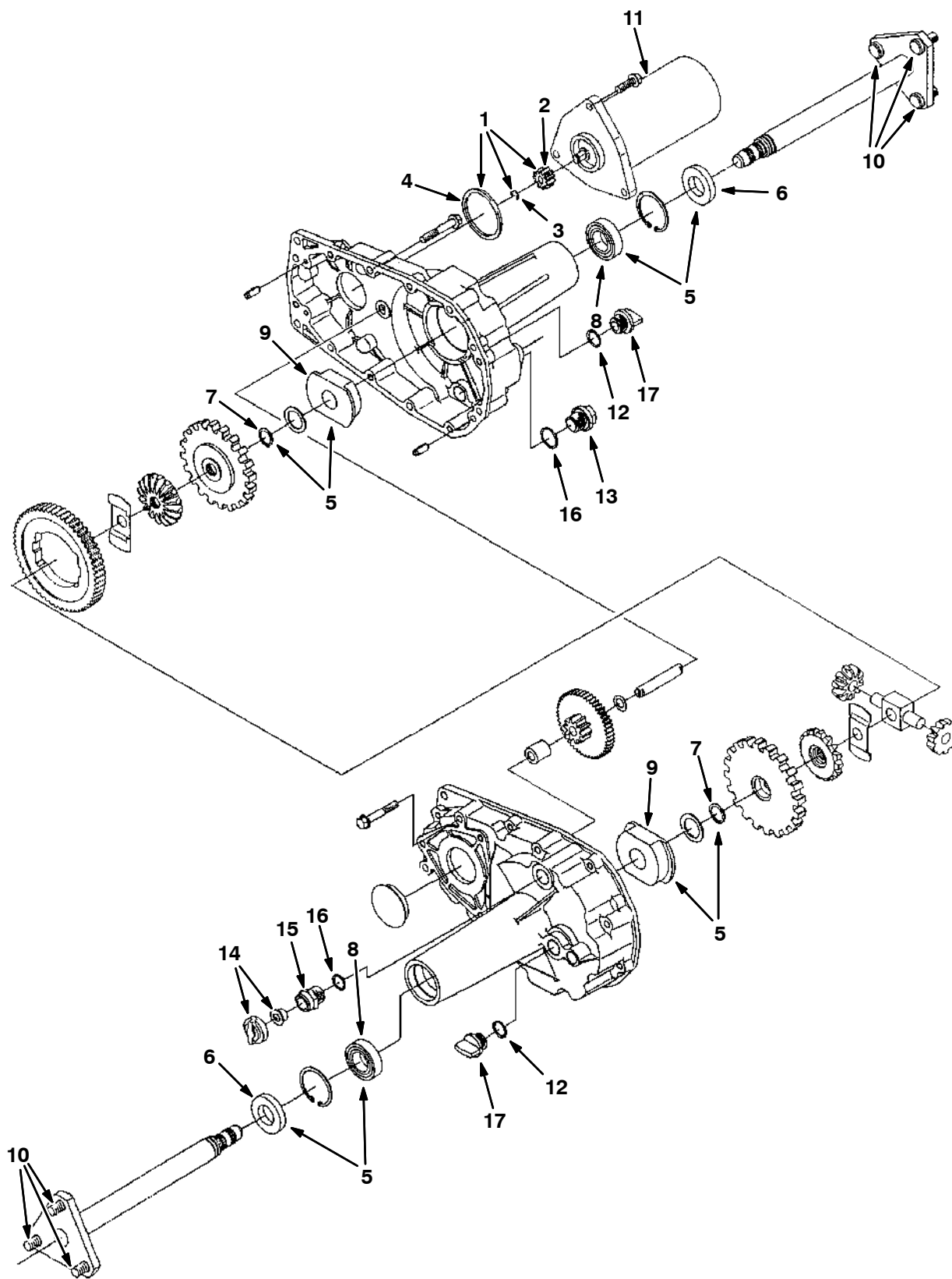
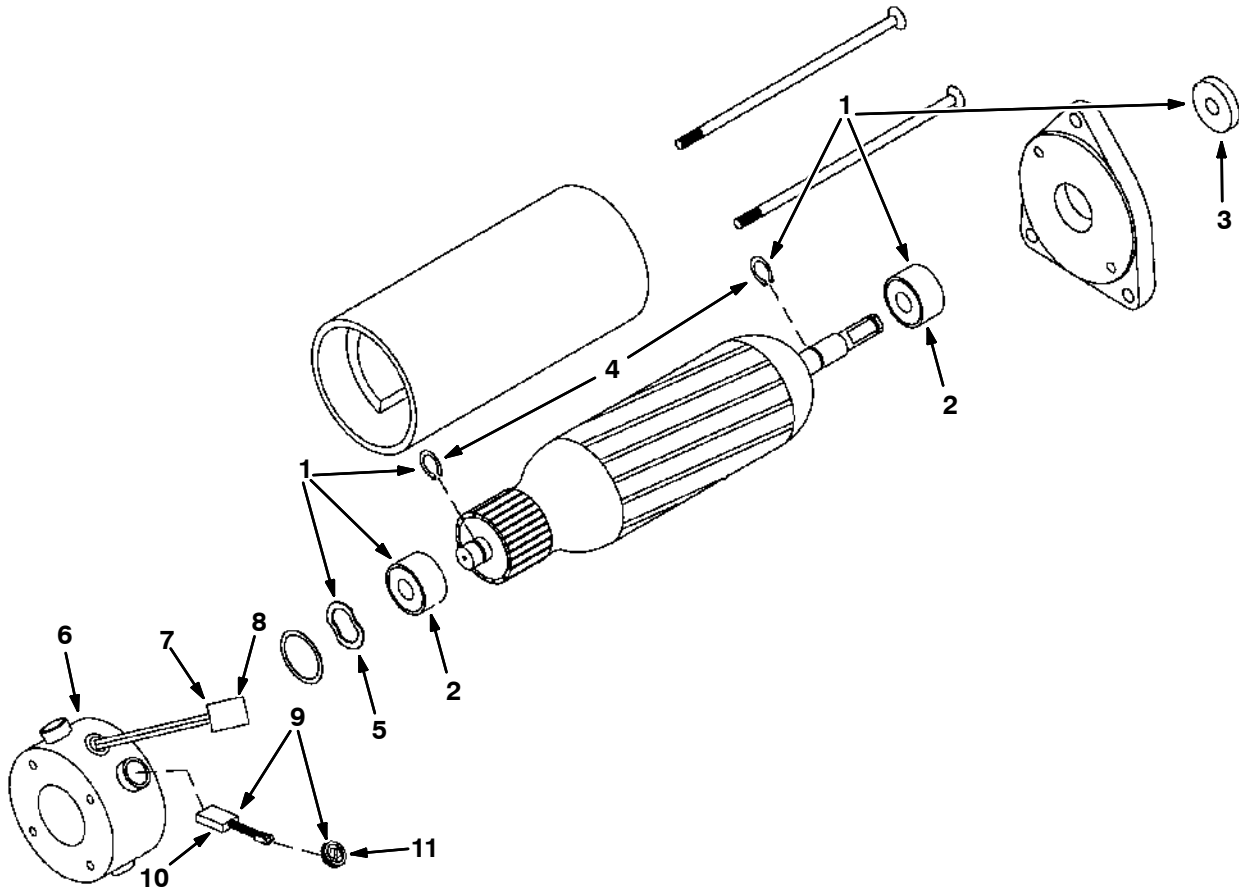


Fig. 4 - Transaxle Drive Breakdown, 397707AM

	Ref.	Part No.	Serial Number	Description	Qty.
▽		397707AM	(000000-) Transaxle, Single Drive	1
▲▽	1	222640	(000000-) Mtr Gear Kit	1
▲▲	2	222599	(000000-) Pinion Gear	1
▲▲	3	222656	(000000-) Clip	1
▲▲	4	222657	(000000-) O-Ring	1
▲▽	5	222641	(000000-) Brg&Seal Kit	1
▲▲	6	222658	(000000-) Seal	2
▲▲	7	222659	(000000-) Snap Ring	2
▲▲	8	222660	(000000-) Bearing	2
▲▲	9	222661	(000000-) Bushing	2
▲	10	11117	(000000-) Stud, Wheel .44-20 X1.22	6
▲	11	374265AM	(000000-) Motor, Ele, 36vdc 0.50hp 2000rpm (See Breakdowns)	1
▲	12	374057	(000000-) Packing, Cap	2
▲	13	374058	(000000-) Plug, Drain	1
▲	14	374053	(000000-) Vent, Valve	1
▲	15	374054	(000000-) Plug, Breather	1
▲	16	374055	(000000-) Packing, Breather	2
▲	17	375056	(000000-) Cap, Oil	2
▲	18	388499	(000000-) Kit, Gear, Differential	1
▲	19	388485	(000000-) Plug	1
	20	222371	(000000-) Motor, Elec 0.5Hp36V.Dc,1900Rpm (Replaced By 374265AM) (See Breakdowns)	1

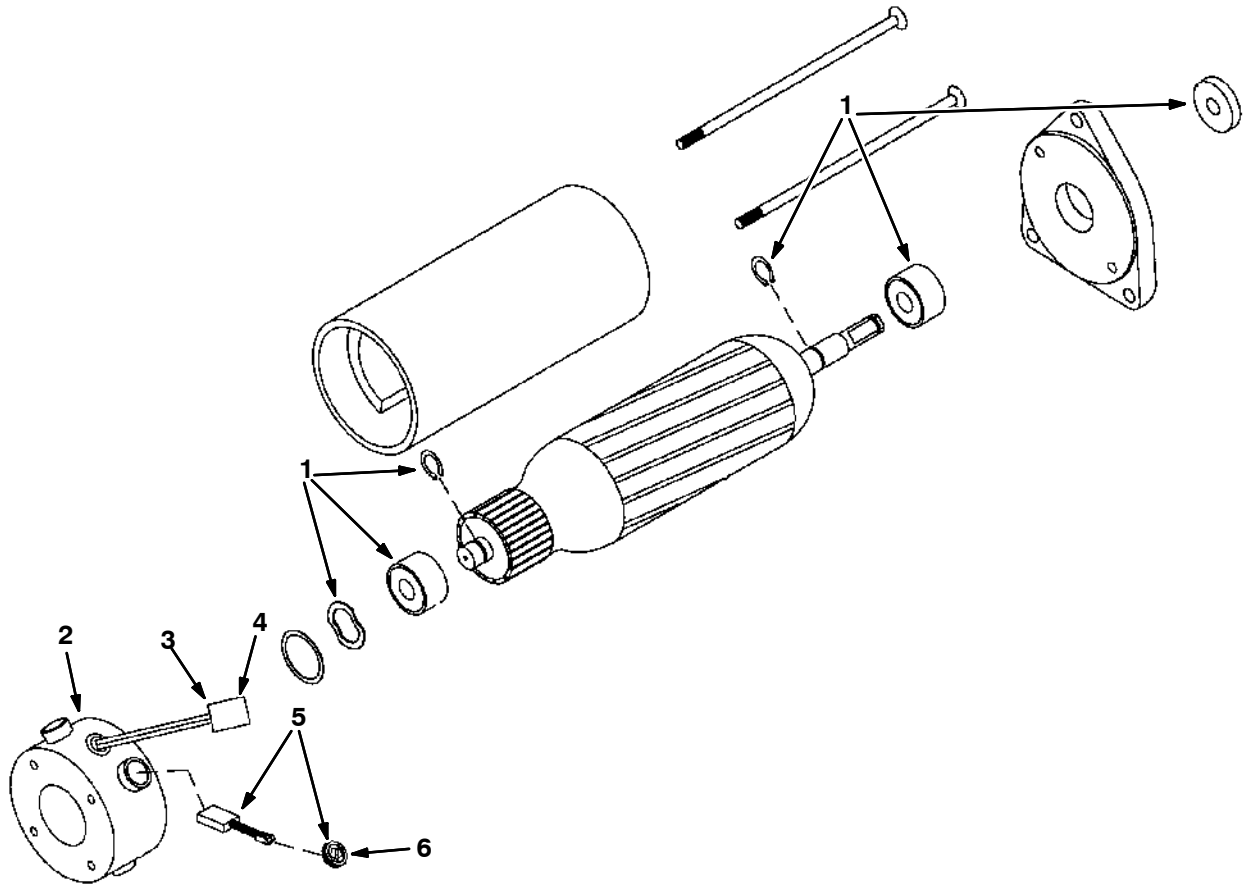
Fig. 5 - Transaxle Motor Breakdown, 222371



5680

Ref.	Part No.	Serial Number	Description	Qty.	
▽	222371	(000000-) Motor,Elec 0.5Hp36V.Dc,1900Rpm	1	
▲▽	1	222622	(000000-) Bearing & Seal Kit	1
▲▲	2	222635	(000000-) Bearing	2
▲▲	3	222634	(000000-) Seal	1
▲▲	4	222637	(000000-) Snap Ring	2
▲▲	5	222638	(000000-) Wavy Washer	1
▲▽	6	374003	(000000-) End Ass'y, Brush	1
▲▲	7	10925	(000000-) Connector, 2 Conductor	1
▲▲	8	24537	(000000-) Terminal, Female	2
▲▽	9	222625	(000000-) Brush Kit	1
▲▲	10	222627	(000000-) Brush&Spring Assy	4
▲▲	11	222629	(000000-) Brush Holder Cap	4

Fig. 6 - Transaxle Motor Breakdown, 374265AM



5680

Ref.	Part No.	Serial Number	Description	Qty.
▽	374265AM	(000000-) Motor, Ele, 36vdc 0.50hp 1900rpm	1
▲▽	1 374271	(000000-) Bearing Kit, Motor, Ele	1
▲▽	2 374003	(000000-) End Ass'y, Brush	1
▲▲	3 10925	(000000-) Connector, 2 Conductor	1
▲▲	4 24537	(000000-) Terminal, Female	2
▲▽	5 222625	(000000-) Brush Kit	1
▲▲	6 222629	(000000-) Brush Holder Cap	4

SECTION 5

CONTENTS	PAGE
PART NUMBER TO PAGE NUMBER CROSS REFERENCE LIST	5-2
PART DESCRIPTION TO PAGE NUMBER CROSS REFERENCE LIST	5-6

CROSS REFERENCE

PART NUMBER TO PAGE NUMBER CROSS REFERENCE LIST

Part Number	Page Number	Part Number	Page Number	Part Number	Page Number
00926	2-11	1002447	2-29	1019563	2-15
00928	4-4	1002603	3-15	1020364	3-13
00954	4-5	1002660	2-29	1020542	3-7
01314	2-29	1002750	3-3	1022253	3-21
01516	3-19	1002789	3-13	1025065	3-19
01684	2-5, 2-29, 2-31, 3-11, 3-19, 3-21	1002898	3-3, 3-5, 3-7	1028487	3-3, 3-5, 3-7
01685	2-7, 2-9, 2-11, 2-13, 2-15, 2-17, 2-19, 2-21, 2-23, 2-27, 2-29, 2-31, 2-33, 2-35, 3-11, 3-19, 3-21	1002899	3-3, 3-5, 3-7	1028578	3-13
01686	2-11	1005086	3-13	1029425	2-11
01713	2-29	1005218	3-15	1029426	3-21
01754	2-31	1005219	3-15	1031375	3-7
01757	2-23, 2-31	1005255	3-3, 3-5, 3-7	10632-13	2-29
01837	4-3	1005304	3-15	10925	4-3, 4-4, 4-5, 4-8, 4-9
01856	4-3	1005318	3-15	10926	4-3
01971	4-3	1005327	3-3	11109	2-7
02076	2-23	1005335	3-17	11117	4-7
02850	3-5, 3-7	1005388	3-15	11329	2-31
02942	2-9, 2-11, 2-33, 3-21	1005413	3-7	11399	2-13, 2-15
04843	2-7	1005416	3-17	11531	2-15
05283	2-33	1005425	3-17	11635	3-11
05720	2-11, 3-21	1005435	3-3, 3-5, 3-7	12273	2-7, 2-9, 2-13, 2-15, 2-17, 2-19, 3-11
05724	2-5	1005506	3-15	12317	2-11
05726	2-5	1005507	3-15	12333	2-7, 2-17, 2-29
06922	2-23	1005508	3-15	13248	2-29
06923	2-31	1005510	3-15	140148	3-21
06942	3-19	1005522	3-15	14432	2-13
06945	3-3, 3-5	1005564	3-13	14838	2-5
06947	2-25	1005630	3-15	150525	3-5, 3-7
06948	2-31	1005739	3-3	15539	2-5
07786	2-9, 2-33	1005866	3-15	15675	2-13, 2-15, 2-19, 2-21, 2-27
07791	2-27	1006132	3-3	15678	2-31, 3-19
07810	3-19	1006400	3-13, 3-15	16944	2-29, 3-7, 3-17
08178	2-33	1006401	3-9, 3-11	18628	4-3
08346	2-11, 3-21	1006420	3-3	19064	2-31
08708	2-25, 2-31, 3-3, 3-5, 3-7, 3-21	1006447	3-15	19065	3-3, 3-5, 3-7
08712	2-29, 2-31	1008142	2-31	20170	2-29
08713	2-7, 2-9, 2-11, 2-13, 2-15, 2-21, 2-31, 2-33, 2-35, 3-19, 3-21	1008211	3-5, 3-7	20178	3-21
08716	3-3, 3-5, 3-7	1008349	3-5, 3-7	20536-2	4-5
09007	3-21	1008637	2-15	222027	2-9
09010	2-7, 2-33	1008639	2-15	222028	2-9
09011	2-21	1010506	3-19	222034	2-9
09023	2-9, 2-11, 2-27, 2-33, 3-21	1011167	2-15	222035	2-7
09026	2-7, 2-33	1011168	2-15	222036	2-7
09163	2-29	1012088	3-21	222039	2-7
09198	2-5	1013079	3-11	222054	2-9
09206	3-3, 3-5, 3-7	1013902	3-5, 3-7	222055	2-11
09740	2-21, 3-19	1014082	3-5, 3-7	222066	2-3, 2-35
09767	2-35	1014553	3-5, 3-7	222079	2-25
1002326	3-17	1014563	2-7	222081	2-25
1002344	3-3	1014673	3-11	222083	2-25
		1014957	3-11	222097	2-21
		1014985	3-5, 3-7	222099	2-9
		1015042	3-5, 3-7	222104	2-29
		1017015	2-3, 3-3, 3-5, 3-7	222115	2-27
		1017022	2-3, 3-7	222120	2-17
		1017218	2-7	222121	2-17
		1018718	2-33	222122	2-19
		1019426	3-23		
		1019440	3-11		

CROSS REFERENCE

Part Number	Page Number	Part Number	Page Number	Part Number	Page Number
222130	2-35	222403	2-3, 2-11	222682	2-23
222134	2-35	222404	2-11	222683	2-27
222138	2-31	222405	2-11	222684	2-27
222139	2-31	222406	2-17	222712	2-17
222151	2-13, 2-15	222423	2-3, 2-35	222713	2-17
222158	2-29	222429	2-3, 2-35	222728	2-21
222159	2-29, 3-7	222448	2-31	222740	2-25
222176	3-19	222450	2-29	222742	2-21
222177	3-19	222460	2-17, 2-31, 2-33	222751	3-19
222178	2-3, 3-21	222462	2-17	222752	3-19
222179	3-21	222463	2-17, 2-21	222768	2-27, 2-29
222180	3-19	222465	2-25	222777	3-22
222182	3-19	222466	2-21	222788	2-13
222184	3-19	222467	2-7	222793	2-13, 2-15
222185	2-21	222468	2-33	222794	2-35
222186	2-21	222469AM	2-7	222818	3-19
222188	2-21	222470	2-13	222820	3-19
222190	2-21	222472	2-29	222822	2-13, 2-15
222194	2-13, 2-15	222473	2-23, 3-22	222825	3-21
222196	2-9, 3-21	222474	2-23	222838	2-11, 3-21
222197	2-11, 3-21	222496	2-11, 2-35	222846	3-22
222204	3-21	222497	2-35	222867	2-31
222207	2-11, 3-21	222501	2-25	222868	2-31
222209	3-19	222504	2-9	222877	4-5
222210	2-9	222516	2-13, 2-15, 2-17	22297	2-15
222217	2-23	222517	2-13	223264	2-19, 4-3
222218	2-23	222523	3-21	223560	3-19
222221	2-11	222529	2-17	223561	3-19
222227	2-31	222535	2-11	223563	3-19
222230	2-33	222536	2-11, 3-21	223564	3-19
222231	2-33	222579	2-46	223566	3-19
222233	2-33	222599	4-7	223568	3-19
222236	2-33	222606	4-4	223569	3-19
222239	2-33	222607	2-25	223641	3-22
222240	2-35	222617	4-4	23996	2-11
222241	2-3, 2-35	222618	4-4	24299	2-5
222242	2-3, 2-35	222622	4-8	24537	4-4, 4-5, 4-8, 4-9
222243	2-35	222625	4-5, 4-8, 4-9	24881	2-23
222244	2-35	222627	4-8	27974	2-25
222245	2-35	222629	4-5, 4-8, 4-9	29558	2-9
222248	2-27	222634	4-8	30013	2-13, 2-15, 2-17, 2-27
222260	2-35	222635	4-5, 4-8	30241	2-5
222267	2-27	222637	4-5, 4-8	30324	2-13
222268	2-35	222638	4-8	30406	2-7, 2-11
222282	2-27	222639	2-27	30407	2-9
222290	2-45, 3-17	222640	4-7	32483	2-25
222307	2-5	222641	4-7	32486	2-35, 3-21
222308	2-5	222647	2-31	32490	2-11
222309	2-5	222648	2-25	32515	2-21
222361	2-19	222656	4-7	32662	2-7, 2-11, 3-21
222363	2-11, 3-21	222657	4-7	32713	2-11
222371	2-7, 4-7, 4-8	222658	4-7	32746	2-5
222383	2-13	222659	4-7	32968	2-27
222384	2-3, 2-35	222660	4-7	32980	2-29
222386	2-3, 2-35	222661	4-7	32984	2-29
222388	2-3, 2-35	222665	2-31	32988	2-25
222392	2-3, 2-35	222666	2-45	330454	3-24
222399	2-33	222667	2-19	33943	2-11
222400	2-31	222669	3-21	34738	2-31
222402	2-31	222670	3-21	35709	2-11

CROSS REFERENCE

Part Number	Page Number	Part Number	Page Number	Part Number	Page Number
360460	2-33	391451	3-17	41186	2-7, 2-11
36643	2-11, 3-21	39312	2-11, 3-21	41187	2-11
368591	2-27	39349	2-29	41360AM	3-19
369460	3-19	397255	3-21	41579	2-5
370092	2-5	397705	2-17	42368	3-3
370095	2-5	397707AM	2-7, 4-7	43242	2-21
370100	2-27, 2-35	397716	2-27	43454	2-21
370113	2-13, 2-15	397717	2-27	43500	2-7
374000	2-46	397721	2-9	43555	3-15
374003	4-8, 4-9	397729	2-46	43844	3-3, 3-13, 3-15
374004	4-5	397735	2-45	44906	2-9
374005	4-4	397736	2-25	44961	2-11, 3-19
374006	3-21	397745	2-11	45261	2-11, 3-21
374042	2-5	397749	2-35	45405	2-29
374053	4-7	397758	2-46	45962	2-23
374054	4-7	397760	2-27	49047	2-29
374055	4-7	397761	2-27	49162	3-3, 3-5, 3-7, 3-13
374057	4-7	397763	2-3	49186	3-15
374058	4-7	397765	2-9	49263	2-19
374059	2-13	397766	2-9	49266	2-19, 2-21, 2-29
374060	2-13, 2-15	397768	2-9	49514	2-25
374082	3-19	397769	2-11	49694	2-35
374111	2-13	397777	2-21	49826	2-9
374162	3-21	397779	2-11	49883	2-33
374221	2-45	397780	2-11	50682	3-21
374265AM	2-7, 4-7, 4-9	397785	2-29	50895	3-13
374271	4-9	397787	2-21	51534	3-21
374745	2-31	397794	3-21	51564	3-21
374752	2-21	397805	2-7	51787	2-7
374753	2-21	397813	2-11	54333	2-21, 3-9, 3-11
375056	4-7	397815	2-11	56992	2-27
375175AM	3-19, 4-5	397816	2-11	57048	2-11
375176	4-5	397817	2-11	57889	2-31
375177	4-5	397818	2-9	59156	2-11, 3-21
375178	4-5	397820	2-33	59849	2-11
375179	4-5	397821	2-33	60386	4-3
375195	3-19	397822	2-33	61297	4-3
377324	2-27	397826	2-35	61300	4-3
377333	3-19	397828	2-11	613735	3-5, 3-7
377349	2-15	397889	2-27, 3-17	61456	3-13
377374	2-11	397916	2-5	61598	2-7
377433	2-27	397976	2-5	63185	3-21
377505	3-19	398311	2-7	63245-1	3-9
379000	2-27	398440	2-13, 2-15	63248-1	2-5
37912	4-3	398446	2-13, 2-15	63248-2	2-5
379202	3-19	398485	2-17	63248-3	2-5
37929	4-3	398511	4-3	63248-4	2-5
383721	2-27, 3-17	398512	4-3	63735	2-23
383724	2-27	398513	4-3	63810	2-21
383725	2-27	398514	4-3	64743	3-11
383731	2-29	398515	4-3	67767	3-7
387815	4-4	398516	4-3	69234	2-13, 2-15
388485	4-7	398517	4-3	71026	2-29
388499	4-7	398518	4-3	71539	3-17
39005	2-35	398519	4-3	74077	3-19
390825	2-23	398520	2-19, 4-3	74455	3-21
390996	3-19	398526	2-29, 3-17	75611	2-13, 2-15, 2-17
391330	3-21	398850	2-13	76099	3-11, 3-19, 3-21
391433	3-15	40678	2-19	76888	2-27
391449	3-3, 3-5, 3-7	41178	2-29, 2-31	769251	2-29

Part Number	Page Number
------------------------	------------------------

79273-1	3-13
79273	3-15
79484	3-13
79506	2-31
80950	2-33
82138	2-3, 2-35
86866	2-9
87435	2-23
9000548	3-3
9001062	3-23
9002021	2-3, 3-7
9002023	2-11
9002024	3-21
989900	3-23
989901	3-23
989957	3-23

PART DESCRIPTION TO PAGE NUMBER CROSS REFERENCE LIST

A

Actuator, 36vdc, 5.25strk 600lb, 2-9
 Adaptor, Brush, 2-5
 Angle, Head, Cyl, 800mm, 3-11
 Arm, Lift, Head, 2-9
 Armature, 4-3

B

Band Wldt, Sqge 32, 2-35
 Bar, Support, 3-19
 Battery Kit 36V 335Ah Wet, 3-22
 Battery, 06 Vdc, 205 Ah, Wet, 2-23
 Battery, 06Vdc 335 Ah Wet, 3-22
 Bearing & Seal Kit, 4-8
 Bearing Kit, Motor, Ele, 4-9
 Bearing, Drive End, 4-5
 Bearing, Snap .875 Bore, 2-25
 Bearing-Ball, 0.59B 1.26D 0.35W, 3-19
 Bearing, 4-3, 4-4, 4-5, 4-7, 4-8
 Belt, Replmt, Brush Drive, F/222201, 3-19
 Blade, Sqge Front, 32" Oil Rst, 2-35
 Blade, Sqge, Front, 32", Oil Rst, 2-3
 Blade, Sqge, Rear 32" Oil Resi, 2-35
 Blade, Sqge, Rear, 32", Oil Rst, 2-3
 Blade, Sqge, Rear, Gum, 32", 2-3
 Blade, Squeegee, Rear, Gum 32", 2-35
 Blade, Squeegee, Tile, 32", 2-35
 Blade, Squeegee, Front, 32", 2-3, 2-35
 Blade, Squeegee, Rear, 32", 2-3, 2-35
 Blade, Squeegee, Tile, 32", 2-3
 Block, Mach, Pivot, 2-33
 Block, Sqge, Adj, 2-33
 Bolt Kit, Shld, F/ 10964, Replmt, 2-11
 Bolt Kit, Shld, F/ 45960, Replmt, 3-21
 Bolt, Carriage, .31-18 X 2.00, 2-27
 Boot, 90Deg .50D .57X .84, 2-23
 Bracket Wldt, Bar, Spray, 800mm, 3-11
 Bracket, Bar, Spray, 3-11
 Bracket, Catch, 2-31
 Bracket, Fan End, 4-3
 Bracket, Guide, Roller, 2-9
 Bracket, Head, Actuator, 2-11
 Bracket, Hose Guide, 3-21
 Bracket, Linkage, Lower, 2-33
 Bracket, Linkage, Upper, 2-33
 Bracket, Mounting, Motor, 3-19
 Bracket, Mounting, Roller, 3-21
 Bracket, Mounting, Vac Fan, 2-19
 Bracket, Mtg, Actuator, 2-9
 Bracket, Mtg, Isolator, 2-7
 Bracket, Mtg, Spring, 3-21
 Bracket, Mtg, Transaxle, 2-7
 Bracket, Mtg, Valve, 2-21
 Bracket, Mtg, Wheel, 2-35
 Bracket, Pivot, 2-11, 3-21
 Bracket, Prop, Arm, 2-17
 Bracket, Roller Guide, 2-9
 Bracket, Shield, 3-19
 Bracket, Shroud, Adj, 2-27
 Bracket, Spring Retainer, 2-5

Bracket, Switch, Fan, 2-31
 Brg&Seal Kit, 4-7
 Brkt Wldt, Box, Dtrgt, 3-3, 3-5, 3-7
 Brkt, Pump, Solution, 3-15
 Brush Holder Cap, 4-8, 4-9
 Brush Kit, 4-4, 4-8, 4-9
 Brush Mechanism, 4-3
 Brush, Scb, 32l, 18 Sr, Abr, Spl, 2-5
 Brush, Scb, 32l, 18 Sr, Nyl, Spl, 2-5
 Brush, Scb, 32l, 18 Sr, Pyp Grout, Spl, 2-5
 Brush, Scb, 32l, 18 Sr, Pyp, Spl, 2-5
 Brush&Spring Assy, 4-8
 Brush-Disk Scr 16 D Assy Poly, 2-5
 Brush-Disk Scr 16 D-Assy-Nyl, 2-5
 Brush-Disk Scr 16 D-Assy-S Ab, 2-5
 Bumper, Handle, 2-31
 Bumper, Rbr, 2-7
 Busbar, Contactor, 2-29
 Bushing, Flng, 0.32b 0.50d 0.26l, Bnz, 2-33
 Bushing, Flng, 0.63b 0.72d 0.25l, 2-7
 Bushing, Flng, 0.75b 1.00d 0.28l, Bnz, 2-31
 Bushing, 4-7
 Button, Plug, 0.22h .00-.06 [Black Nyl], 2-27
 Button, Plug, 0.38h .03-.12 [Black Nyl], 2-29
 Button, Plug, 0.50h .03-.12 [Black Nyl], 2-27
 Button, Plug, 1.25h .00-.12 [Black Nyl], 2-27

C

Cable, .06d, 06.8l, .25ball/.25ball, 2-19
 Cable, .13d, 26.7l, .50eye / .25eye, 2-31
 Cable, Battery, 2-23
 Cable, Push/Pull, 51.5L, 1.3 .075, 2-21
 Cam, Adj, Sqge, 2-35
 Cam, Switch, Fan, 2-31
 Cap, Battery, 3-22
 Cap, Brush Holder, 4-5
 Cap, Drain Assembly, 2-15
 Cap, Oil, 4-7
 Caster, 5.0 D Wheel, 2-7
 Chain, Coil, Str, #210, 09.0l 07 Link, 2-7
 Channel, Mtg, Actuator, 2-9
 Channel, 3-21
 Charger Kit, Battery, Tj, Ci, 3-23
 Charger, 36V-27A, A100V, 3-23
 Charger, DC36V-27V, AC100V, 50/60 Hz, 3-23
 Charger, DC36V-40V, AC200V, 50/60 Hz, 3-23
 Circuitbreaker, 10.0a, 2-27, 3-17
 Circuitbreaker, 25.0a, 2-27
 Circuitbreaker, 30.0a, 2-27
 Clamp, Cable, 1.00D 0.62W Stil, 2-13, 2-15
 Clamp, Cable, Ribbon, 1.25w 0.25h Plstc, 2-45

Clamp, Cable, Stil, 0.69d X 0.62w, 1h, 3-7
 Clamp, Hose, Wir, .29 - .31 [Dbl Wire], 3-7
 Clamp, Hose, Wire, .40 - .42, 3-5, 3-7
 Clamp, Hose, Wormdrive, 0.25-0.62D, .31W, 3-13
 Clamp, Hose, Wormdrive, 0.25-0.62d, 3-3, 3-13, 3-15
 Clamp, Hose, Wormdrive, 0.31-0.88d, .31w, 3-11
 Clamp, Hose, Wormdrive, 0.31-0.88D, 3-9
 Clamp, Hose, Wormdrive, 0.31-0.88d, 2-21
 Clamp, Hose, Wormdrive, 0.56-1.06d, .56w, 2-21
 Clamp, Hose, Wormdrive, 1.06-2.00d, 2-15
 Clamp, Hose, Wormdrive, 1.56-2.50d, 2-15
 Clamp, Hose, Wormdrive, 1.62-3.50d, 3-15
 Clamp-Cable, 0.44D 0.62W, 2-19
 Clamp-Wormdrive, 0.81 - 1.50D, 2-13, 2-15
 Clamp-Wormdrive, 1.81 - 2.75D, 2-13
 Clip, Hose, Hanger, 2-13, 2-15
 Clip, Keeper, Open, 2-9
 Clip, Keeper, 2-7, 2-11
 Clip, 4-7
 Comm. Bracket, 4-3
 Connector, 2 Conductor, 4-3, 4-8, 4-9
 Connector, 2-Conductor, 4-5
 Connector, Fem, 2cav [Mp630 Sealed], 4-4
 Connector, Grey, SB50, 2-23
 Contactor, 36vdc, No, 2-29
 Contactor, 36vdc, 2-29
 Controller, Propcl, 40 Amp, 2-29
 Cord, Chrgr, Ele, Tj, 3-23
 Coupling, Fem, W/ Valve, .25 Brb, 3-3, 3-5, 3-7
 Coupling, Mal, .25 Npt, 3-3, 3-5, 3-7
 Cover, Ele, Lh, 2-27
 Cover, Ele, Rh, 2-27
 Cover, Electronic Board, 2-29
 Cover, Front, Trim, [5700 Cyl], 3-21
 Cover, Front, 2-13, 2-15
 Cover, Head, Scrbr, Disc [28], 2-11
 Cover, Solution Tank, w/Label, 2-17
 Cover, Terminal, Poly, 2-23

D

Debris Tray Kit, 32 in, 3-21
 Detergent Pkg, 2 Liter, Sgl, 365, 2-3, 3-3, 3-5, 3-7
 Detergent Pkg, 2 Liter, Sgl, 665, 2-3, 3-7
 Detergent, 2 Liter [Fast 965], 2-3, 3-7
 Device, Centering, 2-5
 Diode, Ele, Plug, 3-17
 Diode, Elec, Plug (FaST), 2-45
 Diode, Elec, Plug, 2-45
 Disk, Pad Driver, W/ Face, 16d, 2-5

Door Assy, Brush, 3-19
 Door, Brush, 3-19
 Door, Scb Head, Lh, 2-11
 Door, Scb Head, Rh, 2-11
 Driver Assy, Pad, 16d, 2-5

E

End Ass'y, Brush, 4-8, 4-9
 Endbell, Brush End, Motor-Ele, 4-5

F

Fan, Vac (See Breakdowns), 2-19
 Fan, Vacuum, 4-3
 Fan, 4-3
 Filter Assy, Air, Molded Ure, 3-3, 3-5, 3-7
 Filter, Foam, 3-13
 Filter, Inline, Pf08/Pf08, 80 Mesh, 3-15
 Filter, Vac Fan, 2-13, 2-15
 Fitting, Brs, E90, Cf03/Pf02, 3-5, 3-7
 Fitting, Brs, Str, Pm02/Bm04, 3-5, 3-7
 Fitting, Plstc, Body, Spray, Pf04, 3-15
 Fitting, Plstc, Cap Assy, 0.040b, Pf04, 3-15
 Fitting, Plstc, Cap, Spray, Pf04, 3-15
 Fitting, Plstc, Cvalve, Bm03/Bm03, 3-3
 Fitting, Plstc, E90, Bm06/Pm02, Nyl, 3-13
 Fitting, Plstc, E90, Bm06/Pm06, Nyl, 3-15
 Fitting, Plstc, E90, Bm06/Pm12, Nyl, 3-13
 Fitting, Plstc, E90, Pf06/Pm06, Nyl, 3-15
 Fitting, Plstc, Pf12/Pf12, Bh, 2-15
 Fitting, Plstc, Piep, Cap, Pf04, 3-3, 3-5, 3-7
 Fitting, Plstc, Str, Bm03, 1/4-28, Kynar, 3-3
 Fitting, Plstc, Str, Bm06/Pm04, 3-15
 Fitting, Plstc, Str, Bm06/Pm08, 3-15
 Fitting, Plstc, Str, Bm08/Fing, 2-21
 Fitting, Plstc, Str, Bm08/Pm06, 3-11
 Fitting, Plstc, Str, Bm08/Pm12, 3-13
 Fitting, Plstc, Str, Pm04/Pm06, 3-15
 Fitting, Plstc, Str, Pm08/Pm12, 3-15
 Fitting, Plstc, Tee, Bm06/Bm03/Bm06, 3-13
 Fitting, Plstc, Tee, Bm06/Bm04/Bm06, 3-13
 Fitting, Plstc, Tee, Bm06/Bm06/Bm08, 2-11
 Fitting, Plstc, Tee, Bm08/Bm08/Bm08, 3-9
 Fitting-Plastic Tee 06Bm/06Bm/, 3-21
 Frame, Main [5700], 2-7
 Frame, Squeegee 32", 2-35
 Ftg-Plug Npt 12Pm Rd Hd Plstc., 2-13, 2-15, 2-17

G

Gasket, Hourmeter, 2-27
 Gasket, Shield, 3-19
 Gasket, Tank, Front, 2-17
 Gasket, Tank, Rear, 2-17
 Gauge Kit, Hourmeter, F/31988 [10k], 2-27
 Gauge, Battery, 36vdc, 2.1 X 1.2, 2-27

Gauge, Hourmeter, 12-80vdc, Analog, Rt., 1, 2-27
 Gear, 28 T. 24P, 2-25
 Gear, Speed Control, 2-25
 Gearbox, Motor, 4-4
 Grip, Handle, Oblong, 2-31
 Grip, Handle, Round, 2-25
 Grip, Handle, 2-21
 Grommet, Rbr, 1.50id, F/ 1.8h, .31matl, 2-29
 Guard, Belt, Lh, 3-19
 Guard, Belt, Rh, 3-19

H

Handle, Speed Control, 2-25
 Harness, Cable, Battery, 2-23
 Harness, Main, [5680], 2-45
 Harness, Motor, Brush, 3-19
 Harness, Switch, Potentiometer, 2-25
 Head, Pump, Kit, 3-15
 Hinge Leaf, 2-17
 Hinge Wldt, Leaf, 2-17
 Hose & Cuff Assy, Drain .5ld 27.5L, 2-13
 Hose & Cuff Assy, Vacuum 1.51D 32L, 2-13, 2-15
 Hose, Afmkt Replmt, Brd, 0.38id 3Ft, 3-13, 3-15
 Hose, Afmkt Replmt, Clr, 0.19id 3Ft, 3-3
 Hose, Afmkt, Pvc, Clr 0.25id 8ft, 3-5, 3-7
 Hose, Afmkt, Replmt, Brd, 0.50ld 3Ft, 3-9, 3-11
 Hose, Assembly, Drain, 25.7, 2-15
 Hose, Assembly, Drain, 26.7, 2-15
 Hose, Drain, Flex, 2-13, 2-15
 Hose, Drain, Tank, Solution, 2-13
 Hose, Inlet Recovery Tank, 2-19
 Hose, Pvc, Clr, 0.38id 0.56od 08.00l, 2-11
 Hose, Pvc, 2-21
 Hose, Rbr, E90, 0.62ID 0.81ID (Valve), 2-21
 Housing, Cntrl Lever, 2-21
 Housing, Cyl, Mach, 800mm, 3-21
 Housing, 4-3
 Hub, Drive, Brush, Disk, 0.75b 6t, 2-11

I

Insulator, Rbr, Flt, Busbar, 2-29
 Isolator, Vib, Transaxle, 2-7

K

Key Square 0.25 0.25 01.00 Lg, 4-4
 Key, Set Of Two, 2-27
 Key, Sq, 0.12 X 0.12, 01.00l, 4-5
 Key, Sq, 0.25 X 0.25, 00.75l, 2-11
 Kit, Brace, 4-5
 Kit, Brush, 4-5
 Kit, Ci, Head, Scrbr, [5680] [700d], 2-11
 Kit, Ci, Replmt, Rear Panel, [5680], 2-27
 Kit, Ci, Skirt, 700 mm, [5680], 2-11

Kit, Ci, Sqge, Assy, [5680] [800d], 2-35
 Kit, Gear, Differential, 4-7
 Kit, Motor Bearing, 4-5
 Kit, Repair, Diaphragm, Air Compressor, 3-3, 3-5, 3-7
 Knob, 4 Prongs w/.31-8 Insert, 2-35
 Knob, 4-Prong W/.31-18, Insert, 2-27
 Knob, M08 X 1.25 Insert, 2-13
 Knob, W1.25-20X1.5Lg Stud, 2-35

L

Label Set, Fast [5680], 3-17
 Label Set, Info & Hzd 5700, 2-46
 Label Set, Orertnl, [5680], 2-46
 Label, [Caution, Battery] TJ, 2-46
 Label, Attention, Fast, 3-17
 Label, Fast [5680], 3-17
 Label, Numerals, [5680], 2-46
 Label, Switch, Fast [5680], 3-17
 Lever, Control, 2-21
 Lever, Squeegee Lift, Upper, 2-31
 Lever, Squeegee Lift, 2-31
 Lever, Valve, 2-21
 Link, Sqge, Lower, Lh, 2-33
 Link, Sqge, Lower, Rh, 2-33
 Link, Sqge, Upper, Lh, 2-33
 Link, Sqge, Upper, 2-33
 Lip, Debris Tray, 32", 3-21

M

Manifold, 3-13
 Manual Pkg, [5680 Ele Na], 3-24
 Module, Delay, 2-29
 Motor Assy, Ele, 36V, 0.75Hp, 1700Rpm (See Breakdowns), 3-19
 Motor Assy, Ele, 36Vdc, 0.75Hp, 1700Rpm, 4-5
 Motor, Ele, 36vdc .75hp Gear (See Breakdowns), 2-11
 Motor, Ele, 36vdc .50hp 1900rpm (Replaced By 374265AM) (See Breakdowns), 2-7
 Motor, Ele, 36vdc 0.50hp 1900rpm, 4-9
 Motor, Ele, 36Vdc 0.50Hp 2000Rpm (See Breakdowns), 2-7
 Motor, Ele, 36vdc 0.50hp 2000rpm (See Breakdowns), 4-7
 Motor, Gear, 1.0Hp 36V, 4-4
 Motor, Elec 0.5Hp36V.Dc, 1900Rpm (Replaced By 374265AM) (See Breakdowns), 4-7
 Motor, Elec 0.5Hp36V.Dc, 1900Rpm, 4-8
 Mtr Gear Kit, 4-7

N

Nut Speed, Retainer, .25-20 Thd, 2-3, 2-35
 Nut, Hex, Flexlock, .31-18, 2-23
 Nut, Hex, Fing, M08 X 1.25, 2-27
 Nut, Hex, Jam, .31-24, 2-29

CROSS REFERENCE

Nut, Hex, Lock, .38-16, NI, Ss, 2-11, 3-21
Nut, Hex, Lock, .38-16, NI, Thin, 2-11, 3-21
Nut, Hex, Lock, M06 X 1.0, NI, Ss, 2-29, 2-31
Nut, Hex, Lock, M06 X 1.0, NI, 2-25, 2-31, 3-3, 3-5, 3-7
Nut, Hex, Lock, M08 X 1.25, NI, Ss, 3-21
Nut, Hex, Lock, M08 X 1.25, NI, Ss, 2-7, 2-9, 2-11, 2-21, 2-31, 2-33
Nut, Hex, Lock, M4 X 0.7, NI, 3-5, 3-7
Nut, Hex, Lock, M6 X 1.0, NI, 3-21
Nut, Hex, Std, #10-32, 2, 2-29
Nut, Hex, Std, M03 X 0.5, 2-31
Nut, Hex, Std, M04 X 0.7, 3-3
Nut, Hex, Std, M08 X 1.25, Ss, 2-9, 2-33
Nut, Hex, Std, M10 X 1.5, 2-11, 3-21
Nut, Retainer, .312 Dia, 2-11
Nut, Wheel, .44-20 X 60 Angle, 2-7
Nut-Hx Thin .38-32, 2-25
Nut-Hxlocnyln M 8X1.25 Reg Ss, 2-13, 2-15, 2-35, 3-19
Nut-Hxlocnylon M 8X1.25 Reg Ss, 3-19
Nut, 4-3

O

O Ring, 1.48" ID, 1.76" Od, 2-15
O-Ring, 4-7

P

Packing, Breather, 4-7
Packing, Cap, 4-7
Pad, Buff 16D Red, 2-5
Pad, Polish 16D White, 2-5
Pad, Scrub 16D Blue, 2-5
Pad, Strip 16D Brown, 2-5
Pad, Strip-Hd 16D Black, 2-5
Pin, 0.62d 05.4l 1/.16h 2/Cham, 2-33
Pin, Clevis 0.50 Dia X 4.75Lg, 3-21
Pin, Clevis, 6mm D X 40mm, 2-33
Pin, Clevis, 0.31 D X 4.74l, 2-11
Pin, Clevis, 0.31Dia X4.5Lg, 3-21
Pin, Clevis, 0.37 D X 1.50l, 2-9
Pin, Clevis, 0.37 Dia 2.25Lg, 2-35
Pin, Clevis, 0.50 D X 2.00l, 3-21
Pin, Clevis, 0.50 D X 2.88l, 2-11
Pin, Clevis, 0.50 D X 4.00l, 2-9
Pin, Clevis, 0.50 D X 4.75l, 2-11
Pin, Clevis, 0.62 D X 2.12l, 2-9
Pin, Cotter .125X0.75, 3-21
Pin, Cotter .094X0.75, 2-35
Pin, Cotter, .062 X 0.75, 2-33
Pin, Cotter, .125 X 0.75, 2-11
Pin, Cotter, Hair, 0.62d .120 Wi, 3-21
Pin, Hair Cotter, 0.38 D .072 Wir, 2-9
Pin, Hair Cotter, 0.62 D .120 Wir, 2-9, 2-11, 2-33
Pin, Hair Cotter, 0.69 D .092 Wir, 2-9
Pin, Roll, 3-19
Pin, Roller, 3-21

Pinion Gear, 4-7
Pivot, 2-31
Plate, Ele, Cover, 3-17
Plate, Blade Retainer 32, 2-35
Plate, Caster, 2-7
Plate, Mtg, Detgt Pump, 3-5, 3-7
Plate, Mtg, Electronic, 2-29
Plate, Mtg, Pump, 3-3
Plate, Orifice, 0.040id, 3-15
Plate, Shield, 2-25
Plate, Sqge, Pivot, 2-31
Plug Drive Assy, 3-19
Plug Idler Assy, 3-19
Plug, Breather, 4-7
Plug, Brush, 3-19
Plug, Drain, 4-7
Plug, Drive, Brush, [48 Tooth - Gt/2], 3-19
Plug, Expandable 1.00 Dia, 2-13
Plug, Expandable 1.5D X 1.75L, 2-13
Plug, Plstc, 2-11
Plug, 4-7
Pump Kit, Detgt, Replmt, [5680/5700], 3-3
Pump, Air, Ele, 24vdc, 3-3, 3-5
Pump, Air, Ele, 36vdc, 3-7
Pump, Detgt, [560s], 3-5, 3-7
Pump, Solution, Ele, 36vdc, 3-15
Pushnut, Fastener, 2-27, 2-29

R

Relay, 36vdc, 05a, Spdt N/O, 3-17
Relay, 36vdc, 5a, Spdt, 2-29
Resistor, 011.00ohm, 40watt, 3-7
Resistor, 022.00ohm, 40watt, 3-17
Ring, Snap, 4-5
Ring, Retain, Ex, 0.59Od, Basic, 3-19
Rivet, Blind, .125d X 0.32 X .25d, Stl, 2-31
Roller, Bumper, 2-3, 3-21
Roller, Linkage, Head, 2-11
Roller, Rwk, 3-21
Roller, 2-33

S

Scr Flt M8 x 1.25 25, 3-19
Scr Hex Ssm 8X1.25 50, 2-35
Scr Hexssm 8X1.25 70, 2-35
Scr Hexssm 8X1.25 16, 2-19
Scr Hexssm 8X1.25, 2-13, 3-19
Scr-Flt M 8X1.25 20 Blk Nyloc, 2-17
Scr-Flt M10 X 1.5 20, Ss NI, 3-19
Scr-Flt M8 X 1.25 25 Ss, 3-19
Scr-Hexssm 8X1.25 25 Nylinloc, 2-17
Scr-Hexssm10X1.5 40 Full Thd, 3-21
Scr-Hexssm6X1.0 25, 3-21
Scr-Hxfmg M6 X 1.0 20, 3-21
Scr-Hxfmg M8 X 1.25 25, 3-19
Scr-Set 8-32 X .25 Nylon Loc, 3-19
Screen, 50 Mesh, Ss, 3-15
Screen, Drain, 2-21
Screen, Filter, 80 Mesh, 3-15
Screw, Btn, M8 X 1.25 X 40, Ss18-8, 2-35

Screw, Flat, M08 X 1.25 X 20, Blk, 2-21
Screw, Flat, M08 X 1.25 X 40, 10.9, 2-11
Screw, Flat, M08-1.25x 30, Ss, 2-31
Screw, Flat, M 8X1.25 Ss, 3-19
Screw, Flt, M03 X 0.5 X 06, Ss, 2-25
Screw, Flt, M06 X 1.0 X 16, Ss, 2-29
Screw, Hex, .38-16 X 3.50, G5, 2-11
Screw, Hex, .38-16 X 5.50, 5, 3-21
Screw, Hex, Fmg, M04-0.7 X 20, 2-29
Screw, Hex, M04 X 0.7 X 10, Fmg, 2-29, 3-17
Screw, Hex, M04 X 0.7 X 12, 8.8, 3-3, 3-5, 3-7
Screw, Hex, M06 X 1.0 X 10, Fmg, 2-29
Screw, Hex, M06 X 1.0 X 16, Ss, NI, 2-31
Screw, Hex, M06 X 1.0 X 16, Ss, 2-31
Screw, Hex, M06 X 1.0 X 20, Ss, 3-3, 3-5, 3-7
Screw, Hex, M06 X 1.0 X 25, Fmg, 2-29
Screw, Hex, M06 X 1.0 X 30, 8.8, 3-3, 3-5
Screw, Hex, M06 X 1.0 X 40, 8.8, 2-25
Screw, Hex, M06 X 1.0 X 45, 8.8, 2-31
Screw, Hex, M06 X 1.0 X 16, Ss, 3-19
Screw, Hex, M06-1.0 X 16, 3-19
Screw, Hex, M08 X 1.25 X 16, Ss, NI, 2-9
Screw, Hex, M08 X 1.25 X 16, Ss, 2-21, 2-27
Screw, Hex, M08 X 1.25 X 20, Ss, NI, 2-7, 2-9, 2-13, 2-15, 2-17, 2-19
Screw, Hex, M08 X 1.25 X 20, Ss, 2-21
Screw, Hex, M08 X 1.25 X 25, Ss, NI, 2-7, 2-29
Screw, Hex, M08 X 1.25 X 25, Ss, 2-7, 2-33
Screw, Hex, M08 X 1.25 X 30, Ss, 2-21
Screw, Hex, M08 X 1.25 X 35, Ss, 2-9, 2-11, 2-27, 2-33
Screw, Hex, M08 X 1.25 X 40, Ss, 2-7, 2-33
Screw, Hex, M08 X 1.25 X 55, Ss, 2-9
Screw, Hex, M08 X 1.25 X 120, Fl, 2-33
Screw, Hex, M08 X 1.25 X 35, Ss, 3-21
Screw, Hex, M10 X 1.5 X 30, Ss, 2-11
Screw, Hex, M10-1.5 X 40, Ss, 2-11
Screw, Hex, M4 X 0.7 X 10, Fmg, 3-7
Screw, Hex, M6 X 1.0 X 12, Ss, NI, 3-11
Screw, Hex, M6 X 1.0 X 25, Fmg, 3-7
Screw, Hex, M8 X 1.25 X 16, Ss, 2-15
Screw, Hex, M8 X 1.25 X 20, Ss, NI, 3-11
Screw, Hex, M8 X 1.25 X 25, Fmg, 3-11, 3-21
Screw, Pan, #06-20 X 0.50, Fmg, [Ab], 2-27
Screw, Pan, #08-10 X 0.50, F/Plstc, 3-3, 3-5, 3-7, 3-13
Screw, Pan, #08-32 X 0.38, 1, 2-21
Screw, Pan, M03 X 0.5 X 20, 4.8, 2-23
Screw, Pan, M03 X 0.5 X 25, 4.8, 2-31
Screw, Pan, M4 X 0.7 X 35, S, 2-5
Screw, Pan, M6 X 1.0 X 35, Ss, 2-5
Seal, Fan, 4-3
Seal, Ring, 3-19
Seal, Rubber, 2-27

Seal, Vac Fan, 2-19
 Seal, 4-5, 4-7, 4-8
 Shaft, Drive Plug, 3-19
 Shaft, Idler Plug, 3-19
 Shell, 4-3
 Shield, Belt, 3-19
 Shroud, Steering, Adj, Rwk, 2-27
 Skirt Assy, 28 Inch Disk Head, 2-11
 Skirt Assy, 32 Inch Disk Head, 2-3
 Skirt, Debris Tray, 3-21
 Skirt, Deflector, 3-19
 Skirt, Scrub Head, 3-19
 Sleeve, .318B .496D .312 Ss, 2-17
 Sleeve, .344B .62D1.3 Bronze, 2-9
 Sleeve, .500B .62D1.31 Stl, 3-21
 Sleeve, P/M, 0.496d 0.318b 0.311 430ss, 2-13, 2-15
 Sleeve, P/M, 0.50b 0.63d 1.4l, Stl Pl, 3-21
 Sleeve, 2-11, 2-17, 2-27, 2-31, 2-33, 2-35
 Snap Ring, 4-7, 4-8
 Spacer, .532ld X .75Od X 1.00L, 2-9
 Spacer, Battery .62X1.5X21.0, 2-23, 3-22
 Spacer, Battery 3.0X4.3X21.0, 2-23
 Spacer, Lift Arm, 2-9
 Spacer, 2-29, 2-33, 4-3
 Spring, Brush Retaining, 2-5
 Spring, Cmpr, 0.69od .05wir 0.6l, 2-31
 Spring, Cmpr, 0.97od .11wir 2.5l, 2-11
 Spring, Cmpr, 0.85od .08wir 2.0l, 3-21
 Spring, Door, 3-19
 Spring, Extn, 1.00od X 0.12wir, 5.0l, 2-33
 Spring, Extn, 1.23od X 0.15wir, 6.5l, 2-11
 Spring, Extn, 0.25 Od .02 Wire 8.0 L, 2-9
 Spring, Flat, Centering, 2-7
 Spring, Tension, 3-21
 Spring, Torsion Centering, 2-25
 Spring, Torsion, Wheel, 2-35
 Spring, Torsion, 2-17
 Spring, Comp, .84Odx.10Wire 2.0L, 3-21
 Spring, 4-3
 Sprng, Comp, 0.74ldx.11Wire 2.5L, 3-21
 Sprocket, Drive, 3-19
 Squeegee Kit F/Tile Gumbr 800, 2-3, 2-35
 Squeegee Kit Oil Rs Urethn 800, 2-3, 2-35
 Stationary Fan, 4-3
 Stop, Tank, 2-17
 Strap Assy, Handle, 2-11
 Strap, Cap Retainer, 2-13
 Strap, Drain Cap, 2-15
 Strap, Drainhose, 2-13
 Strap, Poly, Webbing, 100" L, 2-23
 Strap, 2-29
 Strip, Debris Tray, 3-21
 Stud, M08 X 1.25 20 8.8 Pltd, 2-13
 Stud, Wheel .44-20 X1.22, 4-7
 Switch, Float, 2-13, 2-15
 Switch, Micro, Spdt, 2-31
 Switch, Rocker, 36vdc 05a Dpst On/N/On, 3-17
 Switch, Rocker, Dpst, 2-27
 Switch, 2-27
 Swivel, 2-21

T

Tank, Recovery, 2-13, 2-15
 Tank, Solution, w/Label, 2-17
 Terminal, Fem, 10/12ga [Mp630 P2s], 4-4
 Terminal, Female, 4-3, 4-5, 4-8, 4-9
 Tie, Cable 1.75D Max 7.50Lg, 2-19
 Tie, Cable 4.00D Max 14.50 Lg, 3-19
 Tie, Cable, Nyl, 07.3l .19w 1.8 Max D, 2-21, 2-29
 Tie, Cable, Nyl, 11.4l .19w 3.0 Max D, 2-19
 Tie, Cable, Nyl, 14.5l .30w 4.0 Max D, 2-11
 Timer, 36vdc, Detgt [.35on/1.38off], 3-3, 3-5, 3-7
 Tire Assy, Foam, 410/3.5-06 3.5bc/3bolt, 2-7
 Tool, Removal, Shaft, F/ 222176, 3-19
 Transaxle, Ele, W/50hp Motor (See Breakdowns), 2-7
 Transaxle, Single Drive, 4-7
 Tray, Debris, 32, 3-21
 Tube Assy, Spray, Cyl, 800mm, 3-11
 Tube, Drain, 2-13, 2-15
 Tube, Plastic, 25mm Id, 3-13
 Tube, Rnd, 0.40id 0.50od 02.3l, Ss, 2-11
 Tube, Rnd, 0.50d 0.40b 04.3l, Ss, 3-21

V

Vacuum Fan, 4-3
 Valve, Check, 2 Gpm 2 Psi Bm04/Bm04, 3-5, 3-7
 Valve, Solenoid, 2-21
 Valve, Water, Solenoid, 36vdc Pf02, 3-13
 Vent, Valve, 4-7

W

Washer Flt .25 Ss, 3-19, 3-21
 Washer, 0.28b 1.00d .06t, Stl, Blk, Znc, 2-11
 Washer, .375B 1.25D .12Neopre, 2-35
 Washer, 0.34b 0.69d .06, Nyl, 2-21
 Washer, 0.34b 0.75d 0.12, Epdm, 3-15
 Washer, 0.38b 1.22d .06, Ss, 2-7, 2-11
 Washer, 0.40b 1.12d .12, Stl, Pl, 2-29
 Washer, 0.41b 0.81d .09, Ure, 2-11
 Washer, 0.47b 1.19d .03, Nyl, 4-5
 Washer, 0.53b 1.75d .12, Stl, Pl, 3-21
 Washer, Belleville, .31, 2-7, 2-11
 Washer, Belleville, .38, 2-11
 Washer, Finish, M08, Blk, 2-21
 Washer, Flat, .25 Fender, 2-29, 2-31
 Washer, Flat, .31 Fender, 2-13, 2-15, 2-27
 Washer, Flat, #08, 3-3, 3-5, 3-7
 Washer, Flat, #8, Ss, 2-5
 Washer, Flat, 0.25 Ss, 2-5, 3-11
 Washer, Flat, 0.31 Ss, 3-11
 Washer, Flat, 0.38b 0.88d .08, Ss, 2-7, 2-9, 2-11, 2-13, 2-15, 2-17, 2-19, 2-21, 2-23, 2-27, 2-29, 2-31, 2-33, 2-35, 3-19, 3-21
 Washer, Flat, 0.38b 1.22d .06, Ss, 3-21

Washer, Flat, 0.44b 1.00d .08, Ss, 2-11
 Washer, Flat, 0.50 Sae, 3-21
 Washer, Flat, 0.53b 0.84d .06, Stl, Pl, 2-11
 Washer, Flat, 0.53b 2.13d .11, Stl, Pl, 2-11
 Washer, Flt, .25 Sae, 2-25
 Washer, Flt, .25 Ss, 2-29, 2-31
 Washer, Flt, .25 Std, 2-11
 Washer, Flt, .31 Sae, 2-29
 Washer, Flt, .50 Sae, 2-35
 Washer, Flt, #06, 2-31
 Washer, Flt, 0.321b 1.00d .12, Ss, 2-7
 Washer, Flt, 0.40b 1.12d .12, Ss, 2-7
 Washer, Lock, Int, .31, 2-29
 Washer, Lock, Int, .38, 2-25
 Washer, Lock, Int, #10, 2-29
 Washer, Lock, Int, M03, Ss, 2-23, 2-31
 Washer, Neo., 4-3
 Washer, Spacer, Speed Control, 2-25
 Washer, Spring, 4-5
 Washer-Flt .31 Fender Pltd, 2-17
 Wavy Washer, 4-8
 Wheel, 2.0 Dia, 2-3
 Wheel, 2.0d 0.88w 0.50b, 2-11
 Wheel, 3.0 Dia, 2-3, 2-35
 Wire, 06ga 11.0l Blk .38ring /.38ring, 2-23

