



LESSON  
**1.3**

date: \_\_\_\_\_

**Bible Passage:** Genesis 12; 15–16  
(Abram)

## God Is a Covenant Keeper (Part 2)

### REMEMBER VERSE

Before the mountains were born  
or you brought forth the whole  
world, from everlasting to  
everlasting you are God.  
Psalm 90:2

### SCHEDULE

- Connect**  
5–10 minutes
- Gather**  
20–35 minutes
- Respond**  
15–20 minutes
- Engage**  
15–20 minutes
- Bless**  
5–10 minutes

### Environment: **STORYTELLING**

In this lesson we see the environment of **STORYTELLING** in how God kept His covenant with Abram and made salvation available to all people—including us—through Jesus.





## Inspire


I stood in a white lace dress and heels that made my feet ache so badly that I leaned on my soon-to-be husband, whose hands and voice shook with emotion. Our friends and family watched while we took our vows to love and care for each other, come what may.

My husband and I had already made these vows to each other many times before our marriage, though not in the same words. Even so, something different happened while we stood in a church in front of our community that day. That day, the covenant was sealed, and something in my heart knew the difference.

Since then, our new marriage has been sweet and beautiful. But I can honestly say that our love does not compare to the love I have found in Christ. Through Christ's death on the cross, God has given me a love found nowhere else. He has given me peace that fills me from the inside out. He has given my life meaning by allowing me to play a part in the most important story ever told—His story.

Because of the love I have found in Christ, "my cup overflows" (Psalm 23:5). I am in awe of the fact that He entered into a covenant of love with me and keeps it forever.

## NOTES :



Tori Funkhouser  
TruStory Team




## Equip

Before God entered into a covenant with Abram, He told Abram to leave his home and all of his surroundings and go to a new place where God would lead him. So Abram left, not knowing where God would take him. But God's call came with the promise to bless Abram immensely—to make him a great nation and to bless all of the people of the earth through him (Genesis 12:2–3).

Abram waited 25 long years for God to fulfill His promise. Still, Abram—whose name God would later change to Abraham—chose to believe that God would keep His promises, even when the promises seemed impossible. The Bible says “against all hope, Abraham in hope believed” (Romans 4:18). Paul goes on to say that Abram “did not waver through unbelief regarding the promise of God, but was strengthened in his faith and gave glory to God, being fully persuaded that God had power to do what he had promised” (Romans 4:20–21).

Abram believed God would keep His covenant; we have his testimony and the testimonies of many others. God keeps His promises.


### NOTES :



### Environment of STORYTELLING

The power of The Big God Story impacts our lives by giving us an accurate and awe-inspiring perspective into how God has been moving throughout history. It further compels us to see how God is using every person's life and is creating a unique story that deserves to be told for God's glory.

The 10 Environments guide us in creating a climate that puts God on display. Encourage your families to discover more about creating the environment of STORYTELLING in their homes by checking out HomeFront: A Spiritual Parenting Resource and *Spiritual Parenting* by Michelle Anthony.



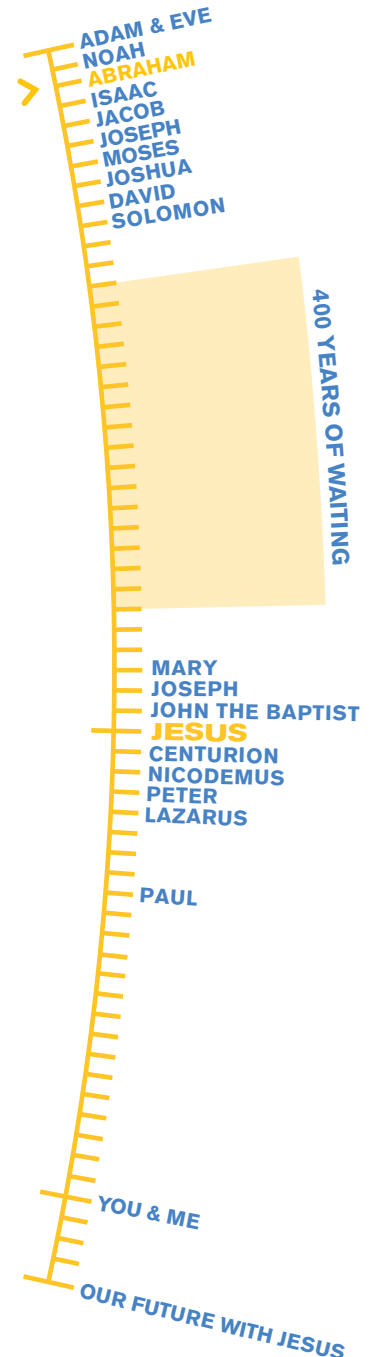
## Support

As you prepare for this lesson, spend time reading the passage on your own and let the Holy Spirit transform you with the same verses you will bring to the children. Let your teaching be infused with the passion and conviction that comes from an overflow of your own life. Listen for the specific “aha” moment God reveals to you as you prepare for the lesson, and integrate that truth into what you share with the kids.

This lesson is merely a tool. Use it as a guide, but make it personal. Think about times in your own life when you’ve seen God keep His promises, and share your stories with the students. Allow the kids, in turn, to share their own stories with you and their peers.


Pray that God will use you to bring the kids into a time of experiencing Him in the church setting. Also pray that parents and kids experience His realness at home. Pray that your kids will be transformed by their encounter with God—that they will know Him better and respond to Him with faith and obedience. If possible, find a time to pray with the parents for their role as spiritual leaders.

## TIMELINE





# Lesson Overview



Experience	Time	Summary	Supplies/Prepare (Master Supply List at <a href="http://tru.davidccook.com">tru.davidccook.com</a> )
<b>Connect//</b>	<b>5-10 min.</b>	Designed to allow children to develop relationships with their leaders and one another.	<b>Silent Scramble</b> • none
<b>Gather//</b>	<b>20-35 min.</b>	Children will gather to experience and learn more about God through communal and personal prayer, a creative telling of the day's portion of The Big God Story, an investigation into God's Word, and more.	<b>Prayer</b> • none  <b>Storytelling</b> • Bibles (1 per child) • biblical costumes and props (robe, walking stick, flashlight, stuffed animals, etc.)  <b>Investigate</b> • Bibles (1 per child)  <b>Remember Verse</b> • Remember Verse cards (see <a href="http://tru.davidccook.com">tru.davidccook.com</a> ) • paper (1 or 2 sheets) • scissors (1 pair) • pen or marker • small paper bag • upbeat music (suggestion: "Celebrate," TruWorship <i>Sincerely Yours</i> )
<b>Respond//</b>	<b>15-20 min.</b>	Kids will worship collaboratively, individually, through many different media, and with an eye toward the greater faith community. The "So what? Now what?" component.	<b>Covenant Stations</b> • dark butcher paper (about 2') • star template (see <a href="http://tru.davidccook.com">tru.davidccook.com</a> ) • yellow paper (6-8 sheets) • scissors (4-5 pairs) • medium-sized bin or bucket of sand • flameless candles (2-4) • index cards (1 per child) • tape • pens or markers • worship music (suggestion: "Remain," TruWorship <i>Sincerely Yours</i> )
<b>Engage//</b>	<b>15-20 min.</b>	Kids will engage with one another through various forms of play, including interactive games and activities, engaging projects and experiments, and more.	<b>Abram Bingo</b> • Abram Bingo board (see <a href="http://tru.davidccook.com">tru.davidccook.com</a> ) • buttons or coins (to use as bingo markers) • pencils or pens • whiteboard and dry erase marker or poster board and marker
<b>Bless//</b>	<b>5-10 min.</b>	Sends the kids out with a sense of peace and blessing so they can be a blessing to their families and others.	• Bible • star stickers (1 per child) • HomeFront Weekly (1 per child; see <a href="http://tru.davidccook.com">tru.davidccook.com</a> ) • HomeFront: A Spiritual Parenting Resource (1 per family; see <a href="http://tru.davidccook.com">tru.davidccook.com</a> or <a href="http://HomeFrontMag.com">HomeFrontMag.com</a> )

\*To make metric conversions, search the Internet for a metric conversion chart or calculator.



# Connect//

**5–10 min.**

**CONNECT** encourages kids to develop relationships with their leaders and one another. Within a free-flowing setting that utilizes simple supplies and conversation starters, **CONNECT** gives kids and leaders the opportunity to get to know one another better.

When Adam and Eve sinned, the relationship between people and God was broken. But in Genesis 12, God began a relationship with a man named Abram, whose name God later changed to Abraham. Through him, God made a covenant to bless the whole world!

**CONNECT QUESTION:** Welcome and greet children. Open your time by asking this question: **What's the longest trip you've ever taken?**

## Silent Scramble

### RELATE

In today's portion of The Big God Story, your kids will discover how God promised to give Abram many, many descendants. In the following game, encourage your kids to work together to silently line themselves up according to birth date. The oldest should go at the head of the line and the youngest at the end. Give the kids a time limit, and emphasize that they cannot speak!

After time is up, see how well they did by having everyone share his birthday. If you have time, consider playing again, asking the kids to line up by height, length of hair, etc.



# Gather//

20–35 min.



*During GATHER, kids will experience and learn more about God through communal and personal prayer, a creative Storytelling of the day's portion of The Big God Story, and an investigation into God's Word, which may include word studies, crossreferencing, and a look into the context surrounding the passage.*

*In this section, your children will often act as detectives and investigators—working together to understand the mysteries and truths found in the Bible.*

## Prayer

Gather your children into a circle. Encourage them to hold their hands in front of them, palms up, as a posture of receiving what God might speak to them today. Before you pray, designate a leader (or two) to open and close the time of prayer. Tell the children they are encouraged to participate in this time of prayer if they would like to. Remind them that praying is simply talking and listening to God, and that He always hears us when we pray.

As you pray, leave space between prayers for kids to take the opportunity to pray, in case some may be apprehensive and need a little more time. Pray that God would bless the day's lesson as you're in His Word. Pray that God would speak to the hearts of His children, revealing to them the truth of today's Ponder Point, that God Is a Covenant Keeper.

## Storytelling

**Bible Passage:** Genesis 12; 15—16

**Storytelling Technique:** Skits

### SUPPLIES

- Bibles (1 per child)
- biblical costumes and props (robe, walking stick, flashlight, stuffed animals, etc.)

### RELATE

**Ever since Adam and Eve sinned in the Garden of Eden, we've seen God working in The Big God Story to restore our relationship with Him. What were some of the ways God did?** (Allow children to answer; interact with their responses.) **Yes—we saw God provide for Adam and Eve, even after they sinned. And we saw God work through Noah to save humanity and the animals during the great flood. God then made a covenant with Noah and promised to never destroy all living things with a flood again. What's a covenant?** (Allow answers.) **A covenant is an extra special promise, and God always keeps His promises. Today we're going to see how God made a covenant with a man named Abram. What do you know about Abram and his place in The Big God Story?** (Allow answers.)

**In order for us to get a good idea of how God worked in Abram's life, we're going to look at different ways God guided Abram.**

Help the kids divide into two groups. Tell them they'll be looking at Scripture passages about Abram and acting them out for the entire group. Give one group Genesis 12:1–9 and the other group Genesis 15:1–7. Encourage each group to read through their passage together and come up with a way to act it out using any costumes and props available.



**Leader Tip**

In Genesis 17, God changes Abram's name to "Abraham," which means "father of many." He also changed Sarai's name to "Sarah." Let your kids know that Abram and Sarai are also known as Abraham and Sarah in The Big God Story.

**Developmentally Speaking**

Fifth and sixth graders are beginning to understand that sometimes God answers "wait" when they pray. The account of Abram is a good example of God telling a man to wait for a precious gift and then delivering a son at just the right time. God kept His promise to Abram.

After a few minutes, invite the first group to come to the front and act out their passage. The second group will act out their passage in a few minutes. Then invite everyone to open to Genesis 12.

**In Genesis 12 God appeared to Abram and told him to leave his father's land and go to a new land. What did God say He wanted to do for Abram?** (Allow the kids from the first group to respond.) **God said He would make Abram into a great nation. Whoever blessed him, God would bless, and whoever cursed him, God would curse. Through Abram and his descendants, the entire world would be blessed! Abram took his wife, his family, and his servants and moved to the land of Canaan.**

Now invite the second group to come to the front and act out their passage. Then invite everyone to turn to Genesis 15.

**Abram had a vision in which God appeared to him and confirmed the things He had said before. God told Abram He was his shield and reward (Genesis 15:1). But Abram was worried. God had told him he would have many descendants. What's a descendant?** (Allow answers.) **Yes, a descendant is a person's children, grandchildren, great-grandchildren and so on. Abram wanted descendants, but he didn't have any children! He didn't know how God's promise was going to come true. So God took Abram outside and showed him all the stars in the sky. Have you ever seen the sky on a clear, dark night? What did you see?** (Allow answers.) **God told Abram that his descendants would be numerous, like the stars in the sky (15:5). (Ask a volunteer to read Genesis 15:6.) Abram believed God, and God gave Him salvation.**

**Fifteen years after God showed Abram the stars, Abram and his wife had a son named Isaac. God's promise of descendants was coming true! What's even more amazing is that God had a much bigger plan for Abram and his descendants. This plan involves you and me. You see, God promised that the whole world would be blessed through Abram's family (Genesis 12:1-3). Can anyone guess which of Abram's descendants would bless the whole world?** (Allow answers.) **That's right—Jesus! Through Jesus, the whole world was blessed. Because Jesus died and rose again, we can receive His salvation and be restored to a right relationship with God.**

**God invites us to be a part of His story and the things He's doing in the world. It's so amazing to know that God has been working throughout all of The Big God Story to bring people back to Him.**

**God loves us so much and wants us to know Him. God kept His covenant with Abram, and He will keep His promises to us.** (Share a story of a time you saw God's faithfulness to His promises.)





NOTES:

## Investigate Discussion Questions

- What did God tell Abram to do? (Genesis 12:1)
- What did God say He would do for Abram? (Genesis 12:1–3)
- What did Abram do when God told him to go? (Genesis 12:4)
- Why do you think Abram was able to trust God?
- What is a covenant?
- How do we see God’s covenant promises coming true in The Big God Story?

## God Keeps His Covenant

In today’s portion of The Big God Story we saw God choose a man named Abram. God promised that He would give Abram many descendants (children, grandchildren, great-grandchildren, etc.), a land to call his own, and that through him God would bless the entire world.

- What is the biggest blessing the world has ever received?

Have your kids look up Joshua 24:16–18, and ask a volunteer to read these verses.

**God kept his promise to give Abram’s descendants land. He rescued the Israelites from slavery in Egypt and helped them take over the land of Canaan. This became the country of Israel.**

- How does this verse relate to God’s covenant with Abram?

Read Acts 3:24–25 aloud. In this part of The Big God Story, a disciple named Peter was preaching about Jesus. He was talking to the Jews—the descendants of Abram.

- What do these verses say about God’s covenant promises?
- How is this verse similar to the verses we heard today?

**Through Jesus, God’s covenant promises to Abram and his descendants came true.**

Invite the children to turn to Hebrews 11, and read verses 8–12 aloud to them.

- What do these verses tell you about God?
- Why is it good to know that God kept His covenant with Abram?



### Space for the Holy Spirit

The Holy Spirit longs to speak to His children. Allow time and space for your kids to respond to what God might be speaking to their hearts.

To create space for children to hear from and respond to Him, ask the kids a few simple questions:

- After all you've seen, heard, and experienced today through God's Word, what do you know about God?
- How does that make you feel?
- What does this mean for your life?
- How do you want to respond to God right now?

As you lead the kids through this time of reflection, pause and ask God to give you the strength and faith to be flexible as you give the children the space to respond in the way that God leads.

NOTES :

## Remember Verse

Each week children will spend time memorizing a portion of Scripture together. Each Remember Verse corresponds with one of the 10 Environments. This week's lesson highlights the environment of **STORYTELLING**, which says **"God has a big story, and I can be a part of it!"**

**STORYTELLING Remember Verse:** *Before the mountains were born or you brought forth the whole world, from everlasting to everlasting you are God.*  
**Psalm 90:2**

### Game: Hot Potato

**SUPPLIES**

- Remember Verse cards (see tru.davidccook.com)
- paper (1 or 2 sheets)
- scissors (1 pair)
- pen or marker
- small paper bag
- upbeat music (suggestion: "Celebrate," TruWorship *Sincerely Yours*; available at tru.davidccook.com for Premium, Unlimited, and Combo users; or iTunes)

**PREPARE AHEAD**

Cut the paper into small strips. Write each word of the Remember Verse on a strip of paper. Put the strips into a paper bag and scrunch the bag up like a ball. Cue the music.

**RELATE**

Encourage the children to gather in a circle on the floor. Let the kids know that as long as the music plays, they should toss the bag back and forth to each other in the circle. When the music stops, the person holding the bag gets to take out one of the strips of paper and place it on the floor. When the music starts playing again, the game will continue. Whoever gets the next word should try to place it in order next to the other word. Continue the game until the entire verse is in order. Play a few rounds until the kids have the verse memorized.



# Respond // 15–20 min.



*During RESPOND, kids will have the opportunity to process what the Holy Spirit has been teaching them.*

*They will be encouraged to demonstrate their response to God in a time of hands-on worship, to express themselves individually through the use of many media, and to worship collaboratively with a mindset focused on the greater community.*

## Resource Tip

“Science Experiments” activities are available for this lesson. Premium, Unlimited, and Combo users may access this resource at [tru.davidccook.com](http://tru.davidccook.com).

## Covenant Stations

### SUPPLIES

- dark butcher paper (about 2')
- star template (see [tru.davidccook.com](http://tru.davidccook.com))
- yellow paper (6–8 sheets)
- scissors (4–5 pairs)
- medium-sized bin or bucket of sand
- flameless candles (2–4)
- index cards (1 per child)
- tape
- pens or markers
- worship music (suggestion: “Remain,” TruWorship *Sincerely Yours*; available at [tru.davidccook.com](http://tru.davidccook.com) for Premium, Unlimited, and Combo users; or iTunes)

### PREPARE AHEAD

Print several copies of the star template onto yellow paper, making sure you have at least one star per child.

### SET UP

Create three stations in your room. At the first station place the copies of the star template, scissors, markers or pens, and tape. Tape the dark paper to a wall at a level the children can reach. At the second station place the bucket of sand or picture of a beach. At the third station place the flameless candles, index cards, and pens or markers. Cue the music.

### RELATE


**Through Abram, God blessed the entire world. God made a covenant with Abram and promised that the things He said would come true. And throughout The Big God Story, we see God working to make these things happen. We can trust that God always keeps His promises.**

Start the music, and give your kids a chance to respond to God keeping His covenant with Abram throughout The Big God Story. Show them the three stations and invite them to interact with whatever station(s) they feel led to visit.

At the star station, they can cut out a star, write an aspect of God's character they're grateful for on the star, and then tape it to the dark paper. At the sand station, the kids can run their hands through the sand as a reminder that they, as believers, have been adopted into Abram's family and the blessings of God. They may also want to use their fingers to write a sin in the sand and then wipe it away as a reminder that Jesus' death frees us from the condemnation of sin. At the station with the candles, they can think



# 1.3



**NOTES :**

about God's covenant with Abram in Genesis 15, take an index card, and write down a way they want to respond to God because of His faithfulness to keep His covenants. Their decision might be related to a personal goal (Bible reading, prayer, etc.), or it may be related to allowing the Holy Spirit to work on a certain area of their lives.

Remind the kids that although we sometimes fail to keep our promises, God never does. He always forgives us when we ask and, through the power of the Holy Spirit, helps us to live for Him.



# Engage//

15–20 min.



*The ENGAGE section gives kids time to play, laugh, and explore together through interactive games and activities, engaging projects, experiments, and more.*

NOTES:

## Abram Bingo

### SUPPLIES

- Abram Bingo board (see [tru.davidccook.com](http://tru.davidccook.com))
- buttons or coins (to use as bingo markers)
- pencils or pens
- whiteboard and dry erase marker or poster board and marker

### PREPARE AHEAD

Print one copy of the Abram Bingo board for each child.

### RELATE

Invite the kids to shout out words that come from today's portion of The Big God Story. Your goal should be to get to 25 words so that the kids can fill in the 25 squares on their bingo boards. As the kids offer words, write them on the whiteboard or poster board. Some examples might be "Abram," "Blessing," "Go," "Stars," etc. If the kids need help, encourage them to look up Genesis 12, 15–16 in their Bibles and find words there.

After you have a good list, hand each child one of the Abram Bingo boards. Encourage the kids to fill out their bingo boards by randomly filling in each square with one of the words from the whiteboard. Point out the markers and let the kids know that their goal is to fill in a vertical, horizontal or diagonal line. Invite three kids to come up and be the "callers" for the round. They can take turns calling out the words on the board in random order. The first child to successfully fill in a line should shout, "Bingo!" Ask the child who gets the "bingo" one of the questions below as well as questions of your own. Play a few rounds, and invite new kids to be the callers each round.

- **What stood out to you in today's portion of The Big God Story?**
- **What did you learn about God today?**
- **How do you see God working in your life?**



# Bless//

5–10 min.



*As followers of Christ, we've been blessed to be a blessing to others. This BLESS time will allow children to take new steps toward living out their part of The Big God Story.*

*This time will lead kids to go out into the community and respond to what they've learned and received from God by sharing and giving away their knowledge and blessings to others.*



## SUPPLIES

- Bible
- star stickers (1 per child)

## RELATE

Invite the children to stand and gather into a circle.

**Through Abram, God brought into the world the Jewish people, the nation of Israel, and, most importantly, Jesus! Through Jesus, God kept His covenant, and He invites all of us to know Him and be saved from our sins.**

Open Bible and read 1 Chronicles 16:15 over your children:

**He remembers his covenant forever, the promise he made, for a thousand generations.**

Now go around the circle and bless each student individually. Invite each child to take a step forward when it's his turn to be blessed. As he comes forward, bless him with the words below and give him a star sticker to remind him that he's one of God's children.

**See what great love the Father has lavished on us, that we should be called children of God! And that is what we are!** (1 John 3:1)

After you've individually blessed the children, gather the whole group together and say:

**Go out this week knowing that God keeps His covenants, which means He always keeps His word and does what He says He will do.**



NOTES:

## home|front

**HomeFront Weekly:** Be sure to send home the HomeFront Weekly for next week's lesson! This preteaching tool for parents encourages families to spend time in God's Word together before children arrive at church.



### HomeFront: A Spiritual Parenting Resource:

This magazine gives families ideas for creating fun, spiritually forming times in their homes—setting aside a sacred space for family in the midst of their active, everyday lives! As the new issue becomes available each month, you may choose to print them for families or encourage them to visit [HomeFrontMag.com](http://HomeFrontMag.com) to subscribe to have the magazine sent directly to their inbox. HomeFront is also available as an app for your iPhone, iPad, or Android device.