



READING NOTES 7

Read Sections 7.2 and 7.3. Then follow the directions below.


7.2 American Strengths and Weaknesses

- List three weaknesses of the Americans at the start of the war.
 -
 -
 -
- Besides patriotism, list two American strengths at the start of the war.
 -
 -

7.3 British Strengths and Weaknesses

- List three strengths of the British at the start of the war.
 -
 -
 -
- List two weaknesses of the British at the start of the war.
 -
 -
- Complete the annotations for the map of Round 1 of Capture the Flag.
 - The Blue team is smaller. It has not warmed up. It hasn't played Capture the Flag as much as the Red team, just like...
 - The Red team is larger. It has warmed up. It has played Capture the Flag more than the Blue team, just like...

- The Blue team's captain has experience playing Capture the Flag, just like...




- The White team cheers for the Blue team, just like...
- Half of the Red team starts the game far away from the field, just like...



Read Section 7.4 and answer the questions below.

7.4 Britain Almost Wins the War

1. Why did the Declaration of Independence increase Americans' motivation to fight and win the war?
2. For which group of Americans did the Declaration of Independence raise hopes as well as questions? Why?
3. What factors allowed the British to almost win the war in 1776?
4. Complete the annotations for the map of Round 2 of Capture the Flag.
 - The teacher tells the Blue team that they will receive a prize if they win the game. This increases their motivation to win, just like...



- Because they have more experienced players, the Red team is almost able to steal the Blue flag, just like...
- One member of the Blue team is told that he or she might not receive the prize, even if the Blue team wins. That player must decide whether to stay on the Blue team or switch to the Red team, just like...




READING NOTES 7

Read Section 7.5 and answer the questions below.

7.5 A Pep Talk and Surprise Victories

Read Section 7.5 and answer the questions below.

1. In your own words, what was the message of Thomas Paine's pamphlet *The Crisis*?
2. How were the Americans able to win such an overwhelming victory at Trenton?
3. How did victories at Trenton and Princeton affect American morale?
4. Complete the annotations for the map of Round 3 of Capture the Flag.
 - The teacher gives the Blue team a pep talk and encourages them to keep fighting, just like...




- The teacher adds a second Blue flag. This makes it harder for the Red team to win and boosts the morale of the Blue team, just like...



Read Section 7.6 and answer the questions below.

7.6 The Tide Begins to Turn

1. As the war progressed, how did Washington revise his military strategy?
2. Why did the American cause look more hopeful after the Battle of Saratoga?
3. Name two foreigners who were present with the Americans at Valley Forge, and explain how they helped the Americans.
 -
 -
4. Complete the annotations for the map of Round 4 of Capture the Flag.
 - The teacher tells the Blue team that they do not have to capture the Red flag to win. Instead, they must keep the Red team from capturing all the Blue flags, just like...



- The teacher has one volunteer from the White team join the Blue team, just like...
- The teacher tells the Blue team that if they can hold on for one more round, they may receive help, just like...



READING NOTES 7

Read Section 7.7 and answer the questions below.

7.7 The War Goes South

1. What tactics did the Americans use successfully against the British in the Southern Colonies?
2. How did the success of the Continental Army in the South contribute to the American victory?
3. How did the French help the Americans in the Battle of Yorktown?
4. Complete the annotations for the map of Round 5 of Capture the Flag.
 - The teacher adds a third Blue flag. This makes it harder for the Red team to win, just like...



- The White team enters into the game to help the Blue team in this round, just like...




Read Section 7.8 and answer the questions below.

7.8 The War Ends

1. How did the British people respond to news of the Battle of Yorktown?

2. What were three key provisions of the Treaty of Paris?
 -
 -
 -

3. Complete the annotations for the map of the end of the Capture the Flag game.
 - By the end of Round 6, many members of the Red team don't want to play anymore, but some do, just like...



- At the end of the game, the Blue, White, and Red team captains shake hands. The Blue and White teams receive their prizes. The Red team captain hands over the Red flag. The Blue team promises to be nice to the Red team, just like...



PROCESSING 7

Create a Fourth of July parade banner that commemorates the reasons the Continental Army was able to defeat the British in the Revolutionary War. Complete these steps:

1. Create a slogan for your banner in large letters. For example, your slogan might say: "David Defeats Goliath: How We Won Our Independence."
2. Decorate the banner with at least five simple visual symbols that represent different reasons the Americans won the Revolutionary War. For example, you might draw the French flag to represent the French assistance that helped the Americans win.
3. Beneath the banner, write a three- or four-word caption that explains what each symbol represents. For example, as a caption for the French flag, you might write, "Help from French Allies."

