

JVC[®]

The Perfect Experience / —

ProHD

Compact High Definition Camcorder

GY-HD200B

New ProHD — Records 720p and 1080i*



720p/24, 25, 30, 50, 60

1080i/50, 60

*1080i recording possible only with optional DR-HD100 HDD drive

HDV[™]
HDV 720p

Mini **DV**



GY-HD200B



M-DV63PROHD

720p/24, 25, 30,
50, 60



BR-HD50

720p/24, 25, 30, 50, 60

720p

IEEE1394

720p/24, 25, 30, 50, 60,
1080i/50, 60
.m2t or .mov files

720p/1080i



DR-HD100

IEEE1394

720p/24, 25, 30, 50, 60, 1080i/50, 60
.mov files

Native File Recording



ACQUISITION

JVC's ProHD — the evolution continues

With the introduction of JVC's ProHD, the promise of digital technology has finally been fulfilled. Equipped with robust professional features, yet surprisingly affordable and remarkably compact, ProHD delivers a complete high-definition solution that has been designed to meet the needs of today's most demanding professionals, while retaining the ability to adapt to future requirements. Since 1996, JVC has continued to develop and diversify its digital video offerings in response to the rapidly changing environment of visual communications and production. JVC continues to evolve its digital cameras and recorders with ground-breaking features and varied storage options, including full-size DV tape and Hard Disk Drives.

Now with the production and delivery of video content shifting to high definition, JVC has combined its expertise in camera, encoding and storage technologies to create an advanced yet affordable HD solution. JVC's ProHD system, adopting the 720p format, utilizes widely available nonproprietary technologies such as MPEG-2 compression, DV recording media and conventional hard disk drives. Based on input from industry principals and leading end users, JVC has developed a system with the most sought-after professional features and performance. For example, the DR-HD100 delivers a unique Direct File Access solution for Apple FCP, as well as an 1080i recording capability via an IEEE1394 interface. It can also record 1080i streams. Simple menu operations allow users to select

1080i60 or 1080i50 as well as m2t or mov file formats.


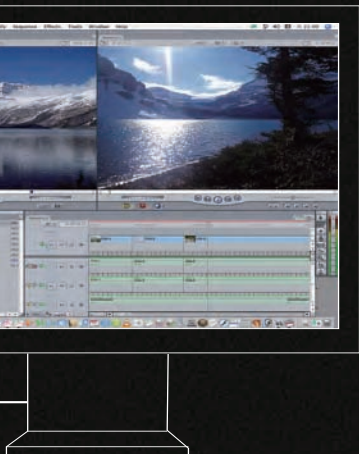
Noteworthy ProHD features include full HD progressive image scanning, true 24p frame capture, and a dual recording system using tape & HDD. As ProHD evolves, JVC will continue to pursue the optimal method of storage media for our professional video products.

The latest addition to the ProHD line is the GY-HD200B, a compact shoulder camcorder featuring improved image capturing characteristics and full-frame 60p recording for smooth, continuous images. And, the GY-HD200B offers many advantages including compact shoulder form factor, interchangeable lenses, and 720p full raster progressive HD with a 19 Mbps bit rate.

Designed and built for professionals, ProHD is the fulfillment of the digital promise, offering true high definition performance in a compact, affordable system.



Apple Mac Pro
Final Cut Pro
Version 6.0.2



720p/25, 30, 50, 60,
1080i/50, 60



720p/24



Printer



720p/25, 30, 50, 60,
1080i/50, 60



720p/1080i

720p/1080i

EDITING

OUTPUT

ProHD – JVC's Affordable HD Solution



1. Full Progressive Scanning (720p)

Leading industry professionals told us that they wanted a full-frame progressive scanning system that would shoot and record the highest quality continuous moving images. ProHD uses the 720/60p progressive format and produces crisp, native HD images which perfectly match today's digital displays and which can be converted easily, without degradation, to interlaced scanning pictures.

2. Time Code

As a professional system, ProHD products include the facility to record and display timecode. Convenient menu operation makes it easy to preset time code at the beginning of a tape. Simply select REC RUN or re-generation mode. User bits are also available.

3. Highly efficient video compression

To provide the highest quality HD recording, JVC uses the broadcast industry standard MPEG-2 Main Profile at H-14. Offering far greater efficiency than frame-bound systems, ProHD records at data rates at or above commercial broadcast rates. Recent advancements in non-linear editing have made it possible to edit ProHD on virtually all popular non-linear editing systems. Direct digital transfers via IEEE 1394

ensure the quality is maintained throughout the transfer process.

4. Dual recording system

Designed to utilize both DV tape and hard disk drives, ProHD offers the ultimate in media versatility, maximizing productivity with efficient, economical editing and low-cost archiving. Now you can safely archive the original tape cassette and then plug the hard disk straight into your NLE. Editing can start right away — no need to make dubs or transfer data.

5. Real 24p

With ProHD, the dream of creating HD video with the essence of film has at last been realized. By capturing and recording at the film frame rate of 24fps, and offering extensive user configurable settings such as exposure, gamma and detail, ProHD becomes an important tool for creative expression. For the ultimate form of display on the cinema screen, 24 frame progressive recordings can be readily transferred to 16 mm or 35 mm film. The optional HZ-CA13U Film Lens Adapter further empowers digital filmmakers by enabling the use of 16mm film mount.



HZ-CA13U
16mm Film Lens
Adapter

The advantages of ProHD

1. HD Progressive (720p/60) format for high quality moving pictures and digital stills

■ Progressive scanning

JVC's ProHD products use the same progressive scanning system used in high-end HDTV cameras. Because the GY-HD200B uses a full-frame (60p) progressive scanning system, it has the unique ability to capture and store full frames of image information. An added bonus of progressive scanning is that it is a very simple process to convert a progressive image to interlaced, but not vice versa. When progressive recordings are paused or played in slow motion, each individual frame contains the full detail of the original image — excellent for viewing and analyzing motion. Stills and prints captured from HD progressive video look far better than from interlaced video. In any case, today's flat panel television displays and fixed matrix projectors, such as D-ILA, DLP and LCD, all utilize a native progressive scanning systems. This means that JVC's progressive recordings can be displayed without imperfection, because they do not need to pass through the degenerative process of de-interlacing, prior to being displayed.

■ DV compatibility

The GY-HD200B uses the same recording track pitch (10 μm) as Professional DV, meaning that it also offers track pitch compatibility with the DV format and the same recording time. The remarkable HD recording capability was achieved by developing a new high-power MPEG codec system capable of maintaining high-definition picture quality, whilst compressing the data to 19.7 Mbps bit rate. With its superior resolution and advanced processing, ProHD delivers top performance in both its native 16:9 HD mode and in the SD mode, either 16:9 or 4:3.

2. True 24 Frame Capture

24p progressive full HD images are ideal for cinematographic applications. From shooting to editing and distribution, an HD system can be established for film-like productions. Unlike 24p images in standard definition, when real 24p HD video is down-converted to SD, the result is truly film-like DVDs. The camcorder itself, with its video lens removed and replaced by a film lens converter system, such as the Mini 35 from P & S Technik, effectively becomes a digital film camera.



The GY-HD200B "BirnsGear" package with the HZ-CA13U

3. JVC's dual recording system

The optional JVC Hard Disk Recorder DR-HD100 creates a dual recording system of tape and hard disk. This system is already utilized by Professional DV users the world over. The many advantages inherent in JVC's dual recording system of tape & hard disk drive are well appreciated. It was only natural that JVC's range of ProHD models would include a Hard Disk Drive recorder and one that can operate equally in DV and HDV modes. The dual recording system provides fast and efficient HDD-based editing and cost-effective tape archiving, using low-cost tapes. Thanks to the newly developed MPEG-2 encoding IC, high-quality pictures can be recorded on readily available compact DV cassettes, so running costs are minimal. As no special equipment or exclusive media are required, the operating costs of the total system can be kept low. The DR-HD100 is mounted at the rear of the camcorder, utilizing an optional bracket which is provided by the leading battery systems manufacturers.



New JVC picture quality optimization technology within GY-HD200B/250

Horizontal resolution and signal-to-noise ratio have been enhanced, making the already high ProHD picture quality even better. Together with ProHD's superior color reproduction, these improvements ensure true professional quality HD imaging.

a. 14-bit A/D converter

To improve both the S/N ratio and the horizontal resolution, a new 14-bit A/D converter was specially developed by JVC to prevent signal deterioration and to generate a fourfold increase in gradations.

b. Wideband front end processing

The ProHD camcorder uses a wideband analog front end to process its CCD sampling via the 14-bit A/D converter. This further improves the S/N ratio and horizontal resolution by optimizing the CCD drive circuitry. The new LVDS (Low Voltage Differential Signal) interface minimizes any other possible signal degradation and so contributes to the improved S/N ratio.

c. Newly-developed pixel converter

To enable 720p/60 recording, a new super encoder and a new pixel converter were developed, incorporating an adaptive filter which optimizes the scalar performance of cross-converted signals, including 1080i. The resultant effects are increased resolution and reduced aliasing. Objects thus have much more natural looking edges and images are therefore extremely lifelike in appearance.

GY-HD200B GY-HD200B ProHD Compact Shoulder Camcorder

Professional ProHD camcorder with smooth 720p/60 capture for best quality images for ENG, EFP and digital cinematography

Designed for news gathering, field production and digital cinematography, the GY-HD200B offers full-frame 720p/60 image capture and real 24p recording capability. Its high resolution and smooth motion make it perfect for ENG and recording sports events, while its HD progressive 24 frames per second record rate lends itself to cinematic productions, giving them a very natural and film-like appearance. So whatever your HD requirements may be, this ProHD camcorder from JVC provides an affordable HD solution and is designed to meet your professional application needs.



Fujinon HTs18x4.2BRM



Canon KT20x5BKRS

Professional specifications

Real 24p camcorder

The GY-HD200B also offers real HD 24p recording capability — previously available on only the most expensive HD cameras. Ideal for DVD production, HD progressive 24-frame-per-second recording makes it possible to shoot images with film-like quality and smooth motion. Once recorded, those images can easily be transferred without frame rate conversion to 16 mm or 35 mm film with full HD fidelity. ProHD's outstanding image quality is supported by a wide range of powerful features which have great appeal to true film professionals. These include the image inverse function, as required by certain film lens adapters, and a menu to select the appropriate combination of color matrix and film gamma type. Cinema Gamma is deployed to assist in making video look like film, and Film Out gamma can be used when the video is to be ultimately transferred to film. This choice of gamma means that the cinematographer, irrespective of whether the final production will be presented as film or as video, can be sure of always getting the best possible image.

Interchangeable HD lenses

The GY-HD200B features a standard professional 1/3" bayonet lens mount, providing the opportunity to use a variety of other professional HD lenses. In addition to the standard Th16x Fujinon lens supplied, a

compliance. Images captured with progressive CCDs have better resolution, especially with motion, and are much easier and efficient to compress than interlaced signals. Pixel-for-pixel compliance in a native 720p workflow environment means that the image will never be scaled or converted in the production chain, further ensuring the highest quality HD signal.

Uncompressed 720p/60 live output via component

When required, the GY-HD200B can output a live uncompressed 720p/60 signal or 1080i/60 in the form of analog component signal, making it an excellent choice as a video server feed. One very important reason why JVC developed the progressive form of HDV was the ease and speed with which a progressive signal can be converted to other formats, irrespective of whether the conversion is up, cross or down. Conversion to 1080i is always performed in real time because the time-consuming complexity of de-interlacing is not required.

Professional functions

Compact shoulder mount

JVC's ProHD camcorders are the first fully professional HD camcorders to feature a compact design and shoulder mount. Like its predecessors, the GY-HD200B offers excellent mobility and enhanced usability, while its flexible range of ergonomic adjustments ensures that any camera operator, regardless of stature or physique, can support the camcorder steadily and, above all, comfortably.

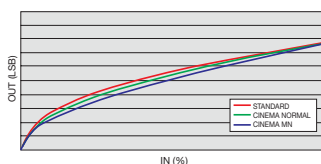
Professional functions and switch layout

In addition to the Full Auto Shooting to handle difficult or variable lighting environments, the GY-HD200B is equipped with an array of functions that give professionals creative flexibility. These include, zebra, gain, white balance and full shutter control. Also, the GY-HD200B's switches have been positioned where professional camera operators expect them to be. Shooting is intuitive, precise, easy, and error-free, because the learning process is minimized dramatically, making the GY-HD200B the ideal camera for any assignment.

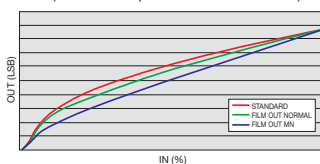
Detachable 230,000-pixel LCD color viewfinder

The viewfinder's eyepiece can be moved backwards and forwards and can also be adjusted laterally for left or right eye shooting, so the viewfinder can fit any operator comfortably. JVC's own developed proprietary and patented Focus Assist control ensures fast and easy focusing. It has 3 settings, (high, medium & low) depending on the

Cinema Gamma
(for film-like video productions)



Film Out Gamma
(for subsequent transfer to film)



number of other 1/3" bayonet mount zoom lenses is available. Canon offers a powerful 20x5mm zoom lens and Fujinon similarly an 18x4.2mm, besides a very wide 13x3.5mm lens and 17x5mm lens. Furthermore, lens mount adapters ACM-12 and ACM-17 convert the mount to 1/2" and 2/3" bayonet mount respectively, providing cost savings by way of using existing 1/2" and 2/3" lenses. Also, to enable the use of film camera lenses, specialist film lens adapters are available.

3-CCD camera system with 720p HD CCDs

JVC ProHD cameras use true native progressive-scan, full-raster 1280 x 720 CCD imagers with micro-lenses that offer pixel-for-pixel HD

GY-HD200B GY-HD200B ProHD Compact Shoulder Camcorder

type of subject in view. To make focusing even easier, a black and white mode is available. Stronger contrast and reduced color noise make visualization and composition easier in this mode and put less strain on the eyes, which allows longer periods of shooting. The eyepiece viewfinder can be used at same time as the LCD display. If it is not required, the eyepiece viewfinder may be detached.

3.5" LCD display panel

This 250,000-pixel 3.5" color TFT LCD monitor provides a high-resolution image during shooting and playback. JVC's own developed Focus Assist control ensures fast and easy focusing. A push button selects three display modes:

1. Video only
2. Video images with text information overlay including time, status, mode and other data are shown on the screen.
3. Only information such as time, status, mode, time code, audio levels and other data is shown on the screen.

Various audio-related functions

When color bars are output, an audio reference level (test tone) can also be output if required. This is requested via the menu. The audio reference level can be set at -12 dB or -20 dB as required. To minimize extraneous noise picked up by the microphone, a "wind cut" function is provided.

Versatility and flexibility

Camera settings recorded on SD card

Customized settings can be stored on a standard SD memory card and loaded into another GY-HD200B or changed on site, as required.

IEEE 1394 (FireWire) in/out

A convenient IEEE 1394 interface allows easy direct connection to NLE systems or to a PC for capturing, editing and archiving.

User-friendly design

Universal ergonomic design

The camcorder adapts to fit any shape of body comfortably because of the shoulder pad that can be moved back & forth, the left or right eye viewfinder that can also adjust back & forth, and the padded audio monitor that slides up & down.



Patented "FOCUS ASSIST" function

A JVC patented device, Focus Assist, turns focusing into a fast, easy and accurate process. When Focus Assist is activated, the picture in the viewfinder becomes monochrome and all objects which are in focus take on a colored fringe. In addition to the factory default Middle position, Low and High positions are available. In the Low position, you can limit the area in focus for more precise focusing. This is particularly helpful when using the technique of pulling focus. Focus Assist works equally in the 0.44" viewfinder and the 3.5" LCD panel. There are two Focus Assist buttons, one for each of handheld and shoulder operation.



Out-of-focus image



In-focus image

The edge of the in-focus subject is shown in color, telling the operator that the subject is in-focus. A major benefit of this system is that it operates in real time.

Connect to optional external HDD

The camcorder has a hard disk drive accessory option, DR-HD100, which connects via the IEEE 1394 port. Footage captured on the hard disk can be edited immediately without having to wait for data to be transferred.

Other features

- Two XLR audio inputs
- Full Auto Shooting
- Adjustable color matrix
- LCD mirror mode
- Two-mode composite out
- Color bars
- The "heel" with the KA-V100 being the "toe" for tripod based attachment

DR-HD100 Hard Disk Drive incorporating the latest Native File Recording technology

Connects to GY-HD200B camcorder

The DR-HD100 has been designed specifically to attach to the GY-HD200B camcorder. Interlocked to the camcorder's record trigger, HD and SD images can be recorded together with audio and time code. It is powered by either a built-in rechargeable or an external battery. The DR-HD100 is supplied with its own cradle, from which it is detached easily. Optional brackets are available for mounting the HDD recorder at the rear of the camcorder. And, to provide flexibility during the media transition period, JVC has added an 1080i recording capability using a IEEE1394 interface with the DR-HD100.

Compatible with popular NLE systems for HD and DV editing

Native File Recording technology permits the DR-HD100 recording data in HD and DV to be set to the NLE's native file format. This means that no time is lost to the lengthy processes of file transfer and rendering. Use DR-HD100 instantly with the most popular applications from Adobe, Apple, Avid, Canopus and many more. As new application support is released, the DR-HD100 can be updated in the field with new system software, by an easy process using the disk drive itself. Native File Recording, when used with Apple FCP, is the fastest and easiest HD workflow in the industry. While using the DR-HD100 menu, m2t or mov file formats can be selected.

Integrated with camcorder and disk drive operation

Attached to the GY-HD200B, the DR-HD100's record and record/pause functions are controlled from the camcorder. Time code generated by the camcorder is recorded to files on the DR-HD100. The status of the DR-HD100 and other vital information appears in the camcorder's viewfinder and LCD display.

Long record times

This hard disk drive option extends uninterrupted record time by hours. For example, an 100GB FireWire drive can store 8 hours of DV and HD1080i video and 10hours of HD video (at 720p). It is possible also to daisy chain up to four external drives of different capacities to the DR-HD100, enabling uninterrupted recording of incredibly long durations.

LCD display and playback modes

The DR-HD100 features a detailed LCD that displays system mode, time code and disk space remaining. When used with the GY-HD200B camcorder, clips can be reviewed on the viewfinder, LCD panel or external monitor, by using DR-HD100's playback mode. Functions include record, play, pause, stop, forward index, back index and multi speed fast forward and rewind.

BR-HD50 ProHD Recorder/Player



- HDV 60Hz and 50Hz compatibility
- Standard DV & Mini DV compatible mechanism
- DVCAM playback capability
- Auto error correction system
- Sweeper heads
- HDMI OUT
- RS-422A interface
- IEEE 1394 interface
- Versatile analog connectors
- DV and HDV recording
- Multi-format output and cross-converter function

Optional accessories & related equipment

CAMCORDER OPTIONS

1/3" High quality zoom lens



- HTs18x4.2BRM
- HTs18x4.2BERM (2x extender)

1/3" Wide zoom lens



- Th13x3.5BRMU

1/3" Zoom lens



- Th17x5BRM

1/3" MD Zoom lens for video conferencing



- Th17x5BMD

1/3" High quality zoom lens



- KT20x5BKRS

Lens mount converter



- ACM-17 (2/3" → 1/3")
- ACM-12 (1/2" → 1/3")

Wide converter



- WCV-82SC
for use with the Th16x5BRMU

16mm film lens adapter



- HZ-CA13U

IDX V-mount battery



- VL-2PLUS (Charger)
- Endura E-7S (Battery)
- JVC-PV (Battery plate)

Anton Bauer battery



- Trimpac 14 (Battery)
- Tandem 70 (Adapter)

Microphone



- MV-P615U

Remote control units

6-pin DIN



- RM-LP55U (Handheld)
- RM-LP57U (Desk mount)

Manual zoom control



- HZ-ZS13BU
Cannot be used for HTs18x4.2BRM lens.
Use Fujinon ZMM-6; Module unit/CZH-14;
Grip/CFC-12-990; Cable/MCA-7; Mounting clamp
- HZ-ZS100U (Handle zoom)

Manual focus control



- HZ-FM13U* (Fujinon)
- HZ-FM15U (Canon)
*The HZ-FM13 cannot be used for S14 and Th16 lenses.
Use Fujinon FMM-8; Module unit/CFH-3;
Grip/CFC-12-990; Cable

Tripod base



- KA-551U

ProHD TAPES MiniDV



- M-DV63PROHD ProHD tapes (miniDV size)
- M-DV12CL MiniDV cleaning tape

HARD DISK DRIVES



- DR-HD100-100 (100GB capacity)

HD MONITORS

CRT HDTV monitor



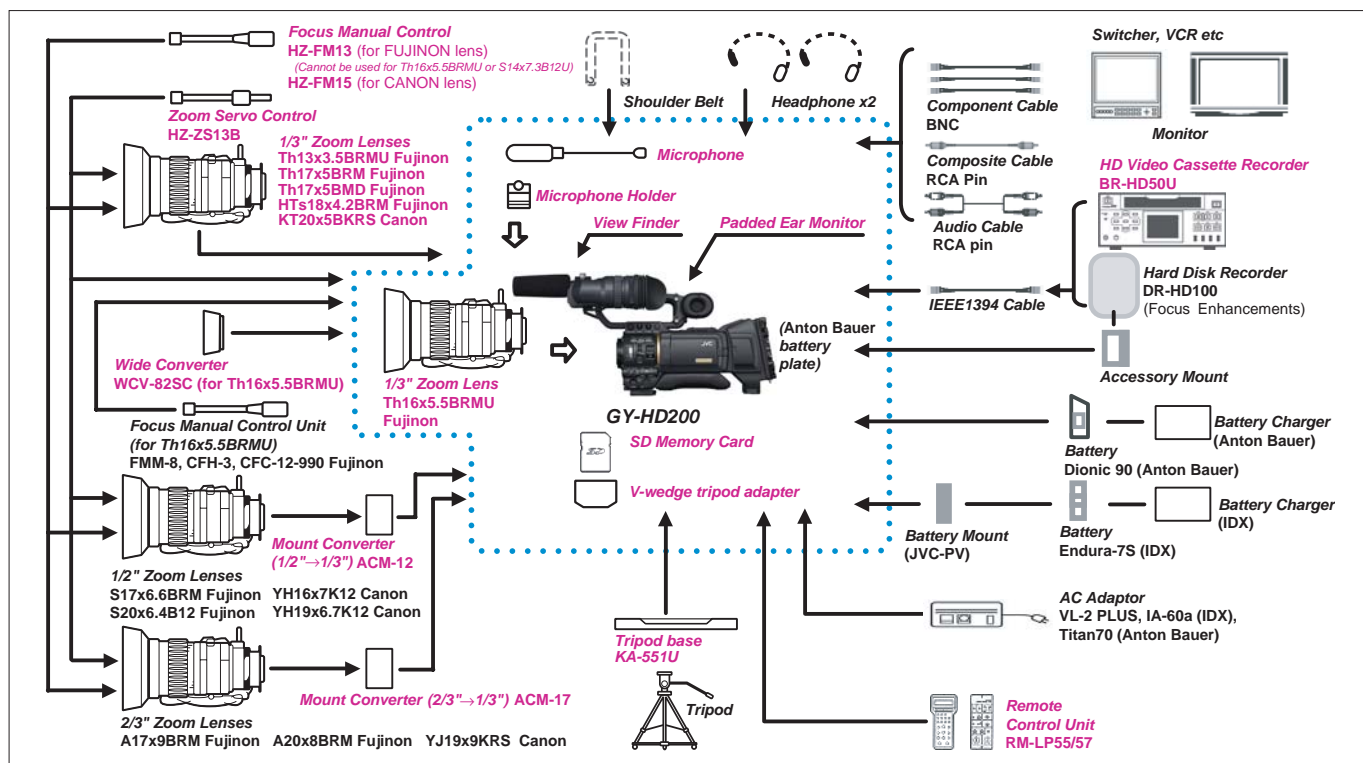
- DT-V1710CG (17")
- DT-V100CG (10")

LCD HDTV monitor



- DT-V24L1D (24")
- DT-V20L1D (20")
- DT-V17L2D (17")
- DT-V9L1D (9")

System configuration



SPECIFICATIONS

GY-HD200B

[General]

Power requirement: DC 12 V (10.5 — 17 V)
 Power consumption: Approx. 23 W (in Record mode)
 Dimensions (W x H x D): 8-7/8 x 9-9/16 x 15-13/16 inches (224 x 242.3 x 401 mm)
 Mass: 8.0 lbs. (3.6 kg) (including viewfinder, microphone and tape)
 Temperature:
 ■ Operating: 32°F to 104°F (0°C to 40°C)
 ■ Storage: -4°F to 140°F (-20°C to 60°C)
 Humidity:
 ■ Operating: 30% to 80% RH
 ■ Storage: 85% RH or less

[Camera section]

Image pickup device: 1/3" interline-transfer CCDs
 Color separation optical system: F1.4, 3-color separation prism
 Number of pixels: Total: Approx. 1,110,000 pixels
 Color system: PAL (wide band R-Y, B-Y encoder)
 Color bars: SMPTE HDTV color bars/EBU color bars
 Sync system: Internal sync (built-in SSG)
 External sync: BB, VBS, signal or HD tri-sync signal
 Lens mount: 1/3" bayonet system
 ND filter: +1/4ND, +1/16ND
 Gain: 0, 3, 6, 9, 12, 15, 18 dB, ALC
 Electronic shutter:

■ Standard value: 59.94 Hz
 ■ Fixed values: 7.5-10,000 Hz, 11 steps (HDV HD60P/HDV HD30p/DV 60i) 6.25-10,000 Hz 11 steps (HDV HD50p/HDV HD25p mode), 6-10,000Hz, 12 steps (HDV HD24p/DV 24p)
 ■ Variable scan: about 60 to 10,000Hz (HDV HD60p/HDV HD30p/DV 60i)/ about 50 to 10,000 Hz (HDV HD50p/HDV HD25p mode), about 24-10,000Hz (HDV 24p; DV24p)

[VTR section]

Video:
 Recording format: 720/24p, 720/25p, 720/30p, 720/50p, 720/60p, 480/24p, 480/60i
 Video Format:

[HDV]

■ Video signal recording format: HDV1 format, 8-bit, 19.7 Mbps
 ■ Compression: MPEG-2 video (profile & level: MP@H-14)
 ■ Sampling frequencies: 720/60p: 74.25/1.001 MHz (4:2:0 component), 720/50p: 74.25 MHz (4:2:0 component), 1080/60i: 74.25/1.001 MHz (4:2:0 component, cross conversion only), 1080/50i: 74.25 MHz (4:2:0 component, cross conversion only)

[DV]

■ Video signal recording format: DV format, 8-bit, 25 Mbps
 ■ Compression: DV compression, 4:1:1

Audio:

[HDV]

■ Audio signal recording format: MPEG1 Audio Layer II

[DV]

■ Audio signal recording format: 16-bit (locked audio), 48 kHz PCM for 2 channels or

12-bit, 32 kHz PCM for 4 channels
 ■ Usable tape: Mini DV tape
 ■ Tape speed: 18.831 mm/sec.
 ■ Record/play time: 63 minutes (with an M-DV63PROHD tape)

[Connectors]

Analog composite output: 1.0 V (p-p), 75 ohms, unbalanced (RCA)

Analog component output:

■ Y: 1.0 V (p-p), 75 ohms, unbalanced (BNC)
 ■ R-Y/B-Y: 0.7 V (p-p), 75 ohms, unbalanced (BNC)

Audio inputs:

■ Mic: -60 dBs, 3 kohms, balanced (XLR), +48 V output for phantom power supply
 ■ Line: +4 dBs, 10 kohms, balanced (XLR)
 ■ Audio outputs: -8 dBs, low impedance, unbalanced (RCA)
 ■ Earphone jack: -18 dBs to -60 dBs, 8-ohm impedance (stereo mini-jack x2)
 ■ IEEE1394 connector: 6-pin
 ■ Remote connector: DIN 6-pin

[Accessories provided]

Viewfinder x 1, Lens (Th16x5.5BRM) x 1, Microphone x 1, SD memory card x 1, V-wedge tripod adapter (KA-V100) x 1

RECORDING FORMATS & LIVE SIGNAL OUTPUTS

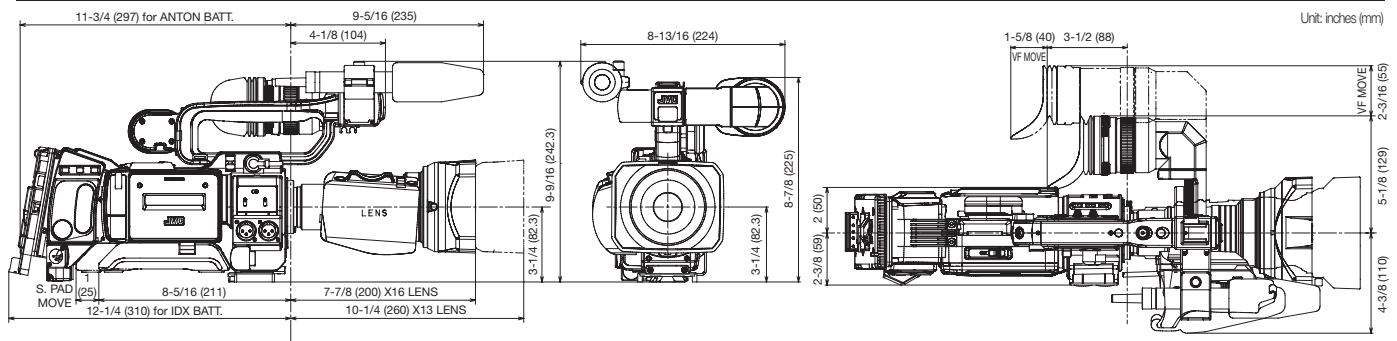
	Recording (Shooting)	Rec on tape	1394 out	Component (EE out)	Composite out
HD (HDV)	720/60p	←	←	←	480/60i
	720/30p	←	←	720/60p	480/60i
	720/50p	←	←	←	576/50i
	720/25p	←	←	720/50p	576/50i
HD	720/24p	←	←	720/60p	480/60i
	720/60p	N/A	N/A	1080/60i	480/60i
DV	720/50p	N/A	N/A	1080/50i	576/50i
	480/60i	←	←	←	←
	480/60i (24p)	←	←	←	←

	Playback	1394 out	Component			Composite out
HDV	720/60p	←	480/60i	1080/60i	720/60p	480/60i
	720/30p	←	↑	↑	↑	↑
	720/50p	←	576/50i	1080/50i	720/50p	576/50i
	720/25p	←	↑	↑	↑	↑
DV	720/24p	←	480/60i	1080/60i	720/60p	480/60i
	480/60i	←	←	←	←	←
	480/60i (24p)	←	←	←	←	←

	Recording (1394 in)	Rec on tape	Component			Composite out
HDV	720/60p	←	480/60i	1080/60i	720/60p	480/60i
	720/30p	←	↑	↑	↑	↑
	720/50p	←	576/50i	1080/50i	720/50p	576/50i
	720/25p	←	↑	↑	↑	↑
DV	720/24p	←	480/60i	1080/60i	720/60p	480/60i
	480/60i	←	←	←	←	←
	480/60i (24p)	←	←	←	←	←

* Tapes recorded in HDV 1080i format cannot be played back by GY-HD200B/250 nor by BR-HD50.

DIMENSIONS



* HDV™ and HDV™ logo are trademarks of Sony Corporation and Victor Company of Japan, Limited (JVC).
 * DVCAM™ is a registered trademark of Sony Corporation.
 * DTE™ (Direct to Edit™) is a registered trademark of Focus Enhancements.
 * Product and company names mentioned here are trademarks or registered trademarks of their respective owners.

The values for weight and dimensions are approximate.
 E & O E. Design and specifications subject to change without notice.



DISTRIBUTED BY



■ Hachioji Business Center of Victor Company of Japan, Ltd. has received ISO14001 and ISO9001 Certifications under the global standard for environmental management.