



2016 SNOWMOBILE CATALOG



Sleeve Installation

The ★ column, next to the sleeve part number, will help the rebuilder identify the cylinder that is to be sleeved.

The ★ column designation will also help the rebuilder to determine the proper installation procedure.

★ Column Code Explanations:

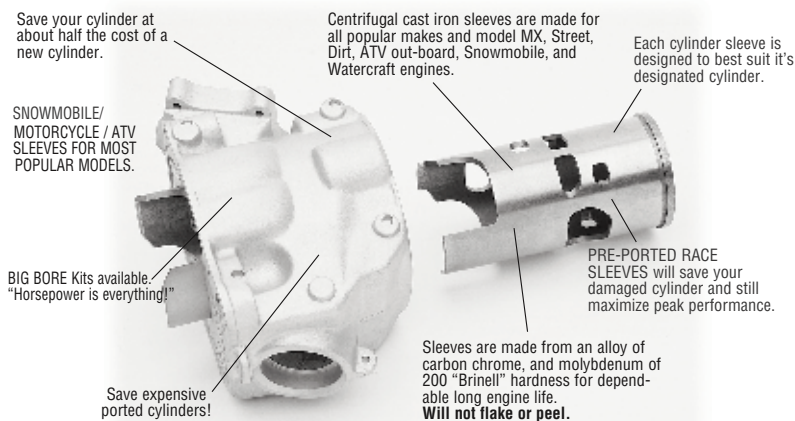
AC - Original cylinder bore is alloy-chrome plated, Nikasil, or electrofused. The cylinder must be bored to accept the new cylinder sleeve.

CS - Original block has a cast-in sleeve liner in the cylinder. The cylinder must be bored out to accept the new cylinder sleeve. The cast-in liner will be bored completely out of the cylinder. Do not try to push out the cast-in liner, cylinder damage may be the result.

CI - Original block has a cast-in liner in the cylinder. The cylinder must be bored to accept the new cylinder sleeve. When using a CI style sleeve the cast-in liner will not be completely removed. The sleeve is designed to insert into the iron lined cylinder.

RS - Original block has a replacement sleeve. Heat the cylinder to remove the sleeve. Reheat the cylinder to install the new cylinder sleeve.

CC - Original barrel is cast-iron. The cylinder must be bored to accept the new cylinder sleeve.



General Rules for Sleeve Installation:

These tips are intended to be a guide for installing sleeves into cylinders. There are always exceptions to the rule and care must be taken on special applications.

ALWAYS WAIT UNTIL THE SLEEVE ARRIVES BEFORE BEGINNING ANY MACHINE WORK. NEVER ASSUME THAT THE STATED MODEL AND YEAR OF THE CYLINDER IS CORRECT. ALWAYS CHECK TO SEE IF THE SLEEVE PORTS MATCH THE CYLINDER PORTS.

1. Interference fit for cylinder sleeve to aluminum bore is .004.
2. Interference fit for cylinder sleeve to a cast iron bore is .002 to .003.
3. Installation of flanged type sleeves follow the same rules, but the top of the cylinder must have a counter-sink to the correct depth to accept the flanged sleeve. .000 to .001 interference fit on the flange diameter is recommended.
4. Heating the cylinder for 45 minutes to one hour at 350 degrees to 450 degrees is preferable.
5. The sleeve should slide in very easily when the cylinder is properly heated. Freeze shrinking the sleeve is not necessary. (Some machinists believe this assists installation of the sleeve.)
6. REMEMBER: Rap or press the sleeve down while the cylinder is cooling down. Use a hydraulic press for this procedure.
7. Milling the top deck of the cylinder always adds a quality touch. A caution here, some cylinders may not be able to have the top surface decked.
8. For two-stroke cylinders, blending or matching the aluminum cylinder to the sleeve ports is recommended for proper fuel flow.



| Model | ARCTIC CAT | cc/ Cyl. I.D. | ★ (SUZUKI) | Piston | Kit | mm | Size | Piston |
|---|---------------------|--|------------|---------|----------------------|--------|------------|--------|
| 340 Jag, Lynx, Puma, Cheetah, Bearcat, Panther (AG-34) | Fan Cooled | 339cc Twin 60mm 2.362" | AC | FL-1112 | | | | |
| Z 370 1999-07 Z 370ES 2000-03 Z 370LX 2004-07 Panther 370 2001, 2004-08 | Fan Cooled | 367cc Twin 60mm 2.362" | AC | FL-1245 | 2454M06000 | SK1386 | 60.00 Std. | |
| 440 El Tigre 4000 | Fan Cooled | 431cc Twin 65mm 2.559" | AC | FL-1138 | 2300M06500 | | 65.00 Std. | 7001DA |
| Trail Cat 4000 1980 440 Panther (AK-44) 1980-81, 1989-02 440 Bearcat 1996-2000 440 Jag, SuperJag, AFS 1987-99 Z 440 1995-98 | Fan Cooled | 431cc Twin 65mm 2.559" | AC | FL-1120 | | | | |
| Z 440 1999-02 Z 440ES 2000-02 Z 440ESR 2003 Z 440LX 2004-06 | Fan Cooled | 431cc Twin 65mm 2.559" | AC | FL-1246 | | | | |
| El Tigre 5000 1985-88 Pantera 440 1985-88 | Liquid Cooled | 436cc Twin 68mm 2.677" | AC | FL-1096 | 2268M06800 | SK1000 | 68.00 Std. | 7002DA |
| Pantera 440 (AJ-44) 1990-93 Prowler 440 (AJ-44) 1990-92 | Liq.Cooled | 436cc Twin 68mm 2.677" | AC | FL-1173 | 2332M06800 | SK1085 | 68.00 Std. | |
| Prowler 440 Special 1991 | Liquid Cooled | 436cc Twin 68mm 2.677" 1991-92 | AC | FL-1241 | | | | |
| Prowler 440 Special 1992-93 | Liq. Cooled | 436cc Twin 68mm 2.677" | AC | FL-1188 | | | | |
| Prowler 440 1993-94 | Liquid Cooled | 436cc Twin 68mm 2.677" | AC | FL-1195 | | | | |
| Cougar 440 (AL-44) 1994 | Liquid Cooled | 436cc Twin 68mm 2.677" | AC | FL-1173 | | | | |
| Jag 440 1996 Panther 440 1996-98 | Liquid Cooled | 436cc Twin 68mm 2.677" | AC | FL-1217 | | | | |
| ZL 440 1997-2000 | Liquid Cooled | 436cc Twin 68mm 2.677" | AC | FL-1217 | | | | |
| ZR 440 (AN-49) 1994-95 | Liquid Cooled | 436cc Twin 68mm 2.677" | AC | FL-1201 | | | | |
| ZR 440 1996-98 | Liquid Cooled | 438cc Twin 66.5mm 2.618" | AC | FL-1218 | 2390M06650 | SK1260 | 66.50 Std. | |
| ZR 440 Snow-Pro 1999 | Liquid Cooled | 438cc Twin 66.5mm 2.618" 1999-01 | AC | FL-1270 | 2418M06650 '99-01 | SK1308 | 66.50 Std. | |
| ZR 440 Snow-Pro 2000-02 | Liquid Cooled | 438cc Twin 66.5mm 2.618" | AC | FL-1265 | 2439M06650 2002 | SK1331 | 66.50 Std. | |
| ZR 440 Sno Pro 2003-04 | Liq. Cooled (95B1) | 438cc Twin 66.5mm 2.618" | AC | FL-1287 | | | | |
| ZR 440 Sno Pro 2006 | Liq. Cooled (95B5) | 438cc Twin 66.5mm 2.618" | AC | FL-1305 | | | | |
| ZR 4000 LXR, RR 2015-16 | Liq. Cooled | 499cc Twin 71mm 2.796" | AC | FL-1272 | 2438M07100 | SK1330 | 71.00 Std. | |
| 5000 Series 1976-77 | Free Air | 500cc Twin 70mm 2.755" | AC | FL-1063 | 2286M07000 | | 70.00 Std. | |
| 5000 Series 1976-78 | Fan Cooled | 500cc Twin 70mm 2.755" | AC | FL-1094 | | | | |
| 5000 Series 1978-80 | Free Air (6 Port) | 500cc Twin 70mm 2.755" | AC | FL-1095 | | | | |
| Cougar 5000 1985 | Fan Cooled | 500cc Twin 70mm 2.755" | AC | FL-1094 | | | | |
| Cougar 5000 1986-90 Cheetah 5000 1986-90 Panther 5000 1986-88 | Fan Cooled (6 Port) | 500cc Twin 70mm 2.755" | AC | FL-1159 | | | | |
| | Fan Cooled | 500cc Twin 70mm 2.755" | AC | FL-1094 | | | | |

Metric conversion: 1mm = .03937"



| Model | ARCTIC CAT | cc/ Cyl. I.D. | ★ (SUZUKI) | Piston | Kit | mm | Size | Piston |
|--|-----------------------------------|-------------------------------|------------|--|-------------------------------------|--------|--------------------------|-------------------------------|
| 6000 Series 440 1978-79 | Liquid Cooled | 436cc Twin 68mm 2.677" | AC | FL-1096 | 2268M06800 | SK1000 | 68.00 Std. | 7003DA |
| 6000 Series 500 1980-81, 1984-86 | Liquid Cooled | 500cc Twin 70mm 2.755" | AC | FL-1105 | 2293M07000 | | 70.00 Std. | |
| ZR/ZL500, ZR/ZL500 EFI 1998-00 Powder Special 500 1999-2000 | | 497cc Twin 71mm 2.796" | AC | FL-1234 | 2393M07100 | SK1261 | 71.00 Std. 71.00 Std. | 7004DA 01.5597.000 (Pro-X) |
| ZR/ZL500, ZR/ZL500 EFI 2001-02 Mountaincat 500 2001-02 (88BB) (Power Valve Models) Liquid Cooled | | 497cc Twin 71mm 2.796" | AC | FL-1247 | | | | |
| F5 500 Firecat 2003-14 M5 500 Mountaincat 2005-06 Crossfire 5 2007-09 LXR 2007-12 Sabercat 500 2004-06 Sno Pro 500 2010-14 ZR 4000 LXR, RR 2015-16 | Liquid Cooled | 499cc Twin 71mm 2.796" | AC | FL-1272 | 2438M07100 | SK1330 | 71.00 Std. | |
| EI Tigre 6000 1986-90 Cheetah 530 1986-88 | Liquid Cooled | 529cc Twin 72mm 2.835" | AC | FL-1146 | | | 72.00 Std. | |
| 530 EI Tigre EXT 1989 | Liquid Cooled | 529cc Twin 72mm 2.835" | AC | FL-1168 | | | | |
| 530 EI Tigre EXT 1990-91 | Liquid Cooled | 529cc Twin 72mm 2.835" | AC | FL-1174 | | | | |
| 550 EXT Special, Mountain Cat, Cougar, Bearcat 1991-02 (AA-55) Pantera 550 1993-94, 2002-05 Panther 1997-01, ZL550, ESR 2000-03 | Liquid Cooled | 550cc Twin 73.4mm 2.889" | AC | FL-1177 | 2338M07340 | SK1101 | 73.40 Std. | 7005DA |
| EXT 580Z, Mountain Cat 1993-94 | Liquid Cooled | 580cc Twin 75.4mm 2.968" | AC | FL-1192 | 2348M07540 | SK1141 | 75.40 Std. | 01.5593.000 |
| EXT 580, Mountain Cat 1995-98 ZR 580 1994-97 | Liquid Cooled (3 Port Exhaust) | 580cc Twin 75.4mm 2.968" | AC | FL-1203 | | | | |
| 580 Pantera (AA-58) 1995-01 EXT DLX 1998 ZL 580 2000 | Liquid Cooled | 580cc Twin 75.4mm 2.968" | AC | FL-1192 | | | | |
| Z570 2002-07 F570 2008-14, T570 '08-14 Bearcat 570 2004-14 Bearcat 2000 2015-16 Lynx 2000 2015-16 Mountaincat 570 2002-04 Panther 570 2002-07 | Fan Cooled | 565cc Twin 73.8mm 2.905" | AC | FL-1269 | | | | |
| ZRT 600 1996-01 EXT 600 1997 Powder Extreme 1997-98 Triple Touring 1999-01 | Liquid Cooled | 594cc Triple 66.5mm 2.618" | AC | FL-1212 | 2364M06650 | SK1189 | 66.50 Std. | 7006DA |
| Big Bore to 700cc | | 700cc Triple 72mm 2.834" | AC | FL-1212B NO LONGER IN PRODUCTION | | | | |
| ZR 600 1998-00 Powder Special 600 1998-00 (88B6) ZL600 1999-00 (Bridged Exhaust) | Liquid Cooled | 599cc Twin 78mm 3.070" | AC | FL-1235 | 2391M07800 (Not for 2000 Models) | SK1263 | 78.00 Std. 78.00 Std. | 7007DA 01.5698.000 (Pro-X) |
| Big Bore to 680cc | | 680cc Twin 83mm 3.268" | AC | FL-1235B | 2392M08300 (Not for 2000 Models) | SK1264 | 83.00 Std. | |
| ZL 600, EFI, ESR, SS 2001-03 ZR600 2001-02 Mountain Cat 600 EFI 2001-05 Pantera 600 EFI 2002-05 (88BA) | Liq. Cooled | 599cc Twin 78mm 3.070" | AC | FL-1271 | 2427M07800 | SK1316 | 78.00 Std. 78.00 Std. | 7008DA 01.5601.000 (Pro-X) |
| CF6 600 Firecat 2004-11 M6 600 Mountaincat 2007-11 Crossfire 6 2006-11 LXR 2007-09 Sabercat 600 2004-06 Sno Pro 600 2007-11 | Liquid Cooled | 599cc Twin 73.8mm 2.906" | AC | FL-1285 | 2445M07380 | SK1384 | 73.80 Std. | |

Metric conversion: 1mm = .03937"



| Model | | ARCTIC CAT | cc/ Cyl. I.D. | ★ (SUZUKI) | Piston | Kit | mm | Size | Piston |
|----------------------------|---|---------------------------|-------------------------------|------------|----------|---|------------------|-------|----------------------------------|
| ☞ | Sno Pro 600 2012-13 ZR 6000 Sno Pro R 2014 ZR 6000R SX 2015-16 | Liquid Cooled | 599cc Twin 73.8mm 2.906" | AC | FL-1319 | 2445M07380 | 73.80 | Std. | |
| ☞ | M6000 2014-16 XF6000 2015-16 ZR 6000 El Tigre 2014-16 ZR 6000 Sno Pro ES, RR 2015-16 ZR 6000 LXR 2015-16 ZR 6000 R XC 2015 | Liquid Cooled CTEC2 | 599cc Twin 73.8mm 2.906" | AC | FL-1320 | 2464M07380 | 73.80 | Std. | |
| ☞ | 650 Wildcat 1988-90 | Liquid Cooled | 650cc Twin 78mm 3.070" | AC | FL-1160 | 2323M07800 | SK1054 | 78.00 | Std. |
| | <i>Special Heavy O.D. Sleeve</i> O.D. 3.310" Allows bore to 701cc | | 78mm – 81mm | AC | FL-1160H | 2370M08100 <small>(701cc. Must use "H" style sleeve)</small> | SK1195 | 81.00 | .120 |
| ☞ | Wildcat, Mountain Cat 700 1991-96 (AC-70) | Liquid Cooled | 700cc Twin 81mm 3.189" | AC | FL-1178 | 2370M08100 2370M08200 | SK1195 SK1196 | 81.00 | Std. .040 |
| | <i>Big Bore to 790cc</i> | | 790cc Twin 86mm 3.386" | AC | FL-1178B | 2400M08600 | SK1273 | 86.00 | .196 |
| ☞ | F7 Firecat EFI 700 2003-06 Sabercat 700 2004-06 M7 Mountincat 700 2005-06 Crossfire 7 2006 | Liquid Cooled | 698cc Twin 79.7mm 3.138" | AC | FL-1273 | 2410M07970 | SK1328 | 79.70 | Std. Std. |
| | | | | | | | | | 7009DA 01.5703.000 (Pro-X) |
| ☞ | ZR 700 1994-96 (AB-70) | Liquid Cooled | 700cc Twin 81mm 3.189" | AC | FL-1204 | 2370M08100 2370M08200 | SK1195 SK1196 | 81.00 | Std. .040 |
| ☞ | ZL, ZR 700 1999-2000 Powder Special 700 1999-2000 | Liquid Cooled | 700cc Twin 81mm 3.189" | AC | FL-1249 | | | | |
| ☞ | ZRT 800 1995-01 (AA-80) Pantera 800 1998-99 | Liquid Cooled | 794cc Triple 72mm 2.835" | AC | FL-1205 | 2361M07200 | SK1176 | 72.00 | Std. |
| | <i>Big Bore to 992cc</i> | | 992cc Triple 80.5mm 3.169" | AC | FL-1205B | NO LONGER IN PRODUCTION | | | |
| ☞ | ZR800, ZL800 2001-03 Mountain Cat 800 2001-04 Pantera 800 2002-04 | Liquid Cooled | 785cc Twin 81mm 3.189" | AC | FL-1266 | 2431M08100 | SK1318 | 81.00 | Std. Std. |
| | <i>Big Bore to 883cc</i> | | 883cc Twin 86mm 3.385" | AC | FL-1266B | NO LONGER IN PRODUCTION | | | |
| ☞ | F8, M8 800 H.O. 2007-09 Crossfire 8 2007-09 LXR, Sno Pro 2007-09 | Liquid Cooled (98B0) | 794cc Twin 85mm 3.346" | AC | FL-1298 | 2451M08500 | SK1374 | 85.00 | Std. |
| ☞ | F8, M8 H.O. 2010-13 CF8, CFR8 2010-11 LXR, Sno Pro 2010-16 XF800 2012-13 | Liquid Cooled (98B4) | 794cc Twin 85mm 3.346" | AC | FL-1317 | 2460M08500 | | 85.00 | Std. |
| ☞ | M8000 2014-16 XF8000 2014-16 ZR 8000 2014-16 | Liquid Cooled (98B4) | 794cc Twin 85mm 3.346" | AC | FL-1317 | 2460M08500 | | 85.00 | Std. |
| ☞ | Thunder Cat 900 1993-97 (AA-90) | Liquid Cooled | 895cc Triple 76.5mm 3.012" | AC | FL-1191 | 2349M07650 | SK1143 | 76.50 | Std. |
| | <i>Big Bore to 992cc</i> | | 992cc Triple 80.5mm 3.169" | AC | FL-1191B | 2349M08050 | | 80.50 | .158 |
| ☞ | ZR900 2003-06 Mountain Cat 900 2003-06 King Cat 900 2004-06 | Liquid Cooled | 862cc Twin 85mm 3.346" | AC | FL-1274 | 2407M08500 | SK1329 | 85.00 | Std. |
| ☞ | Thunder Cat 1000 1998-02 Thunder Cat Mountain Cat 1998-2000 Mountain Cat 1000 2001-02 Pantera 1000 2000-01 | Liquid Cooled | 999cc Triple 81mm 3.189" | AC | FL-1236 | 2394M08100 | SK1265 | 81.00 | Std. |
| | <i>Big Bore to 1098cc</i> | | 1098cc Triple | AC | FL-1236B | 718M08500 | SK1266 | 85.00 | .158 |
| ☞ | F1000, M1000 2007-11 Crossfire 1000 2007-11 LXR 1000 2007-08 Sno-Pro 1000 2008-11 | Liquid Cooled | 999cc Twin 90.3mm 3.555" | AC | FL-1299 | 2450M09030 | SK1373 | 90.30 | Std. |
| ARCTIC CAT 4-STROKE | | | | | | | | | |
| ☞ | T660 2002-07 Panther 660 2006-08 Bearcat 660 2006-08 | 4-Stroke Liquid Cooled | 660cc Triple 68mm 2.677" | RS | FL-1280 | | | | |



| | | Piston | Kit | mm | Size | Piston |
|---|------------------------------|--------|---|-------------|------------|--------|
| Model ARCTIC CAT 4-STROKE cc/ Cyl. I.D. ★ (SUZUKI) | | | | | | |
| F1100 Jaguar Z1 2007-08 4-Stroke Bearcat Z1 2009-15 Liquid Cooled LXR, TZ1, Sno Pro 2008-14 M1100 2012-13 M9000, XF9000, ZR9000 2014-16 | 1056cc Twin 98mm 3.858" | AC | FL-1309 | 40017M09800 | 98.00 Std | |
| KAWASAKI | | | | | | |
| 340/2B T-1 Fan Cooled | 339cc Twin 60mm 2.362" | AC | FL-1108 | | | |
| 340/2A T-7 Free Air | 339cc Twin 60mm 2.362" | AC | FL-1109 | | | |
| 400 Fan Cooled | 398cc Twin 65mm 2.559" | AC | FL-1065 | | | |
| 400 Free Air | 398cc Twin 65mm 2.559" | AC | FL-1084 | | | |
| 440/2A - 'Z' Free Air | 436cc Twin 68mm 2.677" | AC | FL-1066 | 2084M06800 | 68.00 Std. | |
| 440 T-1 Fan Cooled | 436cc Twin 68mm 2.677" | AC | FL-1067 | 2084M06800 | 68.00 Std. | |
| 440 RS/2A T-7 Free Air | 436cc Twin | AC | FL-1068 | | | |
| KAWASAKI (JOHN DEERE) | | | | | | |
| Trail Fire 440 Fan Cooled (Non-Bridged Intake Port) | 436cc Twin 68mm 2.677" | AC | FL-1067 | 2084M06800 | 68.00 Std. | |
| Liqui-Fire TA440 1978-80 Liquid Cooled | 436cc Twin 68mm 2.677" | AC | FL-1086 <i>NO LONGER IN PRODUCTION</i> | | | |
| Sports Fire 1979-82 Fan Cooled (Bridged Intake Port) | 436cc Twin 68mm 2.677" | AC | FL-1116 | 2313M06800 | 68.00 Std. | |
| KAWASAKI | | | | | | |
| SC 340 Free Air | 339cc Twin 60mm 2.362" | AC | FL-1113 | | | |
| SB 340 (Bridged Intake Port) | 339cc Twin 60mm 2.362" | AC | FL-1114 | | | |
| Intruder 440 Fan Cooled (Bridged Intake Port) | 436cc Twin 68mm 2.677" | AC | FL-1085 | 2084M06800 | 68.00 Std. | |
| Invader 440 Liquid Cooled | 436cc Twin 68mm 2.677" | AC | FL-1086 <i>NO LONGER IN PRODUCTION</i> | | | |
| Drifter 440 Fan Cooled | 436cc Twin 68mm 2.677" | AC | FL-1116 | 2313M06800 | 68.00 Std. | |
| LTD 440 1980 Liquid Cooled (6 Port) | 436cc Twin 68mm 2.677" | AC | FL-1150 | | | |
| LTD 440 Liquid Cooled (8 Port) | 436cc Twin 68mm 2.677" | AC | FL-1115 | | | |
| Interceptor 550 Liquid Cooled (8 Port) | 530cc Twin 75mm 2.952" | AC | FL-1117 | | | |
| JLO (ROCKWELL) | | | | | | |
| LR 400/3, 4 | 398cc Twin 65mm 2.559" | RS | FL-1106 <i>NO LONGER IN PRODUCTION</i> | | | |
| LR 440/7, 9 1980 | 438cc Twin 67.5mm 2.658" | RS | FL-1107 <i>NO LONGER IN PRODUCTION</i> | | | |
| LR 760/2 | 744cc Twin 80mm 3.150" | RS | FL-1147 <i>NO LONGER IN PRODUCTION</i> | | | |
| POLARIS | | | | | | |
| Startrak, Starlite 244 1987-95 Fan Cooled | 244cc Single 72mm 2.835" | CI | FL-1186 | | | |
| 340 TX 1976-79 Free Air | 335cc Twin 62mm 2.441" | AC | FL-1093 | | | |
| 340 TXC 1980 Free Air | 335cc Twin 62mm 2.441" | AC | FL-1127 | | | |
| 340 TXL (EC-34) 1976-79 Liquid Cooled | 322cc Twin 61.75mm 2.431" | AC | FL-1080 <i>NO LONGER IN PRODUCTION</i> | | | |
| 340 TXL Indy (EC-51) 1981-83 Liquid Cooled | 335cc Twin 61.75mm 2.431" | CI | FL-1202 | | | |

Metric conversion: 1mm = .03937"



| Model | POLARIS | cc/ Cyl. I.D. | ★ | SLEEVE | WISECO | Wossner | PRO X | Piston | Kit | mm | Size | Piston |
|--|---------|------------------------------|----|--|--|--------------------------------------|-------|--|-----|----|------|--------|
| 340 Sprint (EC-34-2PM) 1985-91 340 Classic 2003-06 Fan Cooled 340 LX 2007-08 340 Touring 2006-08 Indy Sport, Sport GT 1989-90 Indy Lite, Lite GT 1991-98 Indy 340 1999-07 | | 339cc Twin 62mm 2.441" | CI | FL-1152 | 2316M06225 2316M06250 2316M06300 | | | 62.25 .010 62.50 .020 63.00 .040 | | | | |
| 400 Indy 1984-91 Liquid Cooled | | 398cc Twin 65mm 2.559" | CI | FL-1143 NO LONGER IN PRODUCTION | | | | | | | | |
| <i>Special Heavy O.D. Sleeve</i> (Allows bore to 67.75mm) | | 65mm-67.75mm | CS | FL-1143H NO LONGER IN PRODUCTION | | | | | | | | |
| <i>Big Bore to 488cc</i> (Special cylinder machining may be required) | | 488cc Twin 72mm 2.835" | CS | FL-1143B | 2345M07200 | SK1064 | | 72.00 Std. | | | | |
| 440 TX (EC-44) 1975 | | 432cc Twin 67.75mm 2.667" | AC | FL-1074 NO LONGER IN PRODUCTION | 2318M06772 | | | 67.72 Std. | | | | |
| 440 TX 1976-80 | | 432cc Twin 67.75mm 2.667" | AC | FL-1079 | | | | | | | | |
| 440 Super-Mod (EC-44PL) 1976-78 | | 432cc Twin 67.75mm 2.667" | AC | FL-1142 NO LONGER IN PRODUCTION | | | | | | | | |
| 440 TXC 1981 Fan Cooled 67.75mm | | 432cc Twin 2.667" | CI | FL-1128 | | | | | | | | |
| 440 Cutlass 1982-83 | | 432cc Twin 67.75mm 2.667" | CI | FL-1137 | | | | | | | | |
| 440 Longtrak 1983-90 Fan Cooled | | 432cc Twin 67.72mm 2.666" | CI | FL-1162 | 2343M06772 | SK1201 | | 67.72 Std. | | | | |
| <i>Special Heavy O.D. Sleeve</i> | | | CS | FL-1162H | | | | | | | | |
| 440 Indy Sport 1991-99 Fan Cooled Sport SKS 1994 Sport Touring 1995-99 Super Sport 1996 Trans Sport 1996-99 Indy XCF 1997-98 <i>Special Heavy O.D. Sleeve</i> | | 432cc Twin 67.72mm 2.666" | CI | FL-1219 | | | | | | | | |
| | | | CS | FL-1219H | | | | | | | | |
| 440 Indy 1992 Liquid Cooled Indy XCR 1992-94 Indy SKS 1993-95 Indy LC 1996-97 | | 432cc Twin 67.72mm 2.666" | CI | FL-1182 | 2343M06772 2343M06825 2343M06925 | SK1123 SK1124 SK1125 | | 67.72 Std. 68.25 .021 69.25 .060 | | | | |
| 440 Indy XCF 1999 Fan Cooled | | 438cc Twin 65mm 2.559" | CI | FL-1250 | | | | | | | | |
| 440 Indy XCF SP 2001 | | 438cc Twin 66mm 2.598" | AC | FL-1281 NO LONGER IN PRODUCTION | | | | | | | | |
| 440 PROX 2002-03 Fan Cooled | | 438cc Twin 66mm 2.598" | AC | FL-1293 NO LONGER IN PRODUCTION | | | | | | | | |
| 440 PROX Racing 2002-03 Liquid Cooled | | 438cc Twin 66mm 2.598" | AC | FL-1207 | 2362M06825 | SK1178 | | 68.25 Std. | | | | |
| 440 Indy XC, XCR (EC-45) 1995-97 Liquid Cooled | | 439cc Twin 68.25mm 2.687" | AC | | (Not for XCR '97) | | | | | | | |
| 440 Indy XCR 1998 Liquid Cooled (Early 1998 Pre-production Hi-Rev porting motor) | | 438cc Twin 66mm 2.599" | AC | FL-1260 NO LONGER IN PRODUCTION | | | | | | | | |
| 440 Indy XCR 1998-99 Liquid Cooled (Cylinder #3022065) | | 438cc Twin 66mm 2.599" | AC | FL-1231 | 2401M06600 | SK1274 | | 66.00 Std. | | | | |
| | | | | | (Not for XCR EDGE) | | | | | | | |
| 500 Indy Fan Cooled Indy Trail 1986-99 Indy Trail Deluxe 1991-92, '94-95 Indy Trail Touring 1996-99 Super Trak 1989-92 Super Sport 1994-95, '97-98 Trail RMK 1997-98 Wide Trak GT 1993-97 | | 488cc Twin 72mm 2.835" | CI | FL-1148 | 2345M07200 2345M07250 2345M07300 2345M07350 | SK1076 SK1077 SK1078 SK1079 | | 72.00 Std. 72.50 .020 73.00 .040 73.50 .060 | | | | |
| | | | | | (Not for Widetrack Models) | | | | | | | |

WISECO Piston includes rings and circlips, Kit includes precision matched and balanced pistons, gasket.



| Model | | POLARIS | cc/ Cyl. I.D. | ★ | SLEEVE | WISECO | Wossner | PRO X | Piston | Kit | mm | Size | Piston |
|---|-----------------------------------|--|---------------|---|-------------------------|---|--------------------------------------|--|--------|-----|----|---|--------|
| 500 Indy | Liquid Cooled | 488cc Twin 72mm 2.835" | CI | ★ | FL-1165 | 2345M07200 2345M07250 2345M07300 2345M07350 (EC45PL097) (Not for Widetrack Models) | SK1064 SK1065 SK1066 SK1067 | 72.00 Std. 72.50 .020 73.00 .040 73.50 .060 | | | | | |
| | | | | | | | | | | | | | |
| 500 Centurion | Liquid Cooled | 500cc Triple 61.75mm 2.431" | CS | | FL-1165H | | | | | | | | |
| 500 Indy XC 1999-03 XC SP 1999 RMK 2000-02 Classic 2003 | Liquid Cooled | 500cc Twin 70.5mm 2.776" | RS | | FL-1100 | 2406M07050 2406M07100 | SK1281 SK1282 | 70.50 Std. 71.00 .020 | | | | | |
| 500 XC SP 2000-07 | Liquid Cooled Variable Exhaust | 500cc Twin 70.5mm 2.776" | AC | | FL-1254 | | | | | | | | |
| 550 Trail RMK 1999-06 550 LX 2007 Super Sport 1999-07 Trail Touring 2000, 2002-06 Sport Touring/ES 2000-04 Classic 2002-06 PROX Fan 550 2004 <i>Special Heavy O.D. Sleeve Removes Cast-In Sleeve</i> | Fan Cooled | 544cc Twin 73mm 2.874" | CI | | FL-1261 | 2417M07300 2417M07350 2417M07400 | SK1305 SK1306 SK1307 | 73.00 Std. 73.50 .020 74.00 .040 | | | | 01.5599.000 01.5599.050 01.5599.100 | |
| 550 Indy 2014-16 IQ Shift 2009-13 Trail RMK 2007-09 Touring DLX 2007-09 SuperSport, LX 2008 | Fan Cooled | 544cc Twin 73mm 2.874" | AC | | FL-1251H | | | | | | | | 7015DA |
| 580 XLT 1993-94 XLT SP, XLT SKS <i>Special Heavy O.D. Sleeve</i> | Liquid Cooled | 579cc Triple 64mm 2.519" | CI | | FL-1300 | 2347M06400 2347M06450 2347M06500 | SK1145 SK1146 | 64.00 Std. 64.50 .020 65.00 .040 | | | | | |
| 600 Indy 1984-87 | Liquid Cooled | 597cc Triple 65mm 2.559" | CI | | FL-1190 | | | | | | | | |
| <i>Special Heavy O.D. Sleeve</i> (Allows bore to 72mm) Must use "H" style sleeve with 67.75mm and larger pistons. | | 65mm - 72mm | CS | | FL-1190H | | | | | | | | |
| 600 Indy XCR 1995-96 Indy XLT SP 1996-99 | Liquid Cooled | 597cc Triple 65mm 2.559" | CS | | FL-1129 | 2358M06500 2358M06550 2358M06600 2358M06650 | SK1167 SK1168 SK1169 SK1278 | 65.00 Std. 65.50 .020 66.00 .040 66.50 .060 | | | | | |
| 600 XLT SP 1995 XLT, XLT RMK, XLT SKS 1995-97 XLT Touring 1995-99 XLT LTD 1997-98 XLT Classic 1999 | Liquid Cooled | 597cc Triple 65mm 2.559" | CS | | FL-1206 | | | | | | | | |
| 600 Indy XC 1997 | Liquid Cooled | 597cc Triple 65mm 2.559" | AC | | FL-1209 | | | | | | | | |
| 600 Indy XLT 1998-99 Indy Triumph 2000 | Liquid Cooled | 597cc Triple 65mm 2.559" | CS | | FL-1220 | | | | | | | | |
| 600 XCR SP 1996 XCR SE 1997, XCR 1997-98 <i>Big Bore to 700cc</i> | Liquid Cooled | 598cc Triple 62.5mm 2.460" 700cc Triple 67.5mm 2.657" | AC | | NO LONGER IN PRODUCTION | | | | | | | | |
| 600 Indy XC 1998-99 RMK 1998-01 Classic 2000-01 XC SP 1999, XC Deluxe 2000 | Liquid Cooled | 597cc Triple 65mm 2.559" | CS | | FL-1233 | 2358M06500 2358M06550 | SK1167 SK1168 | 65.00 Std. 65.50 .020 | | | | | |
| 600 Indy XC SP 2000-01 Classic, Classic Touring 2000-01 Edge X 2001 | Liquid Cooled | 599cc Twin 77.25mm 3.041" | AC | | FL-1213 | 2365M06250 | | 62.50 Std. | | | | | |
| 600 Indy XC 1998-99 RMK 1998-01 Classic 2000-01 XC SP 1999, XC Deluxe 2000 | Liquid Cooled | 593cc Twin 74.5mm 2.933" | CI | | FL-1213B | | | | | | | | |
| 600 Indy XC SP 2000-01 Classic, Classic Touring 2000-01 Edge X 2001 | Liquid Cooled | 599cc Twin 77.25mm 3.041" | AC | | FL-1232 | 2426M07450 | SK1314 | 74.50 Std. | | | | 7016DA | |
| 600 Indy XC SP 2000-01 Classic, Classic Touring 2000-01 Edge X 2001 | Liquid Cooled | 599cc Twin 77.25mm 3.041" | AC | | FL-1262 | 2437M07725 | SK1321 | 77.25 Std. 77.25 Std. | | | | 7017DA 01.5603.000 (Pro-X) | |

Metric conversion: 1mm = .03937"



| Model | | POLARIS | cc/ Cyl. I.D. | ★ | SLEEVE | WISECO | Wossner | PRO X | Piston | Kit | mm | Size | Piston |
|--|-----------------------------------|----------------|---------------|----------|--|--------|---------|-------|------------|------------|----|------|------------------------|
| 600 HO Edge 2002-2012 600 IQ 2007-16 Classic Touring 2002-05 Dragon SP 2009 Edge 2004 Fusion 2006 Indy 2013-16 PROX 2003-04 RMK 600 2002-16 Rush 600 2011-16 Switchback 2004-16 XC SP 2002-05 | Liquid Cooled | 599cc Twin | AC | FL-1289 | 2437M07725 (00-07 Carb) 2462M07725 (07-14 CFI) | | | | 77.25 Std. | 7017DA | | | 01.5603.000 (Pro-X) |
| | Case Reed | 77.25mm 3.041" | CI | | | | | | 77.25 Std. | | | | |
| | | | | | | | | | 77.25 Std. | | | | |
| | | | | | | | | | | | | | |
| | | | | | | | | | | | | | |
| | | | | | | | | | | | | | |
| | | | | | | | | | | | | | |
| | | | | | | | | | | | | | |
| | | | | | | | | | | | | | |
| | | | | | | | | | | | | | |
| 650 Indy 1988-91 (Non-skirted Cylinder) | Liquid Cooled | 648cc Triple | CI | FL-1161 | 2346M06775 2346M06800 2346M06825 2346M06875 2346M06925 | SK1089 | | | 67.75 Std. | 8010 Pro-X | | | 8011 Pro-X |
| | | 67.75mm 2.666" | | | | | | | 68.00 .010 | | | | |
| Special Heavy O.D. Sleeve (Allows Bore to 73mm) | | 67.75mm-73mm | CS | FL-1161H | | | | | 68.25 .020 | 8012 Pro-X | | | 8014 Pro-X |
| | | | | | | | | | 68.75 .040 | | | | |
| | | | | | | | | | 69.25 .060 | 8016 Pro-X | | | 8018 Pro-X |
| | | | | | | | | | 69.75 .080 | | | | |
| 650 Indy 1991-93 (Extended Skirt Cylinder Same Ports as FL-1161) | Liquid Cooled | 648cc Triple | CI | FL-1199 | 2346M06775 2346M06800 2346M06825 2346M06875 2346M06925 | SK1131 | | | 67.75 Std. | 8010 Pro-X | | | 8011 Pro-X |
| | | 67.75mm 2.666" | | | | | | | 68.00 .010 | | | | |
| | | | | | | | | | 68.25 .020 | | | | |
| | | | | | | | | | 68.75 .040 | | | | |
| | | | | | | | | | 69.25 .060 | 8014 Pro-X | | | 8016 Pro-X |
| 650 Indy RXL, SKS EFI Liquid Cooled | 1991-97 | 648cc Triple | CS | FL-1180 | 2346M06775 2346M06800 2346M06825 2346M06875 2346M06925 | SK1089 | | | 67.75 Std. | 8010 Pro-X | | | 8011 Pro-X |
| | | 67.75mm 2.666" | | | | | | | 68.00 .010 | | | | |
| | | | | | | | | | 68.25 .020 | | | | |
| | | | | | | | | | 68.75 .040 | | | | |
| | | | | | | | | | 69.25 .060 | | | | |
| | | | | | | | | | 69.75 .080 | 8014 Pro-X | | | 8016 Pro-X |
| 680 Ultra 1996-98 SP, SKS, RMK, SPX, SPX SE, Touring | Liquid Cooled | 679cc Triple | AC | FL-1211 | 2366M06660 | SK1191 | | | 66.60 Std. | | | | |
| | | 66.6mm 2.622" | | | | | | | | | | | |
| 700 Indy XCR 1998 | Liquid Cooled | 679cc Triple | AC | FL-1211 | | | | | | | | | |
| 700 Indy XCR 1999 (EC70PL) | Liquid Cooled Variable Exhaust | 700cc Triple | AC | FL-1252 | 2409M06760 | SK1288 | | | 67.60 Std. | | | | |
| 700 Indy XC, RMK 1997-05 SKS 1997, 1999-03 XC SP 1999-05 Classic 2000-04, PROX 2003-04 Edge 2004 Switchback 2004 Big Bore to 754cc | Liquid Cooled | 700cc Twin | AC | FL-1221 | 2399M08100 | SK1272 | | | 81.00 Std. | 7018DA | | | 01.5799.000 (Pro-X) |
| | | 81mm 3.188" | | | | | | | 81.00 Std. | | | | |
| | | | | | | | | | | | | | |
| | | 754cc Twin | AC | FL-1221B | 2408M08400 | SK1289 | | | 84.00 .118 | | | | |
| | | 84mm 3.307" | | | | | | | | | | | |
| 700 RMK 2006 Classic 2006 Fusion 2006 Touring 2006 | Liberty / Liquid Cooled | 755cc Twin | AC | FL-1294 | | | | | | | | | |
| | | 77.50mm 3.051" | | | | | | | | | | | |
| NO LONGER IN PRODUCTION | | | | | | | | | | | | | |
| 700 HO, IQ 2007-10 Dragon 2007-10 RMK 2007-10 | Liberty / Liquid Cooled | 700cc Twin | AC | FL-1301 | 2457M08100 | SK1385 | | | 81.00 Std. | | | | |
| | | 81mm 3.188" | | | | | | | | | | | |
| 750 Indy Storm 1993 | Liquid Cooled | 744cc Triple | CI | FL-1189 | | | | | | | | | |
| | | 69.72mm 2.745" | | | | | | | | | | | |
| 800 Indy Storm 1994-95 | Liquid Cooled | 794cc Triple | CI | FL-1200 | 2355M07200 | SK1159 | | | 72.00 Std. | | | | |
| | | 72mm 2.835" | | | | | | | | | | | |
| 800 Indy Storm, SKS, RMK 1996-98 Liquid Cooled Repair Sleeve for Broken Cylinder Skirt Big Bore to 861cc | | 794cc Triple | AC | FL-1215 | 2355M07300 | SK1161 | | | 73.00 .040 | | | | |
| | | 72mm 2.835" | | | | | | | | | | | |
| | | | | | | | | | | | | | |
| | | 861cc Triple | AC | FL-1215C | | | | | 75.00 .118 | | | | |
| | | 75mm 2.953" | | FL-1215B | 2355M07500 | | | | | | | | |
| 800 Indy XCR 1999 | Liquid Cooled Variable Exhaust | 794cc Triple | AC | FL-1253 | 2404M07200 | SK1296 | | | 72.00 Std. | | | | |
| | | 72mm 2.835" | | | | | | | | | | | |
| 800 Indy XCR 2000-03 | Liquid Cooled Variable Exhaust | 794cc Triple | AC | FL-1278 | 2404M07200 | SK1296 | | | 72.00 Std. | | | | |
| | | 72mm 2.835" | | | | | | | | | | | |

WISECO Piston includes rings and circlips, Kit includes precision matched and balanced pistons, gasket.



| Model | | POLARIS | cc/ Cyl. I.D. | ★ | SLEEVE | WISECO | Wossner | PRO X | Piston | Kit | mm | Size | Piston |
|--|--|-------------------------------|---------------|--|--|-------------------|--|----------------------------------|--------|-----|----|------|--------|
| 800 Indy RMK 2000-05 XC SP 2001-05 LE 2001, SKS 2003, PROX 2003 Edge 2004, Switchback 2004-05, Classic 2004, Touring 2005 | Liberty Liquid Cooled | 794cc Twin 85mm 3.346" | AC | FL-1263 | 2428M08500 | SK1315 | 85.00 Std. 85.00 Std. | 7019DA 01.5801.000 (Pro-X) | | | | | |
| 800 Indy RMK 2000-05 XC SP 2001-05 Classic, Touring 2004-05 Switchback 2004-05 | Power Valve Liberty Liquid Cooled | 794cc Twin 85mm 3.346" | AC | FL-1311 | 2428M08500 | SK1315 | 85.00 Std. 85.00 Std. | 7019DA 01.5801.000 (Pro-X) | | | | | |
| 800 CFI 2008-11 800 IQ 2008-10 RMK 800 2008-11 Rush 2011 Switchback 2009-11 Dragon SP 2009 | Liberty Liquid Cooled Mono-Block | 795cc Twin 85mm 3.346" | AC | FL-1308 | 2456M08500 (08-09) 2459M08500 (10-12) | SK1382 (08-09) | 85.00 Std. 85.00 Std. | 7044DA (08-09) | | | | | |
| 800 Cleanfire SDI 2012-16 Indy SP 2015-16 Pro RMK 2012-15 RMK Assault 2012-15 Rush Pro R 2012-14 Switchback Assault 2012-15 Switchback Pro R 2012-13 | Liberty Liquid Cooled Mono-Block 3022352 & 3022449 | 794cc Twin 85mm 3.346" | AC | FL-1316 | 2459M08500 | | 85.00 Std. | | | | | | |
| 800 Cleanfire H.O. 2015-16 Rush Pro, Pro-X 2015-16 Switchback Pro-S, Pro-X 2015-16 | Liberty Liquid Cooled 3022554 & 3022828 3S EV Power Valve | 794cc Twin 85mm 3.346" | AC | FL-1318 | 2459M08500 | | 85.00 Std. | | | | | | |
| 900 Fusion 2005-06 900 RMK 2005-06 | Liberty Liquid Cooled | 866cc Twin 83mm 3.267" | AC | FL-1288 | 2447M08300 | SK1359 | 83.00 Std. | 7020DA | | | | | |
| POLARIS FOUR-STROKE | | | | | | | | | | | | | |
| 750 FST IQ 2006-14 Switchback Classic, Cruiser LX, Touring Turbo Dragon, Widetrack IQ | 4-Stroke Liquid Cooled | 750cc Twin 85mm 3.346" | AC | FL-1295 | 40021M08500 | SK1393 | 85.00 Std. | | | | | | |
| 785 Frontier 2003-05 | 4-Stroke Liquid Cooled | 784cc Twin 80mm 3.150" | AC | FL-1282 | | | | | | | | | |
| SKI-DOO | | | | | | | | | | | | | |
| 247 Elan 1979-96 | Fan Cooled | 250cc Single 69.5mm 2.736" | RS | FL-1163 | | | | | | | | | |
| 253 Citation LS, LSE, E 1985-91 Tundra, LT, LTS 1985-92 | Fan Cooled | 248cc Single 72mm 2.835" | CI | LA-1240 (Straight sleeve, no flange) | 2373M07200 2373M07250 2373M07300 | | 72.00 Std. 72.50 .020 73.00 .040 | | | | | | |
| 294 SS Elan | | 294cc Twin 57mm 2.244" | RS | FL-1134 NO LONGER IN PRODUCTION | | | | | | | | | |
| 277 Tundra, LT, II, II LT 1993-96 | Fan Cooled | 269cc Single 72mm 2.835" | RS | FL-1136 | | | | | | | | | |
| 277 Tundra II LT 1997-98 280F, 300F, 2002-09 Tundra 1999, 2002-05, Tundra R 1998-2000 | Fan Cooled | 269cc Single 72mm 2.835" | RS | FL-1229 (O-Ring groove in flange) | | | | | | | | | |
| 340 TNT RV Blizzard 1972-75 | | 338cc Twin 63mm 2.480" | RS | FL-1055 NO LONGER IN PRODUCTION | | | | | | | | | |
| 340 TNT RV 1976-77 Flange O.D. 3.415" | | 338cc Twin 63mm 2.480" | RS | FL-1130 NO LONGER IN PRODUCTION | | | | | | | | | |
| 340 1973-75 | Free Air | 339cc Twin 59.5mm 2.342" | RS | FL-1057 NO LONGER IN PRODUCTION | | | | | | | | | |
| 340 1973-78 | Fan Cooled | 339cc Twin 59.5mm 2.342" | RS | FL-1103 NO LONGER IN PRODUCTION | | | | | | | | | |
| 340 6500 Series | Liquid Cooled | 339cc Twin 59.5mm 2.342" | RS | FL-1110 NO LONGER IN PRODUCTION | | | | | | | | | |



| Model | | SKI-DOO | cc/ Cyl. I.D. | ★ (ROTAX) | Piston | Kit | mm | Size | Piston |
|-------|---|---------|-----------------------------|-----------|---|--|--------------------------------------|--|-------------------------------|
| | 503 Scandinavia 1988-91 | | 497cc Twin 72mm 2.835" | RS | FL-1164 | | | | |
| | Summit 500 1996-99 Type 494 Grand Touring 500 1996-00 Liquid Cooled Formula SLS 1996 Formula 500 1997-98, 2000 Formula 500 Deluxe 1997-98 Formula Z 500 1999 Formula Deluxe 500 LC 1999-00 MX Z 500 1998-99 Skandic Wide Track LC 1999-2000 | | 499cc Twin 69.5mm 2.736" | RS | FL-1224 (Rotary valve motor) | 2381M06950 2381M07000 2381M07050 (Fits "494" Rotary Valve Motor only) | SK1243 SK1244 SK1245 | 69.50 Std. 70.00 .020 70.50 .040 | |
| | Formula Deluxe 2001 Type 493 Grand Touring 2001-03 Liquid Cooled Legend 2002-03 MX Z Trail 2001 MX Z 500 2000-03 | | 499cc Twin 69.5mm 2.736" | RS | FL-1286 (Reed motor) | 2436M06950 2436M07000 2436M07050 (Fits "493" Reed Valve Motor only) | SK1322 SK1323 SK1324 | 69.50 Std. 70.00 .020 70.50 .040 | |
| | 521, 534, 537 9700 Series 1982-90 Liquid Cooled | | 521cc Twin 72mm 2.834" | RS | FL-1126 | 2373M07200 2373M07250 2373M07300 2373M07350 | SK1211 SK1212 SK1213 SK1214 | 72.00 Std. 72.50 .020 73.00 .040 73.50 .060 | |
| | 532 Safari 1989-90 Liquid Cooled | | 521cc Twin 72mm 2.834" | RS | FL-1171 (O.A.L. 5.060") | | | | |
| | 536 Formula Plus, E, XTC, XTC E, LT, X 1989-91 Liquid Cooled | | 521cc Twin 72mm 2.834" | RS | FL-1172 (O.A.L. 5.140") NO LONGER IN PRODUCTION | | | | |
| | 550F Type 552 2003-16 Fan Cooled MX Z TNT, Sport 550F 2010-14 Expedition Sport 2005-16 Freestyle 2007-09 Grand Touring 2003, 2010-15 GSX Sport 2005-10 GTX 2005-09 Legend 550 2003-04 Renegade Sport 2010-14 Scandic 2004-16 Summit 2003-11 Tundra LT, Sport 2012-16 | | 553cc Twin 76mm 2.992" | RS | FL-1275 | 2452M07600 2452M07650 | SK1375 SK1376 | 76.00 Std. 76.50 .020 | 01.5503.000 (Pro-X) |
| | Mach I 1989-91 R.A.V.E. Liquid Cooled | | 580cc Twin 76mm 2.992" | RS | FL-1166 (O.A.L. 5.140") NO LONGER IN PRODUCTION | | | | |
| | 643 Mach I, XTC, X, XTC II 1991-92 R.A.V.E. Liquid Cooled | | 617cc Twin 76mm 2.992" | RS | FL-1181 (O.A.L. 5.265") NO LONGER IN PRODUCTION | | | | |
| | 582 Formula Plus E, XTC, XTC E, EFI, 2 1992-93 Formula GT 1993, GT XTC 1994 GT 580 1994-96 (No R.A.V.E. valve) Liquid Cooled | | 580cc Twin 76mm 2.992" | RS | FL-1184 NO LONGER IN PRODUCTION | | | | |
| | 582 Formula Plus, XTC 1995-97 (Full length intake skirt) Liquid Cooled | | 580cc Twin 76mm 2.992" | RS | FL-1230 | | | | |
| | Formula Z 1993-99 R.A.V.E. STX 1994-96 Liquid Cooled Formula 583 1997-99 | | 580cc Twin 76mm 2.992" | RS | FL-1166 (O.A.L. 5.140") NO LONGER IN PRODUCTION | | | | |
| | Summit 583 1994-98 R.A.V.E. Liquid Cooled | | 580cc Twin 76mm 2.992" | RS | FL-1181 NO LONGER IN PRODUCTION | | | | |
| | MXZ 583 1996-98 R.A.V.E. Liquid Cooled | | 580cc Twin 76mm 2.992" | RS | FL-1223 | | | | |
| | 618UL 1998 Liquid Cooled | | 618cc Twin 76mm 2.992" | RS | FL-1279 NO LONGER IN PRODUCTION | | | | |
| | 600 H.O. SDI 2003-10 R.A.V.E. MXZ's 600 2003-08 Liquid Cooled Expedition TUV 2005-10 GSX 600 2004-08 GSX Sport 2005-07 GTX Sport, Limited 2005-08 Legend 600 2004 Scandic SUV 2008 Summit 600 2003-08 | | 594cc Twin 72mm 2.834" | AC | FL-1276 | 2444M07200 (Piston skirt coated) | SK1338 | 72.00 Std. | 01.5600.000 (Pro-X) |

Metric conversion: 1mm = .03937"



| Model | | SKI-DOO | cc/ Cyl. I.D. | ★ | SLEEVE | WISECO | Wossner | PRO X | Piston | Kit | mm | Size | Piston |
|---|---------------------------|--------------------------------|---------------|------------------------------------|--|----------------------------|----------------------------------|------------------------------|----------------------------------|-----|----|------|--------|
| 600 H.O. ETEC 2009-16 MX Z, X, TNT 2009-16 MX Z, X-RS 2011-16 Expedition 2011-16 Grand Touring LE 2010-16 GSX LTD, LE, SE 2009-15 GTX LE 2009-10 Renegade 2011-16 Scandic 2011-16 Summit 2009-16 Tundra Xtreme 2012-16 | R.A.V.E. Liquid Cooled | 594cc Twin 72mm 2.834" | AC | FL-1306 | 2444M07200 | | 72.00 | Std. | 01.5600.000 (Pro-X) | | | | |
| 600RS 2008-2011 MX Z X 600RS 2008-11 | R.A.V.E. Liquid Cooled | 594cc Twin 72mm 2.834" | AC | FL-1312 | | | | | | | | | |
| 600RS 2012-13 MX Z X 600RS 2012-13 | R.A.V.E. Liquid Cooled | 594cc Twin 72mm 2.834" | AC | FL-1313 | | | 72.00 | Std. | 7053DA | | | | |
| Formula III 600 1996-99 Formula III LT 600 1996-98 | R.A.V.E. Liquid Cooled | 598cc Triple 64.5mm 2.539" | AC | FL-1214 | 2377M06450 | SK1224 | 64.50 | Std. | | | | | |
| 600 Type 593 1999-2016 MX Z's 600 1999-10 MX Z TNT (550SS) 2008-12 MX Z Sport XP 2010-16 Formula Deluxe 600 2001-03 Formula Z 600 2000 Grand Touring 600 2001-03 Grand Touring Sport 2010-13 GSX Sport (500SS) 2004-10 GTX Sport (500SS) 2005-09 Legend Sport, GS, SE 2002-04 Renegade Sport 2015-16 Scandic LT, WT 2001-09 Scandic Sport SUV 2003-07 Summit 600 1999-02 Summit Everest (500SS) 2009 Summit Sport 2010-16 | R.A.V.E. Liquid Cooled | 597cc Twin 76mm 2.992" | RS | FL-1255 | 2411M07600 2411M07650 2411M07700 | SK1292 SK1303 SK1304 | 76.00 76.00 76.50 77.00 | Std. Std. .020 .040 | 7021DA 01.5699.000 (Pro-X) | | | | |
| Mach 1X 1992 | R.A.V.E. Liquid Cooled | 669cc Twin 78mm 3.071" | RS | FL-1185 NO LONGER IN PRODUCTION | | | | | | | | | |
| 670 Mach 1, XTC 1993-96 Grand Touring SE 1994-96 Summit 670 1995-97 Formula SS 1995-96 Formula Z 670 1998-99 Formula Deluxe 670 1999 MXZ 670 1997-98 | R.A.V.E. Liquid Cooled | 669cc Twin 78mm 3.071" | RS | FL-1194 | 2379M07800 2379M07850 2379M07900 | SK1236 SK1237 SK1238 | 78.00 78.50 79.00 | Std. .020 .040 | | | | | |
| Big Bore to 739cc | | 739cc Twin 82mm 3.228" | | FL-1194B | | | | | | | | | |
| Summit 670 1998 MXZ 670 H.O. 1999 MXZ 670 H.O.T.H. 1999 | R.A.V.E. Liquid Cooled | 669cc Twin 78mm 3.071" | RS | FL-1256 | 2433M07800 2433M07850 2433M07900 | SK1311 SK1312 SK1313 | 78.00 78.50 79.00 | Std. .020 .040 | | | | | |
| Summit X 670 1998-99 (Notched Exhaust Port) | R.A.V.E. Liquid Cooled | 669cc Twin 78mm 3.071" | RS | FL-1268 | 2433M07800 2433M07850 2433M07900 | SK1311 SK1312 SK1313 | 78.00 78.50 79.00 | Std. .020 .040 | | | | | |
| 693 Summit 700 1999-02 Formula Deluxe 700 2000 Summit X 700 2001, 2003 Summit Highmark 2001, 2003 Formula Deluxe GS/GSE 2001 MXZ 700 2000-02 MXZ Adrenaline 2001-03 MXZ Trail 700 2001-02 Grand Touring GS Sport, SE 2001-03 Formula Z 700 2000 Legend Sport, GS, SE 2002-04 | R.A.V.E. Liquid Cooled | 698cc Twin 78mm 3.071" | AC | FL-1264 | 2416M07800 2416M07900 | SK1302 SK1356 | 78.00 79.00 | Std. .040 | 01.5700.000 (Pro-X) | | | | |
| Mach 1 700 1997-99 Mach 1R 1999 Grand Touring SE 1997-98 Formula III 700 1998-99 Grand Touring 700 1998-2000 | R.A.V.E. Liquid Cooled | 699cc Triple 69.75mm 2.745" | AC | FL-1225 | 2382M06975 | SK1246 | 69.75 | Std. | | | | | |

WISECO Piston includes rings and circlips, Kit includes precision matched and balanced pistons, gasket.



| Model | | SKI-DOO | cc/ Cyl. I.D. | ★ | SLEEVE | WISECO | Wossner PRO X | Piston | Kit | mm | Size | Piston |
|--|---|---------|---|----|----------|--|--------------------------------------|--|-----|----|------|----------------------------------|
| 775 TNT | | | 775cc Twin 82mm 3.228" | RS | FL-1059 | | | | | | | |
| NO LONGER IN PRODUCTION | | | | | | | | | | | | |
| 776 | Free Air | | 776cc Twin 81.88mm 3.220" | RS | FL-1098 | | | | | | | |
| NO LONGER IN PRODUCTION | | | | | | | | | | | | |
| 779 Mach Z 1995-96 Formula Mach Z 1994 Mach Z LT 1996 | R.A.V.E. Liquid Cooled | | 774cc Triple 69.5mm 2.736" | RS | FL-1193 | 2434M06950 2434M07000 2434M07050 2434M07100 2434M07200 | SK1239 SK1240 SK1241 SK1199 | 69.50 Std. 70.00 .020 70.50 .040 71.00 .060 72.00 .100 | | | | |
| Big Bore to 889cc | | | 889cc Triple 74.5mm 2.933" | CS | FL-1193B | 2414M07450 | SK1297 | 74.50 .196 | | | | |
| Mach Z 1997-02 Type 809 Mach Z Tech Plus 2001-03 Mach Z LT 1997-99 Mach Z R, Z LT R, Z M.H.R. 1999 Grand Touring SE 1999-01 Formula III 800 1999 | R.A.V.E. Liquid Cooled | | 796cc Triple 70.5mm 2.776" | AC | FL-1222 | 2434M07050 | SK1249 | 70.50 Std. | | | | |
| Big Bore to 889cc | | | 889cc Triple 74.5mm 2.933" | CS | FL-1222B | 2414M07450 | SK1295 | 74.50 .157 | | | | |
| Summit 800's 2001-06 Type 793 MXZ 800's 2001-07 Legend 800's 2003-04 Grand Touring 800's 2003 GSX Limited 800's 2004-07 GTX Limited 2005-16 | R.A.V.E. Liquid Cooled | | 799cc Twin 82mm 3.228" (Reed Valve) | AC | FL-1267 | 2430M08200 2430M08300 | SK1319 SK1347 | 82.00 Std. 82.00 Std. 83.00 .040 82.00 Std. | | | | 7022DA 01.5808.000 (Pro-X) |
| 800R P-TEK 2007-2016 MX Z X 800R 2007-12 GSX LTD 2008 Renegade 2010-11 Summit Everest 2007-11 Summit Sport 2012-16 | R.A.V.E. Liquid Cooled Mono-Block | | 799cc Twin 82mm 3.228" (Reed Valve) | AC | FL-1302 | 2453M08200 | SK1378 | 82.00 Std. | | | | 7023DA 01.5808.000 (Pro-X) |
| 800R E-TEC 2011-2016 MX Z X-RS 800R 2011-16 MX Z X TNT 800R 2011-16 GSX SE 2012-15 Renegade X 2012-16 Summit SP, X 2011-16 | R.A.V.E. Liquid Cooled Mono-Block | | 799cc Twin 82mm 3.228" | AC | FL-1314 | 2453M08200 | | 82.00 Std. | | | | 01.5808.000 |
| MachZ Adrenaline 1000 2005-07 Summit Highmark 1000 2005-08 MXZ Renegade 1000 2006-07 | R.A.V.E. Liquid Cooled Monoblock | | 998cc Twin 88mm 3.464" | AC | FL-1291 | 2446M08800 | SK1343 | 88.00 Std. | | | | 7050DA |
| SKI-DOO FOUR-STROKE | | | | | | | | | | | | |
| 600 ACE 2011-2016 Expedition 2011-16 Grand Touring 2011-16 Renegade Sport 2011-16 Scandic SWT 2011-16 Tundra LT 2011-16 | 4-Stroke Liquid Cooled | | 600cc Twin 74mm 2.913" | AC | FL-1315 | | | | | | | |
| 4-TEK V-800 2007-12 Expedition Legend Skandic Tundra Skandic SWT | 4-Stroke Liquid Cooled | | V-Twin 91mm 3.583" | AC | FL-1310 | | | | | | | |
| 4-TEK V-1000 2004-06 Expedition TUV '05-06 Legend 2004-05 | 4-Stroke Liquid Cooled | | V-Twin 100mm 3.937" | AC | FL-1284 | | | | | | | |
| 4-TEK 1200 2009-2016 Expedition 2010-16 Grand Touring LE, SE 2010-16 GSX LTD, LE, SE 2009-15 GTX LE, SE 2009-11 MX Z X, TNT, 2009-16 Renegade 2010-16 Scandic Tundra 2010 | 4-Stroke Liquid Cooled | | 1170cc Triple 91mm 3.583" | AC | FL-1307 | 40040M09100 | | 91.00 Std. | | | | |
| Elite Sport 1500 2004-05 | 4-Stroke Liquid Cooled | | 1494cc Triple 100mm 3.937" | AC | FL-1292 | | | | | | | |

Metric conversion: 1mm = .03937"



| Model | YAMAHA | cc/ Cyl. I.D. | ★ | Piston | Kit | mm | Size | Piston |
|--|----------------------|-----------------------------|----|---------------------------------------|--|--------------------------------------|--|----------------------------|
| BR-250 Bravo, LT 1982-2000 | Fan Cooled | 246cc Single 70mm 2.755" | CI | LA-1170 Straight sleeve, no flange | | | | |
| ET-300 1976-80 | | 294cc Twin 56mm 2.204" | CI | FL-1144 NO LONGER IN PRODUCTION | | | | |
| Inviter 300 1986-90 | Liquid Cooled | 293cc Single 73mm 2.874" | CS | FL-1155 NO LONGER IN PRODUCTION | | | | |
| 340 SRX | Liquid Cooled | 337cc Twin 60mm 2.362" | AC | FL-1075 NO LONGER IN PRODUCTION | | | | |
| ET-340 1976-88 | | 338cc Twin 60mm 2.362" | CI | FL-1167 NO LONGER IN PRODUCTION | | | | |
| Enticer 340 1978-87 | | | | | | | | |
| 340 Ovation 1989-99 | Fan Cooled | 337cc Twin 60mm 2.362" | CI | FL-1167 NO LONGER IN PRODUCTION | | | | |
| ET-400, ET-410, Enticer LTR 1989-95 (#85T) | Fan Cooled | 408cc Twin 66mm 2.598" | CS | FL-1175 NO LONGER IN PRODUCTION | | | | |
| 433 SB Reed Valve | | 433cc Twin 68mm 2.677" | CS | FL-1076 NO LONGER IN PRODUCTION | | | | |
| 433 XB Piston Port | | 433cc Twin 68mm 2.677" | CS | FL-1077 NO LONGER IN PRODUCTION | | | | |
| 433 XA, GPA Piston Port | | 433cc Twin 68mm 2.677" | CS | FL-1078 NO LONGER IN PRODUCTION | | | | |
| 433 XP, GPX | | 433cc Twin 68mm 2.677" | AC | FL-1141 NO LONGER IN PRODUCTION | | | | |
| 440 SRX 1977-80 | Liquid Cooled | 439cc Twin 68.5mm 2.697" | AC | FL-1097 NO LONGER IN PRODUCTION | 2282M06850 | 68.50 | Std. | |
| 440 SRX 1981 | Liquid Cooled | 437cc Twin 66mm 2.598" | AC | FL-1121 NO LONGER IN PRODUCTION | | | | |
| Exciter 440 1975-81 | | 433cc Twin 68mm 2.677" | CS | FL-1157 NO LONGER IN PRODUCTION | 2284M06800 | 68.00 | Std. | |
| 440 SS 1979-83 | Fan Cooled | 437cc Twin 66mm 2.598" | CI | FL-1131 NO LONGER IN PRODUCTION | 2309M06600 | | | |
| Phazer PZ-480, VT-480 1984-98 | Fan Cooled (#8VO) | 485cc Twin 72mm 2.835" | CS | FL-1156 | 2310M07200 2310M07225 2310M07250 2310M07300 2310M07350 | SK1035 SK1036 SK1037 SK1052 | 72.00 Std. 72.25 .010 72.50 .020 73.00 .040 73.50 .060 | 01.2599.000 01.2599.050 |
| Venture 1991-98 | | | | | | | | |
| Mountain Lite 1997-99 | | | | | | | | |
| Phazer 500 1999-01 | Fan Cooled | 485cc Twin 72mm 2.835" | CS | FL-1259 | 2310M07200 2310M07225 2310M07250 2310M07300 | SK1298 SK1299 SK1290 | 72.00 Std. 72.25 .010 72.50 .020 73.00 .040 | 01.2599.000 01.2599.050 |
| Phazer 500 Deluxe 2001 | | | | | | | | |
| Venture XL 1999-2000 | | | | | | | | |
| Mountain Lite 2000-01 | | | | | | | | |
| V-Max 500 1994-96 | Liquid Cooled | 493cc Twin 68mm 2.677" | AC | FL-1197 | 2356M06800 | SK1163 | 68.00 Std. | 7024DA |
| V-Max 500, XT, XTC, SX, Deluxe 1997-01 | Liquid Cooled (#8CJ) | 494cc Twin 68mm 2.677" | AC | FL-1228 | | | | |
| Venture 500 1997-01 | | | | | | | | |
| SX500R 2001 | | | | | | | | |
| <i>Big Bore to 600cc</i> | | 598cc Twin 74.8mm 2.945" | AC | FL-1228B | | | | |
| 530 SRV 1980-84 | Fan Cooled | 535cc Twin 73mm 2.874" | CS | FL-1132 | 2305M07300 2305M07325 2305M07350 2305M07400 2305M07450 | SK1044 SK1045 SK1046 SK1047 | 73.00 Std. 73.25 .010 73.50 .020 74.00 .040 74.50 .060 | |
| SR-5, XL-5, XL-V 1980-89 | | | | | | | | |
| SRV-540 1988-97 | | | | | | | | |
| 540 V-Max 1983-90 | Liquid Cooled | 535cc Twin 73mm 2.874" | AC | FL-1133 | | | | |
| VK-540 1988-05 | Fan Cooled (#83R) | 535cc Twin 73mm 2.874" | CI | FL-1237 | 2305M07300 2305M07325 2305M07350 2305M07400 2305M07450 | SK1044 SK1045 SK1046 SK1047 | 73.00 Std. 73.25 .010 73.50 .020 74.00 .040 74.50 .060 | |
| Exciter 569 1987-91 | Liquid Cooled (#82M) | 569cc Twin 73mm 2.874" | CS | FL-1158 | 2335M07300 2335M07350 2335M07400 | SK1094 SK1095 SK1096 | 73.00 Std. 73.50 .020 74.00 .040 | |
| Exciter II 1991-93 | Liquid Cooled (#88R) | 569cc Twin 73mm 2.874" | AC | FL-1179 | 2335M07300 2335M07350 2335M07400 | SK1094 SK1095 SK1096 | 73.00 Std. 73.50 .020 74.00 .040 | |

WISECO Piston includes rings and circlips, Kit includes precision matched and balanced pistons, gasket.



| Model | | | | | YAMAHA | | cc/ Cyl. I.D. | ★ | SLEEVE | WISECO | Wossner | PRO X | Piston | Kit | mm | Size | Piston |
|---------------------------|---|---|---|---|--------|---|-------------------------|----------------------------------|--------|----------------|-------------------------|--------|--------|------|---------------------|------|--------|
| 📖 | 📖 | 📖 | 📖 | 📖 | 📖 | Exciter 570 SX 1993 | Liquid Cooled (#8AY) | 569cc Twin 73mm 2.874" | AC | FL-1196 | 2335M07300 | SK1094 | 73.00 | Std. | | | |
| | | | | | | | | | | | 2335M07350 | SK1095 | 73.50 | .020 | | | |
| 📖 | 📖 | 📖 | 📖 | 📖 | 📖 | V-Max 600 1994-96 | Liquid Cooled (#8CA) | 598cc Twin 74.8mm 2.945" | AC | FL-1198 | 2388M07480 | SK1257 | 74.80 | Std. | 7025DA | | |
| | | | | | | | | | | | 2388M07530 | SK1258 | 75.30 | .020 | | | |
| 📖 | 📖 | 📖 | 📖 | 📖 | 📖 | V-Max 600 1999 | Liquid Cooled | 598cc Twin 74.8mm 2.945" | AC | FL-1227 | 2388M07480 | SK1257 | 74.80 | Std. | 7025DA | | |
| | | | | | | | | | | | 2388M07530 | SK1258 | 75.30 | .020 | | | |
| 📖 | 📖 | 📖 | 📖 | 📖 | 📖 | V-Max 600 SX, XT, XTC Deluxe 1997-98 | Liquid Cooled | 598cc Twin 74.8mm 2.945" | AC | FL-1227 | 2388M07480 | SK1257 | 74.80 | Std. | 7025DA | | |
| | | | | | | | | | | | 2388M07530 | SK1258 | 75.30 | .020 | | | |
| 📖 | 📖 | 📖 | 📖 | 📖 | 📖 | Mountain Max 600 1997-99 (#8CR) | Liquid Cooled | 598cc Triple 2.519" | AC | FL-1238 | NO LONGER IN PRODUCTION | | | | | | |
| | | | | | | | | | | | NO LONGER IN PRODUCTION | | | | | | |
| 📖 | 📖 | 📖 | 📖 | 📖 | 📖 | V-Max 600 SX 1999 | Liquid Cooled | 593cc Triple 65mm 2.559" | AC | FL-1258 | 2440M06500 | SK1332 | 65.00 | Std. | | | |
| | | | | | | | | | | | NO LONGER IN PRODUCTION | | | | | | |
| 📖 | 📖 | 📖 | 📖 | 📖 | 📖 | V-Max 600 Deluxe 1999-01 | Liquid Cooled | 593cc Triple 65mm 2.559" | AC | FL-1258 | 2440M06500 | SK1332 | 65.00 | Std. | | | |
| | | | | | | | | | | | NO LONGER IN PRODUCTION | | | | | | |
| 📖 | 📖 | 📖 | 📖 | 📖 | 📖 | V-Max 600 ER 2002-03 | Liquid Cooled | 593cc Triple 65mm 2.559" | AC | FL-1258 | 2440M06500 | SK1332 | 65.00 | Std. | | | |
| | | | | | | | | | | | NO LONGER IN PRODUCTION | | | | | | |
| 📖 | 📖 | 📖 | 📖 | 📖 | 📖 | Venture 600 1999-06 | Liquid Cooled | 593cc Triple 65mm 2.559" | AC | FL-1258 | 2440M06500 | SK1332 | 65.00 | Std. | | | |
| | | | | | | | | | | | NO LONGER IN PRODUCTION | | | | | | |
| 📖 | 📖 | 📖 | 📖 | 📖 | 📖 | Mountain Max 600, SX 600R 2000-03 | Liquid Cooled | 593cc Triple 65mm 2.559" | AC | FL-1258 | 2440M06500 | SK1332 | 65.00 | Std. | | | |
| | | | | | | | | | | | NO LONGER IN PRODUCTION | | | | | | |
| 📖 | 📖 | 📖 | 📖 | 📖 | 📖 | SX Venom 2004-06 | Liquid Cooled | 593cc Triple 65mm 2.559" | AC | FL-1258 | 2440M06500 | SK1332 | 65.00 | Std. | | | |
| | | | | | | | | | | | NO LONGER IN PRODUCTION | | | | | | |
| 📖 | 📖 | 📖 | 📖 | 📖 | 📖 | V-Max 700, XT, XTC, SX | Liquid Cooled | 698cc Triple 70.5mm 2.776" | AC | FL-1226 | 2385M07050 | SK1251 | 70.50 | Std. | 7026DA | | |
| | | | | | | | | | | | NO LONGER IN PRODUCTION | | | | | | |
| 📖 | 📖 | 📖 | 📖 | 📖 | 📖 | V-Max Deluxe 1997-01 | Liquid Cooled | 698cc Triple 70.5mm 2.776" | AC | FL-1226 | 2385M07050 | SK1251 | 70.50 | Std. | 7026DA | | |
| | | | | | | | | | | | NO LONGER IN PRODUCTION | | | | | | |
| 📖 | 📖 | 📖 | 📖 | 📖 | 📖 | V-Max 700 ER 2002 | Liquid Cooled | 698cc Triple 70.5mm 2.776" | AC | FL-1226 | 2385M07050 | SK1251 | 70.50 | Std. | 7026DA | | |
| | | | | | | | | | | | NO LONGER IN PRODUCTION | | | | | | |
| 📖 | 📖 | 📖 | 📖 | 📖 | 📖 | Mountain Max 700 1997-04 | Liquid Cooled | 698cc Triple 70.5mm 2.776" | AC | FL-1226 | 2385M07050 | SK1251 | 70.50 | Std. | 7026DA | | |
| | | | | | | | | | | | NO LONGER IN PRODUCTION | | | | | | |
| 📖 | 📖 | 📖 | 📖 | 📖 | 📖 | Venture 700 1998-03, SX 700R 2000-01 (#8CH) | Liquid Cooled | 698cc Triple 70.5mm 2.776" | AC | FL-1226 | 2385M07050 | SK1251 | 70.50 | Std. | 7026DA | | |
| | | | | | | | | | | | NO LONGER IN PRODUCTION | | | | | | |
| 📖 | 📖 | 📖 | 📖 | 📖 | 📖 | Big Bore to 748cc | Liquid Cooled | 748cc Triple 73mm 2.874" | AC | FL-1226B | 9385P7290 | | 73.00 | .098 | | | |
| | | | | | | | | | | | NO LONGER IN PRODUCTION | | | | | | |
| 📖 | 📖 | 📖 | 📖 | 📖 | 📖 | SRX-700 1998-02 | Liquid Cooled | 696cc Triple 69mm 2.716" | AC | FL-1239 | 2397M06900 | SK1270 | 69.00 | Std. | 7027DA | | |
| | | | | | | | | | | | 2397M06900 | SK1270 | 69.00 | Std. | 01.2798.000 (Pro-X) | | |
| 📖 | 📖 | 📖 | 📖 | 📖 | 📖 | Variable Exhaust (#8DN) | Liquid Cooled | 696cc Triple 69mm 2.716" | AC | FL-1239 | 2397M06900 | SK1270 | 69.00 | Std. | 7027DA | | |
| | | | | | | | | | | | 2397M06900 | SK1270 | 69.00 | Std. | 01.2798.000 (Pro-X) | | |
| 📖 | 📖 | 📖 | 📖 | 📖 | 📖 | SX Viper 700 2002-05 | Liquid Cooled | 696cc Triple 69mm 2.716" | AC | FL-1296 | 2397M06900 | | 69.00 | Std. | 01.2798.000 (Pro-X) | | |
| | | | | | | | | | | | NO LONGER IN PRODUCTION | | | | | | |
| 📖 | 📖 | 📖 | 📖 | 📖 | 📖 | Venture 700 2004 | Variable Exhaust (#8EK) | 696cc Triple 69mm 2.716" | AC | FL-1296 | 2397M06900 | | 69.00 | Std. | 01.2798.000 (Pro-X) | | |
| | | | | | | | | | | | NO LONGER IN PRODUCTION | | | | | | |
| 📖 | 📖 | 📖 | 📖 | 📖 | 📖 | V-Max 4 1992-94 | Liquid Cooled | 743cc 4-Cylinder 63mm 2.480" | AC | FL-1183 | NO LONGER IN PRODUCTION | | | | | | |
| | | | | | | | | | | | NO LONGER IN PRODUCTION | | | | | | |
| 📖 | 📖 | 📖 | 📖 | 📖 | 📖 | V-Max 800 1995-97 | Liquid Cooled | 791cc 4-Cylinder 65mm 2.559" | AC | FL-1210 | NO LONGER IN PRODUCTION | | | | | | |
| | | | | | | | | | | | NO LONGER IN PRODUCTION | | | | | | |
| YAMAHA FOUR-STROKE | | | | | | | | | | | | | | | | | |
| 📖 | 📖 | 📖 | 📖 | 📖 | 📖 | Genesis 80 FI | 4-Stroke | 499cc Twin 77mm 3.031" | AC | FL-1303 | 12.5:1 Compression | SK1389 | 77.00 | Std. | | | |
| | | | | | | | | | | | 4988M07700 | | | | | | |
| 📖 | 📖 | 📖 | 📖 | 📖 | 📖 | Nytro 2006-07 | Liquid Cooled | 499cc Twin 77mm 3.031" | AC | FL-1303 | 12.5:1 Compression | SK1389 | 77.00 | Std. | | | |
| | | | | | | | | | | | 4988M07700 | | | | | | |
| 📖 | 📖 | 📖 | 📖 | 📖 | 📖 | Phazer 500 2007-16 | Liquid Cooled | 499cc Twin 77mm 3.031" | AC | FL-1303 | 12.5:1 Compression | SK1389 | 77.00 | Std. | | | |
| | | | | | | | | | | | 4988M07700 | | | | | | |
| 📖 | 📖 | 📖 | 📖 | 📖 | 📖 | Venture MP 2013 | Liquid Cooled | 499cc Twin 77mm 3.031" | AC | FL-1303 | 12.5:1 Compression | SK1389 | 77.00 | Std. | | | |
| | | | | | | | | | | | 4988M07700 | | | | | | |
| 📖 | 📖 | 📖 | 📖 | 📖 | 📖 | Venture Lite 2007-09 | Liquid Cooled | 499cc Twin 77mm 3.031" | AC | FL-1303 | 12.5:1 Compression | SK1389 | 77.00 | Std. | | | |
| | | | | | | | | | | | 4988M07700 | | | | | | |
| 📖 | 📖 | 📖 | 📖 | 📖 | 📖 | VK Professional 2006-07 | Liquid Cooled | 499cc Twin 77mm 3.031" | AC | FL-1303 | 12.5:1 Compression | SK1389 | 77.00 | Std. | | | |
| | | | | | | | | | | | 4988M07700 | | | | | | |
| 📖 | 📖 | 📖 | 📖 | 📖 | 📖 | Genesis 120FI | 4-Stroke | 973cc Triple 79mm 3.110" | AC | FL-1290 | 12.5:1 Compression | SK1365 | 79.00 | Std. | | | |
| | | | | | | | | | | | 4893M07900 | | | | | | |
| 📖 | 📖 | 📖 | 📖 | 📖 | 📖 | RS Vector 2005-09 | Liquid Cooled | 973cc Triple 79mm 3.110" | AC | FL-1290 | 12.5:1 Compression | SK1365 | 79.00 | Std. | | | |
| | | | | | | | | | | | 4893M07900 | | | | | | |
| 📖 | 📖 | 📖 | 📖 | 📖 | 📖 | RS Rage 2005-07 | Liquid Cooled | 973cc Triple 79mm 3.110" | AC | FL-1290 | 12.5:1 Compression | SK1365 | 79.00 | Std. | | | |
| | | | | | | | | | | | 4893M07900 | | | | | | |
| 📖 | 📖 | 📖 | 📖 | 📖 | 📖 | RS Vector Mountain 2005-07 | Liquid Cooled | 973cc Triple 79mm 3.110" | AC | FL-1290 | 9.5:1 Compression | SK1367 | 79.00 | Std. | | | |
| | | | | | | | | | | | 4894M07900 | | | | | | |
| 📖 | 📖 | 📖 | 📖 | 📖 | 📖 | RS Venture 2005-09 | Liquid Cooled | 973cc Triple 79mm 3.110" | AC | FL-1290 | 9.5:1 Compression | SK1367 | 79.00 | Std. | | | |
| | | | | | | | | | | | 4894M07900 | | | | | | |
| 📖 | 📖 | 📖 | 📖 | 📖 | 📖 | VK Pro 2006-15 | Liquid Cooled | 973cc Triple 79mm 3.110" | AC | FL-1290 | 9.5:1 Compression | SK1367 | 79.00 | Std. | | | |
| | | | | | | | | | | | 4894M07900 | | | | | | |
| 📖 | 📖 | 📖 | 📖 | 📖 | 📖 | Genesis 130FI | 4-Stroke | 1049cc Triple 82mm 3.228" | AC | FL-1304 (Left) | 4893M08200 | SK1366 | 82.00 | Std. | | | |
| | | | | | | | | | | | NO LONGER IN PRODUCTION | | | | | | |
| 📖 | 📖 | 📖 | 📖 | 📖 | 📖 | FX Nytro 2008-14 | Liquid Cooled | 1049cc Triple 82mm 3.228" | AC | FL-1304 (Left) | 4893M08200 | SK1366 | 82.00 | Std. | | | |
| | | | | | | | | | | | NO LONGER IN PRODUCTION | | | | | | |
| 📖 | 📖 | 📖 | 📖 | 📖 | 📖 | RS Vector 2012-16 | Liquid Cooled | 1049cc Triple 82mm 3.228" | AC | FL-1304 (Left) | 4893M08200 | SK1366 | 82.00 | Std. | | | |
| | | | | | | | | | | | NO LONGER IN PRODUCTION | | | | | | |
| 📖 | 📖 | 📖 | 📖 | 📖 | 📖 | RS Venture 2012-16 | Liquid Cooled | 1049cc Triple 82mm 3.228" | AC | FL-1304 (Left) | 4893M08200 | SK1366 | 82.00 | Std. | | | |
| | | | | | | | | | | | NO LONGER IN PRODUCTION | | | | | | |
| 📖 | 📖 | 📖 | 📖 | 📖 | 📖 | SR Viper 2014-16 | Liquid Cooled | 1049cc Triple 82mm 3.228" | AC | FL-1304 (Left) | 4893M08200 | SK1366 | 82.00 | Std. | | | |
| | | | | | | | | | | | NO LONGER IN PRODUCTION | | | | | | |
| 📖 | 📖 | 📖 | 📖 | 📖 | 📖 | VK Professional II 2016 | Liquid Cooled | 1049cc Triple 82mm 3.228" | AC | FL-1304 (Left) | 4893M08200 | SK1366 | 82.00 | Std. | | | |
| | | | | | | | | | | | NO LONGER IN PRODUCTION | | | | | | |
| 📖 | 📖 | 📖 | 📖 | 📖 | 📖 | RX-1 2003-07 | 4-Stroke | 998cc 4-Cylinder 74mm 2.913" | AC | YA-5501 | 4707M07400 | SK1326 | 74.00 | Std. | | | |
| | | | | | | | | | | | NO LONGER IN PRODUCTION | | | | | | |
| 📖 | 📖 | 📖 | 📖 | 📖 | 📖 | Straight Sleeve | Liquid Cooled | 998cc 4-Cylinder 74mm 2.913" | AC | YA-5501 | 4707M07400 | SK1326 | 74.00 | Std. | | | |
| | | | | | | | | | | | NO LONGER IN PRODUCTION | | | | | | |
| 📖 | 📖 | 📖 | 📖 | 📖 | 📖 | Big Bore to 1080cc | Liquid Cooled | 1080cc 4-Cylinder 77mm 3.031" | AC | YA-5501E | | | | | | | |
| | | | | | | | | | | | NO LONGER IN PRODUCTION | | | | | | |
| 📖 | 📖 | 📖 | 📖 | 📖 | 📖 | End Sleeves, 2 required | Liquid Cooled | 1080cc 4-Cylinder 77mm 3.031" | AC | YA-5501E | | | | | | | |
| | | | | | | | | | | | NO LONGER IN PRODUCTION | | | | | | |
| 📖 | 📖 | 📖 | 📖 | 📖 | 📖 | Center Sleeves, 2 required | Liquid Cooled | 1080cc 4-Cylinder 77mm 3.031" | AC | YA-5501C | | | | | | | |
| | | | | | | | | | | | NO LONGER IN PRODUCTION | | | | | | |
| 📖 | 📖 | 📖 | 📖 | 📖 | 📖 | Genesis 150FI | 4-Stroke | 998cc 4-Cylinder 74mm 2.913" | AC | YA-5501 | | | | | | | |
| | | | | | | | | | | | NO LONGER IN PRODUCTION | | | | | | |
| 📖 | 📖 | 📖 | 📖 | 📖 | 📖 | APEX 2006-16 | Liquid Cooled | 998cc 4-Cylinder 74mm 2.913" | AC | YA-5501 | | | | | | | |



PRO-X CONNECTING ROD KITS



SKI-DOO (ROTAX)

| Part No. | Model | Year |
|----------|---|--------------------|
| 02514 | 377 Twin | 1980-89 |
| 02515 | 377 Twin 440F MXZ Twin | 1990-99 1997-99 |
| 02906 | 462, 467 Twin Formula Z, MX ('93-95) Formula Z, Mach ('93-95) MXZ, XTCR ('93-95) | 1994-95 |
| | 470 Twin | 1994 |
| 02522 | 521, 534, 537 Twin 9700 ('83-84) Formula Plus, LT ('85-90) Safari Grand Lux ('85-86) | 1982-90 |
| | 582, 583 Twin Mach I ('89-91) Formula ('92-99) Formula Z, STX II ('94-99) Summit ('94-98) MXZ ('96-98) Grand Touring 580 ('95-99) | 1989-99 |
| | 617 Twin | 1994-95 |
| 02905 | 599 Triple PTO Side | 1997-99 |
| 02906 | 599 Triple MAG/Center Formula III 600 | 1997-99 |
| 02663 | 779 Triple PTO Side | 1994-96 |
| 02664 | 779 Triple MAG/Center | 1994-96 |
| 02663 | 809 Triple PTO Side | 1997-03 |
| 02664 | 809 Triple MAG/Center | 1997-03 |



CRANKSHAFT BEARINGS

L.A. SLEEVE CO. supplies genuine O.E.M. quality replacement crankshaft bearings. Manufactured in Japan using all O.E.M. specifications.

CRANKSHAFT MAIN BEARINGS DIMENSIONS CHART

| SIZE | DESCRIPTION | PART NO. | SIZE | DESCRIPTION | PART NO. | SIZE | DESCRIPTION | PART NO. |
|--------------|--------------------|----------|----------------|-----------------------|----------|----------------|----------------------|----------|
| 17 x 47 x 14 | | 6303C3 | 30 x 62 x 16 | 8 Bearings | 6206RI | 35 x 72 x 17 | Grvd, W/Ring C4 fit | 6207NRC4 |
| 20 x 47 x 14 | | 6204C3 | 30 x 62 x 16 | 9 Bearings | 6206C3 | 35 x 72 x 17 | 4mm Pinhole | 6207YR |
| 20 x 47 x 14 | Grooved, With Ring | 6204NR | 30 x 62 x 16 | Grooved | 6206N | 35 x 72 x 17 | Pinned | 6207JRC4 |
| 20 x 52 x 15 | | 6304C3 | 30 x 62 x 16 | Grooved, With Ring | 6206NR | 35 x 72 x 17 | Pinned, 3mm | 83A844A |
| 22 x 50 x 14 | | 6222C4 | 30 x 62 x 16 | Grvd, W/Ring, C4 Fit | 6206NRC4 | 35 x 72 x 17 | Pinned, | |
| 22 x 56 x 16 | | 6322C4 | 30 x 62 x 16 | Roller Bearing | NJ206 | | 3mm Grooved W/Ring | 6207NLT |
| 22 x 56 x 16 | | 6322X | 30 x 64 x 16 | O.D. Step | 830046 | 35 x 72 x 27 | Pinned, 3mm | 5207-1LT |
| 25 x 52 x 15 | | 6205C3 | 30 x 72 x 16 | O.D. Step | SX06C62 | 35 x 80 x 18 | | 6307X |
| 25 x 52 x 15 | Grooved | 6205N | 30 x 72 x 18 | | 6306RI | 35 x 80 x 18.5 | | 6307A |
| 25 x 52 x 15 | Grooved, With Ring | 6205NR | 30 x 72 x 19 | | 6306C3 | 35 x 80 x 21 | | 6307C3 |
| 25 x 55 x 15 | | 83A915 | 30 x 72 x 19 | Grooved | 6306N | 35 x 80 x 21 | Grooved | 6307N |
| 25 x 62 x 16 | | 6305RI | 30 x 72 x 19 | Grooved, With Ring | 6306NR | 35 x 80 x 21 | Grooved, 5mm Pinhole | 83B727 |
| 25 x 62 x 17 | | 6305C3 | 30 x 72 x 19 | O.D. Step | SX06C42 | 35 x 80 x 21 | Grooved, With Ring | 6307NR |
| 25 x 62 x 17 | Grooved | 6305N | 30 x 76 x 17.5 | | 692C3 | 35 x 80 x 21 | Pinned | 6307JRC4 |
| 25 x 62 x 17 | Grooved, With Ring | 6305NR | 32 x 65 x 17 | | 6232C3 | 35 x 80 x 21 | Pinned, 3mm | 83A948 |
| 25 x 62 x 17 | Grooved, Pinned | 83406 | 32 x 72 x 30 | Phenolic, 4mm Pinhole | 83B207 | 39 x 58 x 16 | Needle Bearings | 8ENK16 |
| 25 x 62 x 17 | Pinned | 83464A | 32 x 76 x 17.5 | | SC093CS | 39 x 65 x 18 | Needle Bearings | 2MEB671 |
| 28 x 58 x 16 | | 6228C3 | 35 x 72 x 17 | | 6207C3 | 40 x 76 x 17.5 | | DG407618 |
| 28 x 68 x 18 | | 6328C3 | 35 x 72 x 17 | C4 Fit | 6207C4 | 40 x 80 x 18 | Grooved, With Ring | 6208NC4 |
| 28 x 68 x 18 | Shield | 6328LBA | 35 x 72 x 17 | Grooved | 6207N | 40 x 90 x 23 | | 6308C3 |
| 28 x 72 x 18 | | B32872 | 35 X 72 X 17 | Grooved, C4 Fit | 6207NC4 | 40 x 90 x 20 | | |
| 30 x 62 x 16 | Grooved, C4 Fit | 6206NC4 | 35 x 72 x 17 | Grooved, With Ring | 6207NR | | | |

WISECO Piston includes rings and circlips, Kit includes precision matched and balanced pistons, gasket.



ENGINE & SHOP SERVICES


CYLINDER REPAIR

Why would you spend several hundred dollars to buy a new cylinder when we can repair it for a fraction of the cost?

Sleeving... Still The Solution!

Re-sleeving worn or seized cylinders and cylinder blocks with cylinder sleeve liners manufactured by L.A. Sleeve

Co. continues to be the solution for riders, racer, and engine builders everywhere. Our top quality cylinder sleeves, four-stroke and two-stroke, have proven to be durable and economical with the added advantage of being boreable. Re-sleeved cylinders will never flake or peel.




L.A. Sleeve offers re-sleeving services for automotive, small engine, motorcycle, ATV, snowmobile, marine and watercraft.

Four-stroke cylinders receive a newly installed cylinder sleeve, are bored, honed to fit the piston and the top is surfaced when required.

Two-stroke cylinders receive a newly installed sleeve. All of the ports are matched, blended and chamfered. The sleeved cylinder is bored and honed to fit the piston. The top deck is surfaced to be as new. A properly installed two-stroke sleeve renews the cylinder and retains the original performance of the engine.

Send us your cylinder or cylinder block along with instructions. Our sleeving department will install a new sleeve or multiple sleeves into your cylinder and return it ready to install and run.




CYLINDER RE-PLATING



L.A. Sleeve offers a full cylinder re-plating service for the rider who desires to maintain the original plated bore. We will strip, weld and repair the damaged bore, then re-plate the cylinder bore with Nickel-Silicon-Carbide plating. L.A. Sleeve will supply you with a new piston and gasket kit and size the piston to the freshly plated bore.

CRANKSHAFT REBUILDING

We provide complete crank rebuilding to you. No need to buy an OEM crankshaft, when we can install a new aftermarket connecting rod kit. Our service comes complete with pressing crank apart, inspecting web journals, reinstalling new aftermarket rod kit and truing crank to exact tolerances.



4-STROKE HEAD SERVICE, REPAIR AND CNC PORTING

L.A. Sleeve is a leader in four-stroke development technology. Our years of experience will assure you receive the proper service required.

We will disassemble, inspect, rebuild and re-assemble your head. L.A. Sleeve uses state of the art

CNC machinery to do head porting and valve work. We are able to perform a standard 3-angle valve job or a performance 5-angle radius valve job. We can replace worn valve guides or install high performance guides. Let us replace your iron valve seats with our copper/beryllium seats to insure reliability and longevity of your steel or titanium valves.



2016 CYLINDER DEPARTMENT BASIC SERVICE FEES

Rates shown are for labor only, parts are additional.

| | RETAIL PRICE |
|--|-----------------------|
| Sleeve Installation - two stroke single cylinder | \$165.00 |
| <i>(Includes installing sleeve, matching ports, chamfering port edges, boring and honing to size piston, milling top deck)</i> | |
| Sleeve Installation - four stroke single cylinder | \$148.00 |
| <i>(Includes installing sleeve, boring and honing to size piston, milling top deck)</i> | |
| Sleeve Installation - Big Bore two stroke sleeve | \$180.00 |
| Sleeve Installation - Big Bore four stroke sleeve | \$165.00 |
| Cylinder Re-plating | \$265.00 |
| Head Mod - two stroke | \$100.00 |
| Boring / Honing - single | \$70.00 |
| Porting / Polish - two stroke single | \$350.00 |
| Porting/Polish Cylinder with Head Mod 2-stroke | \$425.00 |
| Head Flow Port & Polish - four stroke 2-valve | begins @ \$355.00 |
| 4-valve | begins @ \$500.00 |
| 5-valve | begins @ \$560.00 |
| Valve Job - 2 valve | begins @ \$127.50 |
| Valve Job - 4 valve | begins @ \$180.00 |
| Valve Job - 5 valve | begins @ \$210.00 |
| Valve Guide Replacement | without guide \$34.00 |
| Valve Seat Replacement | without seat \$72.00 |
| Race Performance Valve Seats | Call for Quote |
| Valve and Spring Kits | Call for Quote |
| Crankshaft Rebuilding - Single | \$87.00 |
| Twin | \$185.00 |
| Triple | \$270.00 |
| 4-Stroke Crank with oilers | \$100.00 |

Additional Charges for:

| | |
|---|---------|
| Stud Removal | \$28.00 |
| Power Valve - removal, cleanse, re-install. | \$65.00 |

SPECIAL applications have additional charges and will be quoted before any work begins.



TERMS, CONDITIONS AND POLICIES

BUSINESS HOURS: 8:00 a.m. to 5:00 p.m. Monday through Thursday, 8:00 a.m. to 4:30 p.m. Friday. Closed weekends and holidays.

MINIMUM ORDERS: A \$15.00 minimum applies to all orders.

PAYMENT: C.O.D., Credit/Debit on first order. Company check accepted after first order and receiving LASCO customer code number. No personal checks accepted. Dealers whose checks are returned for non-sufficient funds will be placed on a CASH-ONLY basis. Mastercard, VISA, Discover, American Express and PayPal.

PRICE CHANGES: Prices are subject to change without notice. Your invoice will show the current net price and should be reviewed upon receipt.

RETURNS: L.A. SLEEVE will not accept any returned goods without prior authorization. No returns accepted after 30 days. Returned merchandise must be accompanied by the following:

- A return authorization number (call for number). Display number on outside of carton.
- A copy of original invoice.
- A letter of explanation.

Merchandise must be returned freight prepaid. Shortages and discrepancies must be reported within ten days of invoice date. Refused orders and/or unwarranted returns shall be subject to a 25% restock handling charge, in addition to any incurred shipping charges. Credit will not be given on merchandise returned without a written explanation. Credit will be issued for returns that are accepted. No returns are allowed on gaskets, carburetors, jets and carb parts. No credit is given for returns that are not in original condition, or if any parts of a kit are missing.

FOREIGN COUNTRIES: Foreign orders are shipped on a prepaid basis unless prior arrangement is made with L.A. SLEEVE CO. Payment must be sent in U.S. funds, Foreign checks and currency are not accepted. Contact L.A. SLEEVE CO. by telephone or e-mail before sending payment to confirm current prices and shipping charges.

CYLINDER SLEEVING, BIG BORE KITS: Please allow two (2) weeks plus shipping time. All modifications are done to your cylinder unless otherwise specified. When sending your cylinder and parts, please remove all manifolds, studs, bolts, power valves, etc. We are not responsible for any lost parts. Package your cylinder and head upright in a sturdy box with plenty of paper and cardboard. Include your piston if we are not supplying one. Always include instructions inside the package, stating cylinder make, model and year, what work you want done, and if you want L.A. SLEEVE to provide the piston and a new gasket. Include your return address and phone number on the instruction sheet. Dealers, include a business card.

WE WILL NOT BEGIN ANY WORK WITHOUT WRITTEN INSTRUCTIONS.

LATE ORDERS: Dealers, please allow (ten) full working days before calling to check on orders that have not arrived. Much time is wasted looking up orders that have been shipped but that you have not allowed enough time for transit. Please cooperate with us on this. Do not use toll-free numbers when checking orders, call on (562) 945-7578. **DO NOT CALL COLLECT.** During peak seasons call your orders in early to assure delivery when you need it. Ordering Wednesday afternoon and requesting air shipping service will not always get your goods to you for the race on Saturday or Sunday.

SHIPPING: We ship all orders U.P.S. whenever possible. Second day air (Blue Label), next day air (Red Label), and 3-Day Select (Orange) services are available in addition to regular ground service. Parcel post and priority mail shipping is available also.

CHANGE OF ADDRESS: Please inform us of changes to your shipping or mailing address, telephone and e-mail address. This will ensure that you continue to receive good service from L.A. SLEEVE Co., and that we can provide you with updated information and catalogs.

LOS ANGELES SLEEVE CO., INC. LIMITED WARRANTY

Los Angeles Sleeve Co. warrants this product will be free from defects in material and workmanship for thirty (30) days following date of original purchase. If the product is found by LOS ANGELES SLEEVE CO. to be defective, such products will, at LOS ANGELES SLEEVE CO.'s option, be replaced or repaired at cost to LOS ANGELES SLEEVE CO. All products alleged by Purchaser to be defective must be returned to LOS ANGELES SLEEVE CO., postage prepaid, within the thirty (30) days warranty period.

THIS LIMITED WARRANTY DOES NOT COVER LABOR OR OTHER COSTS OR EXPENSES INCIDENTAL TO THE REPAIR AND/OR REPLACEMENT OF PRODUCTS OR PARTS.

This limited warranty does not apply to any products which has been subject to misuse, mishandling, misapplication, neglect (including but not limited to improper maintenance), accident, improper installation, modification (including but not limited to use of unauthorized parts or attachments), or adjustment or repair performed by anyone other than LOS ANGELES SLEEVE CO.

The parties hereto expressly agree that the Purchaser's sole and exclusive remedy against LOS ANGELES SLEEVE CO. shall be for the repair or replacement of the defective product as provided in this limited warranty. This exclusive remedy shall not be deemed to have failed of its essential purpose so long as LOS ANGELES SLEEVE CO. is willing and able to repair or replace defective goods.

THIS LIMITED WARRANTY IS IN LIEU OF ALL OTHER WARRANTIES, EXPRESS OR IMPLIED, INCLUDING THOSE OF MERCHANTABILITY OR FITNESS FOR A PARTICULAR PURPOSE NOT EXPRESSLY SET FORTH HEREIN. ANY PRODUCT WHICH MAY BE SOLD BY LOS ANGELES SLEEVE CO. BUT WHICH IS NOT MANUFACTURED BY LOS ANGELES SLEEVE CO. IS NOT WARRANTED BY LOS ANGELES SLEEVE CO. BUT IS SOLD ONLY WITH THE WARRANTIES, IF ANY, OF

THE MANUFACTURERS THEREOF.

LOS ANGELES SLEEVE CO.'S LIABILITY (WHETHER UNDER THE THEORIES OF BREACH OF CONTRACT OR WARRANTY, NEGLIGENCE OR STRICT LIABILITY) FOR ITS PRODUCTS SHALL BE LIMITED TO REPAIRING OR REPLACING PARTS FOUND BY LOS ANGELES SLEEVE CO. TO BE DEFECTIVE, OR AT LOS ANGELES SLEEVE CO.'S OPTION, TO REFUND THE PURCHASE PRICE OF SUCH PRODUCT. IN NO EVENT SHALL LOS ANGELES SLEEVE CO. BE LIABLE FOR INCIDENTAL OR CONSEQUENTIAL DAMAGES ARISING OUT OF OR IN CONNECTION WITH THE PRODUCT. CONSEQUENTIAL DAMAGES SHALL INCLUDE, WITHOUT LIMITATION, LOSS OF USE, INCOME OR PROFIT, OR LOSSES SUSTAINED AS THE RESULT OF INJURY (INCLUDING DEATH) TO ANY PERSON, OR LOSS OF OR DAMAGE TO PROPERTY.

Any claim by Purchaser regarding this product shall be deemed waived by the Purchaser unless submitted to LOS ANGELES SLEEVE CO. within the earlier of (i) fifteen (15) days following the date Purchaser discovered, or by reasonable inspection should have discovered, any claimed breach of this limited warranty, or (ii) thirty (30) days following the date of original purchase. Any cause of action for breach of this limited warranty shall be brought within six months from the date the alleged breach was discovered or should have been discovered, whichever occurs first.

Some states do not allow limitations on how long an implicit warranty lasts or the exclusion of incidental or consequential damages, so the above limitations or exclusions may not apply to you. This limited warranty gives you specific legal rights, and you may also have other rights which vary from state to state.

REQUEST THESE CATALOGS



**AUTOMOTIVE/PERFORMANCE
CATALOG**




OFFROAD CATALOG



STREETBIKE CATALOG



ATV CATALOG



WATERCRAFT CATALOG



L.A. SLEEVE CO., INC.

12051 RIVERA RD., SANTA FE SPRINGS, CA 90670

800-822-6005 FAX: 562-698-7029

562-945-7578 E-MAIL: INFO@LASLEEVE.COM

WWW.LASLEEVE.COM