

9:15-9:45 POSTCARDS

GOAL: WHAT CAMPERS WILL LEARN

- To create write a postcard by completing pre-written sentences
- To create illustrations on a postcard using knowledge of various continents

WHAT YOU NEED

- Postcard printable – enough for each child to have four postcards.
- Crayons
- Real postcards to show the campers
- A map
- Word “stickers” including small pictures or rebus symbols including different types of weather (sunny, foggy, rainy, and snowy) different continents (Africa, Asia, South America, and Antarctica) and animals (camel, panda, penguin, and monkey) to use when filling in the blanks on the postcards
- INSTRUCTOR’S ACTIVITY INSTRUCTIONS & SCRIPT

SET-UP FOR ACTIVITY

- Have a large map of the world including all of the continents on display in the room.
- Pass out crayons, markers, postcards, and stickers.
- Write post card sentences on the board so that all the campers can see them

We are having fun in _____.

The weather is _____.

I saw a _____ today.

See you soon.

Your friend,

- Find the part in INSTRUCTOR’S ACTIVITY INSTRUCTIONS & SCRIPT that applies to this activity

ACTIVITY INSTRUCTIONS

- 1) Instructor points out 3-4 continents on the map and discusses each continent using details from the episode.
- 2) As a class, campers choose which continent they would like to visit first.
- 3) Instructor guides campers in filling out each sentence on the postcard. Instructor writes in the correct word for each blank

and campers find the matching word sticker and put it in the same blank on their postcards.

SKILL LEVEL OPTIONS:

Level 1: After choosing a continent, instructor passes out only three word choices to put in the blanks on the postcards. After deciding on which word goes in the first blank, campers find the word and put it on their postcard blank. The teacher gives the students clues for the correct word such as naming the first or last letter in the word. This continues until all three blanks are filled in. Campers sign the postcard with a name sticker.

Level 2: Instructor passes out six words to choose from. After deciding on which word goes in the first blank, campers find the word and put it on their postcard blank. The teacher gives the students clues for the correct word such as naming the first or last letter in the word. This continues until all three blanks are filled in. Campers sign the postcard with a name sticker or by writing their own name in the blank.

Level 3: Instructor passes out nine words to choose from. After deciding on which word goes in the first blank, campers find the word and put it on their postcard blank. This continues until all three blanks are filled in. Campers sign the postcard by writing their own name.

4) DEMONSTRATE:

SCRIPT

Instructor: What did Sophie the Seal send her friend Mr. Wigglesbottom?

Class: A postcard!

Instructor: Yes, a postcard! Has anyone here ever received a postcard? Has anyone ever sent a postcard? Who sent a postcard in the Super Why show we watched this morning?

Campers: (allow campers to discuss personal experiences and the story from the episode)

Instructor: Here are some postcards from around the world. I will pass them out for you all to look at. When you are far away from a friend or a family member you could call them on the phone, write them a letter, or send them a post card.

Today you are all going pretend to travel to a different continent and you are going to create your own postcards.

All of your postcards have three sentences on them. Read the sentences with blanks. We have to decide where we are traveling and then fill in the blanks.

Let's look at the map. The Super Readers started out in North America then they went to South America, then Asia, then Africa, and finally Antarctica. The Super Readers didn't go to this continent (point to Australia) but this is where their computer friend lives. Who knows what this continent is called?

Campers: Australia

Use a pointer to show campers the path that the Super Readers took. Instructor has campers raise hands to vote on a continent to visit. If campers are not yet able to understand and participate in this type of vote, instructor should choose continent.

SUPER! (EXAMPLE) We are going to travel to Africa! Everyone put out your arms, shut your eyes and imagine you are a Super Reader flying to Africa! Make flying noises as you model this for the class.

We've landed in Africa. Now we have to fill in our postcards. I am going to pass out word stickers for you to glue on your postcards.

Let's figure out what word goes in the first. The sentence says:

We are having fun in _____.

Where are we? It is very hot and we are in a big desert! [WRITE Africa, South America, Asia on the board] Are we in Africa, South America or Asia? Oh yes! Africa. Now you find the word Africa and stick it in the blank on your post card in the sentence We are having fun in _____.

The next sentence says:

The weather is _____.

When the Super Readers went to Africa, they landed in a desert. Is the desert [WRITE sunny, rainy, snowy on board] rainy, sunny or snowy?

Campers: Sunny!

Instructor: The desert is very hot, so it is sunny! So find the word sunny and glue it to the space in the sentence, The weather is _____.

The last sentence says:

I saw a _____ today.

What would we see when we got to the African desert?

[WRITE moose, panda, camel on board]

Class: A camel!

Instructor: My word, you really are super! Yes, they met a camel. Camels live in deserts. Now you find the word camel and glue it to the space in the sentence, I saw a _____ today.

The last thing to fill out is your name! Write your name underneath where it says From on the postcard. From starts with the letter F.

Now color in a picture of what you would have seen in Africa on the front of your postcard! Think about who you would want to send this postcard to. I will come around and write in/help you write their name for you!

CONTINUE making as many postcards as possible using the words appropriate for each continent:

Asia, Foggy, Panda
South America, Rainy, Monkey
Antarctica, Snowy, Penguin

Make sure to give the campers three words to choose from for each question.

Make sure to send postcards home at the end of the day.

COMPUTER GAME

If campers finish the activity early, send 2-3 children at a time to use the Super Why computer game. Make sure campers restart the game to start

from the beginning each time. Check off their names from the list of children so that as many children as possible get to use the computer game today.

If necessary, remind children of the rules; Only play this Super Why Right On Reader Matchup game (Do not click on any other games), Play together, Take turns, Play until I call you and it is time for the next activity.

DO NOT allow campers to play on the computer instead of participating in the activities provided in the curriculum.

9:45-10:00 SNACK BREAK



We are having fun in _____.

The weather is _____.

















































I saw a _____ today.

See you soon!

From,



To:

 sunny	 sunny	 sunny	 sunny	 Africa	 Africa
 snowy	 snowy	 snowy	 snowy	 South America	 South America
 foggy	 foggy	 foggy	 foggy	 Antarctica	 Antarctica
 rainy	 rainy	 rainy	 rainy	 Asia	 Asia
 camel	 camel	 camel	 camel	 Africa	 Africa
 panda	 panda	 panda	 panda	 South America	 South America
 monkey	 monkey	 monkey	 monkey	 Antarctica	 Antarctica
 penguin	 penguin	 penguin	 penguin	 Asia	 Asia