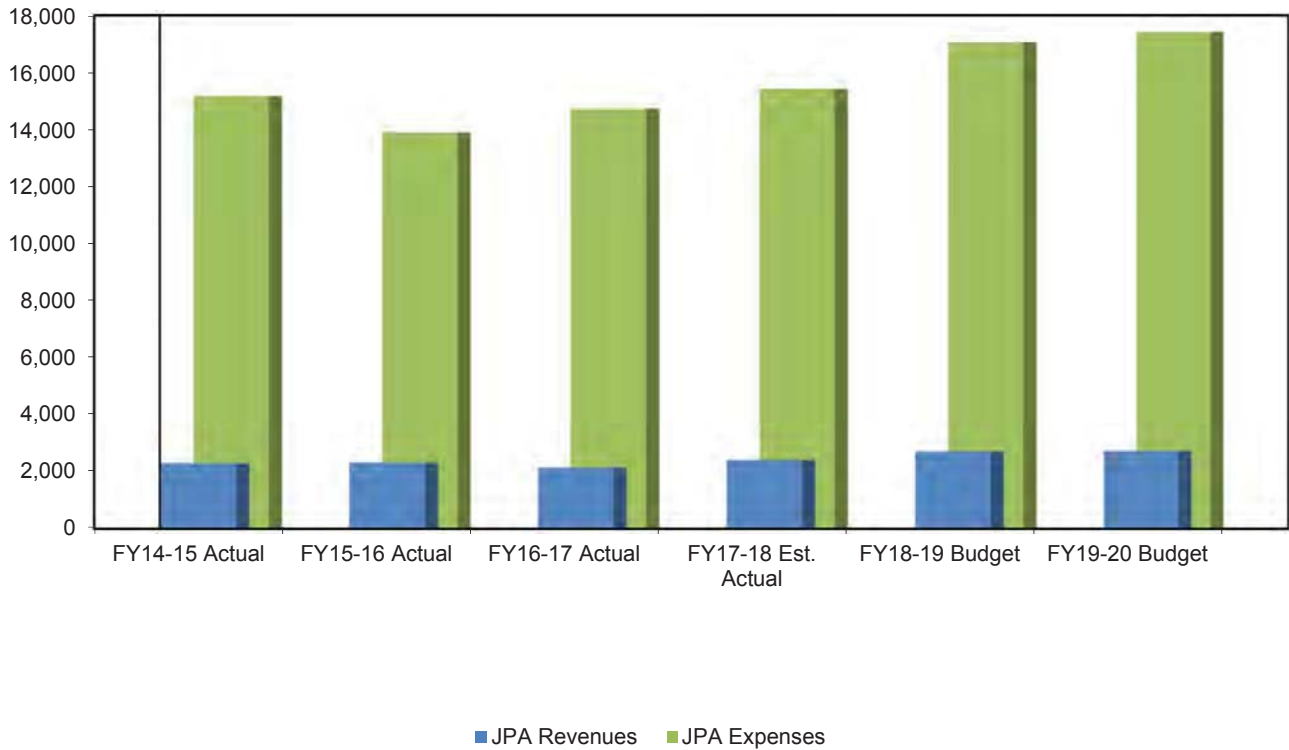


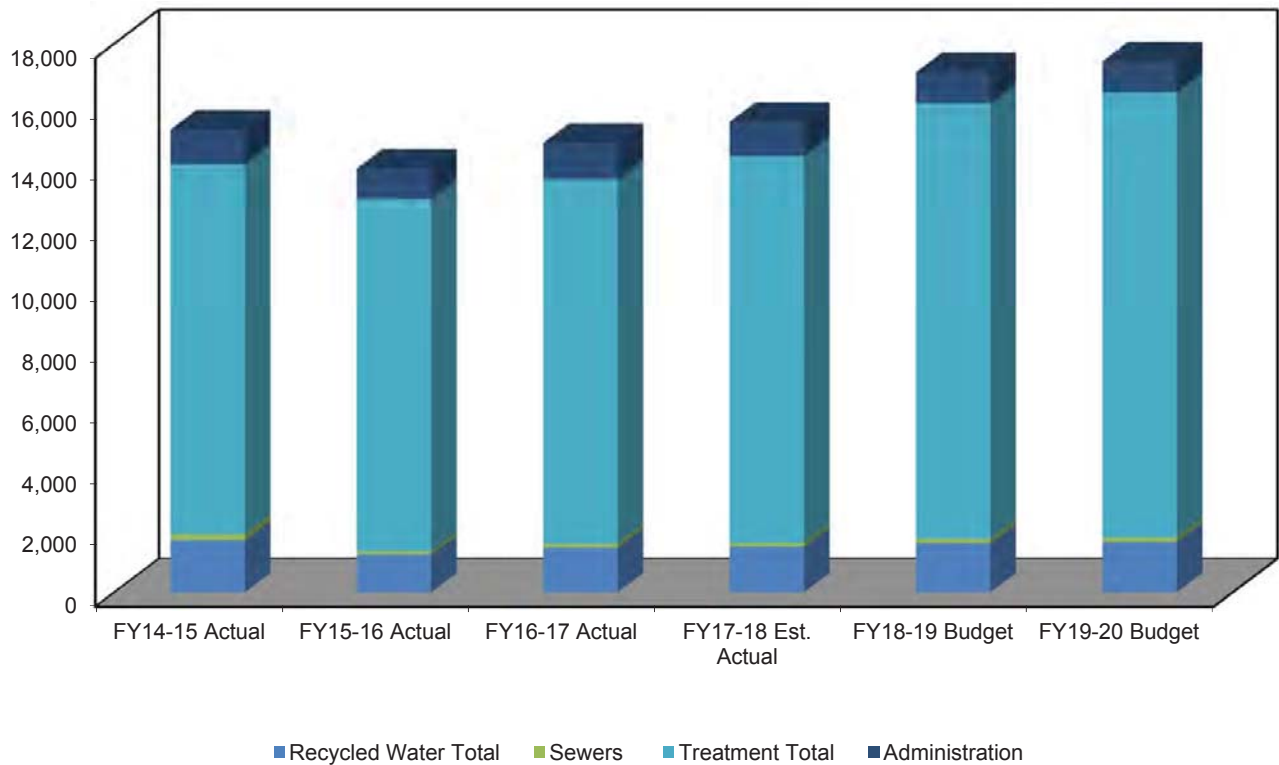
**Las Virgenes - Triunfo  
Joint Powers Authority  
Operations Summary  
(Dollars in Thousands)**

	FY14-15 Actual	FY15-16 Actual	FY16-17 Actual	FY17-18 Est. Actual	FY18-19 Budget	FY19-20 Budget
<b>JPA Revenues</b>	2,326	2,346	2,168	2,449	2,736	2,767
<b>JPA Expenses</b>	15,189	13,920	14,755	15,440	17,064	17,423
<b>Net Operating Expense</b>	12,863	11,574	12,587	12,991	14,328	14,656



**Las Virgenes - Triunfo  
Joint Powers Authority  
Operating Expense Summary  
(Dollars in Thousands)**

	FY14-15 Actual	FY15-16 Actual	FY16-17 Actual	FY17-18 Est. Actual	FY18-19 Budget	FY19-20 Budget
<b>Pump Stations</b>	1,276	1,082	1,214	1,280	1,341	1,379
<b>Tank, Res, Wells</b>	295	70	117	75	131	133
<b>System Ops</b>	49	31	28	26	47	48
<b>Distribution</b>	93	55	113	121	99	101
<b>Recycled Water Total</b>	1,713	1,238	1,472	1,502	1,618	1,661
<b>Sewers</b>	195	119	135	127	145	148
<b>Reclamation</b>	7,528	7,158	7,192	7,668	8,646	8,864
<b>Composting</b>	4,308	4,173	4,463	4,733	5,316	5,416
<b>Centrate Treatment</b>	322	243	297	294	318	322
<b>Treatment Total</b>	12,158	11,574	11,952	12,695	14,280	14,602
<b>Administration</b>	1,123	989	1,196	1,116	1,021	1,012
<b>Total JPA Operations</b>	15,189	13,920	14,755	15,440	17,064	17,423



# JOINT POWERS AUTHORITY

## Operating Revenues – 751000

### LINE ITEM EXPLANATIONS

4235 Recycled Water Sales - LVMWD – Wholesale recycled water sales to Las Virgenes Municipal Water District. Wholesale rates are set to recover the costs of operating and administering the Recycled Water backbone distribution system. An additional amount, equal to the value of annual depreciation expense on the recycled water distribution system, is included in the wholesale recycled water rate.

Annual sales to each JPA partner is normally projected using the prior 3 years' average purchases by each JPA partner and adjusted as necessary for weather and outage conditions. For FY 2018-19 and FY 2019-20 sales are projected at the same level as FY 2017-18.

4240 Recycled Water Sales - TSD – Wholesale recycled water sales to Triunfo Sanitation District. Wholesale rates are set in the same manner as described above.

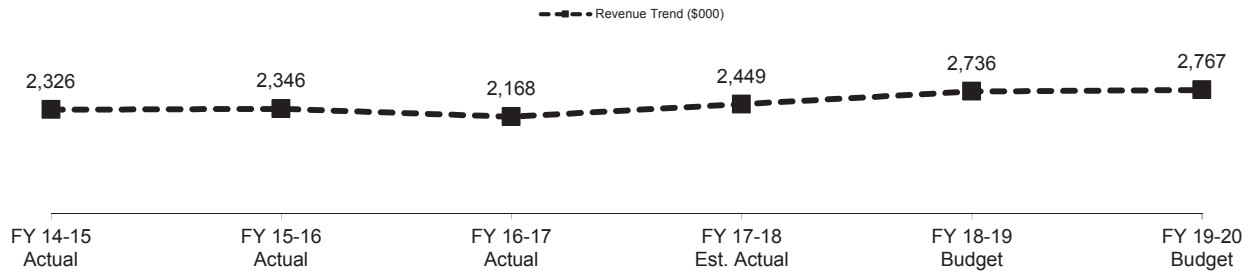
4245 MWD Incentive Local Projects – Funding from Metropolitan Water District to encourage reduction of potable water demand up to 700 af per year at \$154/af. The twenty-five (25) year agreement between the MWD and the JPA expired in November, 2014.

4505 Other Income from Operations – Primarily rental of tank sites to cellular telephone providers.

4510 Compost Sales – Commercial sales of compost produced at the Rancho Las Virgenes Composting Facility.

**Las Virgenes - Triunfo  
Joint Powers Authority  
Operating Revenues**

	FY 14-15 Actual	FY 15-16 Actual	FY 16-17 Actual	FY 17-18 Budget	FY 17-18 Est. Actual	FY 18-19 Budget	FY 19-20 Budget
<b>OPERATING REVENUES</b>							
4235 RW Sales - LVMWD	\$1,508,136	\$1,557,726	\$1,369,024	\$1,707,782	\$1,620,868	\$1,817,122	\$1,838,299
4240 RW Sales - TSD	626,542	728,937	688,676	765,442	747,671	838,972	849,097
4245 MWD Incentive - Local Projects	100,331	0	0	0	0	0	0
4505 Other Income from Operations	54,523	41,954	96,197	65,000	65,000	65,000	65,000
4510 Compost Sales	36,698	17,224	14,161	15,000	15,000	15,000	15,000
<b>TOTAL OPERATING REVENUES</b>	<b>\$2,326,230</b>	<b>\$2,345,841</b>	<b>\$2,168,058</b>	<b>\$2,553,224</b>	<b>\$2,448,539</b>	<b>\$2,736,093</b>	<b>\$2,767,396</b>



# **JOINT POWERS AUTHORITY**

## **RW Pump Stations – 751100**

### **FUNCTION**

To provide appropriate training, operating, preventive maintenance and maintenance and repair programs to preserve Joint Powers Authority (JPA) assets and to ensure the Effluent, East and West recycled water pump stations are operated and maintained safely, efficiently and cost-effectively to supply adequate water throughout the recycled water distribution system.

### **SIGNIFICANT CHANGES**

No significant changes are anticipated for FY18-19 or FY19-20.

### **OPERATING EXPENSE LINE ITEM EXPLANATIONS**

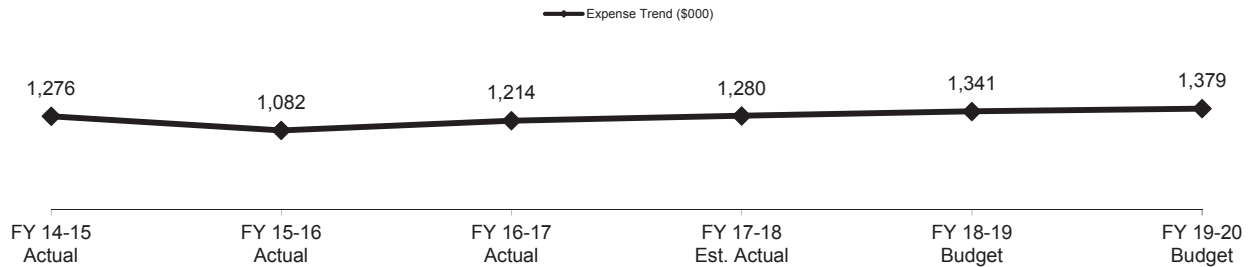
- 5400 Labor – Primarily labor hours worked by Water Treatment and Production and Water Reclamation personnel to operate and provide preventive maintenance to equipment and facilities at the various Joint Powers Authority pump stations.
- 5405.1 Energy – Energy costs for recycled water pump stations. Energy costs include electrical pumping charges from the Tapia plant (SCE), recycled water pump station electrical pumping charges (SCE), and the purchase of lower cost solar generated electricity from Solar City.
- 5410 Supplies/Materials – Funds to purchase supplies and materials used during annual preventive maintenance on JPA RW pump control valves.
- 5430 Funds to purchase Cla Val parts to rebuild pump control valves .

### **MAINTENANCE EXPENSE LINE ITEM EXPLANATIONS**

- 5500 Labor – Primarily labor hours worked by Maintenance Section personnel to perform major maintenance and repair tasks to pumps, motors, and other equipment at Joint Powers Authority (JPA) recycled water pump stations.
- 5510 Supplies/Materials – Funds to purchase supplies and materials used by staff for maintenance of JPA recycled water pump stations.
- 5515 Outside Services – Funds to hire any maintenance providers required to assist in maintaining the JPA recycled water pump stations. Expense is primarily related to pest control activities at JPA RW pump stations.

**Las Virgenes - Triunfo  
Joint Powers Authority  
RW Pump Stations - 751100**

	FY 14-15 Actual	FY 15-16 Actual	FY 16-17 Actual	FY 17-18 Budget	FY 17-18 Est. Actual	FY 18-19 Budget	FY 19-20 Budget
<b>OPERATIONS DIVISION EXPENSE</b>							
5400 Labor	\$38,232	\$29,500	\$32,759	\$31,462	\$32,127	\$37,282	\$38,222
5405.1 Electricity	1,049,230	964,611	975,191	1,018,073	1,100,000	1,133,000	1,167,000
5405.4 Water	0	0	161	0	250	0	0
5410 Supplies/Material	15,667	8,397	20,775	14,200	12,000	14,000	14,000
5415 Outside Services	4,072	6,745	4,923	5,000	0	0	0
5430 Capital Outlay	0	0	0	20,000	20,000	15,000	15,000
Sub-total	\$1,107,201	\$1,009,253	\$1,033,809	\$1,088,735	\$1,164,377	\$1,199,282	\$1,234,222
<b>MAINTENANCE DIVISION EXPENSE</b>							
5500 Labor	45,538	11,056	32,937	24,338	24,705	27,709	28,434
5510 Supplies/Material	7,599	1,013	45,414	7,917	2,000	7,000	7,000
5515 Outside Services	744	1,040	10,973	1,250	1,000	1,250	1,250
Sub-total	\$53,881	\$13,109	\$89,324	\$33,505	\$27,705	\$35,959	\$36,684
<b>ADMINISTRATIVE EXPENSES</b>							
7225 Allocated Support Services	78,366	41,805	62,378	61,021	58,740	71,839	74,106
7226 Allocated Operations Services	36,585	17,445	28,523	24,370	29,598	33,796	34,102
Sub-total	\$114,951	\$59,250	\$90,901	\$85,391	\$88,338	\$105,635	\$108,208
<b>TOTAL EXPENSES</b>	<b>\$1,276,033</b>	<b>\$1,081,612</b>	<b>\$1,214,034</b>	<b>\$1,207,631</b>	<b>\$1,280,420</b>	<b>\$1,340,876</b>	<b>\$1,379,114</b>



# **JOINT POWERS AUTHORITY**

## **RW Tanks, Reservoirs and Wells – 751200**

### **FUNCTION**

To provide appropriate training, operating, preventive maintenance and maintenance and repair programs on a timely basis to preserve Joint Powers Authority (JPA) assets and to ensure Joint Powers Authority tanks, reservoirs, and wells are operated safely, efficiently and cost-effectively to provide adequate storage for daily and emergency uses of recycled water.

### **SIGNIFICANT CHANGES**

No significant changes are anticipated for FY18-19 or FY19-20.

### **SOURCE OF SUPPLY**

5115 Purchased Water – Potable water supplement required in the Joint Powers Authority distribution system for maintenance needs. During the rehabilitation of Reservoir 2 in FY 14-15, 89.06 acre-feet of potable water was purchased to meet the operational challenges presented by the temporary loss of storage capacity.

### **OPERATING EXPENSE LINE ITEM EXPLANATIONS**

5400 Labor – Funds for labor hours worked by Water Treatment and Production employees and Water Reclamation staff to operate and provide preventive maintenance at recycled water storage tanks and reservoirs and at well sites used to supplement inflow to Tapia WRF.

5405.1 Electricity – Funds for electrical energy used to power equipment at Cordillera Tank and to operate Westlake Wells 1 and 2.

5405.2 Telephone – Funds for a SCADA communications used at Cordillera Tank site.

5410 Supplies and Material – Funds miscellaneous supplies and materials for system operation including erosion/runoff control, weed control and maintenance supplies.

5415 Outside Services – Funds to hire appropriate outside service providers to assist with the annual cleaning of Cordillera, Indian Hills, Reservoir 2 and Reservoir 3 to maintain the quality of the water within the recycled water distribution system. Includes funds for weed abatement and landscape maintenance.

5420 Permits and Fees – Well 1 & 2 water rights.

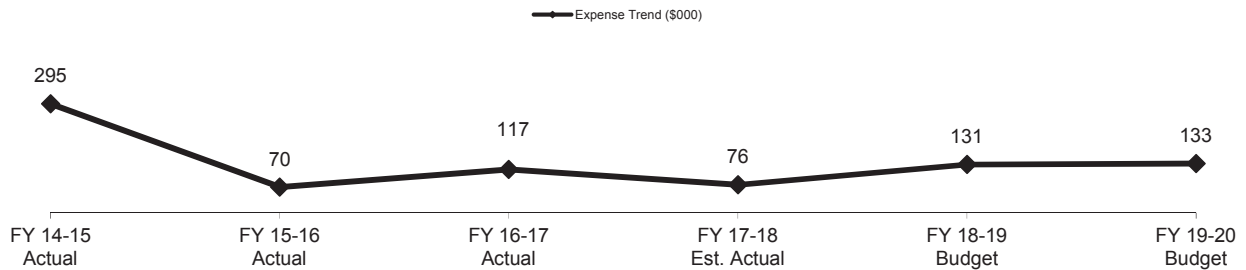
### **MAINTENANCE EXPENSE LINE ITEM EXPLANATIONS**

5500 Labor – Primarily labor hours worked by Maintenance Section personnel to provide maintenance.

5510 Supplies/Materials – Items required by staff to maintain the tanks, reservoirs and wells in the recycled water system.

**Las Virgenes - Triunfo  
Joint Powers Authority  
RW Tanks, Reservoirs and Wells - 751200**

	FY 14-15 Actual	FY 15-16 Actual	FY 16-17 Actual	FY 17-18 Budget	FY 17-18 Est. Actual	FY 18-19 Budget	FY 19-20 Budget
<b>SOURCE OF SUPPLY</b>							
5115 Purchased Water - Potable Suppl	\$136,529	\$0	\$34,124	\$0	0	\$0	\$0
<b>OPERATIONS DIVISION EXPENSE</b>							
5400 Labor	21,817	8,712	10,863	15,356	10,217	17,275	17,715
5405.1 Electricity	16,968	17,508	16,025	17,765	17,000	17,500	18,000
5405.2 Telephone	801	1,163	1,343	1,096	1,000	1,000	1,000
5405.4 Water	0	0	133	0	80	0	0
5410 Supplies/Material	362	3,449	1,352	2,530	2,000	2,500	2,500
5415 Outside Services	14,300	7,425	23,500	9,997	17,000	25,000	25,000
5420 Permits and Fee	100	100	0	102	0	0	0
Sub-total	\$54,348	\$38,357	\$53,216	\$46,846	\$47,297	\$63,275	\$64,215
<b>MAINTENANCE DIVISION EXPENSE</b>							
5500 Labor	25,650	7,056	5,081	15,179	4,047	14,227	14,598
5510 Supplies/Material	9,602	381	18	0	0	0	0
5515 Outside Services	1,155	1,155	1,155	1,279	1,200	1,200	1,200
Sub-total	\$36,407	\$8,592	\$6,254	\$16,458	\$5,247	\$15,427	\$15,798
<b>ADMINISTRATIVE EXPENSES</b>							
7225 Allocated Support Services	46,352	15,915	16,195	32,544	15,333	35,300	36,419
7226 Allocated Operations Services	21,639	6,642	7,405	12,997	7,724	16,608	16,759
Sub-total	\$67,991	\$22,557	\$23,600	\$45,541	\$23,057	\$51,909	\$53,178
<b>TOTAL EXPENSES</b>	<b>\$295,275</b>	<b>\$69,506</b>	<b>\$117,194</b>	<b>\$108,845</b>	<b>\$75,601</b>	<b>\$130,611</b>	<b>\$133,191</b>





# **JOINT POWERS AUTHORITY**

## **RW System Operation – 751300**

### **FUNCTION**

To provide appropriate training, operating, preventive maintenance, and maintenance and repair programs to ensure preservation of district assets and proper operation of the recycled water distribution system, including water quality review, operation of Supervisory Control and Data Acquisition (SCADA) systems, water usage data collection and storage and other necessary programs.

### **SIGNIFICANT CHANGES**

No significant changes are anticipated for FY18-19 or FY19-20.

### **OPERATING EXPENSE LINE ITEM EXPLANATIONS**

5400 Labor – Primarily labor hours worked by Water Treatment and Production personnel to operate the distribution system, provide system reporting, and operate the SCADA system as these tasks relate to recycled water.

5420 Permits/Fees –This line item also includes bridge rental fees from the County of Los Angeles.

### **MAINTENANCE EXPENSE LINE ITEM EXPLANATIONS**

5500 Labor – Primarily labor hours worked by Maintenance Section personnel to provide maintenance and electronic services.

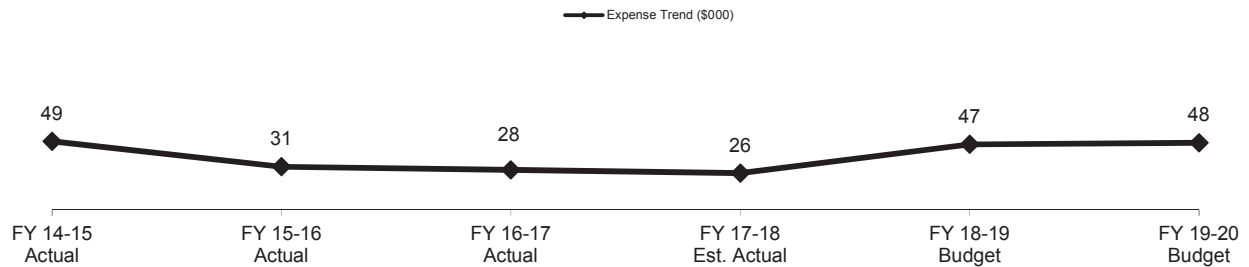
### **SPECIALTY EXPENSE LINE ITEM EXPLANATIONS**

5700 SCADA Services – Labor and materials costs for services provided by Information Systems to maintain the SCADA system.

5710.2 Technical Services – The costs for any labor hours by Technical Services personnel for general assistance would be accumulated in this account.

**Las Virgenes - Triunfo  
Joint Powers Authority  
RW System Operations - 751300**

	FY 14-15 Actual	FY 15-16 Actual	FY 16-17 Actual	FY 17-18 Budget	FY 17-18 Est. Actual	FY 18-19 Budget	FY 19-20 Budget
<b>OPERATIONS DIVISION EXPENSE</b>							
5400 Labor	\$16,490	\$9,290	\$11,093	\$9,623	\$7,315	\$14,714	\$15,044
5420 Permits and Fee	88	88	88	89	100	100	100
Sub-total	\$16,578	\$9,378	\$11,181	\$9,712	\$7,415	\$14,814	\$15,144
<b>MAINTENANCE DIVISION EXPENSE</b>							
5500 Labor	2,966	4,297	291	3,127	369	255	261
5510 Supplies/Material	591	0	0	1,015	0	1,000	1,000
Sub-total	\$3,557	\$4,297	\$291	\$4,142	\$369	\$1,255	\$1,261
<b>SPECIALTY EXPENSES</b>							
5700 SCADA Services	413	3,431	0	2,901	2,401	3,168	3,238
5710.2 Technical Services	0	0	0	332	0	0	0
Sub-total	\$413	\$3,431	\$0	\$3,233	\$2,401	\$3,168	\$3,238
<b>ADMINISTRATIVE EXPENSES</b>							
7225 Allocated Support Services	19,209	9,537	11,601	16,021	10,572	18,552	19,141
7226 Allocated Operations Services	8,968	3,979	5,304	6,397	5,327	8,727	8,808
Sub-total	\$28,177	\$13,516	\$16,905	\$22,418	\$15,899	\$27,280	\$27,949
<b>TOTAL EXPENSES</b>	<b>\$48,725</b>	<b>\$30,622</b>	<b>\$28,377</b>	<b>\$39,505</b>	<b>\$26,084</b>	<b>\$46,517</b>	<b>\$47,592</b>



# **JOINT POWERS AUTHORITY**

## **RW Distribution System – 751700**

### **FUNCTION**

To provide appropriate training, operating, preventive maintenance, and maintenance and repair programs to preserve Joint Powers Authority assets and to ensure the safe and reliable delivery of recycled water to the two Joint Powers Authority customers, Las Virgenes and Triunfo.

### **SIGNIFICANT CHANGES**

No significant changes are anticipated for FY18-19 or FY19-20.

### **OPERATING EXPENSE LINE ITEM EXPLANATIONS**

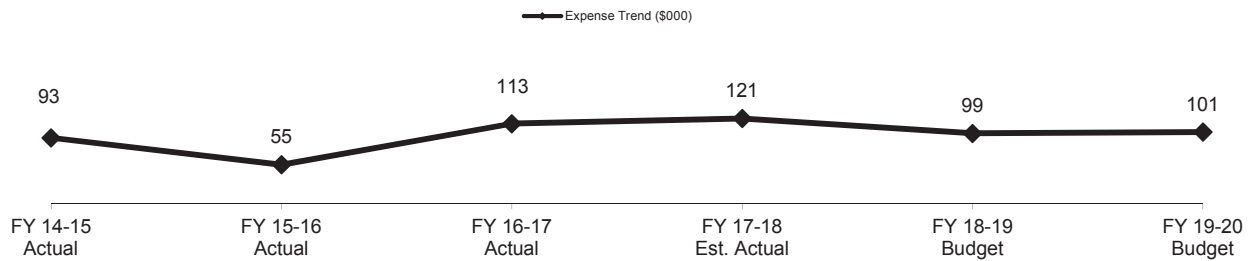
- 5400 Labor – Labor hours performed by Water Treatment and Production employees to perform preventive maintenance work associated with the recycled water distribution system. Preventive maintenance includes operating, testing, and overhauling recycled water main line valves, blow-offs, and air-vacuum valves.
- 5410 Supplies/Materials – Funds to purchase items needed during minor preventive maintenance tasks within the distribution system.
- 5415 Outside Services – Funds for raising valve boxes, manhole covers, and maintaining appurtenances.

### **MAINTENANCE EXPENSE LINE ITEM EXPLANATIONS**

- 5500 Labor – Primarily labor hours worked by Construction Section personnel to provide maintenance and pipeline location in the recycled water distribution pipeline system.
- 5510 Supplies/Materials – Items required by staff to maintain the recycled water distribution system, such as valves, pipe, slurry backfill, etc. and to purchase materials for emergency repairs.
- 5515 Outside Services – Funds to hire any maintenance providers required to assist in maintaining the recycled water distribution system and to provide for emergency repairs as required.
- 5520 Permits/Fees – Funds to pay for various public works encroachment permits for repairs and inspections required by the cities and other regulatory agencies.

**Las Virgenes - Triunfo  
Joint Powers Authority  
RW Distribution System - 751700**

	FY 14-15 Actual	FY 15-16 Actual	FY 16-17 Actual	FY 17-18 Budget	FY 17-18 Est. Actual	FY 18-19 Budget	FY 19-20 Budget
<b>OPERATIONS DIVISION EXPENSE</b>							
5400 Labor	\$1,580	\$937	\$484	\$3,443	\$919	\$1,292	\$1,324
5410 Supplies/Material	475	144	60	355	0	500	500
Sub-total	\$2,055	\$1,081	\$544	\$3,798	\$919	\$1,792	\$1,824
<b>MAINTENANCE DIVISION EXPENSE</b>							
5500 Labor	21,797	18,745	29,625	29,274	31,595	26,057	26,724
5510 Supplies/Material	3,156	3,600	5,689	4,060	4,060	4,000	4,000
5515 Outside Services	32,534	2,826	31,469	20,300	35,000	20,000	20,000
5520 Permits and Fee	768	814	580	500	1,400	500	500
Sub-total	\$58,255	\$25,985	\$67,363	\$54,134	\$72,055	\$50,557	\$51,224
<b>ADMINISTRATIVE EXPENSES</b>							
7225 Allocated Support Services	22,269	19,509	30,934	33,648	31,712	31,972	32,984
7226 Allocated Operations Services	10,397	8,140	14,143	13,436	15,978	15,037	15,176
Sub-total	\$32,666	\$27,649	\$45,077	\$47,084	\$47,690	\$47,009	\$48,161
<b>TOTAL EXPENSES</b>	<b>\$92,976</b>	<b>\$54,715</b>	<b>\$112,984</b>	<b>\$105,016</b>	<b>\$120,664</b>	<b>\$99,358</b>	<b>\$101,209</b>



# **JOINT POWERS AUTHORITY**

## **Sewers – 751800**

### **FUNCTION**

To provide sewer maintenance service in those portions of the trunk sewer system which are shared by Las Virgenes Municipal Water District and Triunfo Sanitation District.

### **SIGNIFICANT CHANGES**

No significant changes are anticipated for FY18-19 or FY19-20.

### **OPERATING EXPENSE LINE ITEM EXPLANATIONS**

5400 Labor – Account used to accrue labor hours worked by Reclamation Treatment personnel for oversight of sewer system located within the Joint Powers Authority (U-1 Sanitation District) area.

5405 Utilities – These sub-accounts provide funds for the utilities used at the metering stations.

5420 Permits – Anticipated fees include County of Los Angeles pipeline rental fee and state water board permit fees .

### **MAINTENANCE EXPENSE LINE ITEM EXPLANATIONS**

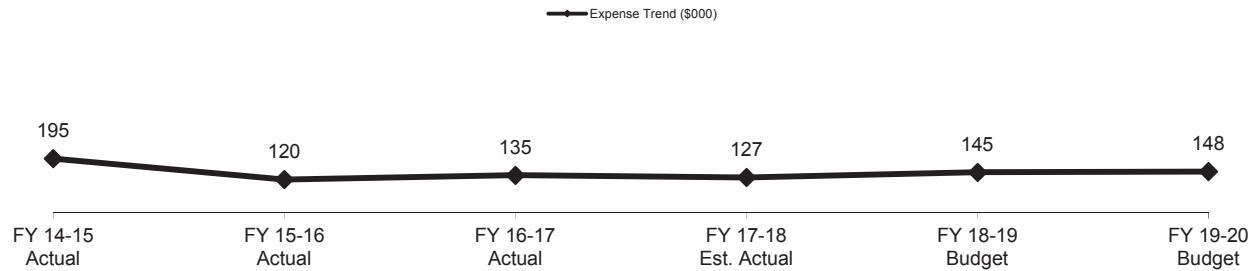
5500 Labor – Primarily labor hours worked by maintenance personnel in the Joint Powers Authority sewers located within the Joint Powers Authority (U-1 Sanitation District) area.

5510 Supplies/Materials – Items required by staff in maintaining the trunk sewer system. Increased funding is to replace manhole rings and covers.

5515 Outside Services – Funds to hire maintenance providers for emergency clean up and repairs, sewer flow monitoring, line cleaning and video inspection services.

**Las Virgenes - Triunfo  
Joint Powers Authority  
Sewers - 751800**

	FY 14-15 Actual	FY 15-16 Actual	FY 16-17 Actual	FY 17-18 Budget	FY 17-18 Est. Actual	FY 18-19 Budget	FY 19-20 Budget
<b>OPERATIONS DIVISION EXPENSE</b>							
5400 Labor	\$0	\$0	\$535	\$0	\$185	\$221	\$227
5405.1 Electricity	313	312	293	353	350	350	350
5405.4 Water	0	0	0	203	0	200	200
5420 Permits and Fee	472	472	472	472	472	472	472
Sub-total	\$785	\$784	\$1,300	\$1,028	\$1,007	\$1,243	\$1,249
<b>MAINTENANCE DIVISION EXPENSE</b>							
5500 Labor	57,136	38,702	41,066	87,304	40,470	40,827	41,873
5510 Supplies/Material	5,469	1,533	286	2,749	1,000	2,500	2,500
5515 Outside Services	49,330	24,233	30,230	34,261	25,000	30,000	30,000
Sub-total	\$111,935	\$64,468	\$71,582	\$124,314	\$66,470	\$73,327	\$74,373
<b>ADMINISTRATIVE EXPENSES</b>							
7225 Allocated Support Services	55,955	38,288	42,533	89,243	39,539	48,049	49,566
7226 Allocated Operations Services	26,123	15,975	19,449	35,640	19,921	22,605	22,807
Sub-total	\$82,078	\$54,263	\$61,982	\$124,883	\$59,460	\$70,654	\$72,373
<b>TOTAL EXPENSES</b>	<b>\$194,798</b>	<b>\$119,515</b>	<b>\$134,864</b>	<b>\$250,225</b>	<b>\$126,937</b>	<b>\$145,224</b>	<b>\$147,995</b>



# JOINT POWERS AUTHORITY

## Treatment/Reclamation – 751810

### FUNCTION

To properly operate and maintain the wastewater treatment process in order to meet regulatory requirements and protect public health.

### SIGNIFICANT CHANGES

No significant changes are anticipated for FY18-19 or FY19-20.

### OPERATING EXPENSE LINE ITEM EXPLANATIONS

- 5400 Labor – Primarily labor hours worked by treatment personnel to operate and maintain the plant.
- 5410.10Sodium Hypochlorite – Usage expected to be at same levels.
- 5410.11Sodium Bisulfite – Usage contingent upon discharge flows to Malibu Creek.
- 5410.13Aqua Ammonia – Bulk deliveries to District facilities result in cost savings.
- 5415 Outside Services – Funds for maintenance and specialty services for safety equipment, instruments, grit and rags disposal, service contracts for analyzers, etc.
- 5417 Odor Control – Carbon replacement
- 5420 Permits/Fees – Funds NPDES and Non-NPDES permits from Regional Water Quality Control Board and SCAQMD permits for general plant operation, generators and air pollution control devices. Includes miscellaneous permits from other agencies.
- 5425 Consulting Services – Funds for consultant’s assistance during permit process. In FY17-18 \$68,450 was used for the WIMS system
- 5430 Capital Outlay – Funds for filter media replacement .

### MAINTENANCE EXPENSE LINE ITEM EXPLANATIONS

- 5500 Labor – Primarily labor hours worked by Maintenance Section personnel to provide maintenance services.
- 5510 Supplies/Materials – Items required for staff for maintenance of plant facilities and equipment.
- 5515 Outside Services – Funding for repair and maintenance of mechanical equipment including generators, blowers and switchgears.
- 5518 Bldg. Maintenance – Costs related to maintaining the basic buildings and site and which are not process related.
- 5525 Consulting Services – Funds for assistance in maintaining PLCs.
- 5530 Funds for switchgear preventative maintenance (\$20K) and actuator replacements (\$35K)).

### EFFLUENT DISPOSAL LINE ITEM EXPLANATIONS

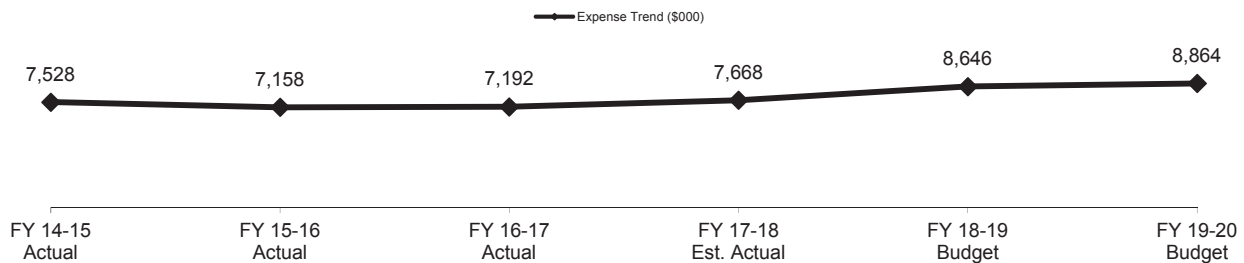
- 6788 District Sprayfields – Contractor, equipment, supply, and staff costs associated with maintaining farm fields, catch basins, roads, fences and equipment, disposing of effluent as needed due to permit requirements or distribution system upsets, and harvesting vegetation to remove nitrogen applied via irrigation on the Rancho Farm fields.
- 6789 005 Discharge – Pumping, energy and lab costs associated with disposal of effluent through 005. Due to the high turbidity of water available from RW Reservoir #2, the District did not discharge through 005. Following completion of Reservoir #2 improvements discharge through 005 will resume as needed.

### SPECIALTY EXPENSE LINE ITEM EXPLANATIONS

- 5700 SCADA Services – Labor and materials costs for services provided by Information Systems to maintain the SCADA system.
- 5715.2 Other Laboratory Services – Reflects outside laboratory testing. Increase due to annual bioassessment for Malibu Creek and Los Angeles River as required by the NPDES permit.
- 5715.3 Tapia Lab Sampling – Tapia laboratory staff costs for obtaining samples from the reclamation process.
- 7202 Allocated Lab Expense – Tapia laboratory costs for testing samples. Costs are based on total number of in-house tests performed for treatment divided by total number of tests performed in-house.

**Las Virgenes - Triunfo  
Joint Powers Authority  
Treatment/Reclamation - 751810**

	FY 14-15 Actual	FY 15-16 Actual	FY 16-17 Actual	FY 17-18 Budget	FY 17-18 Est. Actual	FY 18-19 Budget	FY 19-20 Budget
<b>OPERATIONS DIVISION EXPENSE</b>							
5400 Labor	\$1,062,903	\$1,025,483	\$1,129,884	\$1,069,822	\$1,099,704	\$1,241,232	\$1,273,237
5405.1 Electricity	998,142	857,098	699,722	981,229	835,426	851,654	877,204
5405.2 Telephone	14,294	20,092	22,609	16,808	23,982	18,998	19,568
5405.3 Natural Gas	10,131	9,492	9,741	10,236	7,700	9,788	10,082
5405.4 Water	3,252	2,880	3,747	3,553	4,960	3,293	3,392
5410 Supplies/Material	17,275	40,885	20,786	32,480	32,000	34,000	35,020
5410.1 Fuel	7,161	2,147	18,979	6,500	20,000	20,000	20,600
5410.5 Ferric Chloride	60,306	56,100	42,204	70,700	27,712	52,870	54,456
5410.6 Defoamer/Deodorant	5,990	0	6,082	0	7,079	4,000	4,120
5410.9 Alum	14,569	6,205	6,864	25,900	6,786	9,213	9,489
5410.10 Sodium Hypochlorite	243,406	150,971	212,248	160,000	150,792	202,208	208,274
5410.11 Sodium Bisulfite	150,059	110,119	77,498	130,000	102,964	112,559	115,936
5410.13 Aqua Ammonia	20,249	40,318	31,675	50,000	24,250	30,747	31,669
5415 Outside Services	18,788	31,025	28,745	30,000	30,000	30,000	30,900
5417 Odor Control	35,616	25,122	41,963	45,000	42,000	45,000	46,350
5420 Permits and Fee	106,393	97,656	91,189	107,500	92,000	98,413	101,365
5425 Consulting Services	11,582	948	0	170,000	96,859	39,177	4,302
5430 Capital Outlay	16,609	27,790	23,994	15,000	0	52,500	50,000
Sub-total	\$2,796,725	\$2,504,331	\$2,467,930	\$2,924,728	\$2,604,214	\$2,855,652	\$2,895,964
<b>MAINTENANCE DIVISION EXPENSE</b>							
5500 Labor	582,571	571,656	604,558	640,147	638,081	687,057	704,929
5510 Supplies/Material	259,856	349,781	210,976	243,600	195,000	240,000	240,000
5515 Outside Services	151,912	194,471	205,253	137,000	110,000	137,000	137,000
5518 Building Maintenance	53,940	36,880	37,573	60,000	60,000	60,000	60,000
5530 Capital Outlay	0	19,488	9,774	75,000	75,000	5,500	55,000
Sub-total	\$1,048,279	\$1,172,276	\$1,068,134	\$1,155,747	\$1,078,081	\$1,129,557	\$1,196,929
<b>EFFLUENT DISPOSAL</b>							
6788 District Sprayfield	254,095	258,114	251,449	311,920	303,017	320,857	321,779
6789 005 Discharge	5,523	3,652	277	380	250	400	400
Sub-total	\$259,618	\$261,766	\$251,726	\$312,300	\$303,267	\$321,767	\$322,696
<b>SPECIALTY EXPENSES</b>							
5700 SCADA Services	58,344	42,939	46,631	92,963	71,987	87,858	91,618
5710.2 Technical Services	922	1,228	0	0	0	510	517
5715.2 Other Lab Services	136,041	154,359	135,739	138,040	88,042	142,033	146,294
5715.3 Tapia Lab Sampling	128,179	128,246	114,536	128,559	121,339	135,791	139,344
7202 Allocated Lab Expense	320,243	305,216	344,163	374,546	342,571	396,668	407,319
Sub-total	\$643,729	\$631,988	\$641,069	\$734,108	\$623,939	\$762,860	\$785,092
<b>ADMINISTRATIVE EXPENSES</b>							
7225 Allocated Support Services	1,895,203	1,825,966	1,896,260	2,131,360	2,033,632	2,431,840	2,508,634
7226 Allocated Operations Services	884,799	761,913	867,096	851,171	1,024,702	1,144,052	1,154,400
Sub-total	\$2,780,002	\$2,587,879	\$2,763,356	\$2,982,531	\$3,058,334	\$3,575,892	\$3,663,034
<b>TOTAL EXPENSES</b>	<b>\$7,528,353</b>	<b>\$7,158,240</b>	<b>\$7,192,215</b>	<b>\$8,109,414</b>	<b>\$7,667,835</b>	<b>\$8,645,728</b>	<b>\$8,863,715</b>





# JOINT POWERS AUTHORITY

## Treatment/Composting – 751820

### FUNCTION

To provide for the operation and maintenance of facilities for the conversion of biosolids to a reusable compost product while meeting all state and federal regulatory requirements and the goal of conserving resources.

### SIGNIFICANT CHANGES

No significant changes are anticipated for FY18-19 or FY19-20.

### OPERATING EXPENSE LINE ITEM EXPLANATIONS

- 5400 Labor – Primarily labor hours worked at the Composting Facility by Composting Facility personnel to operate and provide preventive maintenance.
- 5405 Utilities – These sub-accounts provide funds for electric and natural gas, telephone and water.
- 5410 Supplies/Material – Funds for miscellaneous chemicals and supplies required to operate the Composting Facility. Significant increase in citric acid cost as well as additional dewatering due to an increase in solids.
- 5410.7 Polymer used in the dewatering process.
- 5410.8 Amendment – Amendment usage increased due to extended dewatering and centrifuge run time. Amendment cost based on purchase of materials from new vendor.
- 5415 Outside Services – FY16-17 expenses include boiler water treatment services (\$2K).
- 5417 Odor Control –Bio filter media changes out annually.
- 5420 Permits/Fees – SCAQMD permit fees for general plant operation and LA County Department of Public Health solid waste fees.

### MAINTENANCE EXPENSE LINE ITEM EXPLANATIONS

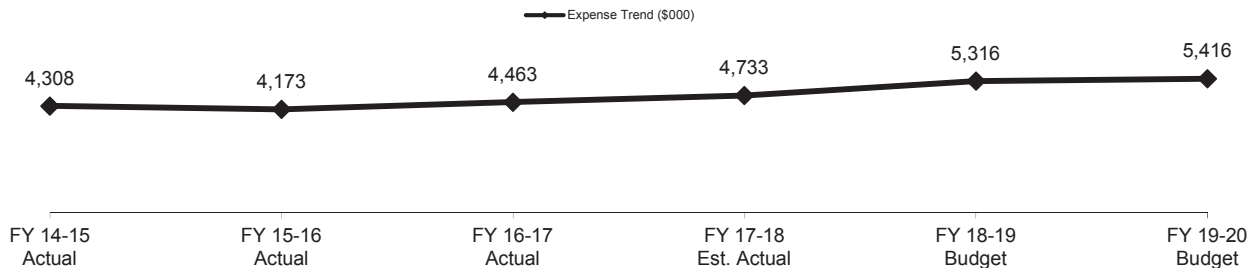
- 5500 Labor – Primarily labor hours worked by Maintenance Section personnel to provide maintenance services. Includes hours for RCPO staff to manage landscape contract.
- 5510 Supplies/Materials – Items required for staff to maintain plant facilities and equipment. FY16-17 budget includes funding to maintain facilities at current levels.
- 5515 Outside Services – Funds to hire any maintenance providers to assist in maintaining plant facilities including annual gas monitoring and facility maintenance. In FY18-19 there are additional funds for SG maintenance.
- 5518 Bldg. Maintenance – Costs related to maintaining the basic buildings and site and which are not process related.
- 5530 Capital Outlay – Funds for flooring replacement In FY17-18 the funds were used for new gutter replacement.

### SPECIALTY EXPENSE LINE ITEM EXPLANATIONS

- 5700 SCADA Services – Labor and materials costs for services provided by Information Systems to maintain the DCS system.
- 5710.2 Technical Services – The costs for any labor hours by Technical Services personnel.
- 5712 Sales/Use Tax Expense – Required tax remittance on imputed value of RLV Community Compost supplied.
- 5715.2 Other Laboratory Services – Reflects outside laboratory testing associated with marketing compost.
- 5715.3 Tapia Lab Sampling – Tapia laboratory staff costs for obtaining samples from the composting process are direct charged to this account.
- 7202 Allocated Lab Expense – Tapia laboratory costs for testing samples. Costs are based on total number of in-house tests performed for composting divided by total number of tests performed in-house.

**Las Virgenes - Triunfo  
Joint Powers Authority  
Treatment/Composting - 751820**

	FY 14-15 Actual	FY 15-16 Actual	FY 16-17 Actual	FY 17-18 Budget	FY 17-18 Est. Actual	FY 18-19 Budget	FY 19-20 Budget
<b>OPERATIONS DIVISION EXPENSE</b>							
5400 Labor	\$681,234	\$734,588	\$799,729	\$773,542	\$799,447	\$889,841	\$912,831
5405.1 Electricity	403,373	316,670	351,883	372,505	359,098	365,000	375,950
5405.2 Telephone	6,406	10,309	29,025	7,584	21,542	22,000	22,660
5405.3 Natural Gas	13,163	8,139	11,702	6,395	9,214	11,001	11,331
5405.4 Water	7,076	3,229	2,712	5,177	3,056	4,339	4,469
5410 Supplies/Material	24,501	26,985	28,982	25,800	25,760	26,823	27,628
5410.1 Fuel	5,012	1,761	7,229	4,898	0	4,667	4,807
5410.7 Polymer	114,821	81,706	120,588	119,247	120,000	105,705	108,876
5410.8 Amendment	181,136	200,344	142,893	195,000	89,570	120,000	123,600
5415 Outside Services	5,115	1,766	0	5,100	0	2,500	2,500
5417 Odor Control	94,864	47,055	101,740	100,000	99,684	150,000	154,500
5420 Permits and Fee	12,041	13,528	32,271	10,448	8,658	19,280	19,858
5430 Capital Outlay	0	0	0	2,000	0	0	0
Sub-total	\$1,548,742	\$1,446,080	\$1,628,754	\$1,627,696	\$1,536,029	\$1,751,156	\$1,769,010
<b>MAINTENANCE DIVISION EXPENSE</b>							
5500 Labor	498,274	461,803	459,605	610,791	451,902	541,694	555,759
5510 Supplies/Material	234,931	222,924	130,135	214,165	171,000	214,000	214,000
5515 Outside Services	104,651	122,568	134,053	101,804	81,000	150,000	135,000
5518 Building Maintenance	54,662	59,686	51,058	56,840	50,000	56,000	56,000
5525 Consulting Services	4,002	0	2,252	0	0	0	0
5530 Capital Outlay	23,670	12,134	36,000	179,040	138,000	20,000	40,000
Sub-total	\$920,190	\$879,115	\$813,103	\$1,162,640	\$891,902	\$981,694	\$1,000,759
<b>SPECIALTY EXPENSES</b>							
5700 SCADA Services	9,644	12,249	2,993	46,704	21,204	19,172	19,454
5710.2 Technical Services	168	0	0	0	0	128	129
5712 Compost Sales/Use Tax	4,549	3,721	2,922	4,000	4,000	4,000	4,000
5715.2 Other Lab Services	8,119	10,024	3,525	9,127	3,624	7,223	7,440
5715.3 Tapia Lab Sampling	706	846	769	221	295	621	638
7202 Allocated Lab Expense	10,500	10,007	11,284	12,280	11,232	13,006	13,355
Sub-total	\$33,686	\$36,847	\$21,493	\$72,332	\$40,355	\$44,150	\$45,016
<b>ADMINISTRATIVE EXPENSES</b>							
7225 Allocated Support Services	1,230,826	1,277,948	1,372,144	1,691,661	1,505,874	1,726,596	1,781,118
7226 Allocated Operations Services	574,623	533,243	627,437	675,578	758,768	812,266	819,609
Sub-total	\$1,805,449	\$1,811,191	\$1,999,581	\$2,367,239	\$2,264,642	\$2,538,862	\$2,600,727
<b>TOTAL EXPENSES</b>	<b>\$4,308,067</b>	<b>\$4,173,233</b>	<b>\$4,462,931</b>	<b>\$5,229,907</b>	<b>\$4,732,928</b>	<b>\$5,315,862</b>	<b>\$5,415,512</b>



# **JOINT POWERS AUTHORITY**

## **Centrate Treatment – 751830**

### **FUNCTION**

To operate the centrate treatment facilities to allow Tapia WRF to meet its effluent nutrient requirements in the NPDES permit. The farm remains available for biosolids injection in emergency conditions.

### **SIGNIFICANT CHANGES**

No significant changes are anticipated for FY18-19 or FY19-20.

### **OPERATING EXPENSE LINE ITEM EXPLANATIONS**

5400 Labor – Labor hours for farm operations including centrate treatment and potential biosolids injection.

5410.1 Fuel – Diesel fuel for use on site.

5417 Odor Control – No funds required in FY16-17

5420 Permits and Fees – RWQCB permit fees for biosolids injection and SCAQMD permits for the generator, carbon scrubber, and biofilter..

### **MAINTENANCE EXPENSE LINE ITEM EXPLANATIONS**

5500 Labor – Primarily labor hours worked by Maintenance Section personnel to provide maintenance services.

5515 Outside Services – Funds to hire any maintenance providers required to assist in building maintenance such as janitor, alarms, trash collection, etc. Increased funding due to maintenance of equipment associated with centrate treatment. Other services include compressor maintenance, refuse disposal, pest control and security services.

5530 Capital Outlay – FY 17-18 funds were for a plug valve replacement, which is now a capital project.

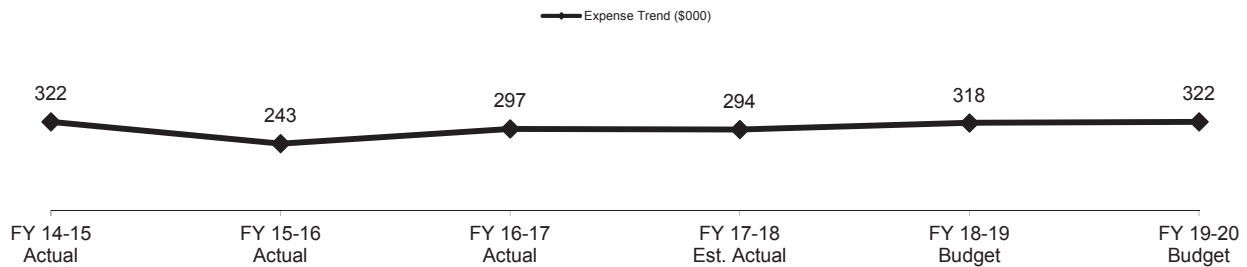
### **SPECIALTY EXPENSE LINE ITEM EXPLANATIONS**

5710.2 Technical Services – The costs for any labor hours by Technical Services personnel for assistance would be accumulated in this account.

5715 Laboratory Services – Tapia Laboratory service and outside laboratory service costs are charged to these accounts.

**Las Virgenes - Triunfo  
Joint Powers Authority  
Treatment/Centrate Treatment - 751830**

	FY 14-15 Actual	FY 15-16 Actual	FY 16-17 Actual	FY 17-18 Budget	FY 17-18 Est. Actual	FY 18-19 Budget	FY 19-20 Budget
<b>OPERATIONS DIVISION EXPENSE</b>							
5400 Labor	\$8,986	\$6,452	\$0	\$25,005	\$0	\$3,701	\$3,797
5405.1 Electricity	79,032	70,884	58,285	80,845	70,882	71,000	71,482
5405.4 Water	813	913	1,203	792	1,316	976	1,005
5410 Supplies/Material	0	665	801	0	882	489	0
5410.1 Fuel	2,805	2,096	0	3,835	2,000	3,778	3,891
5420 Permits and Fee	69,264	69,264	69,327	73,334	69,341	69,500	69,500
Sub-total	\$160,900	\$150,274	\$129,616	\$183,811	\$144,421	\$149,444	\$149,675
<b>MAINTENANCE DIVISION EXPENSE</b>							
5500 Labor	25,284	5,935	38,725	35,236	31,970	27,690	28,411
5510 Supplies/Material	10,955	6,344	4,052	10,658	15,000	15,000	15,000
5515 Outside Services	22,357	16,201	24,495	17,763	12,000	17,000	17,000
5530 Capital Outlay	0	0	0	39,600	0	0	0
Sub-total	\$58,596	\$28,480	\$67,272	\$103,257	\$58,970	\$59,690	\$60,411
<b>SPECIALTY EXPENSES</b>							
5715.2 Other Lab Services	3,329	3,802	1,960	6,395	2,228	3,030	3,121
5715.3 Tapia Lab Sampling	11,684	8,818	10,400	9,135	8,251	11,031	11,320
7202 Allocated Lab Expense	21,000	20,014	22,568	24,560	22,464	26,011	26,709
Sub-total	\$36,013	\$32,634	\$34,928	\$40,090	\$32,943	\$40,072	\$41,150
<b>ADMINISTRATIVE EXPENSES</b>							
7225 Allocated Support Services	45,450	22,151	44,433	77,719	38,408	47,008	48,489
7226 Allocated Operations Services	21,217	9,241	20,316	31,037	19,352	22,114	22,312
Sub-total	\$66,667	\$31,392	\$64,749	\$108,756	\$57,760	\$69,122	\$70,801
<b>TOTAL EXPENSES</b>	<b>\$322,176</b>	<b>\$242,780</b>	<b>\$296,565</b>	<b>\$435,914</b>	<b>\$294,094</b>	<b>\$318,328</b>	<b>\$322,037</b>



# JOINT POWERS AUTHORITY

## Administration – 751840

### FUNCTION

To fund general and administrative expenses specific to Joint Powers Authority operations.

### SIGNIFICANT CHANGES

No significant changes are anticipated for FY18-19 or FY19-20.

### LINE ITEM EXPLANATIONS

- 5400 Labor – The costs for any labor hours worked on administrative function.
- 6602 School Education Program – Wastewater education initiatives, programs and tours. Also includes programs designed to accommodate home-school students.
- 6604 Public Education Program – Quarterly tours of Rancho/Tapia; Malibu Creek Watershed and regulatory issue outreach; JPA activities and display advertising related to watershed, compost promotion, pharmaceutical disposal education, etc.
- 6606 Community Group Outreach – JPA related publications and community group outreach related to watershed stewardship and NPDES permit, and speaker's bureau expenses.
- 6608 Intergovernmental Coordination – Programmed funds include support for intergovernmental activities such as legislative monitoring and activities with the state legislature, county, cities, school districts, federal agencies and regulatory bodies.
- 6785 Watershed Programs – Watershed Management: Staff participation and technical assistance managing water resources (primarily surface water quality) in the Malibu Creek and upper Los Angeles River watersheds. Also includes funding for Collaborative Research projects related to the Malibu Creek TMDL issue.
- 6872 Litigation – Outside Services – All litigation, settlements, attorney fees, court costs and legal costs for general litigation that are solely for the Joint Powers Authority.
- 6874 Litigation – District Costs – Costs for employee depositions, trial appearance, etc. for Joint Powers Authority lawsuit cases.
- 6516 Other Professional Services – Federal and State Regulatory Advocacy for securing funding and providing input on regulatory issues. In FY17-18 funds for Regulatory and permitting assistance from outside sources for the National Pollution Discharge Elimination System (NPDES) renewal for Tapia (\$50K). Funding for FY17-18 also includes Consulting Services for Expanded Solar Energy Generation Facility.
- 6517 Audit Fees – Joint Powers Authority's share of costs related to financial statement audit.
- 7110 Travel/Misc. Staff Expense – Travel and other expenses directly incurred in support of JPA issues.
- 7135 General Insurance – Property insurance costs.
- 6260 Rental Charge – Facilities Replacement – Internal charge to set aside funds for future facilities replacement.