



Vol. 1, No. 8

In this Issue:

A Hundred Years of Uniforms
Fit for Fifty (The 50 Miler, that is)
Tracking Animals


A Hundred Years of Uniforms

Question: What's tough enough for the outdoors, special enough to stand out in a crowd, and worthy of a hundred years of respect?

Answer: The uniform of the Boy Scouts of America.

Uniforms have been an emblem of Scouting since the founding of the Boy Scouts of America in 1910.

The BSA has grown a great deal since then. The uniform has also evolved to provide Scouts with clothing ideal for its time.



COPYRIGHTED 1910

The first Scout uniforms included brown jackets with metal buttons, large outside pockets, and high collars. They were worn with breeches-pants flared at the thighs and tight at the knees-and canvas leggings to shield the calves of hikers, or long socks turned down at the knee.




Early uniforms also featured a broad-brimmed campaign hat with a badge of rank pinned to the crown. Robert Baden-Powell, Scouting's founder, had worn a similar hat in the field to protect himself from sun and rain. It was a natural choice for Boy Scouts, too.



Within a few years the coats were gone and the high collars of BSA uniforms had been replaced by neckerchiefs. Shorts were approved as an option, with knee socks instead of leggings.



In the 1940s Scouts were ready for khaki green uniform shirts, trousers, and shorts made of sturdy cotton. Campaign hats gave way to caps similar to those worn by many Americans serving in the military during World War II.



Red berets became optional wear in the 1970s, as did baseball-style caps. Berets were short-lived uniform pieces, but caps grew in popularity. Campaign hats were allowed, too.



A 1981 uniform redesign introduced tan shirts and dark green trousers and shorts. The colors of loops on shoulder epaulets represented different BSA programs.

Today's Centennial edition uniform is a versatile outfit made of high-tech fabrics just right for Scout meetings and community activities. With the pull of a zipper, BSA's Switchback pants convert from trousers to shorts.

Uniforms have come a long way since the beginning of the BSA, but one item hasn't changed much at all. Just as the Scout Law and Oath are still around after all these years, the campaign hat can be worn as it was a century ago. That's a tribute to the success of Scouting and to the millions of members who have proudly pulled on the uniform of the Boy Scouts of America.

For more information on the history of the uniform and other developments in the Boy Scouts' 100-year history, purchase the Boy Scouts of America: A Centennial History.

FIT FOR FIFTY (The 50 Miler, that is)



Here's a big-time challenge:

- Travel at least 50 consecutive miles over five consecutive days.
- Travel on a trail or in a canoe or boat without relying on a motor.
- Along the way, provide at least ten hours of service to the environment.

That's the route to the BSA's 50 Miler Award, a terrific experience and the chance to gain skills for even more exciting adventures.



Increase your chances of 50-Miler success by planning ahead and preparing.

1. Get in top shape with regular exercise--hiking, bicycling, taking part in sports, and enjoying other physical activities.
2. Take short trips to test your clothing, gear, tent, and menus. You'll discover what works well and what can be improved.



3. Prepare a trip plan for your 50-mile trek:

Trip Plan

- **WHERE** are you going?
- **WHEN** will you return?
- **WHO** is going with you?
- **WHY** are you going?
- **WHAT** are you taking?
- **HOW** you will respect the land by using the principles of Leave No Trace?

Ten Hours of Service to the Environment

Giving back to the land you enjoy--that's key to the final 50 Miler requirement.

Long before the 50-Miler trip, Scout leaders should meet with managers of the areas where you'll be traveling. Determine projects that will be of real service to the environment, then arrange for necessary tools and material.



Completing a 50-Miler service project can open the door to making conservation work a regular part of your Scouting program. That's a big win for Scouts and land managers, and a tremendous contribution to America's open lands.



50-Miler Scouts cleaning up a meadow along their hike.

Learn More...

For details on all you need to know, check out the latest editions of the Boy Scout Handbook and Fieldbook. Merit badge pamphlets have plenty of useful information, too.



Soon you'll be on your way, fit for a full 50 miles of great Scouting adventure!

TRACKING ANIMALS

Every animal traveling on land leaves tracks where it passed. Following those tracks can teach you much about what an animal eats, where it sleeps, and its daily habits. With luck, your tracking skill might lead you to the creature itself.

Tracking is detective work, the solving of mysteries. Why is that twig broken? Did an animal rooting for grubs turn over those stones? What made these scratches on the trunk of a tree? One by one, clues can lead you along the route traveled by an animal and deeper into its life. Are you able to guess where it is headed? Can you find a spot where it might have slept? Did it leave any droppings? Is there evidence of what it has been eating?

Track Early or Late

Tracking can be easiest early in the morning and late in the day when shadows cast in the prints make them stand out more than when the sun is directly overhead. Sharply defined tracks probably were left more recently than those with eroded edges. Closely examine the shape of a track you wish to follow. Measuring and sketching it can help you find it later even if it becomes mixed in with other tracks.

Look for More Than Just the Prints

Droppings, known as scat, can give evidence of an animal's diet. Break scat apart with a stick. Bulls of seeds, skins of berries, and bits of leaves suggest the animal is an *herbivore*-an animal that eats only plants. Small bones, fur, and feathers might appear in the scat of *carnivores*-animals that feed on other animals. Mixed scat indicates an *omnivore*-a species whose diet includes both animal and plant material. Scat tends to dry from the outside in. If it is completely dry, you know the animal passed by some time ago. Moist scat is much fresher; the animal might be near.



Scat Bandana



Animal Tracks Bandana

Imagine Yourself in the Place of the Animal

Should you lose the line of footprints you are following, ask yourself where you would go if you were the animal, then look in that direction. Mark the last print with a stick and explore all around it until you again pick up the animal's trail. Tracking can be an absorbing activity, but don't become so interested that you get lost. Be alert to your surroundings, noticing and remembering landmarks that will guide you back to your starting point.

For more information, consult the *BSA Fieldbook*, Chapter 28, Observing Nature.