The background of the cover is a vibrant, abstract painting. It depicts a street scene with several figures. In the foreground, a figure in a dark suit and white shirt is bent over, possibly interacting with a child or a small object on the ground. To the left, a figure in a yellow and red outfit stands. In the center, a figure in a blue dress is visible. The background features stylized buildings in various colors like red, yellow, and blue, set against a light blue sky. The overall style is reminiscent of mid-20th-century modernist art.

A LEARNING MODULE IN ENGLISH FOR GRADE 8 STUDENTS

(BASED ON THE K-12 ENGLISH COMPETENCIES)

Prepared by:

JEROME O. RAMIREZ

INTRODUCTION

A Learning Module in English for Grade 8 Students is an interactive module designed to meet the needs of the 21st century learners. It is anchored on a holistic approach in developing the basic learning competencies in English of the K-12 Basic Education Curriculum. The lessons per quarter are presented in spiral progression to achieve proficiency in the seven domains of learning divided into five sub-strands: listening, speaking, reading, writing and viewing.

This module focuses on Afro-Asian literatures which bring the students to the wonderful world of Africa and Asia. The reading texts and activities are carefully chosen to tailor fit the interests of the students and to instill in them sense of diversity, sensitivity and multiculturalism.

With this module, the author hopes that the learner would be a proficient language learner ready to compete not only in the local but also in the global arena.

Quarter 1

Module 1: The Search for Knowledge

Welcome to Grade 8! With your learning experiences in Grade 7 last year, I am pretty sure that you completely understand your identity as a Filipino. You also had exciting and interesting activities that made you realize how unique you are as a Filipino and as an individual. However, you have to remember that as Filipinos, we are just one of the many groups of people belonging to a bigger global group we call as Afro-Asia.

Through this module, you would gain knowledge on Afro-Asian families and learn their values, customs traditions and practices.

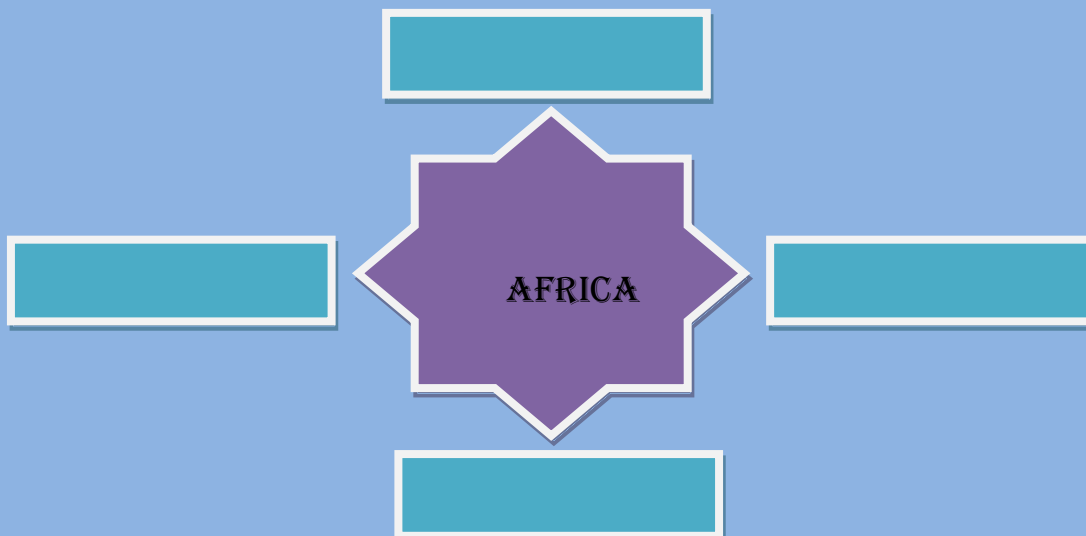
Specifically, after working on this module, you should be able to do the following:

1. identify prosodic features such as stress and intonation as carrier of messages that may aid or interfere in the delivery of message in stories or informative texts;
2. recognize and associate adjectives to illustrations correctly;
3. discover literature as a means of understanding others' culture and of developing sensitivity and diversity.

Now, let us begin our journey...

ACTIVITY 1: Sungram

What comes to your mind when you hear the word "Africa"? Write the key word or idea inside the box.



ACTIVITY 2: Short Video Clip Viewing

Now, you are going to watch a short video clip about an African girl. As you view the clip, take down notes on the following aspects:

- a. Hobbies of the African girl
- b. Education
- c. Home condition
- d. Food supply

Okay, type the link to access the video.

<http://www.youtube.com/watch?v=z3H8DzN6Mo0> (*Life of Children in Uganda*)

Are you done watching the video? Now, complete the table below. You may use your notes as reference.

Me and My Neighbor		
ASPECTS	AFRICAN GIRL	ME
Hobbies		
Education		
Home Condition		
Food Supply		

With your answers above, answer the following questions?

1. In what aspect/s are you similar to the African girl?

2. In what aspect/s are you different from the African girl?

3. After watching the video, how did you feel about her condition? Why?

4. Did you realize something? What is it?

The words below are taken from the video. Read them aloud.

toilet	water	hobby	kitchen
Uganda	condition	return	supply

Did you read the words properly? Did you notice that certain parts of words are pronounced louder than the rest? Many times the messages we want to convey are not properly understood because of the manner we say them. Knowing one prosodic feature, stress, will help us express our ideas clearly.

What is stress?

When we speak we do not pronounce the syllables on the same level. We say some syllables with greater force and more length than the others. This variation in the level of energy and strength is called stress or accent, an important feature in oral communication.

A. Words stressed in the first syllable

Admirable	fashionable	miserable
Amiable	favorable	noticeable
Britain	menu	Buddhism
Govern	protein	refuge
Allergy	Arabic	Siamese
Arsenic	eczema	sarcasm
Accuracy	dictionary	secondary
Anecdotal	benefited	centimeter
Aristotle	category	comparable

B. Words stressed on the second syllable

Abyss	cashier	shampoo
Bamboo	robust	technique
Brigade	sardines	grenade
Accessory	certificate	fanaticism
Administer	defeatism	idolatry
Aluminum	intimidate	recipient

SAQ 1

Say the following words. Then, write them under the right column in the given table.

1. difficulty
2. barometer
3. honorable
4. favorable
5. grenade

6. cartoon
7. brigade
8. ignorant
9. Europe
10. bamboo

Words stressed on the FIRST syllable	Words stressed on the SECOND syllable

Now, check your work. Refer to the Answer Key on the Appendix

Did you get a good score?

If you got...

- | | | |
|------|-----------|--|
| 8-10 | Very Good | You have gained much knowledge on the topic |
| 5-7 | Good | You have gained adequate learning on the topic |
| 0-4 | Fair | You can study the topic again to improve. |

ACTIVITY 3: POETRY READING

After watching the video, we discovered about the lifestyle of our African brothers and sisters living in Uganda. This time around, we will learn further about them. Below is an African poem titled, " I am An African Child" by Eku McGred. Read the poem properly. Observe correct stress.

I am an African child
Born of a skin the color of the chocolate
Bright brilliant and articulate
Strong and bold I'm gifted
Talented enough to be the best
I am an African child

Often the target of pity
My future is not confined to charity
Give me the gift of a lifetime
Give me a dream, a door of opportunity
I will thrive
I am an African child

Do not hide my fault
Show me my wrong
I am like any other
Teach me to dream
And I will become
I am an African child

I am the son, daughter of the soil
Rich in texture and content
Full of potential for a better tomorrow
Teach me to discipline, teach me character, teach me hardwork-
Teach me to think like the star within me
I am an African child

I can be extra-ordinary
Call me William Kamkwamba the Inventor
Give me a library with books
Give me a scrap yard and discarded electronics
Give me a broken bicycle
Plus the freedom to be me
And I will build a windmill
I am an African child

We are the new generation
Not afraid to be us
Uniquely gifted black and talented
Shining like the stars we are
We are the children of Africa
Making the best of us

Yes I am an African child!

Did you understand the poem? Do you already realize the importance of stress to understand what we are reading?

Let's move on!

Every African and Asian belongs to a family. And speaking of family, we will explore the different families of our African and Asian brother and sisters. Let's do the activity below.

SAQ 2

Under Column B are pictures of different families. Identify the groups of families; then, match the festivals under Column B to their corresponding groups that celebrate them. Write the letter corresponding to the given family on the blank provided under the festival.

A



Family: _____

B



Family: _____

C



Family: _____

D



Family: _____



Answer: _____



Answer: _____



Answer: _____



Answer: _____

Now, check your work. Refer to the Answer Key on the Appendix

Did you get a good score?

If you got...

4	Very Good	You have gained complete knowledge on the topic
2-3	Good	You have gained adequate learning on the topic
0-1	Fair	You can study the topic again to improve.

Processing Questions:

1. What word/s can you give to describe the following groups of people?
 - a. Chinese
 - b. Japanese
 - c. African
 - d. Filipino

In describing things correctly, it is very important to learn about adjectives. So, what is an adjective?

An adjective is defined as a word used to modify a noun or a pronoun. It limits or qualifies nouns or pronouns by telling what kind, which one, how many, or how much. Adjectives allow writers to describe color, tastes, shapes, sizes, and a multitude of other qualities; they can add important details to a sentence.

What kind: *rainy* day; *sunny* day
Wooden tray; *pink* ribbon

Which one: *first* door; *this* pen
Either boy; third row

How many: *all* bags; *one* child
Several examples; *third* row

How much: *less* evil; *more* seasoning
Sufficient attention; *ample* time

Let us start by doing this activity. Encircle the correct picture that matches the given descriptive word in each item below.

SAQ 3

1

2

3

1. warm



2. strong




3. slow



4. sleepy



5. scary



6. rich



7. poor




8. painful



9. old



10. noisy



Now, check your work. Refer to the Answer Key on page .

Did you get a good score?

If you got...

8-10 Very Good

You have gained complete knowledge on the topic

5-7 Good

You have gained adequate learning on the topic

0-4 Fair

You can study the topic again to improve.

SAQ 4

Encircle the adjective in each sentence.

1. Rene asked his mom to buy him the newly released manga book.
2. The used papers were put inside the green container.
3. My aunt gave me three puppies as a birthday gift.
4. These chairs belong to our classroom.
5. The student's plant grew healthy because it gets enough sunlight and water.
6. I live in that house near the mango tree.

7. My daughter showed me her first class card.
8. Are all the food supplies for the flood victims inside the van?
9. Corrine is very pretty in her pink gown.
10. Are those balloons for your brother's birthday party?

Now, check your work. Refer to the Answer Key on the Appendix.

Did you get a good score?

If you got...

8-10	Very Good	You have gained complete knowledge on the topic
5-7	Good	You have gained adequate learning on the topic
0-4	Fair	You can study the topic again to improve.

Congratulations!

You have finished your journey through Module 1. Now you are ready to build up your knowledge with Module 2.

Good luck!!!

Answer Key:

Other answers are possible.

Me and My Neighbor		
ASPECTS	AFRICAN GIRL	ME
Hobbies	Singing and dancing	
Education	School is very far	
Home Condition	No toilet, small bedroom	
Food Supply	Not enough food	

SAQ 1-A

Words stressed on the FIRST syllable	Words stressed on the SECOND syllable
Difficulty Honorable favorable ignorant Europe	Barometer Grenade Cartoon Brigade bamboo

SAQ 2-A

- A. Filipino
 - B. Chinese
 - C. African
 - D. Japanese
 - E.
1. Sinulog Festival- Filipino
 2. Tabanata Festival- Japanese
 3. National Arts Festival- African
 4. Lantern Festival- Chinese

SAQ 3-A

1. 2

2. 1

3. 2

4. 1

5. 2

6. 1

7. 2

8. 3

9. 2

10.1

SAQ 4-A

1. Manga
2. Green
3. Three, birthday
4. These, our
5. Healthy, enough
6. That, magic
7. Her, first
8. Food, flood
9. Pretty, pink
10. Those, birthday

References

Bermejo, Leonor B. 1995. Let's Speak English. Philippines: Oriental Press

Dalisay, Anna May and Santos, Jonelie. 2012. Grammar and Composition in our Changing World. Philippines: Anvil Publishing, Inc.

_____ Grade 8 English Competencies

Internet Sources

<http://www.youtube.com/watch?v=z3H8DzN6Mo0>