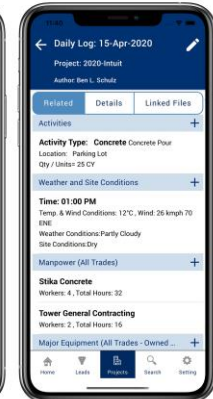
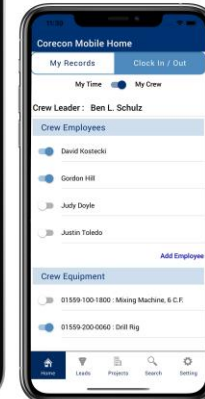
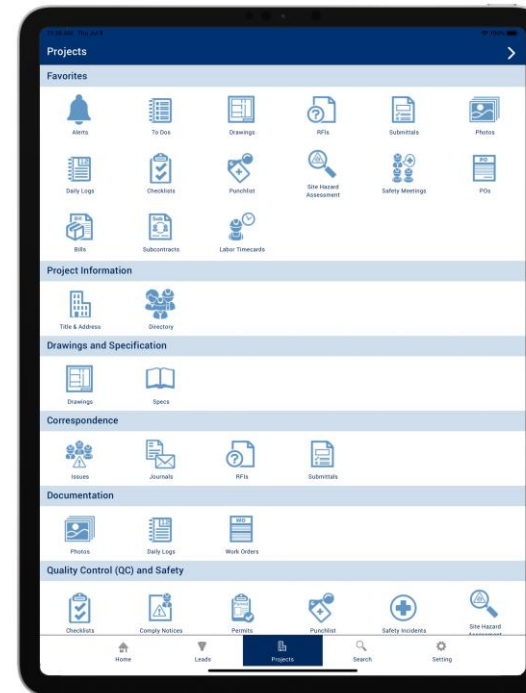
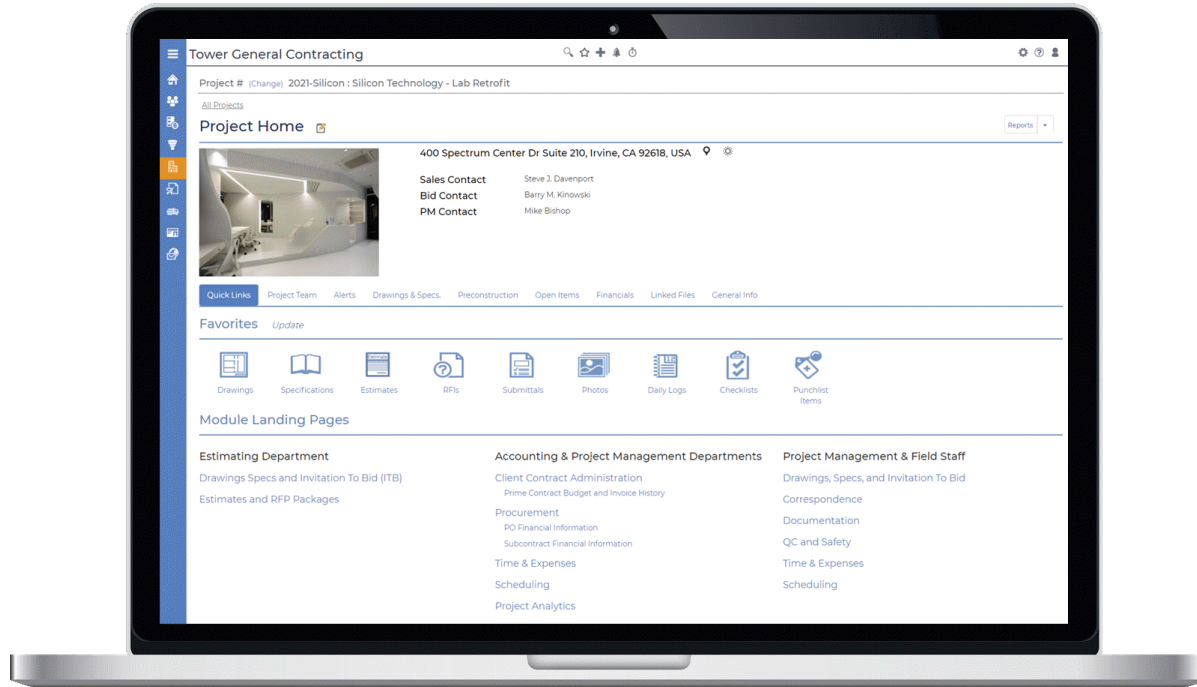




A SINGLE SYSTEM TO STREAMLINE YOUR PROJECT-BASED OPERATION



ABOUT CORECON TECHNOLOGIES, INC.

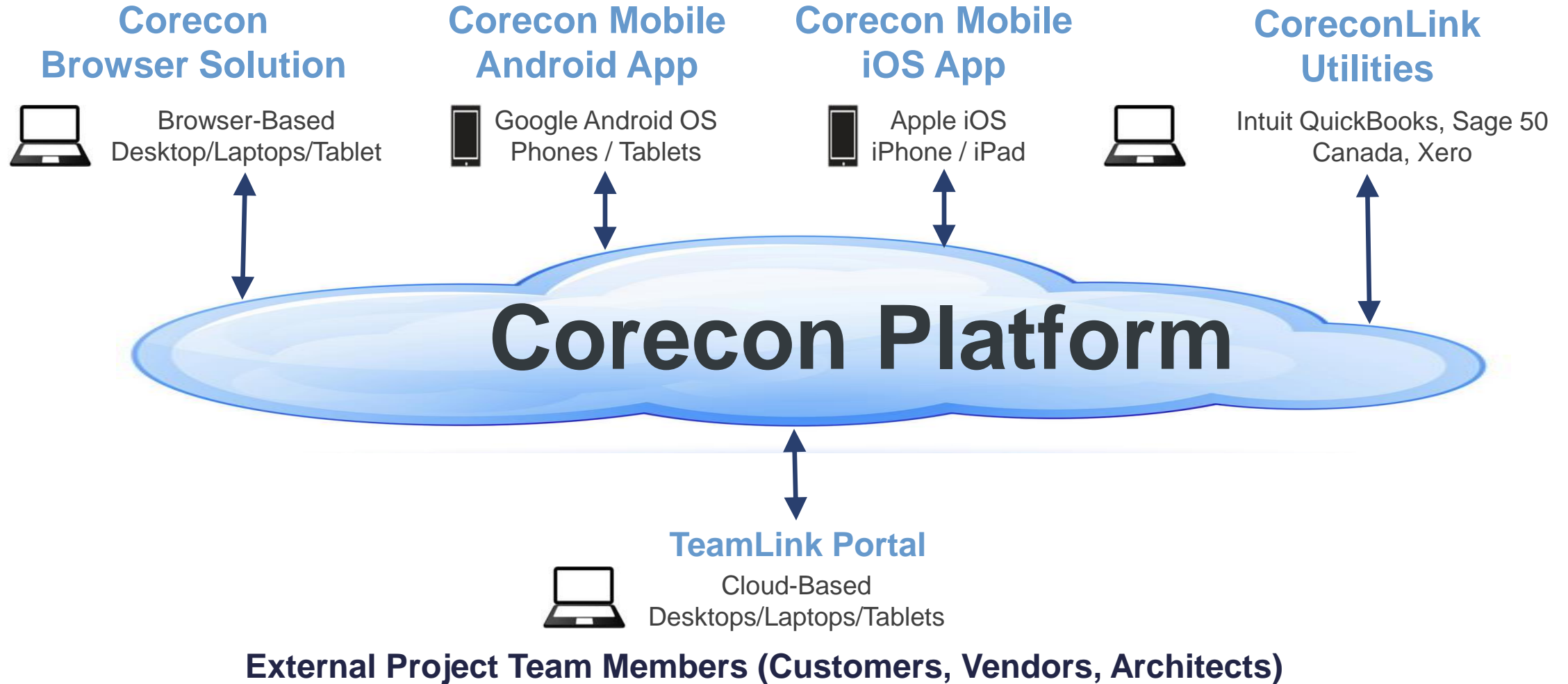
- Founded in 1999:
 - Version 1 – 3 | 1999 – 2005: Windows Based
 - Version 4 – 9 | 2005 – Today: Cloud Based
- Customers in 15 Countries
- Construction Software Focus: Estimating, Project Management, Job Cost Control, Scheduling and Collaboration
- Ideal Customers: Commercial GCs, Commercial Subs, Custom Home Builders, Design-Build and Engineering Firms

CORECON'S SOFTWARE SUITE BENEFITS

- One Platform to Manage Project Operations
- Access the software from any device – at any time, from anywhere
- Know exactly where you stand with every job so you can make quick and informed decisions instead of trying to remember thousands of details in your head!
- Maximize Project Profitability using Corecon's comprehensive Job Costing Features
- Integration options are available for popular accounting and ERP systems eliminating duplicate data entry and maintain consistency across the organization

A Platform Built for Collaboration & Mobility

Internal Users (Employees)



Features for Tracking Job Opportunities

Contact Management	Leads	Drawings, Specs & Invitation To Bid	Cost Databases	Estimating
<ul style="list-style-type: none">▪ Companies<ul style="list-style-type: none">▪ Contacts▪ Classifications▪ Bidder List Controls▪ Insurance Tracking▪ License Tracking	<ul style="list-style-type: none">▪ Project Leads▪ Lead Directory▪ Track Lead Stages<ul style="list-style-type: none">▪ Bidding▪ Bid Submitted▪ Award▪ Not-Award▪ Lead Analytics	<ul style="list-style-type: none">▪ Drawings▪ Specifications▪ Invitation To Bid<ul style="list-style-type: none">▪ Bid Captain▪ Bidders List▪ Email Options▪ Vendor Status Analytics	<ul style="list-style-type: none">▪ Cost Database<ul style="list-style-type: none">▪ Labor Items▪ Equipment▪ Crews▪ Material & Work Items▪ Work Assemblies▪ Formulas▪ RS Means Cost Databases (Add-on)	<ul style="list-style-type: none">▪ Estimates<ul style="list-style-type: none">▪ WBS (sections)▪ Cost Line Items▪ Markups▪ Proposal Inclusions, Excl., Clarifications▪ RFP Packages<ul style="list-style-type: none">▪ Vendors▪ Tagged Est. Items▪ Bid Analysis▪ Proposal Reports
	Correspondence	Documentation	Quality Control (QC)	
	<ul style="list-style-type: none">▪ Journals▪ RFIs▪ Submittals▪ Transmittals	<ul style="list-style-type: none">▪ Photos & Renderings	<ul style="list-style-type: none">▪ Checklists	

Features For Managing Awarded Projects

Contact Management <ul style="list-style-type: none">▪ Companies<ul style="list-style-type: none">▪ Contacts▪ Classifications▪ Bidder List Controls▪ Insurance Tracking▪ License Tracking	Project <ul style="list-style-type: none">▪ Projects▪ Project Directory	Drawings & Specs <ul style="list-style-type: none">▪ Drawings▪ Specifications	Contract Admin <ul style="list-style-type: none">▪ Setup Wizards▪ Cost Codes▪ Prime/Client Contracts▪ Change Proposal Request (CPR)▪ Change Order (CO)▪ Prime Invoicing	Procurement <ul style="list-style-type: none">▪ Anticipated Costs▪ RFP Packages▪ POs▪ Bills▪ Subcontracts▪ Sub Change Orders▪ Sub Invoicing	Time & Expenses <ul style="list-style-type: none">▪ Employee Management▪ Labor Timecards▪ Misc. Expenses▪ Equipment Tracking▪ Eqp. Timecards
	Correspondence <ul style="list-style-type: none">▪ Issues▪ Journals▪ RFIs▪ Submittals▪ Transmittals	Documentation <ul style="list-style-type: none">▪ Project Photos▪ Daily Logs▪ Meetings▪ Work Orders	Quality Control (QC) & Safety <ul style="list-style-type: none">▪ Checklists▪ Comply Notices▪ Permits▪ Punchlist Items▪ Test / Inspection▪ Safety Incidents▪ Safety Meetings▪ Site Hazard Assessments	Calendars & Scheduling <ul style="list-style-type: none">▪ Project Calendars▪ General To Dos▪ Project To Dos▪ Schedules<ul style="list-style-type: none">▪ Gantt Chart▪ Resource View▪ MS Excel & Project Import Options▪ Task Reminders	

Construction & Engineering Firm Departments

Estimating

Corecon:

- Document Leads (Opportunities)
- Upload Drawings and Specs
- Invite Subs & Suppliers To Bid (ITB)
- Prepare Estimate(s)
- Prepare RFP Packages
- Track Lead Status using Stages
- Lead Analytics (ex. Won/Loss)

Project Mgmt & Field Staff

Corecon & Mobile Apps:

- Contract Administration
- Procurement
- Timecards & Misc. Expenses
- Project Financial Analytics
- Correspondence
- Documentation
- QC & Safety
- Scheduling

Accounting

Corecon:

- Contract Administration
- Procurement
- HR, Timecards & Misc. Expenses
- Project Financial Analytics

CoreconLink:

- Sync Customers, Vendors, Employees
- Export Corecon Project Transactions
- Import Payment Status Information

Accounting System:

- Payroll
- Payments
- Deposits
- Reconciliations
- Corporate Financial Reporting

Corecon - Lead Tracking

- Categorize Leads any way you want so it fits your process, for example:
 - Lead Source: Referral, Bid Invite, Advertisement
 - Structure: Custom Home, School, Medical Facility, Retail Facility
- Gain better insights into job opportunities by easily setting the status of each Lead using Stages, for example:
 - Bidding
 - Bid Submitted
 - Award
 - Not Award
- Upon award, quickly move lead information to projects with a click of a button.
 - Drawings, Specs
 - Estimates
 - RFP Packages
 - Correspondence

The screenshot displays the Corecon Lead Tracking interface for 'Tower General Contracting'. The main view shows a lead for '2021-TwinPeaks : Twin Peaks - Main St Restaurant' located at '2390 Main St, Balboa, CA 92662'. Key contact information is listed: Sales Contact (George Egger), Bid Contact (George Egger), and PM Contact (David Kostecki). The interface includes a sidebar with navigation options like 'Lead Info.', 'Quick Select', 'Lead Stats', 'Active Leads', and 'Inactive Leads'. A 'Last Stage Analysis - Trailing 90 Days' section features a pie chart showing the distribution of lead statuses: Bid Submitted (blue), Awarded (red), and Not Award (yellow). Below this, a 'Changes in Past 7 Days' summary shows 0 Lead Adds and 1 Lead Update. An 'Upcoming Bids' calendar for July 2021 is also visible, showing dates from the 27th to the 31st.

Corecon - Estimating

- True Team Based Estimating: Multiple estimators can work on the same estimate at the same time.
- Create multiple estimates per Lead or Project: Base Bid, Rev 1, Rev 2
- Organize Estimates by Cost Code and Location
- Add Items on the fly, from your own Cost Database, or an industry standard source such as RS Means
- Document Inclusions or Exclusions by Cost Code
- Add Markups at Line Item level or Globally
- Integrated RFP Packages
 - Send Bid Invites to Vendors via Email
 - Allow Vendors to Submit Pricing Online via Corecon's TeamLink Portal
 - Compare vendor pricing side-by-side using the Bid Analysis feature
 - Update estimate line item pricing with Awarded Vendor's pricing
- Generate Estimate Proposals with one click

The screenshot displays the Corecon Estimating software interface for a project titled "Tower General Contracting". The main window shows "Estimate # 003 : Base Bid Rev 2 | Lead # 2021-AldenRes : Alden Residence - New Construction - 3200 SF".

The interface includes a navigation menu on the left with options like "Home", "Leads", "Estimates", and "Reports". The main content area is divided into several sections:

- Item List:** A table listing items with columns for Item #, Description, Quantity, Unit, Cost Rate, Total Cost, Sell Rate, Total Sell, and Allowance. For example, item 27 is "Supported Floor Framing: 2 x 12' joist (19' spans), 16' OC, bridging, 1 x 3 furring, box sills, girder / rilly, 3/4\" T&G OSB subfloor" with a quantity of 3300 and a total cost of \$22,275.00.
- Summary Tables:**
 - Estimate Summary / Reports:** A table showing "Estimate Size = 3000 SF" with columns for Materials (M), Labor (L), Equipment (E), Sub (S), Other (O), Total, and Portion Allowances. It shows a Sell Total of \$570,856.88 and a Cost Total of \$202,973.75.
 - Estimate Sell Breakdown:** A table detailing the breakdown of the sell total by category, including Global Markups and Adjustments.
 - Estimate Cost Breakdown:** A table detailing the breakdown of the cost total by category.
- Visualizations:**
 - Cost v/s Sell Total:** A bar chart comparing Cost and Sell for categories M, L, E, and O.
 - Cost Breakdown by Resource:** A pie chart showing the distribution of costs across different resources.

Corecon - Contract Administration

- Built-in Wizards to setup Job Cost Codes, Client/Prime Contract, and Budgets using a Corecon Estimate, spreadsheet, or from master cost codes
- Track multiple Prime Contract per Project (ex. Design/Build, Bldg. 1 & 2)
- Contract types supported: Fixed Lump Sum, Cost Plus and Unit Price
- Budgets: Contract Amount, Internal Cost Budgets, Labor Hours and Equipment Hours
- Comprehensive Change Management: Change Proposal Request (CPR) and Change Order (CO)
- Pending, Approved and Not Approved Status Options for all Contract Admin features
- Percent Complete Style Invoicing with Retention or Holdback Tracking (ex. AIA Style)
- Export Prime Invoices to an Accounting or ERP system using a CoreconLink Utility

Contract Admin Prerequisites

	Total
Project Directory	93

Contract Admin Setup Wizard [Start Now](#)

Create Job Cost Codes, Prime Contract, and Budgets Using a Corecon Estimate, Master Cost Code List, or Excel Spreadsheet

Stats

	Total	Approved
Job Cost Codes	49	--
Prime Contracts	1	1
Allowance Packages	4	--
CPRs	42	38
COs	10	7
Prime Invoices	3	3

Prime Contract Information

Issued By/Client: Silicon Technology Corporation, Michael Carroll T: (949) 453-2646
 Issue To: Tower General Contracting, Fred K. Alden
 Prime Contract # 001

Status Summary *Approved, Contract has been Exported, Exported, Open Balance = \$913,420.82*

Work Scope, **Inclusions**, **Exclusions**, **Clarifications**

Start and Finish Dates

	Estimated	Actual
Notice To Proceed	--	--
Start Date	11-Jan-2021	18-Jan-2021
Substantial Completion	--	--
Finish Date	17-Dec-2021	--
Finish Date With COs	17-Dec-2021	--

Approved CO Day Extensions

	# of COs with Days To Be Determined	# of COs with Days Specified	Total Days where specified
	7	0	0

Default Retainage Percentages

	Prime Retainage %	Sub Retainage %
Work Completed	10.000000%	10.000000%
Stored Materials	10.000000%	10.000000%

Incentives/ Liquidated Damages

	Amount
Incentives Per Day	\$0.00
Liquidated Damages Per Day	\$0.00

Approval and Lock Status

	Locked
Status	Approved
Status Date	--

Corecon - Procurement

Integrate Estimating with Procurement!

Corecon's Procurement Wizard can copy Estimate items and RFP Packages to POs and/or Subcontracts saving time by eliminating duplicate data entry and minimizing mistakes.

Separate Processes for Suppliers and Subs:

There are different requirements when it comes to purchasing materials from suppliers versus obtaining services from subs -- this is why there are separate features for each:

- PO & Bill
- Subcontract, SCO & Sub Invoices
 - Contract Types: Fixed Lump Sum, Cost Plus, and Unit Price
 - AIA Style Progress Invoicing

Export Bills and Sub Invoices to your Accounting System:

Corecon has tight integration with many popular accounting and ERP systems eliminating duplicate data entry.

The screenshot displays the Corecon Procurement system interface. The desktop view shows a project page for 'Tower General Contracting' with the following data:

Procurement Prerequisites		Total
Project Directory		93
Job Cost Codes		49
Approved Prime Contracts		1

Procurement Stats		
	Total	Approved
Anticipated Costs	15	--
RFP Packages	2	--
POs	32	22
Bills	40	19
Subcontracts	26	24
SCOs	20	14
Sub Invoices	20	14

The mobile app view shows a 'Projects' screen with the following sections:

- Contract Administration:** Prime Contracts, CPRs, COs, Prime Invoices.
- Procurement:** POs, Bills, Subcontracts, SCOs, Sub Invoices.
- Time and Misc. Expenses:** Labor Timecards, Misc. Expenses.
- Equipment:** (Section header visible)

Additional features shown include a bar chart titled 'Pending and Approved Transaction Value' and an 'Alerts' section with a table of updates.

Updated	Alerts	Actions
7 Days		
0	View	Reports Actions
0	View	Reports Actions
0	View	Reports Actions
0	View	Reports Actions
1	View	Reports Actions
0	View	Reports Actions
0	View	Reports Actions

Corecon - Financial Transaction Approvals

- All Contract Admin, Procurement, and Time Tracking features have status options such as Draft, Pending, Approved, and Not Approved. This is not available in many popular accounting systems and provides your staff more control when it comes to project financials.
- Enterprise grade workflow functionality is included in the solution where rules can be established based on transaction type (ex. POs, Subcontracts, Changes, Invoices) and value (ex. > \$50K). When enabled, alerts will be automatically sent via email to approvers so transactions can be reviewed in a timely manner.

The screenshot displays the 'Edit Workflow Rule' interface for 'Tower General Contracting'. The interface is split into a left sidebar and a main content area. The sidebar contains navigation links: Corecon Home, Settings Home, Company Settings, Templates & Reports, Feature Settings, Workflow, Contract Admin & Procurement (highlighted), Time & Expenses, and TeamLink Portal. The main content area is titled 'Edit Workflow Rule' and shows the configuration for 'Step3 - Action'. It includes two approver fields: 'Approver 1' (Bill Fredrickson) and 'Approver 2' (David Kostecki), with an 'OR' dropdown and a 'Parallel' dropdown. A text input field for 'Number of days by which transaction has to be approved after creation?' is set to '0'. A progress bar indicates '75% completed' and a message states 'Your work flow have not saved. Please click the save button.' To the right, a 'Flow Chart' section displays a flowchart with nodes: Start, Procurement, Subcontract, a decision diamond 'Total >= 100000', an 'Approved by' diamond with 'Bill Fredrickson' and 'David Kostecki' options, an 'If Any One Approved' diamond, and final 'Approved' and 'Not approved' states leading to an 'End' node.

Corecon - Time Tracking

For companies that self-perform work, tracking employee labor and/or equipment on a daily or weekly basis is crucial for keeping projects in line with budgets. Unlike many time-tracking systems, Corecon is specifically designed to address the demands of the engineering and construction industry.

Highlights:

- Import, export, and sync employees via CoreconLink utilities
- Default and project-specific cost and bill rates
- Daily and weekly data entry forms for employees and crews including Clock In/Out options
- Pending, approved and not approved transaction status
- Billable status for invoicing cost plus projects
- Labor and Equipment Analysis Dashboards that calculate future savings or cost overruns
- Export options to CSV, Excel and via CoreconLink

Web Interface: Add Individual Employee Timecards

Date: 15-Mar-2021 | Copy entry for next: 0

Company: Tower General Contracting | Employee: Steve F. Bradshaw

	Entry 1	Entry 2	Entry 3
Project	2021-03-Simpson	2021-03-Simpson	Select Project
Prime Contract	001	001	Select Prime Contract
CO	Select Change Order	Select Change Order	Select Change Order
WO	Select Work Order	Select Work Order	Select Work Order
Labor Code	Select Labor Code	Select Labor Code	Select Labor Code
Payroll Item	10 ST	1.5 OT	No Selection
Workers Comp. Code	Select Workman Comp Code	Select Workman Comp Code	Select Workman Comp Code
Job Cost Code	01050	01050	Select Cost Code
Billable Status	Billable	Select Billable Status	Select Billable Status
Hours	8	1	0
Mileage	0	0	0
Comments			

Mobile App: Corecon Mobile Home

My Records | Clock In / Out

My Time | My Crew

Crew Leader: Norman Wendl

Crew Employees:

- George Egger
- Jack Redmond
- John Frederick

Add Employee

Crew Equipment:

- 01559-200-0060 : Drill Rig

Add Equipment

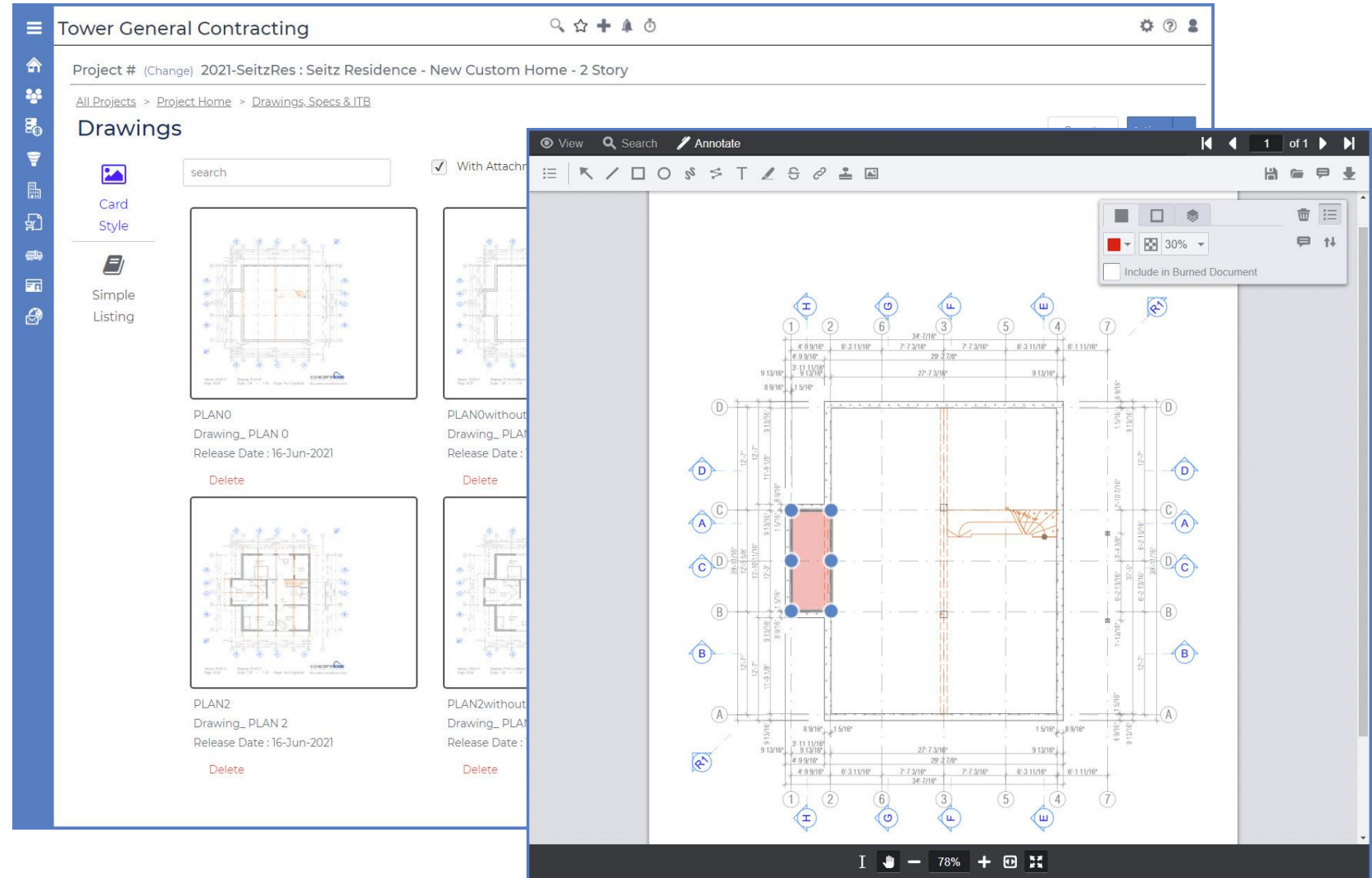
Home | Leads | Projects | Search | Setting

Corecon - Drawing and Specs Management

Organization and communication is key to successful project management and execution especially when it comes to tracking Drawing and Specification revisions.

Key Benefits:

- Provide one source of truth when it comes to drawings and specs for internal and external team members.
- Use Corecon's built-in document viewer and advanced markup tool to highlight areas of interest and add notes. Document viewer supports up to 50 file formats (ex. Images, CAD, PDF) and is available from within Corecon, Mobile Apps, and TeamLink Portal. Thus, team members do not need to download additional applications to collaborate on these types of project documents.



Corecon - Correspondence & Documentation

- Corecon offers a comprehensive set of features for Project Correspondence and Documentation which will improve communication and coordination. Being cloud-based, project teams will be able to keep track of this information in one central location which will provide greater access for field staff, executives and external team members via the TeamLink Portal.
- Corecon's Calendar and Alerts features provide tools to track time sensitive information and communicate to staff when items are overdue or have been responded to by outside team members.

The image displays two views of the Corecon software interface. On the left is a desktop web application, and on the right is a mobile app interface.

Desktop Web Application (Left):

- Project # (Change):** 2021-Silicon : Silicon Technologies - Lab Retrofit
- Correspondence Prerequisites:**

Project Directory	Total
Project Directory	93
- Stats:**

	Total	Closed	Open
Issues	6	1	5
Journals	19	1	18
RFIs	17	3	14
Submittals	30	2	28
Transmittals	4	--	--
- Status Summary:**

Category	Count
Issues	1
Journals	1
RFIs	3
Submittals	2

Desktop Web Application (Right):

- Daily Log Details:** 12-Aug-2021
- Author:** Tom Smith, Tower General Contracting
- Project:** 2021-07-Simpson
- Activities:**
 - Concrete: Started Excavating Footings
 - Sitework: Finished Grading and Footings Layout
- Weather and Site Conditions:**
 - Time: 08:00 AM
 - Temp. & Wind Conditions: 84 F, 10 MPH
 - Weather Conditions: Clear and Sunny
 - Site Conditions: Dry
- Manpower (All Trades):**

Company	Labor Type	Quantity	Hours	Total
Pacific Contractors		2	8	16
Stika Concrete		3	8	24
Total		5		40
- Major Equipment (All Trades - Owned or Rented):**

Company Name	Equipment Description	Quantity	Hours	Total
Pacific Contractors	Bobcat	1	8	8
Stika Concrete	CAT Backhoe	1	8	8

Mobile App (Right):

- Daily Log: 12-Aug-2021**
- Project:** 2021-07-Simpson
- Author:** Tom Smith
- Related | Details | Linked Files**
- Activities:**
 - Activity Type: Concrete**
Started Excavating Footings
 - Activity Type: Sitework**
Finished Grading and Footings Layout
- Weather and Site Conditions:**
 - Time: 08:00 AM**
 - Temp. & Wind Conditions: 84 F, 10 MPH
 - Weather Conditions: Clear and Sunny
 - Site Conditions: Dry
- Manpower (All Trades):**
 - Pacific Contractors**
Workers: 2, Total Hours: 16
 - Stika Concrete**
Workers: 3, Total Hours: 24
- Major Equipment (All Trades - Owned or Rented):**

Corecon - Quality Control (QC) and Safety

Sacrificing quality or safety of construction personnel is not an option. Corecon's Quality Control (QC) and Safety features prevent mistakes, improve installation times and reduce risk, allowing your firm to grow while maintaining profitability.

QC Highlights:

- Create Checklist Templates to ensure quality at every phase (i.e. footings, framing, electrical)
- Send Comply Notices to subcontractors for non-performance issues or potential work disruptions
- Document Inspections and Punchlist Items and distribute them via email to assigned parties

Safety Highlights:

- If a Safety Incident occurs, keep track of all the necessary information per government agency requirements such as OSHA.
- Site Superintendents can quickly document Safety Meetings held on the jobsite and who attended.
- Complete Site Hazard Assessments at any time

The image displays two views of the Corecon software. On the left is a desktop web application interface for 'Tower General Contracting' showing project details for '2020-Wahlberg: Wahlberg Medical Facility'. It features a 'Quality Control (QC) & Safety' section with a table of 'QC & Safety Prerequisites' and 'QC Stats'. The 'QC Stats' table includes columns for Total, Closed, Open, Due in > 7 Days, Due in 7 Days, and Overdue. Below this is a 'Safety Stats' table with similar columns. At the bottom, a 'Status Summary Based On Due Date' is shown as a horizontal bar chart. On the right is a mobile app view showing a 'Punchlist Item' for '2020-Wahlberg' project. The item details include 'Punchlist Item # 021', 'Inspection Date 25-Nov-2020', 'Location Lobby', and 'Description Replace broken lamp in lobby'. It also lists the 'Responsible Party and Due Date' as 'Phillips Electrical Contracting' with contact 'Peter J. Phillips' and 'Due Date 27-Nov-2020'. A button 'Email Punchlist Item to Responsible Company' is visible. The mobile app has a bottom navigation bar with 'Home', 'Leads', 'Projects', 'Search', and 'Setting'.

	Total	Closed	Open	Due in > 7 Days	Due in 7 Days	Overdue
Checklist	10	--	--	--	--	--
Checklist Items	544	151	393	0	0	90
Comply Notice	9	1	8	0	0	5
Permits	8	--	--	--	--	--
Punchlist Items	22	10	12	0	0	11
Test / Inspections	5	--	--	--	--	--

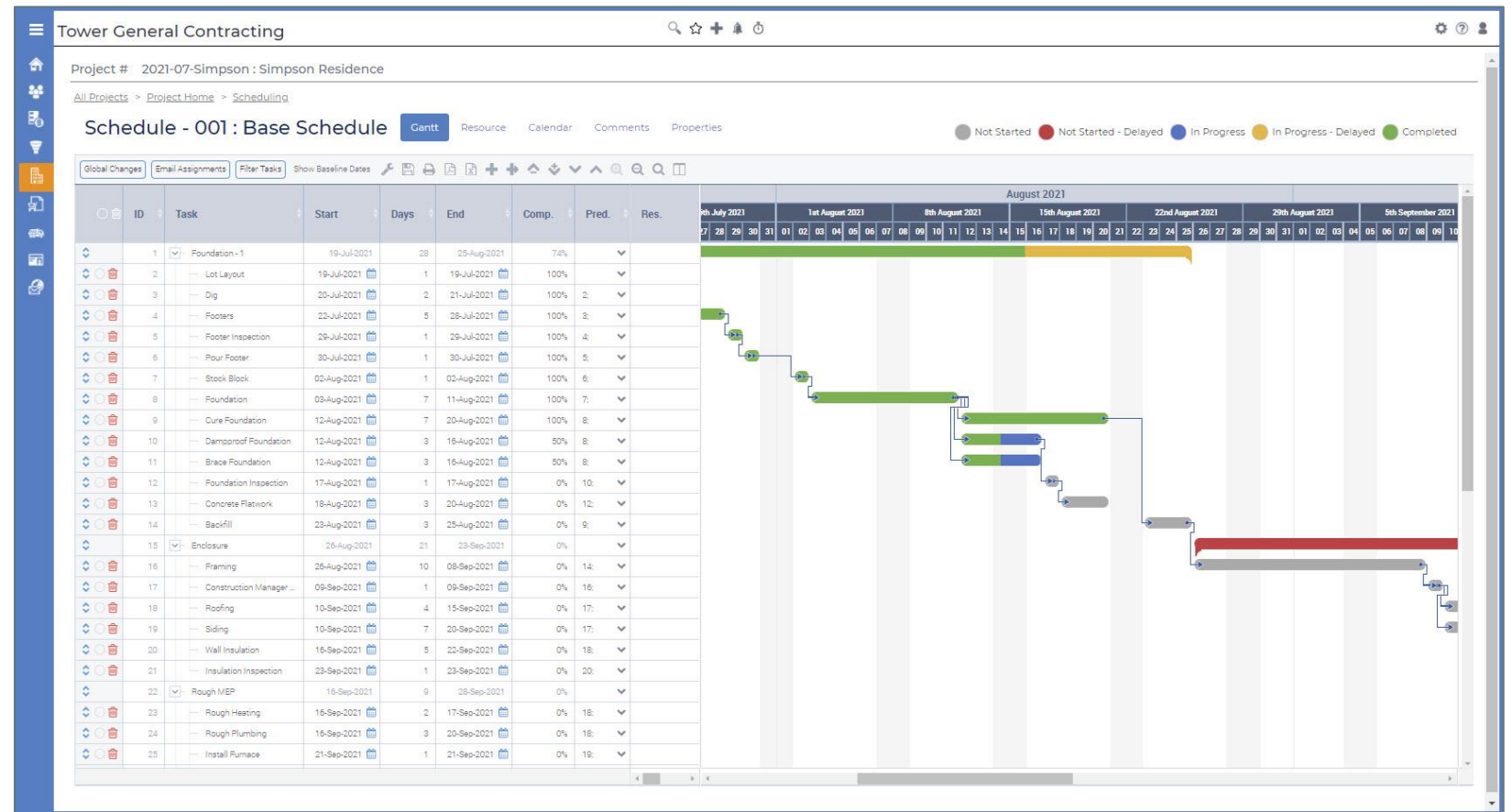
	Total	Closed	Open	Due in > 7 Days	Due in 7 Days	Overdue
Site Hazard Assessments	6	2	3	--	--	--
Applicable Site Hazard Items *	15	5	10	0	0	5
Safety Incidents	5	--	--	--	--	--
Safety Meetings	11	--	--	--	--	--
Meeting Agenda Items *	8	1	7	0	0	1

	Total	Closed	Open
Checklist Items	151	90	61
Comply Notices	5	5	0
Punchlist Items	10	11	0

Corecon - Scheduling

Many firms find themselves unequipped to implement and utilize scheduling solutions after they pass the proposal phase of a project. Whether due to field staff communication gaps or ease-of-use issues, the end result is a missed opportunity for productivity. Corecon's scheduling features make the process simple, encouraging staff to stay engaged and allowing you to keep close tabs on your timelines.

- Distributed project teams can effectively develop, manage and collaborate on their project tasks from any location using a browser or mobile device.
- Tasks can be assigned to vendors, employees, and equipment resources. Email task notifications to employees and vendors directly from the schedule.
- Tools are available to import a Task List from Microsoft Excel or Microsoft Project.



Corecon – Enterprise Grade Reporting


When it comes to reporting, Corecon offers the most breadth and depth of any cloud-based construction solution on the market! It is enterprise grade right out of the box!

Category	Details	Quantity
Detail Reports	Although Detail Reports are available for all features, they are especially practical for printing out an estimate proposal, subcontract, change order or progress invoice that may have legal language. These reports are based on Microsoft Word templates and data from Corecon is populated in the document using Bookmarks and Mail Merge Tables.	194
Log Reports	Log Reports are column/row style reporting and provide a list of records for an individual project and feature. For example, log reports would be used to export a list of COs, RFIs or Submittals to PDF or Microsoft Excel format.	394
Business Intelligence (BI) Dashboards	Business Intelligence (BI) Dashboards provide an executive overview on financial aspects of an awarded project(s) from four different perspectives: cost, contract amount, labor and equipment hours. It is here where transactions from contract administration, procurement and time tracking modules are summarized and compared with estimated budgets providing real-time analysis to maximize the profitability of one's projects.	26
Detailed Analytic Reports	In conjunction with BI Summary Dashboards, Detailed Analytic Reports compare actual financials with budgets by cost code, division, division/cost code or owner code. Most of these reports also provide drill-in capabilities to view the underlying transactions.	20

Corecon – Detail Reports

- Custom detail report templates can be easily created in Microsoft Word and then uploaded to the system.
- Data is populated in the template using Bookmarks (ex. ProjectNumber) and Mail Merge tables (ex. EstimateItems).
- Each template has a corresponding help topic that list the available bookmarks and mail merge tables including fields.
- Special bookmarks are also available to insert the corporate logo.

Estimate Proposal



Estimate Proposal

Project Information	
Project #	I
Title	I
Address	I
City, State, Zip	III
Country	I

From	
Contact	I
Company	I
Address	I
City, State, Zip	III
Country	I
Phone	I
Fax	I

Project Information	
Project #	2021-SeitzRes
Title	Seitz Residence - New Custom Home - 2 Story
Address	4510 Dolphin Ave
City, State, Zip	Seal Beach, CA 90740
Country	

From	
Contact	Fred K. Alden
Company	Tower General Contracting
Address	400 Spectrum Center Drive Suite 400
City, State, Zip	Irvine, CA 92620
Country	United States
Phone	(714) 342-1200
Fax	(714) 895-7022

Estimate Information	
Estimate #	001
Description	Base Bid
Proposal Date	
Valid Thru Date	

To	
Contact	Chris Seitz
Company	Seitz, Chris and Monica
Address	1202 17th St
City, State, Zip	Huntington Beach, CA 92649
Country	
Phone	(714) 322-1209
Fax	

We are pleased to quote the following labor, equipment, and materials subject to exclusions that may be listed below.

Scope of work for the project to be constructed as depicted in the plan

«TableStart.EstimateItemsGrouped»

«CostCode»: «CostCodeDescription»	
Item #	Description
«TableStart.EstimateItemsGrouped»	«ItemDescription»«ItemProposalComments»
«TableEnd.EstimateItemsGrouped»	

We are pleased to quote the following labor, equipment, and materials in accordance with the plans and specifications listed above. This proposal is subject to exclusions that may be listed below.

Scope of work for the project to be constructed as depicted in the plans and details as described herein:

01010: Building Permits					Subtotal: 5,750.00
Item #	Description	Quantity	Unit	Unit Price	Total
1	Permits	1	LS	5,750.00	5,750.00

01040: Temporary Utilities and Equipment					Subtotal: 6,000.00
Item #	Description	Quantity	Unit	Unit Price	Total
2	Temporary trallor	6	MO	750.00	4,500.00
3	Phone, fax, office supplies	6	MO	250.00	1,500.00

01050: Supervision					Subtotal: 42,000.00
Item #	Description	Quantity	Unit	Unit Price	Total
4	Project Manager	6	MO	7,000.00	42,000.00

Corecon – Log Reports

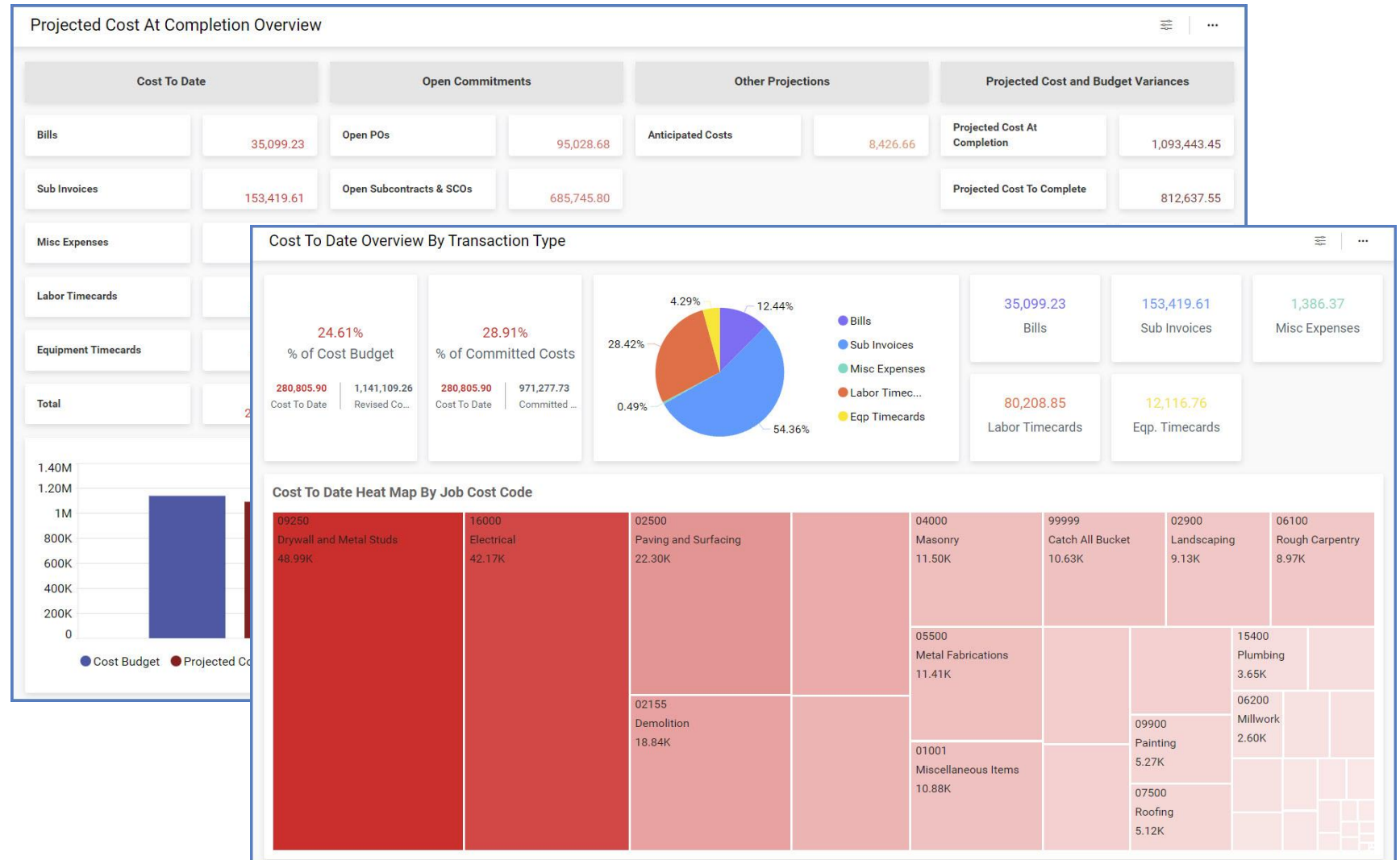
- Default log reports for every feature that can be copied and easily customized.
- 160 Data Views providing complete access to contacts, lead and project information.
- Enterprise grade report designer providing unlimited possibilities when it comes to selecting data, filtering, grouping and presentation widgets.
- Export options:
 - PDF
 - Microsoft Excel
 - Microsoft Word
 - HTML
 - Microsoft PowerPoint
 - CSV
 - XML

The screenshot displays the Corecon report designer interface. The main window shows a report titled "Bills Grouped by Prime Contract and Status". The interface includes a search widget panel on the left, a report preview area, and a detailed report view at the bottom right. The report view shows a table with columns for Supplier, Issue Date, Bill #, PO #, Type, Subject, Subtotal, Tax, and Total. It includes a summary table at the bottom right of the report content.

Supplier	Issue Date	Bill #	PO #	Type	Subject	Subtotal	Tax	Total
Project # 2021-Solo: Solo Lighting - New Warehouse								
Prime Contract # 001: All Scopes of Work Solo Light Manufacturing Tower General Contracting								
Bill Status: Approved								
A&A Building Supply	07-Sep-2021	1200			Plumbing Items	1,742.50	261.37	2,003.87
PCH Reprographics	13-Sep-2021	1202			Blueprints	240.00	0.00	240.00
Spyglass Engineering, Inc.	09-Sep-2021	1201			Staking Services	1,200.00	0.00	1,200.00
Approved Total =						3,182.50	261.37	3,443.87
Prime Contract # 001 Total =						3,182.50	261.37	3,443.87
Project # 2021-Solo Total =						3,182.50	261.37	3,443.87

Corecon – Business Intelligence (BI) Dashboards

- 26 Standard BI Dashboards that analyze Cost, Revenue, Labor and Equipment Hours for Single or Multi-Projects
- Specialty dashboards that can analyze Work-In-Progress (WIP) or are contract specific such as Cost Plus Billable Status and Unit Price Quantities
- Dashboard bar charts, heat maps and grids act as filters and can be maximized or exported separately to Excel
- Options to copy dashboards and customize
- 15 APIs available providing access to budgets and transaction details that can then be used to group or sum by Project, Client Contract, Cost Code, Division and Owner Cost Code.



Corecon – Detailed Analytic Reports

- 20 Standard Detailed Analytic Reports that summarize Cost, Revenue, Labor and Equipment Hours by the following methods.
 - Project and Prime Contract
 - Job Cost Code
 - Division Code
 - Division and Job Cost Code
 - Owner Code
- Pixel perfect when exporting to PDF or printing
- Multi-tiered drill-in capabilities to view the underlying transactions. Drill-in options include cost code, division, owner code, transaction type, transaction resource and vendor.

Business Intelligence (BI) Prerequisite

Review Anticipated Costs Review Field % C

BI Filters

BI Dashboards and Reports

Overview **Revenue** Cost Vendor Labor

BI Dashboards

- Cash Flow Analysis Overview
- Revenue Overview
- Work-In-Progress (WIP) Overview Using Committed Cost Subtotal
- Work-In-Progress (WIP) Overview Using Revised Cost Budget

Detail Reports

Sum By Job Cost Code
 Sum By Division Code
 Sum By Division and Job Cost Code
 Sum By Owner Code

Revenue Overview *

* Sum By Options Applicable

Budget Variance: All Include Pending Transactions: True False VIEW REPORT

Analytics - Revenue Overview

Sum By: Job Cost Code | Budget Variance: All | Include Pending Transactions: No

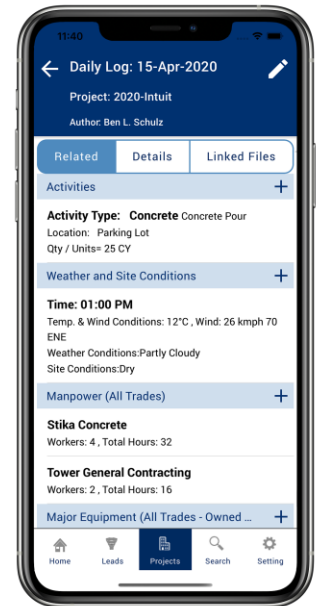
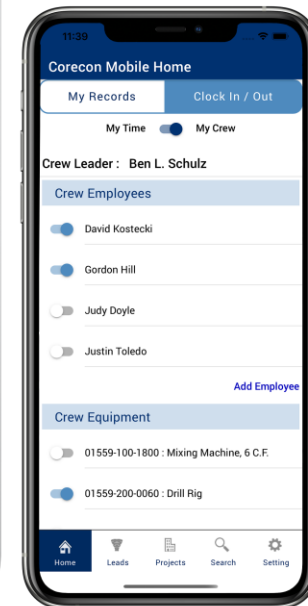
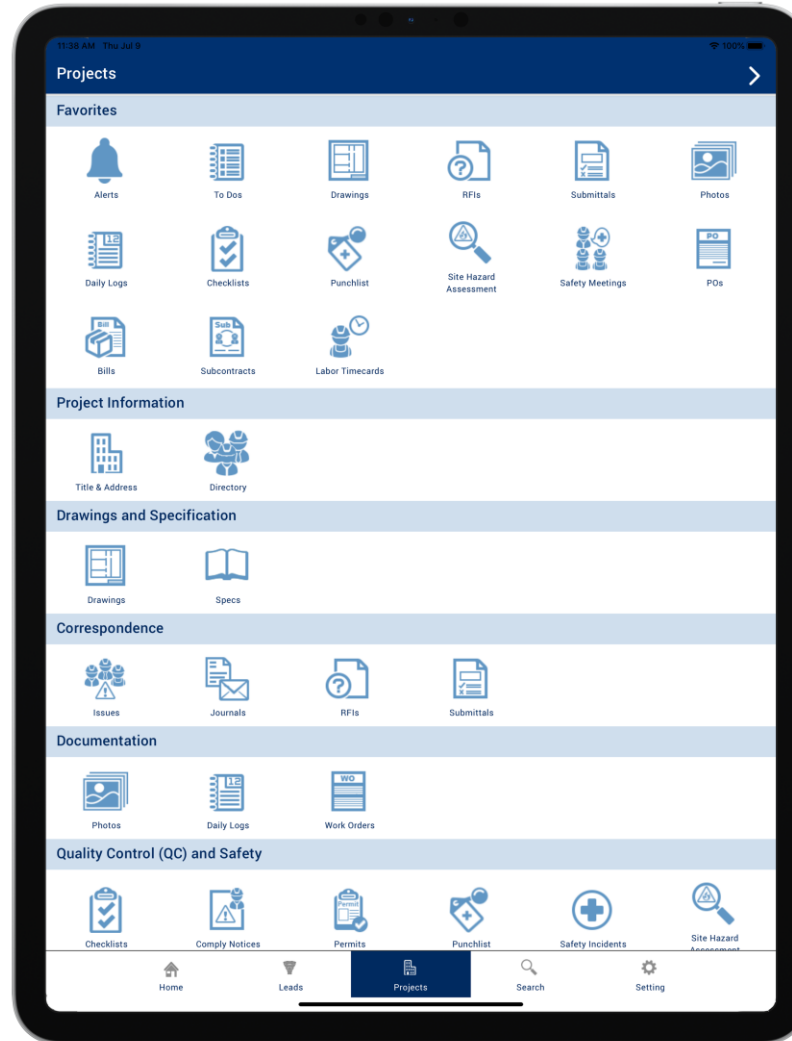
Job Cost Code	Revised Prime Contract Total			Gross Invoice Totals			Retainage Totals			Net Prime Invoice Totals			
	Prime Contract	Approved COs	Revised Contract	Prime Contract	Approved COs	Total	Retainage	Billed	Net Retainage	Subtotal	Tax	Total	% of Budget
Project # 2021-Silicon: Silicon Technology - Lab Retrofit													
Prime Contract # 001: All Scopes of Work Silicon Technology Corporation Tower General Contracting													
01000 : Preparation Preliminaries	0.00	429.75	429.75	0.00	0.00	0.00	0.00	0.00	0.00	0.00	0.00	0.00	0.0%
01001 : Miscellaneous Items	3,200.00	1,187.76	4,387.76	3,000.00	0.00	3,000.00	300.00	0.00	300.00	2,700.00	0.00	2,700.00	61.5%
01002 : Clean-up / Misc. Labor	4,046.00	(250.00)	3,796.00	0.00	0.00	0.00	0.00	0.00	0.00	0.00	0.00	0.00	0.0%
01003 : Liability Insurance	6,534.00	1,737.01	8,271.01	0.00	0.00	0.00	0.00	0.00	0.00	0.00	0.00	0.00	0.0%
01004 : Budget Contingency	13,000.00	0.00	13,000.00	0.00	0.00	0.00	0.00	0.00	0.00	0.00	0.00	0.00	0.0%
01005 : General Conditions	25,000.00	5,025.69	30,025.69	0.00	0.00	0.00	0.00	0.00	0.00	0.00	0.00	0.00	0.0%
01006 : Fee	250,000.00	1,870.63	251,870.63	0.00	0.00	0.00	0.00	0.00	0.00	0.00	0.00	0.00	0.0%
01230 : Rough Grading	0.00	272.00	272.00	0.00	0.00	0.00	0.00	0.00	0.00	0.00	0.00	0.00	0.0%
02155 : Demolition	58,900.00	0.00	58,900.00	58,900.00	0.00	58,900.00	5,890.00	5,890.00	0.00	58,900.00	0.00	58,900.00	100.0%
02500 : Paving and Surfacing	7,803.00	(250.00)	7,553.00	7,803.00	0.00	7,803.00	780.30	0.00	780.30	7,022.70	0.00	7,022.70	93.0%
02900 : Landscaping	2,500.00	800.00	3,300.00	200.00	0.00	200.00	20.00	20.00	0.00	200.00	0.00	200.00	6.1%

Corecon Mobile Apps – Android & iOS

New Mobile Apps for Android and iOS devices are free to all subscribers but are especially geared for field staff that are on the go. Information entered in the Mobile Apps will immediately appear in Corecon. Thus, access to real time data is just a click away.

New Release Highlights:

- Completely rebuilt using the latest mobile technologies.
- New biometric options (ie. finger and facial recognition) to login to App.
- Separate Read and Edit forms to avoid data entry mistakes.
- Streamlined data entry process for all features.
- New Clock In/Clock Out feature with Geotagging for Employees and Crews
- Email options for features such as Journals and RFIs including templates to standardize messaging.
- Additional QC and Safety features such as Permits, Safety Incidents and Site Hazard Assessments.



TeamLink Portal for Collaboration

Corecon's TeamLink Portal was built from the ground up to connect “your” business with external team members.

New Release Highlights:

- Free unlimited logins for outside team members such as architects, clients, consultants, and vendors!
- TeamLink Security Roles provide granular access rights for each project and company.
- Real-time updates from Corecon and Mobile Apps will immediately appear in the TeamLink Portal.
- Examples of outside team members using TeamLink Portal:
 - Architect responding to RFI or Submittal
 - Vendor providing pricing on RFP Package or potential change (CPR)
- Auto alerts are sent via email when any type of response has been posted in the portal.

The screenshot displays the TeamLink Portal interface for 'DAVID HOLLER CONSTRUCTION'. The main content area shows details for RFI # 002, 'Concrete Cut Out', with a status summary and project information. A 'Request' section contains a detailed description of a concrete issue. Below this is a 'References' section and a 'Respondents' table listing contact information for Dimster and Associates. At the bottom, a bar chart titled 'Pending and Approved Transaction Value' shows financial data for various categories.

Company Name	Contact Name	Email	Due Date	Responded Date
Dimster and Associates	Larry Dimster	ldimster@dimsterarchandassoc.com	21-May-2021	

Category	Pending	Approved
Pdcs	0	0
Bills	0	0
Subcontracts	0	~\$12,000
SCOs	0	~\$4,000
Subinvoices	0	~\$5,000

Integration with Accounting Systems

CoreconLink Utilities integrate Corecon with accounting systems such as Intuit QuickBooks, Sage 50 Canada, SAP Business One or Xero. All project financials entered in Corecon, whether accounts payable, accounts receivable or timecards, can be sent to the accounting with a click of a button, eliminating duplicate data entry and maintaining company-wide consistency.

Supported Accounting Systems:

- Intuit QuickBooks Pro, Premier, Enterprise (US, Canada, UK)
- Intuit QuickBooks Online (US, International)
- Sage 50 (Canada)
- Xero (Global)
- More to come in 2022!



Maintenance & Support Services

Continuous Innovation & Monitoring



- Corecon manages all updates and upgrades so there are no patches for customers to download or install.
- Corecon also manages availability, so there's no need for customers to add hardware, software or bandwidth as the user base grows.
- 24/7/365 system monitoring
- Nightly backups including weekends

Knowledge Transfer



- Comprehensive online help system including implementation guides and business process diagrams
- Self-service training videos
- Free live weekly webinars
- User group
- Onsite and online consulting services (fee based)

Corecon's Infrastructure Provider & Security

Category	Details
Infrastructure Provider	Rackspace.com (https://www.rackspace.com/en-us/about)
Data Center Location	Chicago, IL United States (https://www.rackspace.com/about/datacenters)
Data Center Certifications	<ul style="list-style-type: none">▪ PCI Compliance▪ ISO 14001▪ Soc3▪ ISO/IEC 27001
Server Monitoring	24/7/365
Service Level Agreement	99.9% Uptime Guarantee
Backups	Nightly including weekends
Security Measures	<ul style="list-style-type: none">▪ Firewall policy to allow selective access to traffic the web servers.▪ Monitoring in place to prevent DDoS and other attacks.▪ Database servers cannot be accessed from the Internet.▪ HTTPS - 256 Bit Encryption

Contact Us



5912 Bolsa Ave, Suite 109
Huntington Beach, CA 92649

Tel # (866) 258-6698

Tel # (714) 895-7222

Fax # (714) 895-7022



Email: sales@corecon.com



[LinkedIn](#)



[Twitter](#)