


A Vital Part of Your
Well-being



Welcome to the First Day of a Transformed Life

There are times when you alter your routine in a way that can transform your life. As you look to improve yourself and enhance your well-being, you search for ways to clear your mind, make your body healthier and more agile. You look for contentment both within yourself and your surroundings. It's a search for experiences that allows you to say "Yes, that changed my life."

Caldera® spas are designed and built for just that sort of life-altering experience. To those who think of a hot tub merely as a luxury, that could come as a surprise. Yet our purpose is to

improve your life, to help you feel better physically, mentally and even spiritually. A Caldera® Spas hot tub is a personal wellness retreat that can help you feel more relaxed, flexible and focused. It can relieve the pressure on joints, reduce pain and help you unwind. It can also provide a customized massage to help muscles recover.

We invite you to include Caldera Spas in your journey and learn more about how warm water therapy and massage can truly change your life in just 20 minutes a day. It's a small investment of time that can yield dramatic results in your personal wellness journey.



Table of Contents

| | |
|---------------------------|----|
| Benefits of Hot Tubbing | 4 |
| The Caldera Difference | 6 |
| Comfort | 8 |
| Design | 10 |
| Performance | 12 |
| Water Care | 14 |
| Hot Tub Circuit Therapy® | 18 |
| SPA MODELS | |
| Discover Your Perfect Fit | 20 |
| Utopia® Series | 22 |
| Paradise® Series | 30 |
| Vacanza® Series | 38 |
| Shell and Cabinet Colors | 44 |
| Energy-Efficiency | 46 |
| Accessories | 48 |
| Lighting | 50 |
| Wireless Music | 52 |
| Exclusive Innovations | 54 |
| Product Comparison | 56 |
| Warranty | 62 |

Transforming Mind, Body, Spirit

There are substantial benefits associated with warm water immersion, and we frequently hear about many of them from other hot tub users. The 20-minute experience can change your outlook each day, giving you time to reflect, deeply relax, calm your thoughts and recharge. It provides a reset button you can push each day, one that allows you to transform body, mind and spirit.

As hot tub enthusiasts, we believe those effects are every bit as important in the wellness equation as the incredible physical benefits that a hot tub provides.



Why 20 Minutes Matters to You

The transformative effects of warm water have been used for centuries. With our focus on enhancing the self-care benefits of a spa through careful design and engineering, a Caldera® Spas hot tub can accomplish more than ever before.

Promotes muscle recovery and healing

A spa's warm water massage promotes healing by increasing circulation, carrying nutrients to help cells and tissue regenerate. According to the textbook *Comprehensive Aquatic Therapy* by industry experts Dr. Bruce Becker and Dr. Andrew Cole, immersion in warm water is a "unique healing environment" that can lead to temporary relief from muscle aches and pains.

Decreases stress

The negative effects of stress are well documented. Time in a hot tub allows you to clear your mind, relax deeply and start each day with a fresh, positive outlook.

Relieves joint pain

Time in a hot tub creates a helpful environment for relieving joint pain and stiffness. While the water's buoyancy reduces stress on joints and muscles, warm water massage increases circulation, relaxes muscles, ligaments and tendons, and stimulates the release of endorphins, the body's natural pain reliever.

Improves circulation

In a spa, body temperature increases and blood vessels dilate, improving circulation to carry in nutrients and oxygen. Pores open and release moisture as a cell-cleansing mechanism.

Builds relationships

Time in a hot tub can foster heartfelt communication between you and friends or family members without distractions.



A quick 20-30 minute nap during the day can help improve learning, memory and creative thinking. Harvard researchers say that a nap can help make you a more effective problem solver and can help you separate important information from less relevant information. But more than 20-30 minutes can make you feel groggy. Don't use napping as an alternative to less nighttime sleep. A good night's sleep in conjunction with the occasional nap yields the best results.

Source: November 2009 Harvard Health Letter

Sleep Better

Sleep Deeper

Lack of sleep can have a profound effect on your health. Each year, roughly 60 million Americans suffer sleep disorders. A hot tub can help relax you and prepare your body for sleep. But that's not all.

Sleep is normally preceded by a drop in body temperature. As you soak in your hot tub, your body temperature increases. After you leave the hot tub, the body temperature you gained begins to normalize and decrease. That more dramatic drop in core temperature signals to your brain that it's time to sleep.

You can enhance that mechanism by keeping your bedroom cool. The National Sleep Foundation suggests keeping your room between 60 and 67 degrees F, while keeping your room free of noise and other distractions.

We Create Spas with a Focus on Comfort, Design and Performance

Our reliable, high-performance spas are designed for comfort, efficient energy use, and simple maintenance so you can focus on enjoying your hot tub often. Every feature—from the efficiency of a heater to the glow of an LED light to the versatile jet options—is crafted with that in mind.

The Caldera difference is in the details. We believe that once you've experienced the Pure Comfort®, design, and performance of your Caldera® spa, you'll want to make it part of your everyday well-being routine.

Comfort

Comfort is the essential element in our hot tubs. Deep, cradling seats and a textured Foot Ridge® help you stay relaxed and seated even when enjoying powerful jets. Perfectly positioned hydrotherapy massage melts your tension away. And a whisper-quiet sound dampening design enhances the comfort experience.

Design

We craft each hot tub detail to awaken the senses. From rich colors and contemporary cabinet styles to the organic contours of our sculpted seats, every element is intended to soothe and delight.

Performance

To get the most out of your spa, it needs to operate at a consistently high level. Each Caldera hot tub is engineered and built with the strictest attention to quality and efficiency. Our commitment is your assurance of reliable, energy-efficient performance for years of worry-free hot tubbing.





Comfort Based Design

Designing a spa for Pure Comfort® is about more than just making you feel good. It's about helping you relax completely, putting you in a place where you can leave stress behind and recharge. Stress can negatively affect your immune system, your social interactions and your health in general. The ability to fully let go, to completely power down, is so vitally important to your overall well-being. So, yes, we take comfort very seriously.

It's in the seat

Our designers have created ergonomically sculpted seats that comfortably cradle you, decompress your spine and keep you aligned. Combined with the buoyancy of the water, the seat's design releases pressure off parts of the body that are under stress all day.

Our seats are also designed in a way that helps keep the water's buoyancy from floating you out of the seat. After all, it's hard to relax when you're fighting the water to stay in place. There's also a Foot Ridge® unique to Caldera® spas that helps keep you stable in your seat even when the jets are at their strongest setting.



Personalize your massage

Easily direct or increase water flow to the seats you choose with the diverter valves located around the Utopia® and Paradise® Series spas. Adjust the strength and flow of many individual jets to your preference by simply turning the air valves or outer ring around individual jets.

The jets

Feeling is believing. When shopping for hot tubs, you can easily be tricked by a spa that's filled with dozens of shiny chrome jets. But what's the function of each? Is the water flow through each one based on its benefit to a specific area of your body? Are the pumps powerful enough to deliver a deep massage when needed and adjustable enough to deliver a gentle relaxing touch when that's what you want?



A Caldera spa is carefully and purposely designed with a variety of jet types, strategically placed to deliver just the right type of massage right where it's needed, whether it's your aching lower back or the soles of your feet.



Better by Design

A Caldera® spa is an investment in your wellness – it's a personal retreat where you can rejuvenate and revitalize your body and mind. Along with comfort enhancements, we focus on creating beautiful spas to complement your outdoor living space. With a range of color and cabinet choices, lighting features and entertainment options, it's easy to find the right hot tub that transforms your environment as it transforms your life.

Exterior design

To get the most wellness benefits from your hot tub, you'll want to use it often. It's important to choose a hot tub that fits your space and is built to endure the elements. From the contemporary sculpted design of the Utopia® Series' Avante™ all-climate cabinetry to the EcoTech® siding on Paradise® and Vacanza® Series spas, there's a Caldera hot tub that's perfect for your home style.



Interior details

It's not just what you see on the outside that makes a Caldera spa beautiful. Our thoughtful design details go beyond the sweeping contours of the acrylic spa shell and ample interior. We give special attention to every component detail, from lights and speaker placement, to the design on jets, diverters, and pillows, down to the pattern in the footwell.



Lighting enhancements

Nothing sets a mood like the right lighting. Each of our three series of spas features its own lighting system, designed to complement the beauty and elegance of the spa.

Soothing sounds

Whether you're relaxing on your patio or rejuvenating in your spa, music is a must-have item. Optional music and entertainment systems let you enjoy music through the spa's waterproof speakers.





Performance by Design

We believe that performance-based design involves both the materials used to construct our spas and the efficiency, power and durability of the components that run them.

We choose and design materials for our spas based on their ability to stand up to daily use. Whether it's the reinforced acrylic interior surface, the cabinet options or insulation, starting with the best base materials ensures peak performance throughout the life of your spa.

Healthy, clean water made easy

All water care systems require some attention and involvement, but some are far easier than others. With Caldera® spas, you have access to clean, healthy water without handling chemicals, and you can enjoy sparkling water whenever you're ready for a soak.

Energy efficiency

We're committed to energy-efficient design as a way to save energy and save you money on operating costs. From our innovative FiberCor® cabinet insulation to our highly efficient EnergyPro® system to custom-fit covers, a Caldera spa meets the most stringent energy efficiency standards established for portable spas. And that saves you money.

One-touch controls

The Advent® panel gives you intuitive control of spa functions right at your fingertips. All Utopia® Series spas feature a secondary control panel, allowing you to operate the spa's lights and jets from multiple seats.



More power when it's needed

Sometimes, you want to feel a gentle flow of water. But when you need a deep massage and the wellness benefits it offers, a Caldera Spas pump is designed to provide it. We make sure it's easy for you to customize your massage so that it works specifically for you.

Innovative, high-quality components

Heaters, pumps and other components are designed so they're more efficient, robust and longer-lasting. A GFCI protected sub-panel is also included with each model with the exception of the Tarino™, Celio™, and Aventine®.



Advent touchscreen panel (Utopia® Series)



Advent control panel (Paradise® Series)



Auxiliary control panel (Utopia Series)

It's Easy to Keep Spa Water Fresh and Healthy

Until now, water care has been complicated, confusing and hard to manage. The revolutionary FreshWater™ Salt System makes water care simple and intuitive so you can relax and experience the full wellness benefits that come from daily immersion in hot water. Our unique and patent-pending salt system automatically generates chlorine, keeping water clean and fresh up to a full year*.

Water Care Like No Other



SIMPLE AND INTUITIVE

Easy-to-follow, on-screen instructions
No guess work, just consistent, trouble-free operation



LONGER-LASTING, NATURAL-FEELING WATER

Water lasts up to a full year when properly maintained
Gentle on eyes and skin
No harsh odors



EASY SPA OWNERSHIP

Water is always clean and ready to use
Worry-free water care so you can relax

How does it work?

The FreshWater Salt System uses a maintenance-free*, disposable cartridge to generate chlorine from salt. The cartridge lasts four months and can be easily replaced in seconds without tools or dealer assistance. Simply set the desired chlorine level with the touch of a button, and the system will automatically generate the appropriate amount of sanitizer, eliminating the guesswork of manual dosing. Pair the FreshWater Salt System with an anti-microbial Silver Ion Sanitizer for the ultimate fresh water experience.

With fewer additives needed, water can stay clean and fresh up to a full year* before needing to be drained and refilled.

**Factors such as bather load and water chemistry can impact water life. When the spa is properly maintained, a 3-pack of cartridges with the FreshWater Salt System will keep water clean and fresh up to a full year. Not available in Canada.*



Available on all Utopia® and Paradise® Series Spas



FROG® @ease® for Vacanza® Series Spas

The FROG @ease In-Line System with SmartChlor® Technology maintains crystal-clear water automatically. Pre-filled cartridges eliminate the guesswork and combine chlorine and minerals for carefree, self-regulating sanitization and balanced pH. Chemical odors are minimized, while minerals condition the water for a softer feel.

The @ease SmartChlor and Mineral Cartridges fit out of sight, in the spa's bar top, and chlorine is released slowly to maintain more consistent levels. Simply set the dial on the cartridges and insert them into the spa. Chlorine cartridges last up to four weeks, mineral cartridges last up to four months.*

**Not available in Canada.*

Also Available with Bromine
FROG Serene™ bromine and mineral cartridges are available to those who prefer an alternative to chlorine.



Best Prep for Clean Water

Make the most of your water care system with these chemical-free accessories to ensure you start with fresh, clean water in your spa.

Clean Screen®
Attach this pre-filter to your garden hose to remove organic contaminants, tannins, copper, iron and other metals from the water as you fill your spa.

Vanishing Act® or On The Go®
These calcium removers reduce buildup for softer-feeling water that's silkier on your skin. They protect your spa from the damaging effects of hard water.



Hot Tub Circuit Therapy®

When you workout in a gym with a personal trainer, he or she will create a plan that moves you from station to station with different exercises to give you a balanced, full-body workout that emphasizes all major muscle groups.

We've applied that same approach to massage. By configuring the jets in many Caldera® spa models, we make sure you get the same holistic, whole-body treatment.

Designed for Total Body Restoration

Each seat or position in a Caldera spa provides a deep massage to a different muscle group. As you move from seat to seat, jets focus on those groups, one at a time, including your neck and shoulders, the large muscles of your back, lower back, hamstrings, calves and feet.

Rotate through the circuit for total-body restoration or just concentrate on the areas that need the most attention. A Caldera spa is yours to personalize as you see fit.

1



UltraMassage®
Seat or Lounge (varies by model) for neck, shoulder and middle back massage.

2



Atlas® Neck Massage
A contoured pillow cradles your head while specialized, above water jets focus on neck and shoulders.

3



EcstaSeat®
Multiple jets focus on large muscles in your back. Select models work on wrists and calves.

4




Angled Calf Jets
Soothe muscles in the lower leg.


5



LumbarSsage® Seat
A unique jet configuration relieves tension and pain in your back's lumbar region.



6



Hip Jets
In Niagara®, Geneva®, Cantabria®, and Florence® these jets work an often overlooked stress point and enhance movement there.

7



Sole Soothers®
Jets stimulate and revive the muscles in your feet that bear your full weight all day.

8



Euphoria® Jets
These jets provide a deep, penetrating massage to thighs, knees, calves, and feet (two in most Utopia® models).



Discover Your Perfect Fit

Everyone has their own vision of what owning a hot tub will be like. So we know your perfect Caldera® spa "fit" is as individual as you. Whatever your needs and preferences, let us help you discover the spa that will help create your perfect "Caldera moment."

What's the Best Way to Discover the Right Spa?

Owning and maintaining a Caldera® spa is easy—and our expert Caldera retailers make buying and owning a hot tub even easier. Knowledgeable, caring and helpful, your local retailer will listen and answer every question. Schedule a free test soak and discover the fit that's right for you.

Caldera quality

Each Caldera spa series offers models with a distinct level of value and features. And all Caldera spas are designed with our signature combination of Pure Comfort®, design, and performance to deliver optimal self-care and daily renewal.

Hallmark features:

- Beautiful interior acrylic shell, hand-crafted with our three-layer DuraBond system for strength
- Superior strength and design appeal of the Avante™ all-climate cabinetry on Utopia® Series models
- Durable, low-maintenance EcoTech® cabinets on Paradise® and Vacanza® Series spas
- Quiet and energy-efficient EnergyPro® system to minimize operating costs
- Energy-efficient and environmentally responsible proprietary FiberCor® insulation
- Integrated, low-maintenance water care systems

Utopia® Series

An exclusive combination of high-performance details make each Utopia spa a hydrotherapy powerhouse that's easy to use with low operating costs. It's the most ideal personal care experience, and a visually stunning backyard focal point. Every model is ready to use with our simple and intuitive FreshWater™ Salt System for longer lasting, natural feeling water.

Paradise® Series

The high-quality Paradise Series models offer a blend of mid-range premium options and functions for complete restorative relaxation, and can also be paired with the FreshWater Salt System.

Vacanza® Series

The Vacanza Series models combine many signature Caldera comfort and quality features, delivering daily renewal at a great value.

UTOPIA® SERIES



- Cantabria®** 9' x 7'7" x 38" Seats 8 Adults
- Geneva®** 7'5" x 7'5" x 38" Seats 6 Adults
- Niagara®** 7'5" x 7'5" x 38" Seats 7 Adults
- Tahitian®** 7' x 7' x 36" Seats 6 Adults
- Florence®** 7' x 7' x 36" Seats 6 Adults
- Provence®** 6'6" x 7' x 35" Seats 4 Adults

PARADISE® SERIES



- Makena®** 7'5" x 7'5" x 36" Seats 6 Adults
- Salina®** 7'5" x 7'5" x 36" Seats 7 Adults
- Reunion™** 7' x 7' x 36" Seats 7 Adults
- Seychelles™** 7' x 7' x 36" Seats 6 Adults
- Martinique®** 7'5" x 6'4" x 34" Seats 5 Adults
- Kauai®** 7' x 5'5" x 29.5" Seats 3 Adults

VACANZA® SERIES



- Palatino®** 7'5" x 7'5" x 38.5" Seats 6 Adults
- Marino®** 7' x 7' x 36" Seats 6 Adults
- Vanto®** 7' x 7' x 36" Seats 7 Adults
- Tarino™** 6'10" x 6'10" x 33" Seats 5 Adults
- Celio™** 7' x 5'5" x 29" Seats 3 Adults
- Aventine®** 5'4" x 5'4" x 29" Seats 2 Adults

THE UTOPIA® SERIES

Utopia Series Spas: All You Need to Relax

The transformational design of the Utopia® Series spas has unique sculptural detailing unlike anything on the market. Its Avante™ all-weather cabinet is as durable as it is enduring in its beauty. It is designed to withstand harsh sun and snowy winter conditions and still look as good as new year-round.

Comfort enhancements

Comfort is essential to wellness. It's what allows you to begin releasing tension and stress, both mentally and physically. Each of our six Utopia Series models have up to eight Hot Tub Circuit Therapy® stations so you can focus your massage experience on the areas that need attention.

You'll sit comfortably in the deep seats and spacious interior to focus on enjoying the rejuvenating jet action on your back, hips, thighs, calves and feet. Specialized jets include the UltraMasseuse® system, OrbiSsage® rotating jets, hip jets, and the Atlas® Neck Massage system.



Most Utopia models feature two Euphoria® jets in the footwell that can work independently or together to deliver a powerful restorative massage to the feet and legs. It's an experience that will help you fully power down and recharge.

Performance enhancements

Utopia Series spas are remarkable for their power and efficiency. They're also remarkably easy to care for and use. Each Utopia model comes ready to use the FreshWater™ Salt System, our easiest and most effective water care option. The 100-square-foot filter requires only infrequent cleaning or changing. A thermal isolated base pan protects your spa components and prevents your spa from losing energy through contact with the ground. Finally, the intuitive Advent® touchscreen LCD control panel lets you make precise adjustments to your water temperature, jets, and lighting with ease.



The FreshWater™ Salt System reduces the amount of time spent on water care, so you can relax and experience the wellness benefits of daily hot tub use.

1. Bar top has crisp lines with large flat surfaces and more room to set a drink.
2. A functional diagnostic logo light shows that the spa is working at the proper temperature and whether it needs servicing.
3. The filter grate design hides the compartment and reduces noise.
4. The ABS base pan beautifully frames the bottom of the spa and minimizes ground contact to protect components, improve energy efficiency, and add support.
5. FreshWater™ Salt System for longer lasting, natural feeling water.
6. Durable and innovative, the Avante™ cabinet is a lightweight yet extremely durable "floating façade" available in three earth mineral hues.
7. Integrated cabinet lighting brightens all four corners and the surrounding area. The lighting can be set to automatically come on at the same time every evening.

CANTABRIA®



Seats 8 Adults
9' x 7'7" x 38"
74 Jets

GENEVA®



Seats 6 Adults
7'5" x 7'5" x 38"
55 Jets

NIAGARA®



Seats 7 Adults
7'5" x 7'5" x 38"
52 Jets

TAHITIAN®



Seats 6 Adults
7' x 7' x 36"
48 Jets

FLORENCE®



Seats 6 Adults
7' x 7' x 36"
46 Jets

PROVENCE®



Seats 4 Adults
6'6" x 7' x 35"
43 Jets

UTOPIA® SERIES
CANTABRIA®

The spacious Cantabria, our signature hot tub, redefines hydrotherapy. It comfortably fits eight adults and features the UltraMassage® lounge with the customizable UltraMasseuse® System. This jetting system will make you feel like royalty as you create your personal spa experience with six different jet sequences and three speeds.



UTOPIA® SERIES
GENEVA®

The Geneva is a luxury hot tub featuring a spacious interior that seats six adults. The comfortable UltraMassage® lounge and dual Euphoria® massage jets provide the ultimate powerful massage to thighs, knees, calves, and relieves tired feet.



Spa Features and Enhancements

Seats 8, with lounge
74 Jets
9' x 7'7" x 38" / 274 cm x 231 cm x 97 cm
615 gallons / 2,325 liters

FreshWater™ Salt System Ready

8 Hot Tub Circuit Therapy® Stations
UltraMasseuse System with 6 Jetting Sequences & 3 Speeds
Atlas® Neck Massage System
Calf, Hip & Foot Jets

Two Aquarella® Waterfalls with LED lighting

EnergyPro® Circulation Pump for quiet continuous filtration
ABS Base Pan for enhanced energy efficiency
SpaGlo® Multi-Zone Lighting
Exterior corner lights
Diagnostic Logo Light
3 Jet Pumps

ProLift® III cover lifter included

See pages 56-61 for full product specifications.

Shown with Arctic White shell (above), Arctic White shell and Slate cabinet (below).



“ A truly remarkable piece of equipment. The jets are strategically placed for all parts of your body. The massage lounge is heaven.”

— Cantabria Owner
Boiling Springs, PA

Spa Features and Enhancements

Seats 6, with lounge
55 Jets
7'5" x 7'5" x 38" / 226 cm x 226 cm x 97 cm
410 gallons / 1,550 liters

FreshWater™ Salt System Ready

8 Hot Tub Circuit Therapy® Stations
Atlas® Neck Massage System
Calf, Hip & Foot Jets

Aquarella® Waterfall with LED lighting

EnergyPro® Circulation Pump for quiet continuous filtration
ABS Base Pan for enhanced energy efficiency
SpaGlo® Multi-Zone Lighting
Exterior corner lights
Diagnostic Logo Light
2 Jet Pumps

See pages 56-61 for full product specifications.

Shown with Arctic White shell (above), Arctic White shell and Sand cabinet (below).



“ The Geneva is the latest of several spas we have owned, and by far the best. Comfortable, relaxing, and energy-efficient.”

— Geneva Owner
Lockport, NY

UTOPIA® SERIES
NIAGARA®

If you're looking for a spa that comfortably accommodates friends and family, seating seven adults, the Niagara hot tub is a crowd pleaser. The only Utopia® model with his and her EcstaSeats®, this spa is versatile, powerful, and an exceptional performer.



UTOPIA® SERIES
TAHITIAN®

Many describe the Tahitian hot tub as "just right." Whether you are planning a party or looking to complement your workout routine, the lounge model Tahitian spa won't disappoint. Relax in this hot tub knowing that it's loaded with hydrotherapy features that you'll enjoy day-in and day-out.



Spa Features and Enhancements

Seats 7
52 Jets
7'5" x 7'5" x 38" / 226 cm x 226 cm x 97 cm
400 gallons / 1,525 liters

FreshWater™ Salt System Ready

7 Hot Tub Circuit Therapy® Stations
2 Atlas® Neck Massage Systems
Calf & Hip Jets

Aquarella® Waterfall with LED lighting

EnergyPro® Circulation Pump for quiet continuous filtration
ABS Base Pan for enhanced energy efficiency
SpaGlo® Multi-Zone Lighting
Exterior corner lights
Diagnostic Logo Light
2 Jet Pumps

See pages 56-61 for full product specifications.

Shown with Arctic White shell (above), Arctic White shell and Brownstone cabinet (below).



“ I have used the Niagara for the last 6 years and absolutely love it. It is the perfect relaxation tub for teenagers and an awesome therapy tub. ”

– Niagara Owner
Jackson Hole, WY

Spa Features and Enhancements

Seats 6, with lounge
48 Jets
7' x 7' x 36" / 213 cm x 213 cm x 91 cm
375 gallons / 1,425 liters

FreshWater™ Salt System Ready

7 Hot Tub Circuit Therapy® Stations
Atlas® Neck Massage System
Calf & Foot Jets

Aquarella® Waterfall with LED lighting

EnergyPro® Circulation Pump for quiet continuous filtration
ABS Base Pan for enhanced energy efficiency
SpaGlo® Multi-Zone Lighting
Exterior corner lights
Diagnostic Logo Light
2 Jet Pumps

See pages 56-61 for full product specifications.

Shown with Arctic White shell (above), Arctic White shell and Slate cabinet (below).



“ After two full years of use on an almost nightly basis, I still love it and have not had a single service issue or problem. It is worth every penny. ”

– Tahitian Owner, CT

UTOPIA® SERIES
FLORENCE®

The thoughtful open seat design of this 7' spa that seats six adults makes it an ideal spa for entertaining friends or spending time with family. With 46 therapy jets and an Atlas® Neck Massage System, it's also perfect for enjoying a daily 20-Minute Renewal® soak alone.



UTOPIA® SERIES
PROVENCE®

The Provence is a patio-size spa featuring "his and her" lounges and seating for up to 4 adults. Its smaller profile makes it ideal for couples looking for a high-performance, luxury spa to fit a compact space. The spa fits through most exterior standard doorways for convenient installation.



Spa Features and Enhancements

Seats 6
46 Jets
7' x 7' x 36" / 213 cm x 213 cm x 91 cm
360 gallons / 1,362 liters

FreshWater™ Salt System Ready

7 Hot Tub Circuit Therapy® Stations
Atlas® Neck Massage System
Calf, Hip, & Foot Jets

Aquarella® Waterfall with LED lighting

EnergyPro® Circulation Pump for quiet continuous filtration
ABS Base Pan for enhanced energy efficiency
SpaGlo® Multi-Zone Lighting
Exterior corner lights
Diagnostic Logo Light
2 Jet Pumps

Shown with Arctic White shell (above), Arctic White shell and Slate cabinet (below).



“ Staying hydrated helps you manage weight, lowers risk of heart attack, moisturizes your skin and increases its elasticity, and lubricates joints. ”

—Source: Livestrong.org

Spa Features and Enhancements

Seats 4, with double lounge
43 Jets
6'6" x 7' x 35" / 198 cm x 213 cm x 89 cm
265 gallons / 1,005 liters

FreshWater™ Salt System Ready

6 Hot Tub Circuit Therapy® Stations
Atlas® Neck Massage System
Calf & Foot Jets

Aquarella® Waterfall with LED lighting

EnergyPro® Circulation Pump for quiet continuous filtration
ABS Base Pan for enhanced energy efficiency
SpaGlo® Multi-Zone Lighting
Exterior corner lights
Diagnostic Logo Light
2 Jet Pumps

Shown with Arctic White shell (above), Arctic White shell and Slate cabinet (below).



“ Relaxation and general stress relief are among the many benefits your hot tub offers. Stepping out of the cold morning air and into warm, softly-bubbling water is enough to wash away your concerns and help you prepare for a productive day. ”

—Source: Caldera Wellness Blog

See pages 56-61 for full product specifications.

See pages 56-61 for full product specifications.

THE PARADISE® SERIES



Versatile Spas Designed with Your Well-being in Mind

Our Paradise® Series is known for its versatility, premium range of options, and robust performance. In addition to its energy-efficient EnergyPro® system, its design enhancements include an intuitive control panel, contemporary jet face design, and beautiful interior and exterior color options. The series includes six models, sized for three to seven adults.

Performance features

Like all Caldera® spas, the Paradise models feature performance innovations such as our exclusive energy-efficient FiberCor® insulation, DuraBond reinforced shell and a durable, low-maintenance EchoTech® cabinet. All Paradise Series spas feature the simple and intuitive FreshWater™ Salt System that drastically reduces the amount of time spent on water care. The LCD Control Panel is more intuitive to use than ever before, giving you simple control of jets, lighting, optional wireless sound system and optional FreshWater Salt System.

Comfort and design features

Each Paradise model includes massage jets specially configured for Hot Tub Circuit Therapy® to maximize relief of tired muscles. Favorites include the EcstaSeat®, a powerful Euphoria® jet, and the stimulating Sole Soothers® foot jets (varies by model). Conveniently placed diverters allow you to adjust and direct jet pressure to the seats of your choice. Subtle style details throughout each Paradise model create a special ambiance, including the illuminated Acquarella® waterfall, handrail, and flush-mount speakers on entertainment-ready spas.

MAKENA®



Seats 6 Adults
7'5" x 7'5" x 36"
46 Jets

SALINA®



Seats 7 Adults
7'5" x 7'5" x 36"
40 Jets

REUNION™



Seats 7 Adults
7' x 7' x 36"
38 Jets

SEYCHELLES™



Seats 6 Adults
7' x 7' x 36"
43 Jets

MARTINIQUE®



Seats 5 Adults
7'5" x 6'4" x 34"
34 Jets

KAUAI®



Seats 3 Adults
7' x 5'5" x 29.5"
31 Jets

PARADISE SERIES
MAKENA

The Makena, a full-featured, full-sized lounge spa model in the popular Paradise® Series, is perfect for daily personal care, family time, and entertaining. The Makena features our signature comfort, performance, and design amenities including 46 jets, 12 Points-of-light, a backlit Aquarella® waterfall, and seating for up to 6 adults.



PARADISE SERIES
SALINA

The Salina is a paradise found. The comfort-styled open seat spa is roomy enough for seven. Its spacious two-level footwell features the powerful Euphoria® jet for multi-position enjoyment. With 40 jets and two, 2.5 HP ReliaFlo® jet pumps onboard, this hot tub is a power-packed massage "machine."



Spa Features and Enhancements

Seats 6, with lounge
46 Jets
7'5" x 7'5" x 36" / 226 cm x 226 cm x 91 cm
395 gallons / 1,500 liters

FreshWater™ Salt System Ready

6 Hot Tub Circuit Therapy® Stations
Calf & Foot Jets

Aquarella® Waterfall with LED lighting

EnergyPro® Circulation Pump for quiet continuous filtration
SpaGlo® 12 Interior Points-of-light
2 Jet Pumps

Shown with Arctic White shell (above), Arctic White shell and Ash cabinet with medium oak and brushed nickel accent (below).



“ There are so many different configurations for running the jets and moving about in the spa. Its sculptured shape is very welcoming. ”

– Makena Owner
Springville, AL

See pages 56-61 for full product specifications.

Spa Features and Enhancements

Seats 7
40 Jets
7'5" x 7'5" x 36" / 226 cm x 226 cm x 91 cm
420 gallons / 1,600 liters

FreshWater™ Salt System Ready

4 Hot Tub Circuit Therapy® Stations
Calf & Foot Jets

Aquarella® Waterfall with LED lighting

EnergyPro® Circulation Pump for quiet continuous filtration
SpaGlo® 12 Interior Points-of-light
2 Jet Pumps

Shown with Arctic White shell (above), Arctic White shell and Java cabinet with dark oak and copper accent (below).



“ Jets are great and the foot well jet is just wonderful. That was the selling point for us. ”

–Salina Owner, MI

See pages 56-61 for full product specifications.

PARADISE SERIES
REUNION™

The Reunion is so easy to maintain, you'll feel like you're on vacation every day. This open seat spa for 7 is an ideal retreat for connecting with loved ones and features two pumps, 38 hydrotherapy jets and 5 Hot Tub Circuit Therapy® stations for a full body massage experience.



PARADISE SERIES
SEYCHELLES™

The Seychelles is a mid-sized lounge spa for 6 that boasts a spacious interior, versatile seating and an ample footwell featuring the unique Euphoria® Jet massage and Sole Soothers®. With 43 hydrotherapy jets, this dual pump spa offers a powerful hydrotherapy experience.



Spa Features and Enhancements

Seats 7
38 Jets
7' x 7' x 36" / 213 cm x 213 cm x 91 cm
350 gallons / 1,325 liters

FreshWater™ Salt System Ready

5 Hot Tub Circuit Therapy® Stations
Calf & Foot Jets

Aquarella® Waterfall with LED lighting

EnergyPro® Circulation Pump for quiet continuous filtration
SpaGlo® 12 Interior Points-of-light
2 Jet Pumps

Shown with Arctic White shell (above), Arctic White shell and Parchment cabinet with aspen and light copper accent (below).



“ A day doesn't go by that my spouse doesn't say 'This is the best purchase we ever made.' And I agree! ”

— Caldera Spas Owner
Central Illinois

See pages 56-61 for full product specifications.

Spa Features and Enhancements

Seats 6, with lounge
43 Jets
7' x 7' x 36" / 213 cm x 213 cm x 91 cm
330 gallons / 1,250 liters

FreshWater™ Salt System Ready

6 Hot Tub Circuit Therapy® Stations
Calf & Foot Jets

Aquarella® Waterfall with LED lighting

EnergyPro® Circulation Pump for quiet continuous filtration
SpaGlo® 12 Interior Points-of-light
2 Jet Pumps

Shown with Arctic White shell (above), Arctic White shell and Ash cabinet with medium oak and brushed nickel accent (below).



“ Our Caldera hot tub has changed our nights! Instead of going out or watching TV we relax and soak in our hot tub, then hit the bed for a great night's sleep. ”

—Caldera Spas Owner
Swedesboro, NJ

See pages 56-61 for full product specifications.

PARADISE SERIES
MARTINIQUE®

The Martinique is spacious and contemporary. Its sculpted shape is like an island retreat—welcoming and inviting. The spa's contoured look features a roomy lounge with an expanded leg area and FootRidge® enhancements. With a generous jetting system, the Martinique takes relaxation to a new level.



Spa Features and Enhancements

- Seats 5, with lounge
- 34 Jets
- 7'5" x 6'4" x 34" / 226 cm x 193 cm x 87 cm
- 285 gallons / 1,080 liters

- FreshWater™ Salt System Ready

- 5 Hot Tub Circuit Therapy® Stations
- Calf & Foot Jets

- Aquarella® Waterfall with LED lighting

- EnergyPro® Circulation Pump for quiet continuous filtration
- SpaGlo® 10 Interior Points-of-light
- 2 Jet Pumps

See pages 56-61 for full product specifications.

PARADISE SERIES
KAUAI®

Named for an island popular among vacationers, the Kauai redefines easy living. The Kauai hot tub seats 3 adults and features the UltraMassage® lounge and EcstaSeat®. Powerful spa jets and conversation seating makes the Kauai a popular 3 person hot tub. With 24 Euro jets, 5 VersaSsage® jets and a powerful ReliaFlo® 2.0 HP pump, the Kauai is a powerhouse of pleasure.



Spa Features and Enhancements

- Seats 3, with lounge
- 31 Jets
- 7' x 5'5" x 29.5" / 213 cm x 165 cm x 75 cm
- 230 gallons / 875 liters

- FreshWater™ Salt System Ready

- 5 Hot Tub Circuit Therapy® Stations
- Calf & Foot Jets

- EnergyPro® Circulation Pump for quiet continuous filtration
- SpaGlo® 7 Interior Points-of-light
- 1 Jet Pump

See pages 56-61 for full product specifications.

Shown with Arctic White shell (above), Arctic White shell and Java cabinet with dark oak and copper accent (below).



“ My Martinique spa is the most therapeutic and relaxing comfort I enjoy every day. For value and outstanding quality, you cannot go wrong with a Caldera.”

— Martinique Owner
 Medford, OR

Shown with Arctic White shell (above), Arctic White shell and Parchment cabinet with aspen and light copper accent (below).



“ Easy to maintain, easy to use. Fits perfectly on our deck. We love it! ”

—Kauai Owner, MI

THE VACANZA® SERIES

The Wellness Benefits of a Caldera® Spa at a Great Value

The Vacanza® Series gives you access to the wellness and renewal benefits of a hot tub at a great value. Like all our hot tubs, Vacanza models include hydrotherapy jets that target major muscle groups to work away stress so you emerge fully rejuvenated.

These streamlined spas are ergonomically designed to cradle your body and feature a uniquely textured Foot Ridge® that lets you stay securely in your seat, helping you relax, especially when enjoying powerful jets. The sight and sound of the Acquarella® waterfall delights the senses and offers a peaceful meditative background.

All Vacanza Series spas are crafted for durability so you can enjoy them every day. Its features include:

- Integrated FROG® @ease in-line water care system
- Energy-efficient FiberCor® insulation
- Durable, low-maintenance EcoTech® cabinet
- 115v/20 amp plug-in (Tarino™, Celio™, and Aventine® models)



PALATINO®



Seats 6 Adults
7'5" x 7'5" x 38.5"
45 Jets

MARINO®



Seats 6 Adults
7' x 7' x 36"
35 Jets

VANTO®



Seats 7 Adults
7' x 7' x 36"
35 Jets

TARINO™



Seats 5 Adults
6'10" x 6'10" x 33"
23 Jets

CELIO™



Seats 3 Adults
7' x 5'5" x 29"
18 Jets

AVENTINE®



Seats 2 Adults
5'4" x 5'4" x 29"
14 Jets

VACANZA® SERIES
PALATINO®



The Palatino spa seats six adults, features the Acquarella® waterfall, and has 45 powerful hydromassage jets. This value-priced hot tub is stylish and spacious.

Shown with Arctic White shell (above), Arctic White shell and Parchment cabinet (below).



Spa Features and Enhancements

Seats 6, with lounge
45 Jets
7'5" x 7'5" x 38.5" / 226 cm x 226 cm x 98 cm
400 gallons / 1,525 liters

FROG® @ease® In-Line Cartridge Ready

5 Hot Tub Circuit Therapy® Stations

Aquarella® Waterfall

Mystique® Interior Points-of-light
2 Jet Pumps

See pages 56-61 for full product specifications.

VACANZA® SERIES
MARINO®



Six adults fit comfortably in the Marino, a popular Vacanza® Series spa with 35 hydromassage jets and a surprising range of features that make caring for and enjoying your hot tub a simple pleasure.

Shown with Arctic White shell (above), Arctic White shell and Ash cabinet (below).



Spa Features and Enhancements

Seats 6, with lounge
35 Jets
7' x 7' x 36" / 213 cm x 213 cm x 91 cm
360 gallons / 1,375 liters

FROG® @ease® In-Line Cartridge Ready

3 Hot Tub Circuit Therapy® Stations

Aquarella® Waterfall

Mystique® Interior Points-of-light
2 Jet Pumps

See pages 56-61 for full product specifications.

VACANZA® SERIES
VANTO®



A non-lounge hot tub, the Vanto model features the stylish design and powerful spa jetting system found on all Vacanza Series hot tubs.

Shown with Arctic White shell (above), Arctic White shell and Java cabinet (below).



Spa Features and Enhancements

Seats 7
35 Jets
7' x 7' x 36" / 213 cm x 213 cm x 91 cm
375 gallons / 1,425 liters

FROG® @ease® In-Line Cartridge Ready

3 Hot Tub Circuit Therapy® Stations

Aquarella® Waterfall

Mystique® Interior Points-of-light
2 Jet Pumps

See pages 56-61 for full product specifications.

VACANZA® SERIES
TARINO™



This unique double-lounge spa offers targeted therapeutic renewal at a great value. The Tarino seats 5 and features 115v / 230v convertible electrical configuration, 23 powerful jets, a waterfall, and lights. It's the perfect spa for a couple or small family.

Shown with Arctic White shell (above), Arctic White shell and Parchment cabinet (below).



Spa Features and Enhancements

Seats 5, with double lounge
23 Jets
6'10" x 6'10" x 33" / 208 cm x 208 cm x 84 cm
310 gallons / 1,175 liters

FROG® @ease® In-Line Cartridge Ready

3 Hot Tub Circuit Therapy® Stations

Aquarella® Waterfall

Mystique® Interior Points-of-light
1 Jet Pump

See pages 56-61 for full product specifications.



The unique seating arrangement of the Celio™ makes it the perfect spot for conversation or relaxing and features 18 jets with a convertible 115 / 230v electrical configuration.

The Aventine® hot tub has been specially designed for small spaces, fits exceptionally well in a corner, and features a 115/230v convertible electrical configuration. So tuck it away and enjoy a wonderful hydromassage experience in this two-person hot tub.

Shown with White Pearl shell (above), Arctic White shell and Ash cabinet (below).

Shown with Arctic White shell (above), Arctic White shell and Java cabinet (below).



Spa Features and Enhancements

Seats 3
18 Jets
7' x 5'5" x 29" / 213 cm x 165 cm x 74 cm
230 gallons / 875 liters

FROG® @ease® In-Line Cartridge Ready

2 Hot Tub Circuit Therapy® Stations

Mystique® Interior Points-of-light
1 Jet Pump

See pages 56-61 for full product specifications.

Spa Features and Enhancements

Seats 2
14 Jets
5'4" x 5'4" x 29" / 162 cm x 162 cm x 74 cm
150 gallons / 575 liters

FROG® @ease® In-Line Cartridge Ready

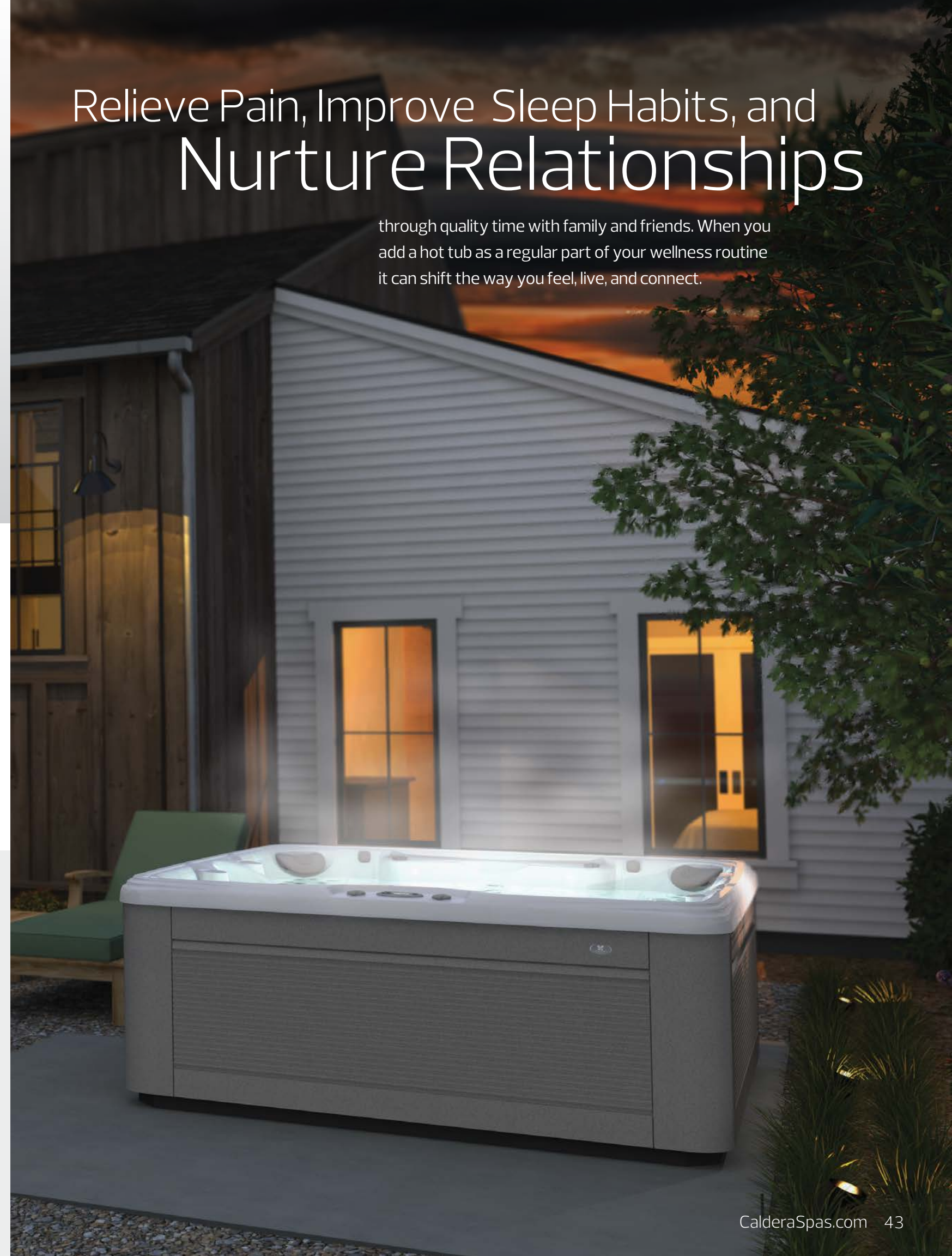
2 Hot Tub Circuit Therapy® Stations

Blue LED Main Light
1 Jet Pump

See pages 56-61 for full product specifications.

Relieve Pain, Improve Sleep Habits, and Nurture Relationships

through quality time with family and friends. When you add a hot tub as a regular part of your wellness routine it can shift the way you feel, live, and connect.



Design Palette




Colors that Blend with Your Life and Your Surroundings

Choose the color of your new spa's hand-crafted, three-layered DuraBond shell, EcoTech® or Avante™ cabinet, and cover to coordinate your spa with your house, patio, or whatever area you wish. We'll build your spa to the combination you choose.

- 1 Choose your shell color**
Paradise® and Vacanza® Series spas are available in up to five contemporary colors, featuring either a smooth or textured finish. Selection varies by model.
- 2 Choose your cabinet color**
Paradise and Vacanza Series spas have a low-maintenance, durable EcoTech spa cabinet that combines a contemporary look with reinforced polymers. EcoTech is backed by up to a three-year warranty.
- 3 Choose your cover color**
Caldera® spa covers, with their integrated cover lifter bar, deliver safety and energy efficiency. Color-coordinated with the spa cabinets, our covers feature dense foam insulation wrapped in durable marine-grade vinyl, and include ASTM-compliant child-safety locks.

The Utopia® Series


SHELL



CABINET




COVER



Additional charges may apply to particular combinations. See dealer for details.

Paradise® and Vacanza® Series


SHELL



** Aventine® only available in Arctic White and Desert.*

Additional charges may apply to particular combinations. See dealer for details.

PARADISE CABINET



VACANZA CABINET



COVER



Energy-efficient Innovations Save You Money Every Day



Better for the Environment

Why put so much effort and engineering into making a hot tub so highly energy-efficient? Because it's the right thing to do. It's better for the planet and it's better for your budget.

When it comes to a hot tub, "energy efficiency" translates directly to lower operating costs. In fact, saving money on a model that's not energy efficient could wind up costing you much more over the life of the spa.

That's why we've committed our design and engineering resources to making Caldera® Spas one of the most energy-efficient hot tubs available. Just like the wellness benefits you get from our hot tubs, the savings you get from choosing Caldera will add up every day.

EnergyPro® technology

The innovative EnergyPro system in our Utopia® and Paradise® Series models keeps water hot and always ready for use while meeting the most stringent energy standards established by the California Energy Commission for portable spas. The EnergyPro circulation pump operates continually at very low wattage to filter water. Heater use is reduced, because 80 percent of the energy used to operate the pump is transferred back to the water as heat.

Custom high-density covers

We custom-build our covers to the exact measurements of our spas to ensure a tight seal between the bar top and cover for optimum energy efficiency. The full-foam cover is wrapped in durable, marine-grade vinyl and includes child safety locks. All our covers are UL listed in compliance with ASTM standards.



FiberCor® An innovation in hot tub energy efficiency

Caldera spas are insulated with proprietary FiberCor® insulation that has four times the density of the urethane foam used in most hot tubs. This industry breakthrough insulation is completely recyclable, 100% non-petroleum based and is free of harmful emissions. As a result, FiberCor provides superior insulation, improves hot tub performance, lowers energy costs, and is better for the environment.

The Essentials that Every Spa Needs

A cover lifter is an essential spa accessory that protects your spa, the cover, and your investment. Designed to allow one person to effortlessly fold the cover back and out of the way, a lifter makes it easy for you to be in your spa in seconds, enjoying all the benefits of a daily 20-minute soak.

Without a lifter, your cover could be damaged as you take it on and off. That damage can affect the cover's energy efficiency and wind up costing you money in

energy bills. And anecdotal evidence suggests you'll tend to use your hot tub much less if getting the cover off and on is difficult and time-consuming.

Designed to integrate seamlessly with Caldera® spas, we offer four ProLift® Cover Lifter options that protect your cover and are easy to use. Talk to your dealer to see which is right for your model of spa and your needs.



ProLift

The ProLift (*not available on Utopia® Series spas*) attaches to both cover and cabinet and has a built in safety lock. Requires 14" minimum clearance.



ProLift II

The ProLift II uses a single pneumatic gas shock for smooth operation. Requires 24" minimum clearance.



ProLift III

Our best lifter, the ProLift III has two pneumatic gas shocks to provide smooth, quiet operation. Very little effort is required to remove or replace the cover, even on larger spa models, because the shocks do the heavy lifting. Requires 24" minimum clearance.



ProLift IV

For decks, gazebos, or other areas where clearance is limited, the ProLift IV enables you to position the cover vertically, just behind the spa. Requires 7" minimum clearance.



Umbrella

Protect yourself from direct sunlight or rain with our large 9'8" diameter umbrella. The umbrella pivots to cover the spa or your patio. The base slips securely under the spa cabinet for stability. Umbrella available in Crème or Navy.

Handrail

Our handrail is ideal for children, seniors or anyone who wants to feel more secure getting in or out of their spa. The baseplate slips securely under the spa cabinet for stability, and the curved rail pivots for entrance or exit. For added safety, the handrail is illuminated with an LED light.

Towel tree

Hang towels or robes while you take a rejuvenating soak. Made with weather-resistant, powder-coated aluminum.

Steps



Avante™

These two-tiered steps match the Avante all-weather cabinet on our Utopia® models. Available in Slate, Sand and Brownstone.



EcoTech®

Our durable EcoTech steps are made from the same weather-resistant material used to construct our exterior cabinets. Available in Ash, Java, and Parchment.



Polymer

This economical step is durable, lightweight and made of recycled materials. Available in Ash, Java, and Parchment.

Actual clearance may vary depending on spa model and location

Enhance Your Sense of Calm and Well-being with Just the Right Light

Part of the wellness equation involves creating the right frame of mind, whether you're trying to achieve a state of deep relaxation or a lively setting. Color and lighting are great for creating the ideal environment, especially at night. Adjust the intensity and color rotation to create the ideal evening mood.



SpaGlo® Multi-Zone LED Lighting with Pin-Point Lighting *Utopia® Series*

The SpaGlo system in our Utopia Series models includes six colors that accent individual zones throughout the spa, such as the bar top, footwell, waterfall, points of light and exterior corners. All the zone lighting is adjustable. We've enhanced the system with pin-

point lighting that highlights selected areas of the spa, including the Euphoria® jets in the footwell of all models. In addition to their interior lighting, the Utopia Series models feature corner and perimeter lighting that intensifies the beauty of the area immediately surrounding your spa.


LED Points of Light System *Paradise® and Vacanza® Series*

The Caldera Points of Light System casts a reflective glow throughout the footwell, interior and water edge of your spa. Set it to reveal the color of your choice or to reveal a slowly rotating display of all six colors.



Did you know yellow is the color of optimism?
For insights about how color may influence mood, check out our blog.

An array of mood-enhancing colors let you add ambiance at night



Nothing Enhances Your Relaxation Like High-quality Sound



Add music to any Caldera® spa

Music has the ability to enhance or create nearly any mood. For the ideal setting in or around a hot tub, it's important to have components designed to deliver high fidelity sound in a wet, outdoor environment. We offer a range of integrated music options so that you can find the entertainment system that works best for you.

If you love to relax to music, be sure to order your Caldera® Spas hot tub with integrated speakers that are factory-installed and thoughtfully placed within the spa shell for superior sound quality. Upgrade your system with an internally mounted subwoofer to enhance the low-range bass and volume. Every Caldera Spas Wireless Sound System lets you adjust volume, bass, treble and balance from controls on the spa.

Bluetooth®

Wireless sound system with Bluetooth®


Our Bluetooth music options heighten your spa enjoyment and help you unwind as you relax or enjoy a massage for your tired muscles. Stream music live or play from your own music library.



To relax, try the 4-7-8 Relaxing Breath Exercise. Press your tongue to the roof of your mouth with the tip of your tongue near the base of your front teeth. Breathe in through your nose slowly to a count of 4. Hold your breath for a count of 7. Exhale through your mouth for a slow count of 8. As you exhale with your tongue pressed against the roof of your mouth, make a soft "wooshing" sound. Keep the tip of your tongue in the same position throughout. Repeat the cycle four times. This twice-a-day exercise is a "natural tranquilizer" for the nervous system.


Source: Dr. Andrew Weil, M.D.

Series Speakers




Utopia® Series

Music-ready Utopia models include low-profile integrated speakers that surround the contoured pillow headrests for high quality sound.



Paradise® Series

Music-ready Paradise models include sleek speakers thoughtfully placed on the spa shell.



Vacanza® Series

Most Vacanza models can be ordered music-ready to include integrated speakers.

Monitor and Control Your Spa from Anywhere in the World



With the Connexion® Remote Spa Monitoring System, you and your local dealer can monitor the status of your hot tub from nearly anywhere in the world using a smartphone or tablet.

The system provides real-time information and control of spa functions. With VirtualValet™ and a subscription service, your local dealer can receive alerts from the system and respond when issues arise.

The Connexion subscription service makes it much easier to maintain your spa when you're away. It's especially helpful for a spa at a vacation home or cabin, or to help frequent travelers monitor a spa from anywhere.

Connexion offers more than just information and real-time alerts if there's a problem. It also allows you to control select spa functions remotely.

Best of all, Connexion gives you the peace of mind that your spa is working properly and will be serviced when needed. The Connexion Remote Spa Monitoring System is available as a dealer-installed option on all Caldera® spa models.



Get More Use from Your Hot Tub During Hot Summer Months



While many hot tub users prefer to keep their spa water hot year round, some people want to cool down in their spa during summer. Now Caldera® Spas offers a way to cool down and get more use from your hot tub during those months. With the CoolZone™ Hot Tub Cooling System, your Caldera Spas hot tub can both cool and heat spa water, something not possible with most hot tubs. It works much like an air conditioner, cooling spa water to as low as 60 degrees. When you're ready to heat the water again, the system works in conjunction with your heater to efficiently raise water temperature in just a few hours.

Energy-efficient

The CoolZone system is highly efficient and can improve the energy use of your hot tub during normal operation because it can reduce the amount of time the heater needs to run. Over time, it can reduce your operating costs and save you money.

Therapeutic benefits

A cold soak can help muscle recovery by reducing swelling caused during a strenuous workout. When you leave the water, muscles warm up, bringing oxygenated blood back in to help muscles recover. Later, the CoolZone system can raise the spa water temperature to provide the benefits of hot water immersion, bringing more oxygenated blood to tissues, and increasing flexibility.

Family benefits

A hot tub can enhance communication within a family with more time together, free of distractions. By creating a cool getaway during a hot summer day, your Caldera spa can become a great place for a family to gather, cool off, and relax.



| | CANTABRIA® | GENEVA® | NIAGARA® | TAHITIAN® |
|--|---|--|--|--|
| Seat Capacity | 8 adults | 6 adults | 7 adults | 6 adults |
| Dimensions (Subject to change) | 9' x 7'7" x 38" 274cm x 231cm x 97cm | 7'5" x 7'5" x 38" 226cm x 226cm x 97cm | 7'5" x 7'5" x 38" 226 cm x 226 cm x 97 cm | 7' x 7' x 36" 213 cm x 213 cm x 91 cm |
| Gallons | 615 gallons / 2,325 liters | 410 gallons / 1,550 liters | 400 gallons / 1,525 liters | 375 gallons / 1,425 liters |
| Dry Weight | 1,310 lbs. / 595 kg | 1,000 lbs. / 455 kg | 995 lbs. / 450 kg | 900 lbs. / 410 kg |
| Filled Weight* | 7,840 lbs. / 3,560 kg | 5,470 lbs. / 2,485 kg | 5,555 lbs. / 2,535 kg | 5,080 lbs. / 2,315 kg |
| Shell Colors | Arctic White, White Pearl, Platinum, Tuscan Sun, or Midnight Canyon | Arctic White, White Pearl, Platinum, Tuscan Sun, or Midnight Canyon | Arctic White, White Pearl, Platinum, Tuscan Sun, or Midnight Canyon | Arctic White, White Pearl, Platinum, Tuscan Sun, or Midnight Canyon |
| Cabinet & Step Colors | Brownstone, Slate, Sand | Brownstone, Slate, Sand | Brownstone, Slate, Sand | Brownstone, Slate, Sand |
| Cabinet Type | Avante™ Cabinet | Avante™ Cabinet | Avante™ Cabinet | Avante™ Cabinet |
| Step Type | Avante™ Step | Avante™ Step | Avante™ Step | Avante™ Step |
| Cover Colors | Chocolate, Slate, Taupe | Chocolate, Slate, Taupe | Chocolate, Slate, Taupe | Chocolate, Slate, Taupe |
| Cover Lifters | ProLift® IV, ProLift® III (ProLift® III Included) | ProLift® IV, ProLift® III, ProLift® II | ProLift® IV, ProLift® III, ProLift® II | ProLift® IV, ProLift® III, ProLift® II |
| Bottom Seal | Base Pan | Base Pan | Base Pan | Base Pan |
| Lighting | SpaGlo® Multi-Zone Lighting including 14 Interior Points-of-Light and 4 Corner Exterior Lights | SpaGlo® Multi-Zone Lighting including 12 Interior Points-of-Light and 4 Corner Exterior Lights | SpaGlo® Multi-Zone Lighting including 12 Interior Points-of-Light and 4 Corner Exterior Lights | SpaGlo® Multi-Zone Lighting including 10 Interior Points-of-Light and 4 Corner Exterior Lights |
| Logo Light/Branding | Diagnostic Logo Light | Diagnostic Logo Light | Diagnostic Logo Light | Diagnostic Logo Light |
| Pumps | 3 ReliaFlo® Pumps 2 Dual-Speed 2.5HP (5.2 BHP**) 1 Single-Speed 2.5HP (5.2 BHP**) | 2 ReliaFlo® Pumps 1 Dual-Speed 2.5HP (5.2 BHP**) (5.2 BHP**) (5.2 BHP**) | 2 ReliaFlo® Pumps 1 Dual-Speed 2.5HP (5.2 BHP**) (5.2 BHP**) (5.2 BHP**) | 2 ReliaFlo® Pumps 1 Dual-Speed 2.5HP (5.2 BHP**) (5.2 BHP**) (5.2 BHP**) |
| Hot Tub Circuit Therapy® Stations | 8 Stations (UltraMassage®, Altas® Neck Massage, EcstaSeat®, Angled Calf Jets, LumbarSsage® Seat, Hip Jets, Sole Soothers®, Euphoria® Jet) | 8 Stations (UltraMassage®, Altas® Neck Massage, EcstaSeat®, Angled Calf Jets, LumbarSsage® Seat, Hip Jets, Sole Soothers®, Euphoria® Jets) | 7 Stations (UltraMassage®, Altas® Neck Massage, EcstaSeat®, Angled Calf Jets, LumbarSsage® Seat, Hip Jets, Euphoria® Jets) | 7 Stations (UltraMassage®, Altas® Neck Massage, EcstaSeat®, Angled Calf Jets, LumbarSsage® Seat, Sole Soothers®, Euphoria® Jets) |
| Jets | 74 Jets (UltraMasseuse® System, 56 Euro, 7 VersaSsage®, 4 AdaptaSsage®, 4 Euro-Pulse®, 2 OrbiSsage®, 1 Euphoria®) | 55 Jets (40 Euro, 4 VersaSsage®, 1 AdaptaFlo®, 4 AdaptaSsage®, 2 Euro-Pulse®, 2 OrbiSsage®, 2 Euphoria®) | 52 Jets (38 Euro, 4 VersaSsage®, 2 AdaptaFlo®, 4 Euro-Pulse®, 2 OrbiSsage®, 2 Euphoria®) | 48 Jets (36 Euro, 4 VersaSsage®, 2 AdaptaSsage®, 2 AdaptaFlo®, 2 OrbiSsage®, 2 Euphoria®) |
| Controls | Advent® LCD Touchscreen Control with Auxiliary Panel, and UltraMasseuse® Panel | Advent® LCD Touchscreen Control with Auxiliary Panel | Advent® LCD Touchscreen Control with Auxiliary Panel | Advent® LCD Touchscreen Control with Auxiliary Panel |
| Circulation Pump | EnergyPro® Circulation Pump | EnergyPro® Circulation Pump | EnergyPro® Circulation Pump | EnergyPro® Circulation Pump |
| Heater | EnergyPro® Titanium Heater 4,000 Watts 230v | EnergyPro® Titanium Heater 4,000 Watts 230v | EnergyPro® Titanium Heater 4,000 Watts 230v | EnergyPro® Titanium Heater 4,000 Watts 230v |
| Filter Size | 100 sq. ft. | 100 sq. ft. | 100 sq. ft. | 100 sq. ft. |
| Water Care System | FreshWater™ Salt System Ready | FreshWater™ Salt System Ready | FreshWater™ Salt System Ready | FreshWater™ Salt System Ready |
| Electrical Requirements | 230V/50 amp | 230V/50 amp | 230V/50 amp | 230V/50 amp |
| GFCI Protected Sub-Panel | Included | Included | Included | Included |
| Entertainment Options | Wireless Audio System with Extended Range Bluetooth® Technology, 22" HD Wireless Monitor | Wireless Audio System with Extended Range Bluetooth® Technology, 22" HD Wireless Monitor | Wireless Audio System with Extended Range Bluetooth® Technology, 22" HD Wireless Monitor | Wireless Audio System with Extended Range Bluetooth® Technology, 22" HD Wireless Monitor |
| Optional Speakers | Standard: (8) 1" Sq. Speakers, Bluetooth Amp, and Subwoofer | (6) 1" Sq. Speakers | (8) 1" Sq. Speakers | (6) 1" Sq. Speakers |
| Water Features | (2) Acquarella® Waterfalls w/LED lighting | (1) Acquarella® Waterfall w/LED lighting | (1) Acquarella® Waterfall w/LED lighting | (1) Acquarella® Waterfall w/LED lighting |


*Filled weight includes the weight of the occupants assuming an average weight of 175 lbs. **Brake Horsepower (BHP) is the horsepower a pump motor achieves for a brief period upon start-up

| | FLORENCE® | PROVENCE® |
|--|--|--|
| Seat Capacity | 6 adults | 4 adults |
| Dimensions (Subject to change) | 7' x 7' x 36" 213 cm x 213 cm x 91 cm | 6'6" x 7' x 35" 198 cm x 213 cm x 89 cm |
| Gallons | 360 gallons / 1,362 liters | 265 gallons / 1,005 liters |
| Dry Weight | 872 lbs. / 395 kg | 865 lbs. / 390 kg |
| Filled Weight* | 4,925 lbs. / 2,235 kg | 3,775 lbs. / 1,715 kg |
| Shell Colors | Arctic White, White Pearl, Platinum, Tuscan Sun, or Midnight Canyon | Arctic White, White Pearl, Platinum, Tuscan Sun, or Midnight Canyon |
| Cabinet & Step Colors | Brownstone, Slate, Sand | Brownstone, Slate, Sand |
| Cabinet Type | Avante™ Cabinet | Avante™ Cabinet |
| Step Type | Avante™ Step | Avante™ Step |
| Cover Colors | Chocolate, Slate, Taupe | Chocolate, Slate, Taupe |
| Cover Lifters | ProLift® IV, ProLift® III, ProLift® II | ProLift® III, ProLift® II |
| Bottom Seal | Base Pan | Base Pan |
| Lighting | SpaGlo® Multi-Zone Lighting including 10 Interior Points-of-Light and 4 Corner Exterior Lights | SpaGlo® Multi-Zone Lighting including 10 Interior Points-of-Light and 4 Corner Exterior Lights |
| Logo Light/Branding | Diagnostic Logo Light | Diagnostic Logo Light |
| Pumps | 2 ReliaFlo® Pumps 1 Dual-Speed 2.5HP (5.2 BHP**) (5.2 BHP**) (5.2 BHP**) | 2 ReliaFlo® Pumps 1 Dual-Speed 2.5HP (5.2 BHP**) (5.2 BHP**) (5.2 BHP**) |
| Hot Tub Circuit Therapy® Stations | 7 Stations (UltraMassage®, Altas® Neck Massage, EcstaSeat®, Angled Calf Jets, LumbarSsage® Seat, Hip Jets, Euphoria® Jets) | 6 Stations (UltraMassage®, Altas® Neck Massage, EcstaSeat®, Angled Calf Jets, 2 Sole Soothers®, Euphoria® Jet) |
| Jets | 46 Jets (32 Euro, 4 VersaSsage®, 4 AdaptaSsage®, 2 Euro-Pulse®, 2 OrbiSsage®, 2 Euphoria®) | 43 Jets (36 Euro, 2 VersaSsage®, 2 AdaptaSsage®, 2 OrbiSsage®, 1 Euphoria®) |
| Controls | Advent® LCD Touchscreen Control with Auxiliary Panel | Advent® LCD Touchscreen Control with Auxiliary Panel |
| Circulation Pump | EnergyPro® Circulation Pump | EnergyPro® Circulation Pump |
| Heater | EnergyPro® Titanium Heater 4,000 Watts 230v | EnergyPro® Titanium Heater 4,000 Watts 230v |
| Filter Size | 100 sq. ft. | 75 sq. ft. |
| Water Care System | FreshWater™ Salt System Ready | FreshWater™ Salt System Ready |
| Electrical Requirements | 230V/50 amp | 230V/50 amp |
| GFCI Protected Sub-Panel | Included | Included |
| Entertainment Options | Wireless Audio System with Extended Range Bluetooth® Technology, 22" HD Wireless Monitor | Wireless Audio System with Extended Range Bluetooth® Technology, 22" HD Wireless Monitor |
| Optional Speakers | (6) 1" Sq. Speakers | (6) 1" Sq. Speakers |
| Water Features | (1) Acquarella® Waterfall w/LED lighting | (1) Acquarella® Waterfall w/LED lighting |



| | MAKENA® | SALINA® | REUNION™ | SEYCHELLES™ |
|--|--|---|---|--|
| Seat Capacity | 6 adults | 7 adults | 7 adults | 6 adults |
| Dimensions (Subject to change) | 7'5" x 7'5" x 36" 226cm x 226cm x 91cm | 7'5" x 7'5" x 36" 226cm x 226cm x 91cm | 7' x 7' x 36" 213cm x 213cm x 91cm | 7' x 7' x 36" 213cm x 213cm x 91cm |
| Gallons | 395 gallons / 1,500 liters | 420 gallons / 1,600 liters | 350 gallons / 1,325 liters | 330 gallons / 1,250 liters |
| Dry Weight | 1,020 lbs. / 465 kg | 1,005 lbs. / 455 kg | 940 lbs. / 425 kg | 945 lbs. / 430 kg |
| Filled Weight* | 5,365 lbs. / 2,445 kg | 5,735 lbs. / 2,615 kg | 5,085 lbs. / 2,310 kg | 4,745 lbs. / 2,160 kg |
| Shell Colors | Arctic White, White Pearl, Tuscan Sun, Midnight Canyon, or Desert | Arctic White, White Pearl, Tuscan Sun, Midnight Canyon, or Desert | Arctic White, White Pearl, Tuscan Sun, Midnight Canyon, or Desert | Arctic White, White Pearl, Tuscan Sun, Midnight Canyon, or Desert |
| Cabinet & Step Colors | Java, Ash, or Parchment | Java, Ash, or Parchment | Java, Ash, or Parchment | Java, Ash, or Parchment |
| Cabinet Type | EcoTech® Cabinet | EcoTech® Cabinet | EcoTech® Cabinet | EcoTech® Cabinet |
| Step Type | EcoTech® or Polymer | EcoTech® or Polymer | EcoTech® or Polymer | EcoTech® or Polymer |
| Cover Colors | Chocolate, Slate, or Taupe | Chocolate, Slate, or Taupe | Chocolate, Slate, or Taupe | Chocolate, Slate, or Taupe |
| Cover Lifters | ProLift® IV, ProLift® III, ProLift® II, ProLift® | ProLift® IV, ProLift® III, ProLift® II, ProLift® | ProLift® IV, ProLift® III, ProLift® II, ProLift® | ProLift® IV, ProLift® III, ProLift® II, ProLift® |
| Bottom Seal | Poly Sheet | Poly Sheet | Poly Sheet | Poly Sheet |
| Lighting | SpaGlo® 12 Interior Points-of-Light | SpaGlo® 12 Interior Points-of-Light | SpaGlo® 12 Interior Points-of-Light | SpaGlo® 12 Interior Points-of-Light |
| Logo Light/Branding | Branding Decal on cabinet | Branding Decal on cabinet | Branding Decal on cabinet | Branding Decal on cabinet |
| Pumps | 2 ReliaFlo® Pumps 1 Dual-Speed 2.5HP (5.2 BHP**) 1 Single-Speed 2.5HP (5.2 BHP**) | 2 ReliaFlo® Pumps 1 Dual-Speed 2.5HP (5.2 BHP**) 1 Single-Speed 2.5HP (5.2 BHP**) | 2 ReliaFlo® Pumps 1 Dual-Speed 2.5HP (5.2 BHP**) 1 Single-Speed 2.5HP (5.2 BHP**) | 2 ReliaFlo® Pumps 1 Dual-Speed 2.5HP (5.2 BHP**) 1 Single-Speed 2.5HP (5.2 BHP**) |
| Hot Tub Circuit Therapy® Stations | 6 Stations (UltraMassage®, EcstaSeat®, Angled Calf Jets, LumbarSsage® Seat, Sole Soothers®, Euphoria® Jet) | 4 Stations (EcstaSeat®, Angled Calf Jets, LumbarSsage® Seat, Euphoria® Jet) | 5 Stations (UltraMassage®, EcstaSeat®, Angled Calf Jets, LumbarSsage® Seat, Euphoria® Jet) | 6 Stations (UltraMassage®, EcstaSeat®, Angled Calf Jets, LumbarSsage® Seat, Sole Soothers®, Euphoria® Jet) |
| Jets | 46 Jets (37 Euro, 6 VersaSsage®, 2 AdaptaFlo®, 1 Euphoria®) | 40 Jets (29 Euro, 6 VersaSsage®, 4 AdaptaFlo®, 1 Euphoria®) | 38 Jets (28 Euro, 1 Euphoria® jet, 6 VersaSsage® jets, 2 AdaptaSsage® jets, 1 AdaptaFlo® jet) | 43 Jets (34 Euro, 1 Euphoria® jet, 5 VersaSsage® jets, 2 AdaptaSsage® jets, 1 AdaptaFlo® jet) |
| Controls | Advent® LCD Main Control Panel | Advent® LCD Main Control Panel | Advent® LCD Main Control Panel | Advent® LCD Main Control Panel |
| Circulation Pump | EnergyPro® Circulation Pump | EnergyPro® Circulation Pump | EnergyPro® Circulation Pump | EnergyPro® Circulation Pump |
| Heater | EnergyPro® Titanium Heater 4,000 Watts 230v | EnergyPro® Titanium Heater 4,000 Watts 230v | EnergyPro® Titanium Heater 4,000 Watts 230v | EnergyPro® Titanium Heater 4,000 Watts 230v |
| Filter Size | 75 sq. ft. | 75 sq. ft. | 75 sq. ft. | 75 sq. ft. |
| Water Care System | FreshWater™ Salt System Ready | FreshWater™ Salt System Ready | FreshWater™ Salt System Ready | FreshWater™ Salt System Ready |
| Electrical Requirements | 230V/50 amp | 230V/50 amp | 230V/50 amp | 230V/50 amp |
| GFCI Protected Sub-Panel | Included | Included | Included | Included |
| Entertainment Options | Wireless Audio System with Extended Range Bluetooth® Technology, 22" HD Wireless Monitor | Wireless Audio System with Extended Range Bluetooth® Technology, 22" HD Wireless Monitor | Wireless Audio System with Extended Range Bluetooth® Technology, 22" HD Wireless Monitor | Wireless Audio System with Extended Range Bluetooth® Technology, 22" HD Wireless Monitor |
| Optional Speakers | (4) 3.5" Rd. Speakers | (4) 3.5" Rd. Speakers | (4) 1.5" Sq. Speakers | (4) 1.5" Sq. Speakers |
| Water Features | (1) Acquarella® Waterfall w/LED lighting | (1) Acquarella® Waterfall w/LED lighting | (1) Acquarella® Waterfall w/LED lighting | (1) Acquarella® Waterfall w/LED lighting |


| | MARTINIQUE® | KAUAI® |
|--|--|---|
| Seat Capacity | 5 adults | 3 adults |
| Dimensions (Subject to change) | 7'5" x 6'4" x 34" 226cm x 193cm x 87cm | 7' x 5'5" x 29.5" 213cm x 165cm x 75cm |
| Gallons | 285 gallons / 1,080 liters | 230 gallons / 875 liters |
| Dry Weight | 930 lbs. / 420 kg | 740 lbs. / 335 kg |
| Filled Weight* | 4,180 lbs. / 1,895 kg | 3,185 lbs. / 1,450 kg |
| Shell Colors | Arctic White, White Pearl, Tuscan Sun, Midnight Canyon, or Desert | Arctic White, White Pearl, Tuscan Sun, Midnight Canyon, or Desert |
| Cabinet & Step Colors | Java, Ash, or Parchment | Java, Ash, or Parchment |
| Cabinet Type | EcoTech® Cabinet | EcoTech® Cabinet |
| Step Type | EcoTech® or Polymer | EcoTech® or Polymer |
| Cover Colors | Chocolate, Slate, or Taupe | Chocolate, Slate, or Taupe |
| Cover Lifters | ProLift® IV, ProLift® III, ProLift® II, ProLift® | ProLift® IV, ProLift® III, ProLift® II, ProLift® |
| Bottom Seal | Poly Sheet | Poly Sheet |
| Lighting | SpaGlo® 10 Interior Points-of-Light | SpaGlo® 7 Interior Points-of-Light |
| Logo Light/Branding | Branding Decal on cabinet | Branding Decal on cabinet |
| Pumps | 2 ReliaFlo® Pumps 1 Dual-Speed 1.5HP (3.2 BHP**) 1 Single-Speed 2.0 HP (4.0 BHP**) | 1 ReliaFlo® Pump 1 Single-Speed 2.0HP (4.0 BHP**) |
| Hot Tub Circuit Therapy® Stations | 5 Stations (UltraMassage®, EcstaSeat®, Angled Calf Jets, LumbarSsage® Seat, Sole Soothers®) | 5 Stations (UltraMassage®, EcstaSeat®, Angled Calf Jets, LumbarSsage® Seat, Sole Soothers®) |
| Jets | 34 Jets (24 Euro, 7 VersaSsage®, 2 AdaptaSsage®, 1 AdaptaFlo®) | 31 Jets (24 Euro, 5 VersaSsage®, 2 Euro-Pulse®) |
| Controls | Advent® LCD Main Control Panel | Advent® LCD Main Control Panel |
| Circulation Pump | EnergyPro® Circulation Pump | EnergyPro® Circulation Pump |
| Heater | EnergyPro® Titanium Heater 4,000 Watts 230v | EnergyPro® Titanium Heater 4,000 Watts 230v |
| Filter Size | 50 sq. ft. | 50 sq. ft. |
| Water Care System | FreshWater™ Salt System Ready | FreshWater™ Salt System Ready |
| Electrical Requirements | 230V/50 amp | 230V/50 amp |
| GFCI Protected Sub-Panel | Included | Included |
| Entertainment Options | Wireless Audio System with Extended Range Bluetooth® Technology, 22" HD Wireless Monitor | Wireless Audio System with Extended Range Bluetooth® Technology, 22" HD Wireless Monitor |
| Optional Speakers | (4) 3.5" Rd. Speakers | (3) 3.5" Rd. Speakers |
| Water Features | (1) Acquarella® Waterfall w/LED lighting | N/A |

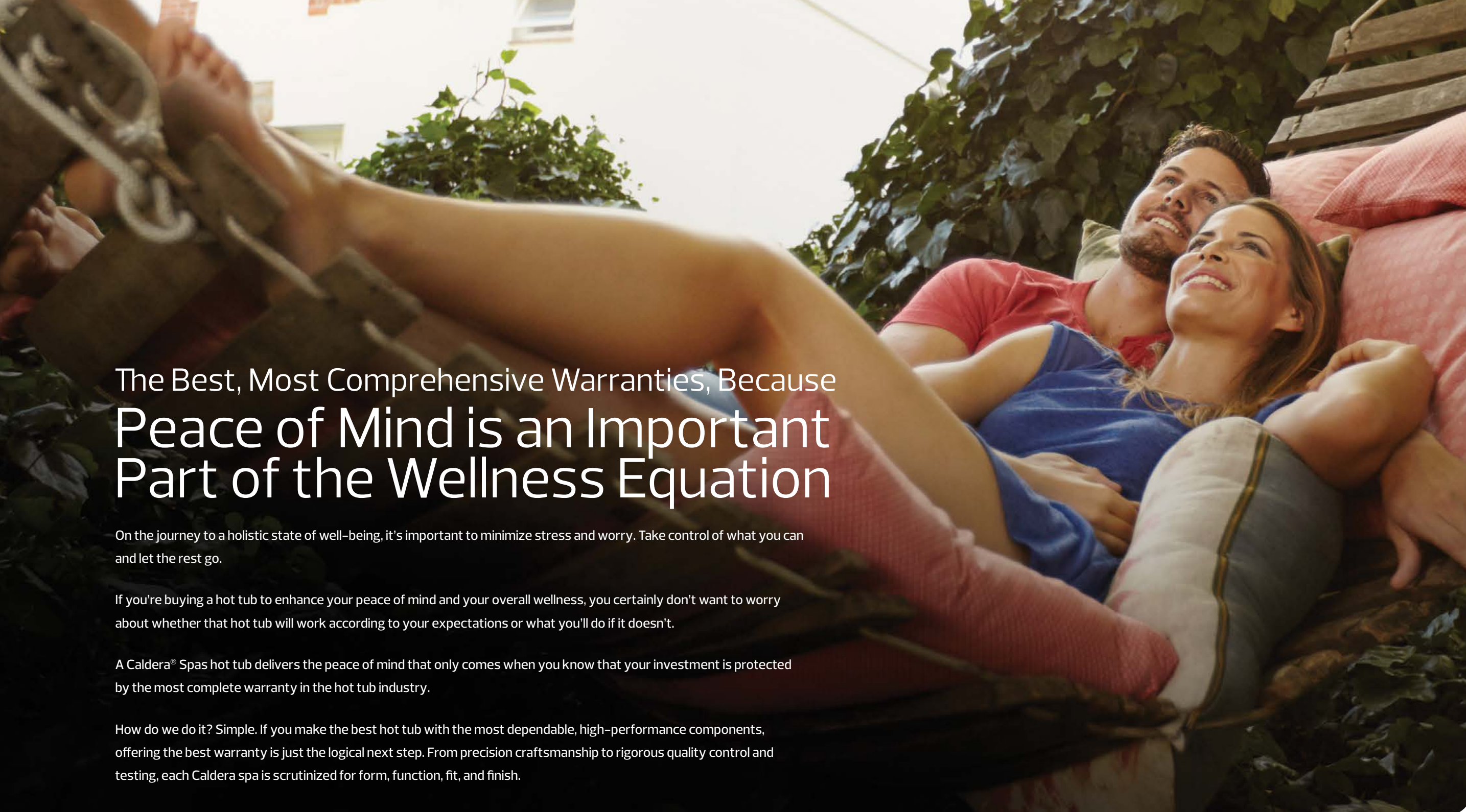


| | PALATINO® | MARINO® | VANTO® | TARINO™ | CELIO™ |
|--|---|--|--|--|---|
| Seat Capacity | 6 adults | 6 adults | 7 adults | 5 adults | 3 adults |
| Dimensions (Subject to change) | 7'5" x 7'5" x 38.5" 226cm x 226cm x 98cm | 7' x 7' x 36" 213cm x 213cm x 91cm | 7' x 7' x 36" 213cm x 213cm x 91cm | 6'10" x 6'10" x 33" 208cm x 208cm x 84cm | 7' x 5'5" x 29" 213cm x 165cm x 74cm |
| Gallons | 400 gallons / 1,525 liters | 360 gallons / 1,375 liters | 375 gallons / 1,425 liters | 310 gallons / 1,175 liters | 215 gallons / 825 liters |
| Dry Weight | 910 lbs. / 415 kg | 835 lbs. / 380 kg | 845 lbs. / 385 kg | 730 lbs. / 330 kg | 635 lbs. / 290 kg |
| Filled Weight* | 5,295 lbs. / 2,420 kg | 4,885 lbs. / 2,235 kg | 5,200 lbs. / 2,370 kg | 4,190 lbs. / 1,905 kg | 2,955 lbs. / 1,355 kg |
| Shell Colors | Arctic White, White Pearl, Tuscan Sun, Midnight Canyon, or Desert | Arctic White, White Pearl, Tuscan Sun, Midnight Canyon, or Desert | Arctic White, White Pearl, Tuscan Sun, Midnight Canyon, or Desert | Arctic White, White Pearl, Tuscan Sun, Midnight Canyon, or Desert | Arctic White, White Pearl, Tuscan Sun, Midnight Canyon, or Desert |
| Cabinet & Step Colors | Java, Ash, or Parchment | Java, Ash, or Parchment | Java, Ash, or Parchment | Java, Ash, or Parchment | Java, Ash, or Parchment |
| Cabinet Type | EcoTech® Cabinet | EcoTech® Cabinet | EcoTech® Cabinet | EcoTech® Cabinet | EcoTech® Cabinet |
| Step Type | EcoTech or Polymer | EcoTech or Polymer | EcoTech or Polymer | EcoTech or Polymer | EcoTech or Polymer |
| Cover Colors | Chocolate, Slate, or Taupe | Chocolate, Slate, or Taupe | Chocolate, Slate, or Taupe | Chocolate, Slate, or Taupe | Chocolate, Slate, or Taupe |
| Cover Lifters | ProLift® IV, ProLift® III, ProLift® II, ProLift® | ProLift® IV, ProLift® III, ProLift® II, ProLift® | ProLift® IV, ProLift® III, ProLift® II, ProLift® | ProLift® IV, ProLift® III, ProLift® II, ProLift® | N/A |
| Bottom Seal | Visquene Sheet | Visquene Sheet | Visquene Sheet | Visquene Sheet | Visquene Sheet |
| Lighting | Mystique® 10 Interior Points-of-light | Mystique® 10 Interior Points-of-light | Mystique® 10 Interior Points-of-light | Mystique® 10 Interior Points-of-light | Mystique® 6 Interior Points-of-light |
| Logo Light/Branding | Branding Decal on cabinet | Branding Decal on cabinet | Branding Decal on cabinet | Branding Decal on cabinet | Branding Decal on cabinet |
| Pumps | 2 ReliaFlo® Pumps 1 Dual-Speed 2.5HP (5.2 BHP**) 1 Single-Speed 2.5HP (5.2 BHP**) | 2 ReliaFlo® Pumps 1 Dual-Speed 1.5HP (3.2 BHP**) 1 Single-Speed 1.5HP (3.2 BHP**) | 2 ReliaFlo® Pumps 1 Dual-Speed 1.5HP (3.2 BHP**) 1 Single-Speed 1.5HP (3.2 BHP**) | 1 ReliaFlo® Pump 1 Dual-Speed 1.5HP (3.2 BHP**) | 1 ReliaFlo® Pump 1 Dual-Speed 1.5HP (3.2 BHP**) |
| Hot Tub Circuit Therapy® Stations | 5 Stations (UltraMassage®, EcstaSeat®, Angled Calf Jets, LumbarSsage® Seat, Sole Soothers®) | 3 Stations (EcstaSeat®, Angled Calf Jets, LumbarSsage® Seat) | 3 Stations (UltraMassage®, EcstaSeat®, LumbarSsage® Seat) | 3 Stations (EcstaSeat®, Angled Calf Jets, LumbarSsage® Seat) | 2 Stations (EcstaSeat®, Angled Calf Jets) |
| Jets | 45 Jets (35 Euro, 6 AdaptaFlo®, 4 AdaptaSsage®) | 35 Jets (27 Euro, 5 AdaptaFlo®, 3 AdaptaSsage®) | 35 Jets (27 Euro, 5 AdaptaFlo®, 3 AdaptaSsage®) | 23 Jets (17 Euro, 4 AdaptaFlo®, 2 AdaptaSsage®) | 18 Jets (14 Euro, 3 AdaptaFlo®, 1 AdaptaSsage®) |
| Controls | LCD Main Control Panel | LCD Main Control Panel | LCD Main Control Panel | LCD Main Control Panel | LCD Main Control Panel |
| Circulation Pump | N/A | N/A | N/A | N/A | N/A |
| Heater | Hi-Flow Heater (4,000 Watts) | Hi-Flow Heater (4,000 Watts) | Hi-Flow Heater (4,000 Watts) | Hi-Flow Heater (1,000/4,000 Watts) | Hi-Flow Heater (1,000/4,000 Watts) |
| Filter Size | 65 sq. ft. | 65 sq. ft. | 65 sq. ft. | 30 sq. ft. | 30 sq. ft. |
| Water Care System | FROG® Cartridge Ready | FROG® Cartridge Ready | FROG® Cartridge Ready | FROG® Cartridge Ready | FROG® Cartridge Ready |
| Electrical Requirements | 230V/50 amp | 230V/50 amp | 230V/50 amp | 115V/20 amp, or 230V/50 amp | 115V/20 amp, or 230V/50 amp |
| GFCI Protected Sub-Panel | Included | Included | Included | GFCI Protected Power Cord | GFCI Protected Power Cord |
| Entertainment Options | Wireless Audio System with Extended Range Bluetooth® Technology, 22" HD Wireless Monitor | Wireless Audio System with Extended Range Bluetooth® Technology, 22" HD Wireless Monitor | Wireless Audio System with Extended Range Bluetooth® Technology, 22" HD Wireless Monitor | Wireless Audio System with Extended Range Bluetooth® Technology, 22" HD Wireless Monitor | N/A |
| Optional Speakers | (4) 1" Sq. Speakers | (4) 1" Sq. Speakers | (4) 1" Sq. Speakers | (4) 1" Sq. Speakers | N/A |
| Water Features | (1) Acquarella® Waterfall | (1) Acquarella® Waterfall | (1) Acquarella® Waterfall | (1) Acquarella® Waterfall | N/A |

*Filled weight includes the weight of the occupants assuming an average weight of 175 lbs. **Brake Horsepower (BHP) is the horsepower a pump motor achieves for a brief period upon start-up.

| | AVENTINE® |
|--|--|
| Seat Capacity | 2 adults |
| Dimensions (Subject to change) | 5'4" x 5'4" x 29" 162cm x 162cm x 74cm |
| Gallons | 150 gallons / 575 liters |
| Dry Weight | 500 lbs. / 225 kg |
| Filled Weight* | 2,100 lbs. / 960 kg |
| Shell Colors | Arctic White or Desert |
| Cabinet & Step Colors | Java, Ash, or Parchment |
| Cabinet Type | EcoTech® Cabinet |
| Step Type | EcoTech® or Polymer |
| Cover Colors | Chocolate, Slate, or Taupe |
| Cover Lifters | N/A |
| Bottom Seal | Visquene Sheet |
| Lighting | Blue LED Main Light (Optional Mystique System) |
| Logo Light/Branding | Branding Decal on cabinet |
| Pumps | 1 ReliaFlo® Pump 1 Dual-Speed 1.5HP (3.2 BHP**) |
| Hot Tub Circuit Therapy® Stations | 2 Stations (UltraMassage®, LumbarSsage® Seat) |
| Jets | 14 Jets (8 Euro, 6 AdaptaFlo®) |
| Controls | LCD Main Control Panel |
| Circulation Pump | N/A |
| Heater | Hi-Flow Heater (1,000/4,000 Watts) |
| Filter Size | 35 sq. ft. |
| Water Care System | FROG® Cartridge Ready |
| Electrical Requirements | 115V/20 amp, or 230V/50 amp |
| GFCI Protected Sub-Panel | GFCI Protected Power Cord |
| Entertainment Options | N/A |
| Optional Speakers | N/A |
| Water Features | N/A |





The Best, Most Comprehensive Warranties, Because Peace of Mind is an Important Part of the Wellness Equation

On the journey to a holistic state of well-being, it's important to minimize stress and worry. Take control of what you can and let the rest go.

If you're buying a hot tub to enhance your peace of mind and your overall wellness, you certainly don't want to worry about whether that hot tub will work according to your expectations or what you'll do if it doesn't.

A Caldera® Spas hot tub delivers the peace of mind that only comes when you know that your investment is protected by the most complete warranty in the hot tub industry.

How do we do it? Simple. If you make the best hot tub with the most dependable, high-performance components, offering the best warranty is just the logical next step. From precision craftsmanship to rigorous quality control and testing, each Caldera spa is scrutinized for form, function, fit, and finish.

Utopia® and Paradise® Series

- 10-Year No-Leak Shell Warranty
- 7-Year Shell Surface Warranty
- 5-Year Avante™ Cabinet Warranty
- 3-Year EcoTech® Cabinet Warranty
- 5-Year No-Leak Plumbing Warranty
- 5-Year Component Warranty
- 5-Year EnergyPro® Heater Warranty

Vacanza® Series

- 5-Year, No-Leak Shell Warranty
- 2-Year Shell Surface Warranty
- 2-Year No-Leak Plumbing Warranty
- 2-Year Component Warranty
- 2-Year EcoTech® Cabinet Warranty

To read the full warranty specifications for each of our spa models, visit www.calderaspas.com/owners-corner/warranty

A legacy of trust

Caldera® Spas was founded in 1976 and is one of the most heralded and trusted spa brands in the world. Caldera is manufactured by Watkins Wellness—the global industry leader having built more than one million hot tubs.



Quality assurance

From precision craftsmanship to rigorous quality control and testing, each Caldera spa is scrutinized for form, function, fit, and finish before it is ready for you. We are committed to the highest level of engineering and construction and back each spa with our exceptional ComfortGuard® limited warranty—one of the best in the industry.

Recognition

Caldera spas are recognized throughout the industry for performance, quality, and customer satisfaction. Recent awards and recognition include receiving thirteen consecutive certifications for excellence in customer satisfaction from the consumer group SpaSearch.



At your service

Backed by the full expertise and resources of Caldera Spas, our professional retailers are committed to ensuring your long-term customer satisfaction. From purchase to installation to service and more, count on your professional retailer to make Caldera ownership easy and enjoyable.



Watkins Wellness

Feel good. Live well.

A global leader

Watkins Wellness is owned by Masco Corporation. A Fortune 500 company, Masco is a global leader whose family of trusted home products includes:



hansgrohe



Mixed Sources

Product group from well-managed forests, controlled sources and recycled wood or fiber

www.fsc.org Cert no. XXX-XXX-XXX
© 1996 Forest Stewardship Council

We print our brochures on only Forest Stewardship Council (FSC) Paper Printed in the USA on recycled paper that contains 10% post-consumer waste and is FSC certified. FSC ensures that the paper in our brochures contain fiber from well-managed and responsibly treated forests. Please pass this brochure on or recycle again.



CalderaSpas®

Come to Life

Follow us on social media:



@calderaspas



@calderaspas



@calderaspas



/calderaspas

#calderaspas

Visit our website: CalderaSpas.com

©2019 Watkins Wellness, 1280 Park Center Drive, Vista CA 92081. All rights reserved. Acquarella, AdaptaFlo, AdaptaSsage, Advent, Atlas, Avante, Aventine, Caldera, Caldera Diagnostic Resource, Cantabria, Celio, Come to Life, ComfortGuard, Connexion, CoolZone, EcoTech, EcstaSeat, EnergyPro, Euphoria, Euro-Pulse, FiberCor, Florence, Foot Ridge, FreshWater, Geneva, Hot Tub Circuit Therapy, Kauai, LumbarSsage, Makena, Marino, Martinique, Monarch, Mystique, Niagara, OrbiSsage, Palatino, Paradise, ProLift, Provence, Pure Comfort, Pure Performance, Pure Style, Q Chamber, ReliaFlo, Reunion, Salina, Seychelles, Sole Soothers, SpaGlo, Tahitian, Tarino, UltraMassage, UltraMasseuse, Utopia, Vacanza, Vanto, VersaSsage, VirtualValet and 20-Minute Renewal are trademarks of Watkins Wellness. Delta is a trademark of Masco Corporation of Indiana. Merillat is a trademark of Merillat Industries, Inc., Behr is a trademark of Behr Process Corporation. iPod and iPhone are registered trademarks of Apple, the Bluetooth word mark and logos are registered trademarks owned by Bluetooth SIG, Inc. and used under license, FROG is a registered trademark of King Technology, Inc. Hansgrohe is a registered trademark of Hansgrohe SE. Specifications subject to change without notice. Models, features and electrical requirements may vary by country. U.S. Patents; #5,819,332; 5,924,850; 6,195,811; 6,381,766; 6,859,952; 7,160,446; 7,219,690; 7,490,370; 7,671,994; 7,698,754; 6,381,766B1; D543282; D600816; D616104; D616105; D616999; D641486; D641889; D643539; D649256; D657881 and other patents pending.



\$5.95
PN 63336