

# AAOS/OTA Orthopaedic Trauma Update in Tactics and Techniques

## FINAL PROGRAM SCHEDULE



**December 1 – 2, 2017**  
**OLC Education & Conference Center, Rosemont, IL**

Bradley R. Merk, MD, and Laura J. Prokuski, MD  
Course Directors



ORTHOPAEDIC  
— TRAUMA —  
ASSOCIATION

AAOS  
AMERICAN ACADEMY OF  
ORTHOPAEDIC SURGEONS

**AAOS/OTA Orthopaedic Trauma Update in Tactics and Techniques, #3040**  
December 1-2, 2017; Rosemont, IL

The American Academy of Orthopaedic Surgeons (AAOS), and the Orthopaedic Trauma Association (OTA) extend sincere appreciation to the below companies for their support of this educational program.

---

**Grants**

DePuy Synthes (Gold Level)

Zimmer Biomet (Bronze Level)

**In-Kind Support**

Accu-Line Products

Molylncke Healthcare

Arthrex

Smith & Nephew

ConMed

Stryker

DePuy Synthes

Trimed

Ethicon, Inc.

Ziehm Imaging

Innomed

Zimmer Biomet

Invenio

**Spotlight Sessions**

Acumed

**Exhibits**

Cox Health

Acumed

## **AAOS/OTA Orthopaedic Trauma Update in Tactics and Techniques, #3040**

December 1-2, 2017

OLC Education & Center, Rosemont IL

Bradley R. Merk, MD and Laura J. Prokuski, MD; Course Directors

CMEs: 15.75

as of 11.27.17

### **PROGRAM SCHEDULE**

Content and faculty subject to change

**You are encouraged to have breakfast prior to arriving at the course; coffee and light pick up items such as granola/protein bars and whole fruit will be available each morning.**

### **FRIDAY, DECEMBER 1**

6:30 am            Course Registration (**Auditorium AB Foyer**)

7:00                Welcome and Introduction (**Auditorium AB**)  
*Bradley R. Merk, MD and Laura J. Prokuski, MD*

#### **LECTURE SESSION #1**

#### **GETTING THROUGH THE NIGHT**

Moderator: *Tracy Watson, MD*

7:10                Damage Control Orthopaedics  
• Timing, What is Emergent, Second Hit  
*Jeffrey S. Earhart, MD*

7:20                How to Survive the Night  
• What is Important, Coordination, Referral  
*Anna N. Miller, MD*

7:30                Open Fractures  
• Classification, Decision Making, LEAP Studies  
*Robert J. Wetzel, MD*

7:40                Reducing Infection in Treating Open Fracture  
• Antibiotics, Timing, VAC, Wrinkles, Treatment  
*Tracy Watson, MD*

7:50                Diagnosis and Treatment of Compartment Syndrome  
*Mason W. Milburn, MD*

8:00                Local Tissue Coverage Options  
• Gastrocnemius, Soleus, and Propeller Flaps  
*George Ochenjele, MD*

## LECTURE SESSION #2

### FRACTURES OF THE PELVIS, FEMUR, HIP, SHAFT

Moderator: *Paul Tornetta III, MD*

- 8:10 Pelvic Ring Injuries
- What is Stable/Unstable, Binder, Angio, Referral
- Paul Tornetta III, MD*
- 8:20 Femoral Neck Fractures
- Appropriate Treatment Choices: ORIF, Perc Screws, Arthroplasty
- Geoffrey Marecek, MD*
- 8:30 Intertrochanteric Femur Fractures
- DHS vs IMN, Short vs Long IMN
- David S. Wellman, MD*
- 8:40 Femoral Subtrochanteric and Diaphyseal Fractures
- Subtrochanteric Fracture: When to Plate and Nailing Tips
  - Diaphyseal: Starting Point and Locking Options
- Daniel S. Horwitz, MD*
- 8:50 Lab Orientation *Ro Simon*

#### 8:55 **MOVE TO LAB / Refreshment Break**

9:10 – 9:50	<b>HANDS-ON SURGICAL SKILLS LAB A (LAB AB)</b> <i>Spanning Knee and Ankle External Fixation</i> <b>Goals: Pin Placement, Construct Options and Tips</b> Lab Introduction/Surgical Demonstration: <i>Jeffrey S. Earhart, MD</i> – 10 mins
9:50 – 10:30	<b>HANDS-ON SURGICAL SKILLS LAB B</b> <i>Local Flap Coverage</i> <b>Goals: Gastrocnemius and Soleus Flaps Techniques</b> Lab Introduction/Surgical Demonstration: <i>George Ochenjele, MD</i> – 10 mins
10:30– 11:10	<b>HANDS-ON SURGICAL SKILLS LAB C</b> <i>Anterior Approach to the Femoral Neck</i> <b>Goals: Approach for Treatment of Femoral Neck Fractures</b> Lab Introduction/Surgical Demonstration: <i>Anna N. Miller, MD</i> – 10 mins
11:10– 11:45	<b>HANDS-ON SURGICAL SKILLS LAB D</b> <i>Femoral Antegrade Nailing</i> <b>Goals: Approach and Tips for Anterograde Femoral Nailing</b> Lab Introduction/Surgical Demonstration: <i>Robert J. Wetzel, MD</i> – 10 mins

Lab Instructors: *Drs. Bruce, Earhart, Horwitz, Jeray, Jones, Lang, Liporace, Marecek, Merk, Milburn, Miller, Mir, Ochenjele, Ortega, Prokuski, Tornetta, Virkus, Watson, Weatherford, Wellman, Wetzel*

11:45                    **MOVE TO LUNCH (Auditorium AB Foyer)**

**WORKING LUNCH & LECTURE SESSION #3**

**Q&A and FRACTURES ABOUT THE KNEE**

Moderator: *David S. Wellman, MD*

12:00 pm                Questions & Cases (**Auditorium AB**)

- Hip Fracture Cases  
*David S. Wellman, MD*

12:40                    Supracondylar Femoral Fractures

- ORIF vs IMN and Techniques  
*Paul Tornetta III, MD*

12:50                    Tibial Plateau Fractures

- Classification, Approaches, Techniques  
*Tracy Watson, MD*

1:00                     Patella Fractures and Extensor Mechanism Injuries

- Tension Band and Suture Repairs  
*Gilbert R. Ortega, MD, MPH*

1:10                     Tibial Diaphyseal Fractures

- Approaches and Nailing Tips  
*Hassan R. Mir, MD, MBA, FACS*

1:20                     **MOVE TO LAB**

1:35– 2:10	<b>HANDS-ON SURGICAL SKILLS LAB E (LAB AB)</b> <i>Retrograde Femoral Nailing</i> <b>Goals: Approach and Tips for Retrograde Nailing</b> Lab Introduction/Surgical Demo: <i>Hassan R. Mir, MD, MBA, FACS</i> –10 mins
2:10– 2:45	<b>HANDS-ON SURGICAL SKILLS LAB F</b> <i>Distal Femoral Plating</i> <b>Goals: Approaches to the Distal Femur and Plating Techniques</b> Lab Introduction/Surgical Demo: <i>Gilbert R. Ortega, MD, MPH</i> –10 mins
2:45– 3:30	<b>HANDS-ON SURGICAL SKILLS LAB G</b> <i>Tibial Plateau Fixation</i> <b>Goals: Medial &amp; Lateral Approaches and Plating Techniques</b> Lab Introduction/Surgical Demo: <i>Tracy Watson, MD</i> –10 mins  Lab Instructors: <i>Drs. Bruce, Earhart, Horwitz, Jeray, Jones, Lang, Liporace, Marecek, Merk, Milburn, Miller, Mir, Ochenjele, Ortega, Prokuski, Tornetta, Virkus, Watson, Weatherford, Wellman, Wetzel</i>

3:30                     Refreshment Break (**Auditorium AB Foyer**)

- 3:45 **FACULTY SURGICAL DEMONSTRATION (Auditorium AB)**  
*Tibial Nailing*  
**Goals: Approaches and Nailing Techniques for Tibial Fractures**  
*Demonstrator: Daniel S. Horwitz, MD – 15 min*
- 4:00 Course Adjourns for the Day / Faculty Photo
- 4:15 Spotlight Session\* Innovative Treatment Options for Difficult Fractures of the Upper Extremity
- 5:15 Spotlight Session adjourns



## SATURDAY, DECEMBER 2

**You are encouraged to have breakfast prior to arriving at the course; coffee and light pick up items such as granola/protein bars and whole fruit will be available each morning.**

8:05 am                      Announcement/Questions (**Auditorium AB**)  
*Bradley R. Merk, MD and Laura J. Prokuski, MD*

### **LECTURE SESSION #4**

#### **Q&A: FRACTURES ABOUT THE KNEE**

#### **LECTURES: DISTAL TIBIA, ANKLE, FOOT, AND INFECTION**

Moderator: *Frank A. Liporace, MD*

- 8:15                              Questions and Cases
- Supracondylar Femur, Tibial Plateau, Tibial Diaphysis  
*Frank A. Liporace, MD*
- 8:55                              Tibial Pilon Fracture
- Timing, External Fixation vs ORIF, Staging, Plating Concepts - Fracture Specific  
*Walter W. Virkus, MD*
- 9:05                              Ankle Fracture
- Plate: Posterior vs Lateral, Posterior Malleolus: Fix or Not, Syndesmosis (ORIF vs tightrope)  
*Kyle J. Jeray, MD*
- 9:15                              Midfoot Injuries
- Etiology, Imaging, Stress views, CT/MRI, Indications, Approaches, Technique (ORIF vs Fuse)  
*Brian M. Weatherford, MD*
- 9:25                              Infection
- How to Prevent, Diagnosis and Treat Infection Associated with Fractures  
*Frank A. Liporace, MD*
- 9:35 – 9:55                      **FACULTY SURGICAL DEMONSTRATION**  
*Syndesmotric Injuries*  
**Goals: Syndesmotric Reduction and Fixation**  
*Demonstrator: Paul Tornetta III, MD*

**LECTURE SESSION #5**  
**UPPER EXTREMITY FRACTURES**

Moderator: *Kyle J. Jeray, MD*

- 9:55                    Clavicle Fracture
- Indications, Approach, Reduction Techniques, Plate Location  
*Kyle J. Jeray, MD*
- 10:05                    Proximal Humeral Fracture
- Indications, Set-up, Approach (Deltopectoral vs Anterolateral),  
Reduction, Plate Position  
*Clifford B. Jones, MD, FACS*
- 10:15                    Humeral Diaphysis Fracture
- Indications, Approaches, Reduction Techniques, Plate vs Nail  
*Gerald J. Lang, MD*
- 10:25                    Distal Humerus
- Approaches (Triceps Split, Olecranon Osteotomy, Triceps Sparing),  
Reduction Techniques, Plate Positioning  
*Walter W. Virkus, MD*
- 10:35                    Olecranon, Coronoid, Radial Head Fracture
- Indications, Approaches (Posterior, Medial, Anterior, Lateral), Fixation  
vs Arthroplasty  
*Hassan R. Mir, MD, MBA, FACS*
- 10:45                    Refreshment Break  
**MOVE TO LAB**

11:05- 11:50	<b>HANDS-ON SURGICAL SKILLS LAB H (LAB AB)</b> <i>Ankle &amp; Pilon Fractures</i> <b>Goals: Approaches: Lateral, Anterolateral, Anterior, Medial, Posteromedial, &amp; Posterolateral, and Malleolar Fixation Tips</b> Lab Introduction/Surgical Demo: <i>Walter W. Virkus, MD</i> – 10 mins
11:50– 12:20	<b>HANDS-ON SURGICAL SKILLS LAB I</b> <i>Proximal Humeral Fractures</i> <b>Goals: Deltopectoral and Anterolateral Approaches and Fixation Tips</b> Lab Introduction/Surgical Demo: <i>Clifford B. Jones, MD, FACS</i> – 10 mins  Lab Instructors: <i>Drs. Bruce, Earhart, Horwitz, Jeray, Jones, Lang, Liporace, Marecek, Merk, Milburn, Miller, Mir, Ochenjele, Ortega, Prokuski, Tornetta, Virkus, Watson, Weatherford, Wellman, Wetzell</i>

12:20                    **MOVE TO LUNCH (Auditorium AB Foyer)**



12:30 Lunch with Case Discussions (**Auditorium AB**)

- Questions about morning labs
- Cases: Clavicle, Proximal Humeral, Humeral Diaphysis, and Distal Humeral Fracture

*Clifford B. Jones, MD, FACS*

2:00 pm **MOVE TO LAB**

2:10– 2:40	<b>HANDS-ON SURGICAL SKILLS LAB J (LAB AB)</b> <i>Humeral Shaft Fractures</i> <b>Goals: Anterior and Posterior Approaches and Fixation Tips</b> Lab Introduction/Surgical Demonstration: <i>Gerald J. Lang, MD</i> – 10 mins
2:40 – 3:10	<b>HANDS-ON SURGICAL SKILLS LAB K</b> <i>Distal Humerus Fractures</i> <b>Goals: Posterior Approaches and Fixation Tips</b> Lab Introduction/Surgical Demonstration: <i>Geoffrey Marecek, MD</i> – 10 mins
3:10– 3:40	<b>HANDS-ON SURGICAL SKILLS LAB L</b> <i>Forearm Fractures</i> <b>Goals: Volar and Dorsal Approaches and Fixation Tips</b> Lab Introduction/Surgical Demonstration: <i>Mason W. Milburn, MD</i> – 10 mins
3:40– 4:10	<b>HANDS-ON SURGICAL SKILLS LAB M</b> <i>Distal Radius Fractures</i> <b>Goals: Approaches and Fixation Tips</b> Lab Introduction/Surgical Demonstration: <i>Robert J. Wetzel, MD</i> – 10 mins
	Lab Instructors: <i>Drs. Bruce, Earhart, Horwitz, Jeray, Jones, Lang, Liporace, Marecek, Merk, Milburn, Miller, Mir, Ochenjele, Ortega, Prokuski, Tornetta, Virkus, Watson, Weatherford, Wellman, Wetzel</i>

4:10 Refreshment Break (**Auditorium AB Foyer**)  
**MOVE TO AUDITORIUM**

### **UPPER EXTREMITY CASES**

Moderators: *Gerald J. Lang, MD*

4:25 Questions & Cases (**Auditorium AB**)

- Upper Extremity Cases and Wrap Up

*Gerald J. Lang, MD*

5:00 Course Adjourns

\* Industry Spotlight Sessions are Non-CME; Views and Products Are Not Endorsed by AAOS or OTA

The American Academy of Orthopaedic Surgeons is accredited by the Accreditation Council for Continuing Medical Education to provide continuing medical education (CME) for physicians. The American Academy of Orthopaedic Surgeons designates this live activity for a maximum of 15.75 **AMA PRA Category 1 Credits™**. Physicians should claim only the credit commensurate with the extent of their participation in the activity.

# AAOS/OTA Orthopaedic Trauma Update in Tactics and Techniques #3040


December 1 – 2, 2017

Rosemont, IL

## COURSE DIRECTORS



**Bradley R. Merk, MD**  
Northwestern School of Medicine  
Chicago, IL



**Laura J. Prokuski, MD**  
Sonoran Orthopaedic Trauma Surgeons  
Scottsdale, AZ


## COURSE FACULTY



**Benjamin G. Bruce, MD**  
John Stroger Hospital of Cook County  
Chicago, IL



**Clifford B. Jones, MD, FACS**  
The CORE Institute  
University of Arizona  
Phoenix, AZ




**Jeffrey S. Earhart, MD**  
Rush University Department of  
Orthopedic Surgery  
Rockford, IL



**Gerald J. Lang, MD**  
University of Wisconsin  
Madison, WI



**Daniel S. Horwitz, MD**  
Geisinger Health System,  
Chief Orthopaedic Trauma  
Danville, PA



**Frank A. Liporace, MD**  
RWJ Barnabas Health  
West Orange, NJ



**Kyle J. Jeray, MD**  
University of South Carolina,  
Greenville, SC



**Geoffrey Marecek, MD**  
University of Southern California  
Los Angeles, CA



**Mason W. Milburn, MD**  
Mount Sinai Hospital  
Chicago, IL



**Paul Tornetta III, MD**  
Boston University Medical Center  
Boston, MA



**Anna N. Miller, MD**  
Washington University  
School of Medicine  
Saint Louis, MO




**Walter W. Virkus, MD**  
Indiana University  
School of Medicine  
Indianapolis, IN



**Hassan R. Mir, MD, MBA, FACS**  
Florida Orthopaedic Institute  
Tampa, FL



**J Tracy Watson, MD**  
St. Louis University Hospital  
St. Louis, MO



**George Ochenjele, MD**  
Case Western University  
University Hospitals CMC  
Cleveland, OH



**Brian M Weatherford, MD**  
Illinois Bone and Joint Institute  
Glenview, IL



**Gilbert R. Ortega, MD, MPH**  
Orthopaedic Trauma Director  
Scottsdale Osborn Trauma Center  
& Mayo Clinic AZ  
Orthopaedic Residency Program  
Scottsdale, AZ



**David S. Wellman, MD**  
Hospital for Special Surgery  
New York Presbyterian Hospital  
Weill Cornell Medical College



**Robert J. Wetzel, MD**  
University Hospitals - Case Western  
Reserve School of Medicine  
Cleveland, OH