

Grade 3



Spelling

PRACTICE BOOK

**Mc
Graw
Hill** Macmillan
McGraw-Hill

The **McGraw-Hill** Companies



Published by Macmillan/McGraw-Hill, of McGraw-Hill Education, a division of The McGraw-Hill Companies, Inc., Two Penn Plaza, New York, New York 10121.

Copyright © by Macmillan/McGraw-Hill. All rights reserved. No part of this publication may be reproduced or distributed in any form or by any means, or stored in a database or retrieval system, without the prior written consent of The McGraw-Hill Companies, Inc., including, but not limited to, network storage or transmission, or broadcast for distance learning.

Printed in the United States of America

2 3 4 5 6 7 8 9 10 006 09 08 07 06

Contents

Unit 1 • Our World

New Beginnings	Pretest	1
First Day Jitters	Practice	2
Short Vowels	Word Sort	3
	Word Meaning	4
	Proofreading	5
	Posttest	6
Keeping in Touch	Pretest	7
Dear Juno	Practice	8
CVCe Pattern,	Word Sort	9
Long Vowels <i>a, i, o</i>	Word Meaning	10
	Proofreading	11
	Posttest	12
Building Communities	Pretest	13
Time For Kids:	Practice	14
Whose Habitat Is It?	Word Sort	15
Long <i>a</i>	Word Meaning	16
	Proofreading	17
	Posttest	18
Antarctic Life	Pretest	19
Penguin Chick	Practice	20
Long <i>o</i>	Word Sort	21
	Word Meaning	22
	Proofreading	23
	Posttest	24
People and Their Pets	Pretest	25
The Perfect Pet	Practice	26
Long <i>i</i>	Word Sort	27
	Word Meaning	28
	Proofreading	29
	Posttest	30
Unit Review	31, 32

Unit 2 • Investigations

Putting on a Performance The Strongest One Long e	Pretest	33
	Practice	34
	Word Sort	35
	Word Meaning	36
	Proofreading	37
	Posttest	38
Wolves Wolf! Words with <i>ch, tch</i>	Pretest	39
	Practice	40
	Word Sort	41
	Word Meaning	42
	Proofreading	43
	Posttest	44
Past, Present, and Future Time For Kids: What’s in Store for the Future? Words with <i>th, wh, sh</i>	Pretest	45
	Practice	46
	Word Sort	47
	Word Meaning	48
	Proofreading	49
	Posttest	50
Out in Space The Planets in Our Solar System Words with <i>thr, spr, scr, str</i>	Pretest	51
	Practice	52
	Word Sort	53
	Word Meaning	54
	Proofreading	55
	Posttest	56
Being a Writer Author: A True Story Words with <i>wr, kn, gn</i>	Pretest	57
	Practice	58
	Word Sort	59
	Word Meaning	60
	Proofreading	61
	Posttest	62
Unit Review	63, 64

Unit 3 • Discoveries

Food Around the World	Pretest	65
Stone Soup	Practice	66
Words with /är/ and /ôr/	Word Sort.	67
	Word Meaning	68
	Proofreading	69
	Posttest	70
Solving Riddles	Pretest	71
One Riddle, One Answer	Practice	72
Words with /är/	Word Sort.	73
	Word Meaning	74
	Proofreading	75
	Posttest	76
Ecosystems in Balance	Pretest	77
Time For Kids:	Practice	78
Saving the Sand Dunes	Word Sort.	79
Words with /ûr/	Word Meaning	80
	Proofreading	81
	Posttest	82
Making Journeys	Pretest	83
The Jones Family	Practice	84
Express	Word Sort.	85
Words with /ü/ /û/, and ù	Word Meaning	86
	Proofreading	87
	Posttest	88
The Art of Illustrating		
What Do Illustrators Do?	Pretest	89
Words with /oi/	Practice	90
	Word Sort.	91
	Word Meaning	92
	Proofreading	93
	Posttest	94
Unit Review	95, 96

Unit 4 • Determination

What's Cooking?	Pretest	97
Cook-a-Doodle-Do!	Practice	98
Words with /ô/	Word Sort	99
	Word Meaning	100
	Proofreading	101
	Posttest	102
Getting Along	Pretest	103
Seven Spools of Thread	Practice	104
Words with /ou/	Word Sort	105
	Word Meaning	106
	Proofreading	107
	Posttest	108
Protecting Our Natural Resources	Pretest	109
Time For Kids:	Practice	110
Washington Weed	Word Sort	111
Whackers	Word Meaning	112
Soft c and g	Proofreading	113
	Posttest	114
Getting Involved	Pretest	115
Here's My Dollar	Practice	116
Homophones	Word Sort	117
	Word Meaning	118
	Proofreading	119
	Posttest	120
A Place of My Own	Pretest	121
My Very Own Room	Practice	122
Plurals	Word Sort	123
	Word Meaning	124
	Proofreading	125
	Posttest	126
Unit Review	127, 128

Unit 5 • Challenges


Making Money	Pretest	129
Boom Town	Practice	130
Compound Words	Word Sort	131
	Word Meaning	132
	Proofreading	133
	Posttest	134
Making a Difference	Pretest	135
Beatrice’s Goat	Practice	136
Adding -s, -ed, and -ing	Word Sort	137
	Word Meaning	138
	Proofreading	139
	Posttest	140
In Motion	Pretest	141
Time For Kids:	Practice	142
A Carousel of Dreams	Word Sort	143
Adding -s, -ed, and -ing	Word Meaning	144
	Proofreading	145
	Posttest	146
Heroes	Pretest	147
The Printer	Practice	148
VCCV Pattern	Word Sort	149
	Word Meaning	150
	Proofreading	151
	Posttest	152
Animal Architects	Pretest	153
Animal Homes	Practice	154
VCV Pattern	Word Sort	155
	Word Meaning	156
	Proofreading	157
	Posttest	158
Unit Review	159, 160

Unit 6 • Achievements

Helping Our Neighbors A Castle on Viola Street Final /əɪ/	Pretest	161
	Practice	162
	Word Sort	163
	Word Meaning	164
	Proofreading	165
	Posttest	166
Unusual Animals Wilbur's Boast Prefixes <i>re-, un-, dis-, pre-</i>	Pretest	167
	Practice	168
	Word Sort	169
	Word Meaning	170
	Proofreading	171
	Posttest	172
Good Citizens Time For Kids: An American Hero Flies Again Final /ər/	Pretest	173
	Practice	174
	Word Sort	175
	Word Meaning	176
	Proofreading	177
	Posttest	178
Working Together Mother to Tigers Suffixes <i>-ful, -less, -ly</i>	Pretest	179
	Practice	180
	Word Sort	181
	Word Meaning	182
	Proofreading	183
	Posttest	184
Raising Butterflies Home-Grown Butterflies Accented Syllables	Pretest	185
	Practice	186
	Word Sort	187
	Word Meaning	188
	Proofreading	189
	Posttest	190
Unit Review	191, 192

Name _____

Fold back the paper along the dotted line. Use the blanks to write each word as it is read aloud. When you finish the test, unfold the paper. Use the list at the right to correct any spelling mistakes.



- | | |
|----------------------------------|-------------|
| 1. _____ | 1. clap |
| 2. _____ | 2. step |
| 3. _____ | 3. sick |
| 4. _____ | 4. rock |
| 5. _____ | 5. luck |
| 6. _____ | 6. crop |
| 7. _____ | 7. snack |
| 8. _____ | 8. mess |
| 9. _____ | 9. head |
| 10. _____ | 10. shut |
| 11. _____ | 11. miss |
| 12. _____ | 12. stamp |
| 13. _____ | 13. jump |
| 14. _____ | 14. click |
| 15. _____ | 15. pond |
| Review Words 16. _____ | 16. cat |
| 17. _____ | 17. man |
| 18. _____ | 18. can |
| Challenge Words 19. _____ | 19. bathtub |
| 20. _____ | 20. anthill |



Name _____

Using the Word Study Steps

1. LOOK at the word.
2. SAY the word aloud.
3. STUDY the letters in the word.
4. WRITE the word.
5. CHECK the word.
Did you spell the word right?
If not, go back to step 1.

Find Rhyming Words

Circle the word in each row that rhymes with the word in dark type.

1. sock	truck	rock	sick
2. dress	mess	dust	mast
3. trap	track	clam	clap
4. bump	jump	junk	bunch
5. fed	hid	head	hide
6. pick	sick	sock	dock
7. ramp	fan	sand	stamp
8. back	snap	sneak	snack
9. top	tip	crib	crop
10. brick	clock	click	cluck
11. kiss	miss	mist	mask
12. cut	shut	cat	sat
13. duck	dark	luck	lark
14. pep	pop	step	stop
15. bond	plod	plop	pond



Name _____

clap	rock	snack	shut	jump
step	luck	mess	miss	click
sick	crop	head	stamp	pond

Write the spelling words that rhyme with the words below. Then circle the letter that spells the short vowel sound in each word.

- | | |
|----------------|---------------|
| 1. block _____ | 4. cut _____ |
| 2. tuck _____ | 5. flap _____ |
| 3. bed _____ | |

Vowel Power

Write the spelling words that contain each short vowel sound below.

short *a*

6. _____
7. _____
8. _____

short *o*

15. _____
16. _____
17. _____

short *e*

9. _____
10. _____
11. _____

short *u*

18. _____
19. _____
20. _____

short *i*

12. _____
13. _____
14. _____

Name _____

clap

rock

snack

shut

jump

step

luck

mess

miss

click

sick

crop

head

stamp

pond

What's the Word?**Complete each sentence with a spelling word.**

1. My sister makes a _____ when she packs for school.
2. Put a _____ on the letter before you send it.
3. I _____ my mom when I go to school.
4. After math class, it's time for a _____.
5. Ducks like to swim in a _____.
6. We _____ when the music ends.
7. I walk with my _____ held high.
8. Her shoes _____ on the floor when she walks.
9. The farmer grew a _____ of corn.
10. I don't like to _____ on cracks in the sidewalk.

Define It!**Write the spelling words that have the same meaning as the words below.**

11. close _____
12. stone _____
13. ill _____
14. leap _____
15. chance _____

Name _____

There are six spelling mistakes in the drama club flyer. Circle the misspelled words. Write the words correctly on the lines below.

Join the drama club! You can stepp up on stage and be a star! All of your friends are doing it, and now so can you.

When you join the drama club, you will enter a new world. You can pretend to be anything. Be a cat and gump on a mouse. Be an old frog on a roc in the middle of a ponnd. The only limit is your imagination.

Everyone is scared at first. But the only way to get over your fears is to try. With any lukk, when you walk off the stage, the people watching will clapp until their hands hurt.

The drama club is a great way to make new friends. Come and find the actor inside you. Join us!

1. _____

4. _____

2. _____

5. _____

3. _____

6. _____

Writing Activity

Write a postcard to an old friend describing your first day of school. Use at least four spelling words in your description.

Name _____

Look at the words in each set below. One word in each set is spelled correctly. Look at Sample A. The letter next to the correctly spelled word in Sample A has been shaded in. Do Sample B yourself. Shade the letter of the word that is spelled correctly. When you are sure you know what to do, go on with the rest of the page.

Sample A:

- Ⓐ lump
- Ⓑ lumpe
- Ⓒ lumpp
- Ⓓ luump

Sample B:

- Ⓔ tacke
- Ⓕ taak
- Ⓖ tack
- Ⓗ takk

1. Ⓐ klap
Ⓑ claap
Ⓒ clap
Ⓓ clapp

6. Ⓔ krop
Ⓕ cropp
Ⓖ crop
Ⓗ crope

11. Ⓐ miss
Ⓑ mis
Ⓒ myss
Ⓓ mys

2. Ⓔ stepp
Ⓕ step
Ⓖ steap
Ⓗ stap

7. Ⓐ snaak
Ⓑ snacc
Ⓒ snack
Ⓓ snac

12. Ⓔ stemp
Ⓕ stampe
Ⓖ Stampp
Ⓗ stamp

3. Ⓐ sick
Ⓑ siick
Ⓒ sik
Ⓓ syck

8. Ⓔ messe
Ⓕ mess
Ⓖ meass
Ⓗ mas

13. Ⓐ jump
Ⓑ jumpe
Ⓒ juump
Ⓓ juumpe

4. Ⓔ rawk
Ⓕ roock
Ⓖ rocke
Ⓗ rock

9. Ⓐ head
Ⓑ haed
Ⓒ hed
Ⓓ heade

14. Ⓔ cliek
Ⓕ click
Ⓖ clyck
Ⓗ cliik


5. Ⓐ lucke
Ⓑ luck
Ⓒ lucc
Ⓓ luk

10. Ⓔ shut
Ⓕ shutt
Ⓖ schut
Ⓗ schutt

15. Ⓐ ponde
Ⓑ pawnd
Ⓒ paund
Ⓓ pond

Name _____

Fold back the paper along the dotted line. Use the blanks to write each word as it is read aloud. When you finish the test, unfold the paper. Use the list at the right to correct any spelling mistakes.



- | | |
|----------------------------------|------------|
| 1. _____ | 1. date |
| 2. _____ | 2. fine |
| 3. _____ | 3. rose |
| 4. _____ | 4. lake |
| 5. _____ | 5. life |
| 6. _____ | 6. home |
| 7. _____ | 7. safe |
| 8. _____ | 8. rice |
| 9. _____ | 9. globe |
| 10. _____ | 10. plane |
| 11. _____ | 11. wise |
| 12. _____ | 12. smoke |
| 13. _____ | 13. grade |
| 14. _____ | 14. smile |
| 15. _____ | 15. come |
| Review Words 16. _____ | 16. clap |
| 17. _____ | 17. sick |
| 18. _____ | 18. crop |
| Challenge Words 19. _____ | 19. sneeze |
| 20. _____ | 20. escape |



Name _____

Using the Word Study Steps

1. LOOK at the word.
2. SAY the word aloud.
3. STUDY the letters in the word.
4. WRITE the word.
5. CHECK the word.
Did you spell the word right?
If not, go back to step 1.

Choose the spelling word that best completes the sentence.

1. My favorite flower is a _____ .
2. We have to fly in a _____ to visit my grandparents.
3. I make sure to put the _____ on the top of my letters.
4. Dave swims in the _____ every summer.
5. I looked at a _____ to see the country where my pen pal was from.
6. Jill saw _____ at the top of the house and knew there was a fire.
7. My favorite meal for dinner is _____ and chicken.
8. My younger sister is in the first _____ .
9. I asked my uncle to _____ over to help me with my homework.
10. To live a long _____ you should exercise and eat healthy food.
11. I wrote my brother a letter to ask him when he was coming _____ .
12. My grandfather tells me to always do my homework so I can be _____ when I grow up.
13. I _____ every time I see my new puppy.
14. To be _____ I look both ways when I cross the street.
15. I felt _____ after a lot of rest.



Name _____

date	lake	safe	plane	grade
fine	life	rice	wise	smile
rose	home	globe	smoke	come

Write the spelling words that contain each long vowel sound below.

long *a*

1. _____
2. _____
3. _____
4. _____
5. _____

long *o*

11. _____
12. _____
13. _____
14. _____

long *i*

6. _____
7. _____
8. _____
9. _____
10. _____

Name _____

date	lake	safe	plane	grade
fine	life	rice	wise	smile
rose	home	globe	smoke	come

It Takes Three

Write a spelling word that goes with the other two words.

1. pond, sea, _____
2. world, Earth, _____
3. smart, clever, _____
4. tulip, daisy, _____

What Does It Mean?

Write a spelling word that matches each clue below.

5. The place where you live _____
6. The day of the year _____
7. Not a frown _____
8. Flying machine _____
9. Rises from a fire _____
10. Out of harm's way _____
11. A side dish _____
12. A class or year in school _____
13. Arrive _____
14. Feeling well _____
15. A person's time on Earth _____

Name _____

There are five spelling mistakes in this letter. Circle the misspelled words. Write the words correctly on the lines below.

Dear Aunt Mary,

I am back in Boston! Our plain ride was fun. It was cool to look out the window and see the mountains and clouds. I even saw the layk when we were taking off! The people in those little cars had no idea I was watching them. It was great!

It was great to visit you, but I'm glad to be hoom, saif and sound. We must make sure to talk often. I will try to write you as many letters as I can. Please com and see us soon.

Love,

Margaret

1. _____

4. _____

2. _____

5. _____

3. _____

Writing Activity

Write a letter to your friend describing a trip you would like to take. Use at least three spelling words in your description.

Name _____

Look at the words in each set below. One word in each set is spelled correctly. Look at Sample A. The letter next to the correctly spelled word in Sample A has been shaded in. Do Sample B yourself. Shade the letter of the word that is spelled correctly. When you are sure you know what to do, go on with the rest of the page.

Sample A:

- Ⓐ gayt
- Ⓑ gate
- Ⓒ gaat
- Ⓓ gat


Sample B:

- Ⓔ niec
- Ⓕ nice
- Ⓖ nyce
- Ⓗ naice

- | | | |
|-----------|-------------|-------------|
| 1. Ⓐ date | 6. Ⓔ hoam | 11. Ⓐ wyse |
| Ⓑ dayt | Ⓕ home | Ⓑ wise |
| Ⓒ dait | Ⓖ howme | Ⓒ waise |
| Ⓓ dayte | Ⓗ haum | Ⓓ wize |
| 2. Ⓔ fin | 7. Ⓐ saife | 12. Ⓔ smoak |
| Ⓕ fyn | Ⓑ saif | Ⓕ smok |
| Ⓖ fine | Ⓒ seyfe | Ⓖ smoake |
| Ⓗ faine | Ⓓ safe | Ⓗ smoke |
| 3. Ⓐ rose | 8. Ⓔ ric | 13. Ⓐ grayd |
| Ⓑ roze | Ⓕ riis | Ⓑ grade |
| Ⓒ roase | Ⓖ rice | Ⓒ graid |
| Ⓓ roaze | Ⓗ ryce | Ⓓ graed |
| 4. Ⓔ lake | 9. Ⓐ gloob | 14. Ⓔ smyle |
| Ⓑ lacke | Ⓑ gloab | Ⓕ smiyel |
| Ⓒ layk | Ⓒ globe | Ⓖ smayle |
| Ⓗ laike | Ⓓ gloabe | Ⓗ smile |
| 5. Ⓐ leyf | 10. Ⓔ playn | 15. Ⓐ come |
| Ⓑ lyfe | Ⓕ plaen | Ⓑ kome |
| Ⓒ life | Ⓖ plaine | Ⓒ coome |
| Ⓓ lyf | Ⓗ plane | Ⓓ coam |

Name _____

Fold back the paper along the dotted line. Use the blanks to write each word as it is read aloud. When you finish the test, unfold the paper. Use the list at the right to correct any spelling mistakes.



- | | |
|----------------------------------|------------|
| 1. _____ | 1. fail |
| 2. _____ | 2. bay |
| 3. _____ | 3. pail |
| 4. _____ | 4. ray |
| 5. _____ | 5. plain |
| 6. _____ | 6. tray |
| 7. _____ | 7. trail |
| 8. _____ | 8. May |
| 9. _____ | 9. braid |
| 10. _____ | 10. sway |
| 11. _____ | 11. gray |
| 12. _____ | 12. plays |
| 13. _____ | 13. paint |
| 14. _____ | 14. snail |
| 15. _____ | 15. great |
| Review Words 16. _____ | 16. safe |
| 17. _____ | 17. rice |
| 18. _____ | 18. globe |
| Challenge Words 19. _____ | 19. lady |
| 20. _____ | 20. afraid |



Name _____

Using the Word Study Steps

1. LOOK at the word.
2. SAY the word aloud.
3. STUDY the letters in the word.
4. WRITE the word.
5. CHECK the word.
Did you spell the word right?
If not, go back to step 1.

Find and Circle

Where are the spelling words?

P	L	A	I	N	M	P	L	A	Y	S	O	E	H
A	B	R	A	I	D	A	G	R	E	A	T	S	F
I	A	T	S	K	C	I	R	A	Y	A	R	U	A
N	Y	S	N	A	I	L	A	N	P	M	A	Y	I
T	R	A	I	L	D	J	Y	S	W	A	Y	V	L



Name _____

fail	ray	trail	sway	paint
bay	plain	May	gray	snail
pail	tray	braid	plays	great

Write the spelling words that contain the matching spelling of the long a sound.

long a spelled ai

1. _____
2. _____
3. _____
4. _____
5. _____
6. _____
7. _____

long a spelled ay

9. _____
10. _____
11. _____
12. _____
13. _____
14. _____
15. _____

long a spelled ea

8. _____

Words Within Words

Add one letter to the word to create a spelling word.

16. _____ + ray = _____ or _____
17. _____ + nail = _____
18. _____ + way = _____
19. _____ + lays = _____

Name _____

fail	ray	trail	sway	paint
bay	plain	May	gray	snail
pail	tray	braid	plays	great

It Takes Three**Write a spelling word that goes with the other two words.**

- dish, plate, _____
- pond, lake, _____
- path, road, _____
- June, July, _____

What Does It Mean?**Write a spelling word that matches each clue below.**

- Very good _____
- Simple _____
- A beam of light _____
- Dull and gloomy _____
- An animal that moves slowly _____
- A bucket _____
- What a kitten does with yarn _____

Past Tense**To form the past tense of a verb you usually add *-ed*. Put these words in the past tense:**

- | | |
|-----------------|----------------|
| 12. braid _____ | 14. sway _____ |
| 13. paint _____ | 15. fail _____ |

Name _____

There are eight spelling mistakes in this paragraph. Circle the misspelled words. Write the words correctly on the lines below.

Every Mai I visit my grandma. She moved near the bae two years ago, but it already feels like home. It is a fun place to live. I always bring my payl and I fill it with sand and sometimes a snale gets in there. We sometimes have visitors. On nice days the seagulls fly over her house. I throw them bread crumbs and give them names.

My grandma plase lots of card games with me. She also teaches me a few card tricks. Sometimes we peant pictures of the trees in her yard.

After dinners we take walks on a trayl by the water. The sky is gray, the air is cool, and the sounds of the bay fill the night.

It is grait to visit grandma.

1. _____

5. _____

2. _____

6. _____

3. _____

7. _____

4. _____

8. _____

Writing Activity

Write about a place you like to visit. Use at least three spelling words in your description.

Name _____

Look at the words in each set below. One word in each set is spelled correctly. Look at Sample A. The letter next to the correctly spelled word in Sample A has been shaded in. Do Sample B yourself. Shade the letter of the word that is spelled correctly. When you are sure you know what to do, go on with the rest of the page.

Sample A:

- Ⓐ clai
- Ⓑ clae
- Ⓒ claa
- Ⓓ clay

Sample B:

- Ⓔ mayl
- Ⓕ mail
- Ⓖ mael
- Ⓗ mayle

1. Ⓐ fayle
Ⓑ fayl
Ⓒ fail
Ⓓ fale

2. Ⓔ bey
Ⓕ baye
Ⓖ bai
Ⓗ bay

3. Ⓐ payle
Ⓑ payl
Ⓒ pail
Ⓓ paile

4. Ⓔ rai
Ⓕ ray
Ⓖ raye
Ⓗ raie

5. Ⓐ plian
Ⓑ plain
Ⓒ plaen
Ⓓ playn

6. Ⓔ trai
Ⓕ tray
Ⓖ traye
Ⓗ traе

7. Ⓐ trail
Ⓑ trayl
Ⓒ trayle
Ⓓ treil

8. Ⓔ Mai
Ⓕ Maye
Ⓖ Mey
Ⓗ May

9. Ⓐ brade
Ⓑ brayd
Ⓒ brayde
Ⓓ braid

10. Ⓔ sway
Ⓕ swaye
Ⓖ swaie
Ⓗ swai

11. Ⓐ grae
Ⓑ grai
Ⓒ graye
Ⓓ gray

12. Ⓔ plaiz
Ⓕ plays
Ⓖ playz
Ⓗ plaes


13. Ⓐ paint
Ⓑ pante
Ⓒ paynt
Ⓓ paynte

14. Ⓔ snale
Ⓕ snail
Ⓖ snaile
Ⓗ snayle

15. Ⓐ great
Ⓑ grayt
Ⓒ grait
Ⓓ graite

Name _____

Fold back the paper along the dotted line. Use the blanks to write each word as it is read aloud. When you finish the test, unfold the paper. Use the list at the right to correct any spelling mistakes.



- | | |
|----------------------------------|-------------|
| 1. _____ | 1. gold |
| 2. _____ | 2. bowl |
| 3. _____ | 3. soak |
| 4. _____ | 4. sold |
| 5. _____ | 5. snow |
| 6. _____ | 6. loaf |
| 7. _____ | 7. roast |
| 8. _____ | 8. coast |
| 9. _____ | 9. scold |
| 10. _____ | 10. coal |
| 11. _____ | 11. slow |
| 12. _____ | 12. grows |
| 13. _____ | 13. show |
| 14. _____ | 14. float |
| 15. _____ | 15. blow |
| Review Words 16. _____ | 16. snail |
| 17. _____ | 17. plain |
| 18. _____ | 18. gray |
| Challenge Words 19. _____ | 19. window |
| 20. _____ | 20. program |



Name _____

Using the Word Study Steps

1. LOOK at the word.
2. SAY the word aloud.
3. STUDY the letters in the word.
4. WRITE the word.
5. CHECK the word.

Did you spell the word right?

If not, go back to step 1.

Fill in the missing letters of each word to create a spelling word.

- | | |
|------------------|----------------|
| 1. s h _____ | 9. s _____ l d |
| 2. r _____ s t | 10. b _____ l |
| 3. s c _____ l d | 11. c _____ l |
| 4. b l _____ | 12. s l _____ |
| 5. f l _____ t | 13. l _____ f |
| 6. g _____ l d | 14. s n _____ |
| 7. g r _____ s | 15. s _____ k |
| 8. c _____ s t | |

Choose the spelling word that best completes the sentence.

1. The boat will _____ on the lake.
2. _____ fell all night and covered the ground.
3. I like to have a _____ of ice cream for dessert.



Name _____

gold	sold	roast	coal	show
bowl	snow	coast	slow	float
soak	loaf	scold	grows	blow

Write the spelling words that contain the matching spelling of the long o sound.

long o spelled ow

1. _____
2. _____
3. _____
4. _____
5. _____
6. _____

long o spelled oa

10. _____
11. _____
12. _____
13. _____
14. _____
15. _____

long o spelled o

7. _____
8. _____
9. _____

Words Within Words

Write the spelling words that contain the small word.

16. old _____
17. oak _____
18. cold _____
19. oat _____
20. low _____

Name _____

gold	sold	roast	coal	show
bowl	snow	coast	slow	float
soak	loaf	scold	grows	blow

Words in Sentences**Write a spelling word to complete each sentence.**

- I had a _____ of soup for lunch.
- We bought a _____ of bread at the store.
- A penguin chick hatches and _____ up.
- Pieces of ice _____ on top of the water.
- Mark had to _____ his dog for digging up the flowers.
- The ground in Antarctica is covered in _____.
- They used to heat houses with _____.
- I brought my cat to school for _____ and tell.
- There were many _____ necklaces in the window of the store.
- The girls _____ cookies outside the store.
- On her birthday, Maggie will _____ out the candles on her cake.
- We had to _____ the sponges in water.

Opposite**Write the spelling word that is the opposite in meaning to the word below.**

- | | |
|----------------|------------------|
| 13. fast _____ | 15. sink _____ |
| 14. hide _____ | 16. praise _____ |

Name _____

There are seven spelling mistakes in this postcard. Circle the misspelled words. Write the words correctly on the lines below.

Dear Paula,

I told you I would send you a postcard! You sure do need to come here next summer. We had so much fun on our family vacation. We would sit on beaches that had sand the color of solid golde. The other penguins and I would play on the beach, flowte in the water, and soke up the sun. At night we would stay up late to listen to the singing of the whales while eating a big boal of ice cream.

I am sad that we have to leave the coste in a few days and go home to Antarctica. I hope there isn't too much sno at home. I will shoe you pictures when I get home.

See you soon,
Peter

1. _____

5. _____

2. _____

6. _____

3. _____

7. _____

4. _____

Writing Activity

Write about what you like to do on a cold or snowy day. Use at least three spelling words in your description.

Name _____

Look at the words in each set below. One word in each set is spelled correctly. Look at Sample A. The letter next to the correctly spelled word in Sample A has been shaded in. Do Sample B yourself. Shade the letter of the word that is spelled correctly. When you are sure you know what to do, go on with the rest of the page.

Sample A:

- Ⓐ roa
- Ⓑ row
- Ⓒ roaw
- Ⓓ rowe

Sample B:

- Ⓔ rowd
- Ⓕ rowde
- Ⓖ roade
- Ⓗ road

1. Ⓐ gowld
Ⓑ golde
Ⓒ gold
Ⓓ goald

6. Ⓔ lofe
Ⓕ loaf
Ⓖ loafe
Ⓗ lowf

11. Ⓐ slow
Ⓑ sloe
Ⓒ slowe
Ⓓ sloaw

2. Ⓔ bole
Ⓑ boal
Ⓒ boale
Ⓓ bowl

7. Ⓐ roast
Ⓑ roste
Ⓒ rowst
Ⓓ rost

12. Ⓔ grows
Ⓑ groaws
Ⓒ groze
Ⓓ groaz

3. Ⓐ soke
Ⓑ sowk
Ⓒ soak
Ⓓ sok

8. Ⓔ cowst
Ⓑ coast
Ⓒ coste
Ⓓ coaste

13. Ⓐ show
Ⓑ shoew
Ⓒ shoaw
Ⓓ showe

4. Ⓔ sowld
Ⓑ sold
Ⓒ soald
Ⓓ solde

9. Ⓐ scold
Ⓑ scowld
Ⓒ scoald
Ⓓ scolde

14. Ⓔ floet
Ⓑ flote
Ⓒ float
Ⓓ flowt


5. Ⓐ snow
Ⓑ snowe
Ⓒ snoe
Ⓓ snoa

10. Ⓔ coale
Ⓑ caol
Ⓒ cole
Ⓗ coal

15. Ⓐ bloa
Ⓑ bloae
Ⓒ blowe
Ⓓ blow

Name _____

Fold back the paper along the dotted line. Use the blanks to write each word as it is read aloud. When you finish the test, unfold the paper. Use the list at the right to correct any spelling mistakes.




- | | |
|----------------------------------|--------------|
| 1. _____ | 1. mild |
| 2. _____ | 2. sky |
| 3. _____ | 3. pie |
| 4. _____ | 4. might |
| 5. _____ | 5. find |
| 6. _____ | 6. fight |
| 7. _____ | 7. ties |
| 8. _____ | 8. right |
| 9. _____ | 9. fry |
| 10. _____ | 10. tight |
| 11. _____ | 11. child |
| 12. _____ | 12. flight |
| 13. _____ | 13. bright |
| 14. _____ | 14. buy |
| 15. _____ | 15. dye |
| Review Words 16. _____ | 16. soak |
| 17. _____ | 17. bowl |
| 18. _____ | 18. gold |
| Challenge Words 19. _____ | 19. wind |
| 20. _____ | 20. children |



Name _____

Using the Word Study Steps

1. LOOK at the word.
2. SAY the word aloud.
3. STUDY the letters in the word.
4. WRITE the word.
5. CHECK the word.
Did you spell the word right?
If not, go back to step 1.



Crossword Puzzle

Read the clues. Then use the spelling words to complete the sentences.

ACROSS

1. I use my _____ to think.
2. The plane _____ was long.
4. I _____ milk for my new kitten.
5. The pants were too _____.
6. David _____ his shoes.
8. I cannot _____ my winter coat.
10. My answer was _____.
11. She uses _____ to color her hair.

DOWN

1. He closed the door with all his _____.
2. Let's _____ fish for dinner.
3. The _____ missed his mother.
4. The sun is _____.
7. The bird flew up high in the _____.
8. The two angry dogs got into a _____.
9. We ate apple _____.



Name _____

mild	might	ties	tight	bright
sky	find	right	child	buy
pie	fight	fry	flight	dye

Write the spelling words that contain the matching spelling of the long *i* sound.

long *i* spelled *ie*

1. _____
2. _____

long *i* spelled *y*

9. _____
10. _____

long *i* spelled *igh*

3. _____
4. _____
5. _____
6. _____
7. _____
8. _____

long *i* spelled *i*

11. _____
12. _____
13. _____

Name _____

mild	might	ties	tight	bright
sky	find	right	child	buy
pie	fight	fry	flight	dye

Analogies

Use the clues to find the correct spelling word. Write your answer on the line.

1. not spicy _____
2. to discover something _____
3. the opposite of *wrong* _____
4. to get something at the store _____
5. a young person _____

In the Dictionary

Many dictionary entries have sample sentences that show how the word can be used.

Complete each sample sentence with a spelling word.

6. The cook baked a peach _____.
7. The car's lights were very _____ .
8. Birds fly in the _____.
9. I _____ come to the party late.
10. You use _____ to change the color of cloth.

Name _____

There are seven spelling mistakes in these paragraphs. Circle the misspelled words. Write the words correctly on the lines below.

“Mom, can I leave yet?” yelled Lisa. Tomorrow was Lisa’s birthday and she was getting a new puppy. She loved to go to the pet store and look at the puppy she had picked out.

“Have you finished your dinner and had a piece of pye?” asked Lisa’s mother.

“Yes mom,” replied Lisa.

“Alright, you can go but you myght not be able to see your puppy because the store is closed,” said Lisa’s mother.

Lisa didn’t even hear her mother because she ran rieght out the door to see her puppy.

Lisa skipped down the street. She thought about her new puppy and how happy she was that she could fynde a puppy she liked. When she got to the store she peeked in the window. There he was playing in his wire cage. The store was closed and the lights were off. She could see his eyes that were as brit as the blue skigh. He had brown fur and his tail was all black. Lisa had the green leash picked out and couldn’t wait to bye it. This was the best birthday ever!

- | | | |
|----------|----------|----------|
| 1. _____ | 4. _____ | 7. _____ |
| 2. _____ | 5. _____ | |
| 3. _____ | 6. _____ | |

Writing Activity

Write about something you can’t wait to happen. Use at least three spelling words in your description.

Name _____

Look at the words in each set below. One word in each set is spelled correctly. Look at Sample A. The letter next to the correctly spelled word in Sample A has been shaded in. Do Sample B yourself. Shade the letter of the word that is spelled correctly. When you are sure you know what to do, go on with the rest of the page.

Sample A:

- Ⓐ cind
- Ⓑ kind
- Ⓒ kynd
- Ⓓ cynd

Sample B:

- Ⓔ light
- Ⓕ lyte
- Ⓖ liet
- Ⓗ lyght

1. Ⓐ mild
Ⓑ myld
Ⓒ mighld
Ⓓ mield

2. Ⓔ skie
Ⓕ sky
Ⓖ boale
Ⓗ skigh

3. Ⓐ pye
Ⓑ pigh
Ⓒ py
Ⓓ pie

4. Ⓔ might
Ⓕ myte
Ⓖ myght
Ⓗ mayt

5. Ⓐ find
Ⓑ fynd
Ⓒ finde
Ⓓ fighnd

6. Ⓔ fite
Ⓕ fyte
Ⓖ fight
Ⓗ fyet

7. Ⓐ tyse
Ⓑ tighs
Ⓒ tiyes
Ⓓ ties

8. Ⓔ ryte
Ⓕ riyt
Ⓖ right
Ⓗ riet

9. Ⓐ frie
Ⓑ frye
Ⓒ fry
Ⓓ fright

10. Ⓔ tight
Ⓕ tite
Ⓖ tyte
Ⓗ tighte

11. Ⓐ chyld
Ⓑ child
Ⓒ childe
Ⓓ chylde

12. Ⓔ flyte
Ⓕ fliet
Ⓖ flight
Ⓗ flite

13. Ⓐ bryte
Ⓑ bryt
Ⓒ bryght
Ⓓ bright

14. Ⓔ bie
Ⓕ buy
Ⓖ bigh
Ⓗ buye

15. Ⓐ digh
Ⓑ dye
Ⓒ diegh
Ⓓ dygh

Name _____

Read each sentence. If an underlined word is spelled wrong, fill in the circle that goes with that word. If no word is spelled wrong, fill in the circle below NONE. Read Sample A, and do Sample B.


- | | |
|---|---|
| <p>A. She <u>sold</u> her <u>pye</u> at the <u>May</u> fair.</p> <p style="text-align: center;">A B C</p> | <p style="text-align: right;">NONE</p> <p>A. (A) (B) (C) (D)</p> |
| <p>B. I <u>might</u> <u>shut</u> my eyes if the <u>skie</u> gets too bright.</p> <p style="text-align: center;">E F G</p> | <p style="text-align: right;">NONE</p> <p>B. (E) (F) (G) (H)</p> |
| <p>1. There was a <u>great</u> <u>claap</u> of thunder in the <u>sky</u>.</p> <p style="text-align: center;">A B C</p> | <p style="text-align: right;">NONE</p> <p>1. (A) (B) (C) (D)</p> |
| <p>2. The <u>wise</u> man <u>rose</u> early to <u>pante</u>.</p> <p style="text-align: center;">E F G</p> | <p style="text-align: right;">NONE</p> <p>2. (E) (F) (G) (H)</p> |
| <p>3. I will get a good <u>grade</u> if I <u>kum</u> up with the <u>right</u> answer.</p> <p style="text-align: center;">A B C</p> | <p style="text-align: right;">NONE</p> <p>3. (A) (B) (C) (D)</p> |
| <p>4. The <u>child</u> <u>plays</u> with finger <u>paint</u>.</p> <p style="text-align: center;">E F G</p> | <p style="text-align: right;">NONE</p> <p>4. (E) (F) (G) (H)</p> |
| <p>5. I <u>fail</u> to see how you could <u>myss</u> all three <u>plays</u>.</p> <p style="text-align: center;">A B C</p> | <p style="text-align: right;">NONE</p> <p>5. (A) (B) (C) (D)</p> |
| <p>6. Her <u>head</u> <u>myght</u> ache if you <u>shut</u> the door too loudly.</p> <p style="text-align: center;">E F G</p> | <p style="text-align: right;">NONE</p> <p>6. (E) (F) (G) (H)</p> |
| <p>7. The <u>lofe</u> of bread and the <u>pie</u> were <u>slow</u> to bake.</p> <p style="text-align: center;">A B C</p> | <p style="text-align: right;">NONE</p> <p>7. (A) (B) (C) (D)</p> |
| <p>8. In <u>May</u> we will <u>come</u> to Boston to visit my <u>grait</u> aunt.</p> <p style="text-align: center;">E F G</p> | <p style="text-align: right;">NONE</p> <p>8. (E) (F) (G) (H)</p> |
| <p>9. The balloon <u>rose</u> high into the <u>golde</u> <u>sky</u>.</p> <p style="text-align: center;">A B C</p> | <p style="text-align: right;">NONE</p> <p>9. (A) (B) (C) (D)</p> |
| <p>10. The <u>chylde</u> will <u>clap</u> and <u>smile</u> when her mother returns.</p> <p style="text-align: center;">E F G</p> | <p style="text-align: right;">NONE</p> <p>10. (E) (F) (G) (H)</p> |
| <p>11. She was <u>slow</u> to admit she <u>might</u> <u>fale</u> the test.</p> <p style="text-align: center;">A B C</p> | <p style="text-align: right;">NONE</p> <p>11. (A) (B) (C) (D)</p> |

Name _____

- | | |
|--|--|
| <p>12. My uncle <u>grows</u> a <u>crop</u> of <u>gold</u> wheat on his farm.
 <u>E</u> <u>F</u> <u>G</u></p> | <p>NONE
 12. (E) (F) (G) (H)</p> |
| <p>13. I <u>miss</u> seeing the <u>loaf</u> of bread as it <u>gros</u> in the oven.
 <u>A</u> <u>B</u> <u>C</u></p> | <p>NONE
 13. (A) (B) (C) (D)</p> |
| <p>14. It is not <u>rihte</u> to <u>smile</u> when others <u>fail</u>.
 <u>E</u> <u>F</u> <u>G</u></p> | <p>NONE
 14. (E) (F) (G) (H)</p> |
| <p>15. She <u>sold</u> the red <u>roze</u> to the <u>wise</u> woman.
 <u>A</u> <u>B</u> <u>C</u></p> | <p>NONE
 15. (A) (B) (C) (D)</p> |
| <p>16. The <u>head</u> of the school <u>schut</u> the door to talk to the
 <u>E</u> <u>F</u>
 <u>grade 4</u> teacher.
 <u>G</u></p> | <p>NONE
 16. (E) (F) (G) (H)</p> |
| <p>17. The corn <u>crop</u> <u>grows</u> at a <u>slo</u> rate.
 <u>A</u> <u>B</u> <u>C</u></p> | <p>NONE
 17. (A) (B) (C) (D)</p> |
| <p>18. We used <u>gold</u> <u>paint</u> on the costumes for the <u>plaise</u>.
 <u>E</u> <u>F</u> <u>G</u></p> | <p>NONE
 18. (E) (F) (G) (H)</p> |
| <p>19. She will <u>miss</u> the apple <u>piy</u> if she does not <u>come</u> soon.
 <u>A</u> <u>B</u> <u>C</u></p> | <p>NONE
 19. (A) (B) (C) (D)</p> |
| <p>20. The <u>child</u> will finish third <u>graid</u> in <u>May</u>.
 <u>E</u> <u>F</u> <u>G</u></p> | <p>NONE
 20. (E) (F) (G) (H)</p> |
| <p>21. It is <u>wyze</u> to <u>shut</u> the windows if the <u>sky</u> turns gray.
 <u>A</u> <u>B</u> <u>C</u></p> | <p>NONE
 21. (A) (B) (C) (D)</p> |
| <p>22. The <u>right</u> <u>crop</u> can always be <u>solde</u>.
 <u>E</u> <u>F</u> <u>G</u></p> | <p>NONE
 22. (E) (F) (G) (H)</p> |
| <p>23. The <u>loaf</u> was <u>sold</u> to the man at the <u>hade</u> table.
 <u>A</u> <u>B</u> <u>C</u></p> | <p>NONE
 23. (A) (B) (C) (D)</p> |
| <p>24. We <u>clap</u> when the <u>great</u> actors <u>smile</u>.
 <u>E</u> <u>F</u> <u>G</u></p> | <p>NONE
 24. (E) (F) (G) (H)</p> |
| <p>25. I <u>might</u> bake a different <u>pie</u> this <u>Mai</u>.
 <u>A</u> <u>B</u> <u>C</u></p> | <p>NONE
 25. (A) (B) (C) (D)</p> |

Name _____

Fold back the paper along the dotted line. Use the blanks to write each word as it is read aloud. When you finish the test, unfold the paper. Use the list at the right to correct any spelling mistakes.



- | | |
|----------------------------------|-------------|
| 1. _____ | 1. heel |
| 2. _____ | 2. seal |
| 3. _____ | 3. weak |
| 4. _____ | 4. week |
| 5. _____ | 5. bean |
| 6. _____ | 6. creek |
| 7. _____ | 7. speaks |
| 8. _____ | 8. team |
| 9. _____ | 9. free |
| 10. _____ | 10. green |
| 11. _____ | 11. clean |
| 12. _____ | 12. cream |
| 13. _____ | 13. street |
| 14. _____ | 14. freeze |
| 15. _____ | 15. field |
| Review Words 16. _____ | 16. right |
| 17. _____ | 17. pie |
| 18. _____ | 18. child |
| Challenge Words 19. _____ | 19. sixteen |
| 20. _____ | 20. peanut |



Name _____

Using the Word Study Steps


1. LOOK at the word.
2. SAY the word aloud.
3. STUDY the letters in the word.
4. WRITE the word.
5. CHECK the word.
Did you spell the word right?
If not, go back to step 1.

Crossword Puzzle

Solve the crossword puzzle with spelling words that complete the sentences.

ACROSS

2. After the show, we _____ the dressing rooms.
6. There is a scene in the play that happens near a watery _____.
9. If you leave the water outside, it will _____.
10. James played the part of a baby _____ in the zoo scene.
11. I clap when my _____ scores a goal.



DOWN

1. The ants carried a small black _____ away from the picnic.
3. I was too _____ to carry the heavy sets.
4. We passed a _____ that was lit by a beautiful sunset.
5. Sometimes we play our guitars on the _____ to make extra money.
6. Aunt Sarah likes to put _____ in her tea.
7. I painted the leaves on the forest set bright _____.
8. Some gum got stuck under the _____ of my shoe.



Name _____

heel	week	speaks	green	street
seal	bean	team	clean	freeze
weak	creek	free	cream	field

Vowel Power

Write the spelling words that contain the matching spelling of the long e sound.

long e spelled ea

1. _____

5. _____

2. _____

6. _____

3. _____

7. _____

4. _____

long e spelled ee

8. _____

12. _____

9. _____

13. _____

10. _____

14. _____

11. _____

Rhyme Time

Write the spelling word that rhymes with each word below.

15. treat _____

16. bean _____

Name _____

heel	week	speaks	green	street
seal	bean	team	clean	freeze
weak	creek	free	cream	field

It Takes Three

Write a spelling word that goes with the other two words.

1. blue, yellow, _____
2. pea, pod, _____
3. group, club, _____
4. road, highway, _____

What Does It Mean?

Write a spelling word that matches each clue below.

5. Says _____
6. Thick milk _____
7. A grassy area _____
8. Not strong _____
9. Make ice from water _____
10. Scrub or wash _____
11. A part of the foot _____
12. Close tightly _____
13. Small stream _____
14. At no cost _____
15. Seven days _____

Name _____

Proofreading

There are six spelling mistakes in these paragraphs. Circle the misspelled words. Write the words correctly on the lines below.

This year I joined the dance team at school. It's been so much fun. We've been practicing for a long time for our big show. I play the part of a butterfly. I get to do one dance all by myself.

I can't believe that it is just one week away. The teachers helped us build our stage outside on the soccer field. My mom made my costume. It's dark green with pretty, colorful wings. Mom also fixed the loose heel of my shoe.

Mom and dad bought their tickets last week. My sister gets hers for free because she goes to school here, too. Some of the other dancers are nervous, but not me. I can't wait for the show to begin.

1. _____

4. _____

2. _____

5. _____

3. _____

6. _____

Writing Activity

Write a description of a favorite after-school activity. Use at least four spelling words in your description.

Name _____

Look at the words in each set below. One word in each set is spelled correctly. Look at Sample A. The letter next to the correctly spelled word in Sample A has been shaded in. Do Sample B yourself. Shade the letter of the word that is spelled correctly. When you are sure you know what to do, go on with the rest of the page.

Sample A:

- Ⓐ grene
- Ⓑ grean
- Ⓒ grien
- Ⓓ green

Sample B:

- Ⓔ sneze
- Ⓕ sneeze
- Ⓖ sneez
- Ⓗ sneaze

1. Ⓐ heale
Ⓑ hele
Ⓒ heel
Ⓓ hiel

6. Ⓔ crik
Ⓕ creake
Ⓖ creek
Ⓗ creke

11. Ⓐ clene
Ⓑ clean
Ⓒ cleen
Ⓓ cleene

2. Ⓔ siel
Ⓕ seel
Ⓖ sele
Ⓗ seal

7. Ⓐ speeks
Ⓑ speaks
Ⓒ speiks
Ⓓ spekes

12. Ⓔ creem
Ⓕ creim
Ⓖ criem
Ⓗ cream

3. Ⓐ weik
Ⓑ weeke
Ⓒ weake
Ⓓ weak

8. Ⓔ tiem
Ⓕ teim
Ⓖ team
Ⓗ teme

13. Ⓐ streat
Ⓑ street
Ⓒ streit
Ⓓ striet

4. Ⓔ wiek
Ⓕ week
Ⓖ weik
Ⓗ weake

9. Ⓐ free
Ⓑ frea
Ⓒ frey
Ⓓ frie

14. Ⓔ freeze
Ⓕ freze
Ⓖ freaz
Ⓗ freaze


5. Ⓐ bean
Ⓑ bene
Ⓒ beane
Ⓓ beene

10. Ⓔ grene
Ⓕ green
Ⓖ grean
Ⓗ greene

15. Ⓐ feeld
Ⓑ field
Ⓒ feald
Ⓓ feild

Name _____

Fold back the paper along the dotted line. Use the blanks to write each word as it is read aloud. When you finish the test, unfold the paper. Use the list at the right to correct any spelling mistakes.



- | | |
|----------------------------------|---------------|
| 1. _____ | 1. chick |
| 2. _____ | 2. much |
| 3. _____ | 3. pitch |
| 4. _____ | 4. teacher |
| 5. _____ | 5. chum |
| 6. _____ | 6. lunch |
| 7. _____ | 7. ditch |
| 8. _____ | 8. cheek |
| 9. _____ | 9. hatch |
| 10. _____ | 10. cheese |
| 11. _____ | 11. bench |
| 12. _____ | 12. chunk |
| 13. _____ | 13. stretch |
| 14. _____ | 14. watching |
| 15. _____ | 15. crunching |
| Review Words 16. _____ | 16. weak |
| 17. _____ | 17. green |
| 18. _____ | 18. seal |
| Challenge Words 19. _____ | 19. catcher |
| 20. _____ | 20. sandwich |



Name _____

Using the Word Study Steps

1. LOOK at the word.
2. SAY the word aloud.
3. STUDY the letters in the word.
4. WRITE the word.
5. CHECK the word.
Did you spell the word right?
If not, go back to step 1.

Find and Circle

Where are the spelling words?

C	H	E	E	K	W	L	K	S	Y
C	H	U	N	K	A	M	G	T	T
H	A	X	Y	R	T	V	B	R	E
E	C	H	U	M	C	P	E	E	A
E	D	I	T	C	H	I	N	T	C
S	Q	W	H	E	I	T	C	C	H
E	F	J	L	U	N	C	H	H	E
V	M	U	C	H	G	H	E	F	R
C	R	U	N	C	H	I	N	G	S
H	A	T	C	H	C	H	I	C	K



Name _____

chick	teacher	ditch	cheese	stretch
much	chum	cheek	bench	watching
pitch	lunch	hatch	chunk	crunching

Write the spelling words with these spelling patterns.

ch

- | | |
|----------|-----------|
| 1. _____ | 6. _____ |
| 2. _____ | 7. _____ |
| 3. _____ | 8. _____ |
| 4. _____ | 9. _____ |
| 5. _____ | 10. _____ |

tch

- | | |
|-----------|-----------|
| 11. _____ | 14. _____ |
| 12. _____ | 15. _____ |
| 13. _____ | |

Sounds Alike

Write the spelling words that rhyme with the words below. Then circle the letters that spell the /ch/ sound in each word.

- | | |
|------------------|-----------------|
| 16. leak _____ | 19. munch _____ |
| 17. clench _____ | 20. such _____ |
| 18. lick _____ | |

Name _____

chick	teacher	ditch	cheese	stretch
much	chum	cheek	bench	watching
pitch	lunch	hatch	chunk	crunching

What's the Word?

Complete each sentence with a word from the spelling list.

- The snow made a _____ sound as the wolf walked across it.
- We eat _____ after science class.
- When will the birds _____ from their eggs?
- I sat down on a park _____ to write my letter.
- The baby _____ was soft and fuzzy.
- Our _____ told us a story about a wolf.
- He would like a grilled _____ sandwich.
- Are you _____ the baseball game on Friday night?
- _____ the ball over the plate.
- You should take a walk to _____ your legs.

Define It!

Write the spelling words that have the same meaning as the words or phrases below.

- friend _____
- a lot _____
- large piece _____
- part of a face _____
- hole _____

Name _____

Proofreading

There are six spelling mistakes in the story. Circle the misspelled words. Write the words correctly on the lines below.

One day a wolf went out in the woods for a walk. He was hungry so he went looking for some lounch. He saw a dich along the path. He decided to hide there to wait for a nice fat mouse to come along.

The wolf sat in the hole for a long time. He was tired of waching, but he was still very hungry. Suddenly, he heard footsteps cruncing the leaves on the path. He peeked out of the ditch and saw a little gray mouse dragging a bag.

The wolf leapt out of the hole and stood in front of the little mouse. Not very big, thought the wolf, but she will have to do. The mouse was scared, but then she had an idea.

“How about some cheez?” she said to the wolf. She reached into her bag and pulled out some cheese. The wolf looked at the large chunc of cheddar that the little mouse offered and then at the tiny size of the mouse.

“Thank you,” said the wolf. “That would be great.”

- | | | |
|----------|----------|----------|
| 1. _____ | 3. _____ | 5. _____ |
| 2. _____ | 4. _____ | 6. _____ |

Writing Activity

Write a story about a two animals meeting in the woods. Use four spelling words in your writing.

Name _____

Look at the words in each set below. One word in each set is spelled correctly. Look at Sample A. The letter next to the correctly spelled word in Sample A has been shaded in. Do Sample B yourself. Shade the letter of the word that is spelled correctly. When you are sure you know what to do, go on with the rest of the page.

Sample A:

- Ⓐ sheck
- Ⓑ ceck
- Ⓒ check
- Ⓓ schek


Sample B:

- Ⓔ watch
- Ⓕ wach
- Ⓖ watsch
- Ⓗ whach

- | | | |
|-------------|--------------|-----------------|
| 1. Ⓐ chick | 6. Ⓔ lonch | 11. Ⓐ bench |
| Ⓑ shick | Ⓕ lunsh | Ⓑ bentch |
| Ⓒ chik | Ⓖ lunch | Ⓒ bensh |
| Ⓓ schick | Ⓗ lunsch | Ⓓ bentsh |
| 2. Ⓔ mutch | 7. Ⓐ ditsh | 12. Ⓔ shunck |
| Ⓕ mutsh | Ⓑ dich | Ⓕ shunk |
| Ⓖ musch | Ⓒ detch | Ⓖ chunk |
| Ⓗ much | Ⓓ ditch | Ⓗ chunk |
| 3. Ⓐ pish | 8. Ⓔ sheak | 13. Ⓐ strech |
| Ⓑ pitsh | Ⓕ cheek | Ⓑ stretch |
| Ⓒ pitch | Ⓖ cheak | Ⓒ stretsch |
| Ⓓ pich | Ⓗ cheec | Ⓓ shtrech |
| 4. Ⓔ techer | 9. Ⓐ hach | 14. Ⓔ waching |
| Ⓕ teacher | Ⓑ hatch | Ⓕ wasching |
| Ⓖ teasher | Ⓒ hasch | Ⓖ watching |
| Ⓗ teatcher | Ⓓ hatsch | Ⓗ wathing |
| 5. Ⓐ chumm | 10. Ⓔ cheese | 15. Ⓐ crunching |
| Ⓑ schum | Ⓕ cheeze | Ⓑ cruntching |
| Ⓒ chume | Ⓖ sheese | Ⓒ cruching |
| Ⓓ chum | Ⓗ chese | Ⓓ crunshing |

Name _____

Fold back the paper along the dotted line. Use the blanks to write each word as it is read aloud. When you finish the test, unfold the paper. Use the list at the right to correct any spelling mistakes.



- | | |
|----------------------------------|-------------|
| 1. _____ | 1. thick |
| 2. _____ | 2. this |
| 3. _____ | 3. truth |
| 4. _____ | 4. whales |
| 5. _____ | 5. shock |
| 6. _____ | 6. fish |
| 7. _____ | 7. what |
| 8. _____ | 8. sixth |
| 9. _____ | 9. them |
| 10. _____ | 10. washing |
| 11. _____ | 11. wheel |
| 12. _____ | 12. pathway |
| 13. _____ | 13. month |
| 14. _____ | 14. dishpan |
| 15. _____ | 15. weather |
| Review Words 16. _____ | 16. lunch |
| 17. _____ | 17. chick |
| 18. _____ | 18. pitch |
| Challenge Words 19. _____ | 19. shadow |
| 20. _____ | 20. thicken |



Name _____

Using the Word Study Steps

1. LOOK at the word.
2. SAY the word aloud.
3. STUDY the letters in the word.
4. WRITE the word.
5. CHECK the word.
Did you spell the word right?
If not, go back to step 1.

Find Rhyming Words

Circle the word in each row that rhymes with the spelling word on the left.

- | | | | |
|-------------------|---------|---------|---------|
| 1. snails | whales | smells | walls |
| 2. seal | sell | wheel | swell |
| 3. feather | farther | weather | whisper |
| 4. stick | thick | stink | sink |
| 5. tooth | soot | toot | truth |
| 6. miss | mister | this | think |
| 7. wish | fish | fit | finish |
| 8. shut | shot | shop | what |
| 9. stem | stern | storm | them |
| 10. rock | shake | shock | short |



Name _____

thick	whales	what	washing	month
this	shock	sixth	wheel	dishpan
truth	fish	them	pathway	weather

Write the spelling words with these spelling patterns.

th

- | | | |
|----------|----------|----------|
| 1. _____ | 4. _____ | 7. _____ |
| 2. _____ | 5. _____ | 8. _____ |
| 3. _____ | 6. _____ | |

wh

sh

- | | |
|-----------|-----------|
| 9. _____ | 12. _____ |
| 10. _____ | 13. _____ |
| 11. _____ | 14. _____ |
| | 15. _____ |

Syllable Stuff

Write the spelling words that have one syllable:

- | | | |
|-----------|-----------|-----------|
| 16. _____ | 20. _____ | 24. _____ |
| 17. _____ | 21. _____ | 25. _____ |
| 18. _____ | 22. _____ | 26. _____ |
| 19. _____ | 23. _____ | |

Write the spelling words that have two syllables:

- | | |
|-----------|-----------|
| 27. _____ | 29. _____ |
| 28. _____ | 30. _____ |

Name _____

thick	whales	what	washing	month
this	shock	sixth	wheel	dishpan
truth	fish	them	pathway	weather

What's the Word?

Complete each sentence with a spelling word.

- In college, I will study _____ events such as hurricanes.
- She was _____ her hands before cooking class.
- Next _____ my family will go visit my aunt.
- I want to study _____, fish, and other ocean life when I grow up.
- Last year, Mary came in _____ place in the national spelling bee.
- The _____ is that no one knows what will happen many years from now.
- _____ book is very interesting.
- _____ do you want to be when you grow up?
- People who lived in the past are interesting. I like to learn about _____.
- Eating _____ has always been part of the diet in the United States.

Define It!

Write the spelling words that have the same meaning as the words or phrases below.

- | | |
|----------------------------------|-----------------|
| 11. part of a car _____ | 13. upset _____ |
| 12. tub for washing plates _____ | 14. trail _____ |

Name _____

Proofreading

There are six spelling mistakes in the letter below. Circle the misspelled words. Write the words correctly on the lines below.

Dear Joe,

I have to tell you about my trip to the coast last munth. We went out on a boat to look for wales! It was quite an adventure. It made me very happy because I want to study ocean life when I grow up.

The wether was nice when we set out, sunny and warm. We saw a lot of fisch, which was fun. I took many notes. After we ate lunch, the sky got very dark and it started to rain. The boat was big but it still rocked a lot in the waves. To tell you the trouth, I was a little bit scared.

Then, we saw thiem: ten whales swimming in the distance. It was great.

When I get older, I want to learn more about these animals. Our guide told me that I could study whales in college. When I get my photos back, I will send you one.

Your friend,
Elizabeth

- | | | |
|----------|----------|----------|
| 1. _____ | 3. _____ | 5. _____ |
| 2. _____ | 4. _____ | 6. _____ |

Writing Activity

Write a paragraph about what kind of job you would like to have in the future. Use at least four spelling words.

Name _____

Look at the words in each set below. One word in each set is spelled correctly. Look at Sample A. The letter next to the correctly spelled word in Sample A has been shaded in. Do Sample B yourself. Shade the letter of the word that is spelled correctly. When you are sure you know what to do, go on with the rest of the page.

Sample A:

- Ⓐ each
- Ⓑ eatch
- Ⓒ eash
- Ⓓ eatsch


Sample B:

- Ⓔ wich
- Ⓕ weth
- Ⓖ wit
- Ⓗ with

- | | | |
|-------------|---------------|---------------|
| 1. Ⓐ thisk | 6. Ⓔ feesh | 11. Ⓐ wheel |
| Ⓑ tick | Ⓕ fish | Ⓑ weel |
| Ⓒ thich | Ⓖ fich | Ⓒ wheal |
| Ⓓ thick | Ⓗ fesh | Ⓓ while |
| 2. Ⓔ thiss | 7. Ⓐ what | 12. Ⓔ patway |
| Ⓕ this | Ⓑ wat | Ⓕ pathwhay |
| Ⓖ thes | Ⓒ watt | Ⓖ phatway |
| Ⓗ thess | Ⓓ whaut | Ⓗ pathway |
| 3. Ⓐ truuth | 8. Ⓔ sith | 13. Ⓐ mont |
| Ⓑ trut | Ⓕ sickth | Ⓑ munth |
| Ⓒ truth | Ⓖ siskth | Ⓒ muntth |
| Ⓓ ruth | Ⓗ sixth | Ⓓ month |
| 4. Ⓔ wales | 9. Ⓐ them | 14. Ⓔ dishpan |
| Ⓕ whayles | Ⓑ tem | Ⓕ dichpan |
| Ⓖ whales | Ⓒ thum | Ⓖ ditchpan |
| Ⓗ whaels | Ⓓ dem | Ⓗ deshpan |
| 5. Ⓐ shawk | 10. Ⓔ waching | 15. Ⓐ wether |
| Ⓑ shock | Ⓕ washing | Ⓑ wheather |
| Ⓒ schawk | Ⓖ whashing | Ⓒ weather |
| Ⓓ chack | Ⓗ wasching | Ⓓ weater |

Name _____

Fold back the paper along the dotted line. Use the blanks to write each word as it is read aloud. When you finish the test, unfold the paper. Use the list at the right to correct any spelling mistakes.



- | | |
|----------------------------------|--------------|
| 1. _____ | 1. thread |
| 2. _____ | 2. scrubs |
| 3. _____ | 3. spree |
| 4. _____ | 4. screams |
| 5. _____ | 5. stream |
| 6. _____ | 6. scratch |
| 7. _____ | 7. spread |
| 8. _____ | 8. throne |
| 9. _____ | 9. three |
| 10. _____ | 10. screens |
| 11. _____ | 11. spray |
| 12. _____ | 12. throw |
| 13. _____ | 13. strong |
| 14. _____ | 14. scraped |
| 15. _____ | 15. strength |
| Review Words 16. _____ | 16. thick |
| 17. _____ | 17. washing |
| 18. _____ | 18. whales |
| Challenge Words 19. _____ | 19. streamer |
| 20. _____ | 20. scribble |



Name _____

Using the Word Study Steps

1. LOOK at the word.
2. SAY the word aloud.
3. STUDY the letters in the word.
4. WRITE the word.
5. CHECK the word.
Did you spell the word right?
If not, go back to step 1.

Find and Circle

Where are the spelling words?

P	C	S	C	R	E	E	N	S	W	X
S	T	R	E	N	G	T	H	P	Z	K
C	S	B	M	F	J	H	U	R	V	T
R	C	W	S	T	H	R	E	A	D	H
U	R	S	P	L	Z	O	N	Y	Y	R
B	A	C	R	R	M	W	G	K	P	O
S	P	R	E	E	O	O	Q	W	N	N
S	E	E	A	S	T	R	O	N	G	E
H	D	A	D	D	T	H	R	E	E	Z
A	Q	M	H	S	T	R	E	A	M	U
F	V	S	C	R	A	T	C	H	S	C



Name _____

thread	screams	spread	screens	strong
scrubs	stream	throne	spray	scraped
spree	scratch	three	throw	strength

Write the spelling words for each of these clusters below.***thr***

1. _____
2. _____
3. _____
4. _____

scr

5. _____
6. _____
7. _____
8. _____
9. _____

spr

10. _____
11. _____
12. _____

str

13. _____
14. _____
15. _____

What's in a Word?**Write the spelling words in which you can find the smaller word.**

16. ray _____
17. rub _____
18. row _____

Name _____

thread	screams	spread	screens	strong
scrubs	stream	throne	spray	scraped
spree	scratch	three	throw	strength

It Takes Three

Write a spelling word that goes with the other two words.

1. sewing, needle, _____
2. yells, hollers, _____
3. river, brook, _____
4. mist, water, _____
5. cleans, washes, _____

What Does It Mean?

Write a spelling word that matches each clue below.

6. Where a king sits _____
7. Having great power _____
8. What they show movies on _____
9. What you do with a ball _____
10. To cut with a fingernail _____

Make a Sentence

Use each word in a sentence.

11. strong _____
12. three _____
13. scraped _____
14. spree _____

Name _____

Proofreading

There are six spelling mistakes in this TV broadcast. Circle the misspelled words. Write the words correctly on the lines below.

Hello, everyone! This is Wendy Mills reporting live from the space shuttle lift-off. And what a sight it is. The shuttle is ready to go. The crowd is spread out across a huge field. You can hear screams of excitement all around. NASA has set up three big screens that show what is going on inside the shuttle. The captain sits in a chair that is as big as a throne! Outside, workers are lifting lots of heavy equipment. Wow, they sure must be strong to carry all that weight. Any minute now they will throw the switch and the shuttle will take off. Stay tuned.

- | | | |
|----------|----------|----------|
| 1. _____ | 3. _____ | 5. _____ |
| 2. _____ | 4. _____ | 6. _____ |

Writing Activity

Write a news report of an event you have seen. Use at least four spelling words in your description.

Name _____

Look at the words in each set below. One word in each set is spelled correctly. Look at Sample A. The letter next to the correctly spelled word in Sample A has been shaded in. Do Sample B yourself. Shade the letter of the word that is spelled correctly. When you are sure you know what to do, go on with the rest of the page.

Sample A:

- Ⓐ trea
- Ⓑ three
- Ⓒ thee
- Ⓓ threa


Sample B:

- Ⓔ skrape
- Ⓕ sraep
- Ⓖ scrape
- Ⓗ scrapp

- | | | |
|--------------|---------------|---------------|
| 1. Ⓐ thred | 6. Ⓔ scatch | 11. Ⓐ spray |
| Ⓑ thead | Ⓕ shratch | Ⓑ scray |
| Ⓒ thread | Ⓖ scratch | Ⓒ sprae |
| Ⓓ thraed | Ⓗ scratsch | Ⓓ spraiy |
| 2. Ⓔ scrubs | 7. Ⓐ shpread | 12. Ⓔ throw |
| Ⓕ skrubs | Ⓑ spread | Ⓕ thrauw |
| Ⓖ scrubes | Ⓒ shread | Ⓖ trow |
| Ⓗ scubs | Ⓓ spred | Ⓗ throwe |
| 3. Ⓐ sprea | 8. Ⓔ throne | 13. Ⓐ shtrong |
| Ⓑ spre | Ⓕ thrown | Ⓑ strong |
| Ⓒ shree | Ⓖ trown | Ⓒ stron |
| Ⓓ spree | Ⓗ trauwn | Ⓓ stronge |
| 4. Ⓔ skreams | 9. Ⓐ threa | 14. Ⓔ scraped |
| Ⓕ screams | Ⓑ tree | Ⓕ scrapped |
| Ⓖ sreems | Ⓒ thre | Ⓖ scapped |
| Ⓗ screims | Ⓓ three | Ⓗ skraped |
| 5. Ⓐ steem | 10. Ⓔ screens | 15. Ⓐ stength |
| Ⓑ stream | Ⓕ screans | Ⓑ strangth |
| Ⓒ sream | Ⓖ skreens | Ⓒ strength |
| Ⓓ stream | Ⓗ skreams | Ⓓ strenth |

Name _____

Fold back the paper along the dotted line. Use the blanks to write each word as it is read aloud. When you finish the test, unfold the paper. Use the list at the right to correct any spelling mistakes.



- | | |
|----------------------------------|----------------|
| 1. _____ | 1. wrap |
| 2. _____ | 2. knit |
| 3. _____ | 3. gnat |
| 4. _____ | 4. wrists |
| 5. _____ | 5. knots |
| 6. _____ | 6. wrote |
| 7. _____ | 7. knight |
| 8. _____ | 8. sign |
| 9. _____ | 9. knock |
| 10. _____ | 10. wreck |
| 11. _____ | 11. know |
| 12. _____ | 12. wring |
| 13. _____ | 13. gnaws |
| 14. _____ | 14. write |
| 15. _____ | 15. wrong |
| Review Words 16. _____ | 16. throw |
| 17. _____ | 17. spray |
| 18. _____ | 18. scratch |
| Challenge Words 19. _____ | 19. wristwatch |
| 20. _____ | 20. knapsack |



Name _____

Using the Word Study Steps

1. LOOK at the word.
2. SAY the word aloud.
3. STUDY the letters in the word.
4. WRITE the word.
5. CHECK the word.
Did you spell the word right?
If not, go back to step 1.

Find Rhyming Words

Circle the word in each row that rhymes with the word in dark type.

- | | | | |
|------------------|-------|-------|--------|
| 1. trap | rip | tarp | wrap |
| 2. float | foam | flat | wrote |
| 3. song | wrong | sing | roam |
| 4. sight | style | sit | knight |
| 5. rock | known | knock | roll |
| 6. mine | sign | mend | mint |
| 7. flaws | gnaws | flame | naps |
| 8. sing | wring | sang | write |
| 9. bit | bite | knit | bait |
| 10. deck | dock | deal | wreck |
| 11. sat | gnat | gale | still |
| 12. glow | glee | know | blew |
| 13. mists | mast | gusts | wrists |
| 14. blots | blast | knots | cost |
| 15. sight | write | seen | shell |



Name _____

wrap	wrists	knight	wreck	gnaws
knit	knots	sign	know	write
gnat	wrote	knock	wring	wrong

Pattern Power!

Write the spelling words that have each silent letter.

w

1. _____
2. _____
3. _____
4. _____

5. _____
6. _____
7. _____

k

8. _____
9. _____
10. _____
11. _____
12. _____

g

13. _____
14. _____
15. _____

Word Hunt

Write the spelling words in which each of the words below can be found.

16. night _____
17. not _____
18. ring _____

19. now _____
20. rap _____

Name _____

wrap	wrists	knight	wreck	gnaws
knit	knots	sign	know	write
gnat	wrote	knock	wring	wrong

Part of the Group

Read the heading for each group of words. Then add the spelling word that belongs in each group.

Things you do with thread

1. sew, stitch, _____

Parts of arms

2. hands, elbows, _____

Bugs

3. fly, spider, _____

Things you tie

4. bows, shoelaces, _____

In the Dictionary

Many dictionary entries have sample sentences that show how the word can be used. Complete each sample sentence with a spelling word.

- The _____ at the library said "Story Hour."
- Someday I want to _____ the story of my life.
- Marcy did not _____ her family history.
- This is a fairy tale about a monster that _____ through stone.

Opposites!

Write the spelling word that has the opposite meaning.

- right _____
- fix _____

Name _____

Proofreading

There are five spelling mistakes in this letter. Circle the misspelled words. Write the words correctly on the lines below.

Dear Diary,

An author came to school today to tell us about the book she wroat. It took her two years! It is about the many adventures of a nite. First, he is on a ship. Then, he is captured by an evil band of robbers. In the end, he becomes a king.

It is exciting to noe someone who is an author. I think I want to rit a book when I grow up. It would be about something I love. Maybe it will be about a lady who likes to nit pretty scarves and hats, just like my grandmother. Or maybe it will be about about my pet dog. Who knows!

I will write more tomorrow,

Alice

1. _____ 3. _____ 5. _____
2. _____ 4. _____

Writing Activity

Write about a book you would like to write. Use at least four spelling words in your description.

Name _____

Look at the words in each set below. One word in each set is spelled correctly. Look at Sample A. The letter next to the correctly spelled word in Sample A has been shaded in. Do Sample B yourself. Shade the letter of the word that is spelled correctly. When you are sure you know what to do, go on with the rest of the page.

Sample A:

- Ⓐ kneal
- Ⓑ neal
- Ⓒ kneel
- Ⓓ neel

Sample B:

- Ⓔ fite
- Ⓕ fight
- Ⓖ fighte
- Ⓗ faete

- | | | |
|-------------|-------------|-------------|
| 1. Ⓐ rap | 6. Ⓔ roat | 11. Ⓐ nowe |
| Ⓑ rapp | Ⓕ wroat | Ⓑ know |
| Ⓒ wrapp | Ⓖ roate | Ⓒ gnow |
| Ⓓ wrap | Ⓗ wrote | Ⓓ knoa |
| 2. Ⓔ gnit | 7. Ⓐ knight | 12. Ⓔ wring |
| Ⓕ knigt | Ⓑ gnite | Ⓕ wrign |
| Ⓖ knit | Ⓒ gnight | Ⓖ wreng |
| Ⓗ gnite | Ⓓ knite | Ⓗ wrang |
| 3. Ⓐ knat | 8. Ⓔ signe | 13. Ⓐ knaws |
| Ⓑ gnat | Ⓕ sihn | Ⓑ naws |
| Ⓒ nat | Ⓖ sign | Ⓒ gnaus |
| Ⓓ gnate | Ⓗ sighn | Ⓓ gnaws |
| 4. Ⓔ rists | 9. Ⓐ knock | 14. Ⓔ ryte |
| Ⓕ wrightsts | Ⓑ gnock | Ⓕ righte |
| Ⓖ rhist | Ⓒ knawk | Ⓖ write |
| Ⓗ wrists | Ⓓ gnack | Ⓗ wryte |
| 5. Ⓐ gnots | 10. Ⓔ wreck | 15. Ⓐ rong |
| Ⓑ knots | Ⓕ wre | Ⓑ wronge |
| Ⓒ knotes | Ⓖ reack | Ⓒ wrong |
| Ⓓ gnaughts | Ⓗ re | Ⓓ rong |

Name _____

Read each sentence. If an underlined word is spelled wrong, fill in the circle that goes with that word. If no word is spelled wrong, fill in the circle below NONE. Read Sample A, and do Sample B.


- | | |
|---|---|
| <p>A. I want to <u>see</u> the <u>whales</u> very <u>mutch</u>.</p> <p style="text-align: center;">A B C</p> | <p style="text-align: right;">NONE</p> <p>A. (A) (B) (C) (D)</p> |
| <p>B. The <u>truth</u> is that <u>nite</u> should be on the <u>throne</u>.</p> <p style="text-align: center;">E F G</p> | <p style="text-align: right;">NONE</p> <p>B. (E) (F) (G) (H)</p> |
| <p>1. I <u>thru</u> the <u>pitch</u> as fast as I could so my <u>team</u> would win.</p> <p style="text-align: center;">A B C</p> | <p style="text-align: right;">NONE</p> <p>1. (A) (B) (C) (D)</p> |
| <p>2. We were <u>watching</u> the <u>wethur</u> report, when there was a <u>knock</u> at the door.</p> <p style="text-align: center;">E F G</p> | <p style="text-align: right;">NONE</p> <p>2. (E) (F) (G) (H)</p> |
| <p>3. We sat on a <u>clean</u> <u>beanche</u> to eat our <u>lunch</u>.</p> <p style="text-align: center;">A B C</p> | <p style="text-align: right;">NONE</p> <p>3. (A) (B) (C) (D)</p> |
| <p>4. The <u>green</u> <u>fish</u> swam in the <u>streeme</u>.</p> <p style="text-align: center;">E F G</p> | <p style="text-align: right;">NONE</p> <p>4. (E) (F) (G) (H)</p> |
| <p>5. Her <u>teacher</u> was <u>watching</u> her <u>sine</u> her name.</p> <p style="text-align: center;">A B C</p> | <p style="text-align: right;">NONE</p> <p>5. (A) (B) (C) (D)</p> |
| <p>6. The boy sat on the <u>bench</u> <u>wachin</u> his <u>team</u> play.</p> <p style="text-align: center;">E F G</p> | <p style="text-align: right;">NONE</p> <p>6. (E) (F) (G) (H)</p> |
| <p>7. I <u>know</u> that <u>this</u> gum must be <u>scraped</u> off the desk.</p> <p style="text-align: center;">A B C</p> | <p style="text-align: right;">NONE</p> <p>7. (A) (B) (C) (D)</p> |
| <p>8. The cook <u>scrubs</u> the pots after <u>lunch</u> once a <u>wekk</u>.</p> <p style="text-align: center;">E F G</p> | <p style="text-align: right;">NONE</p> <p>8. (E) (F) (G) (H)</p> |
| <p>9. Her <u>teacher</u> put her on the <u>green</u> <u>teeme</u>.</p> <p style="text-align: center;">A B C</p> | <p style="text-align: right;">NONE</p> <p>9. (A) (B) (C) (D)</p> |

Name _____

10. I threw a strong peich, but I did not mean to break
 E F G
 the window. NONE
 10. (E) (F) (G) (H)
11. Last week my sister skrapped her knee when she
 A B
 fell on the street. NONE
 C
 11. (A) (B) (C) (D)
12. Once a munthe they clean the street. NONE
 E F G
 12. (E) (F) (G) (H)
13. There were knots in the thick yarn I used to knit the
 A B C
 sweater. NONE
 13. (A) (B) (C) (D)
14. I noew how to sign my name on this paper. NONE
 E F G
 14. (E) (F) (G) (H)
15. Joe asked his coach what was rong with the pitch. NONE
 A B C
 15. (A) (B) (C) (D)
16. The nurse skrubbs his scraped leg, while he stares
 E F
 at the stream outside his window. NONE
 G
 16. (E) (F) (G) (H)
17. The weather theiss month has been very mild. NONE
 A B C
 17. (A) (B) (C) (D)
18. Sign in, write your address, then nokk on that door. NONE
 E F G
 18. (E) (F) (G) (H)
19. You know how she scrubs the floor until it is klene. NONE
 A B C
 19. (A) (B) (C) (D)
20. Watt kind of fish would you like for lunch? NONE
 E F G
 20. (E) (F) (G) (H)

Name _____

Fold back the paper along the dotted line. Use the blanks to write each word as it is read aloud. When you finish the test, unfold the paper. Use the list at the right to correct any spelling mistakes.



- | | |
|----------------------------------|-------------|
| 1. _____ | 1. bark |
| 2. _____ | 2. shorts |
| 3. _____ | 3. sharp |
| 4. _____ | 4. sore |
| 5. _____ | 5. hard |
| 6. _____ | 6. storms |
| 7. _____ | 7. yard |
| 8. _____ | 8. sport |
| 9. _____ | 9. sharks |
| 10. _____ | 10. porch |
| 11. _____ | 11. pour |
| 12. _____ | 12. story |
| 13. _____ | 13. chore |
| 14. _____ | 14. wore |
| 15. _____ | 15. carve |
| Review Words 16. _____ | 16. knots |
| 17. _____ | 17. sign |
| 18. _____ | 18. wrong |
| Challenge Words 19. _____ | 19. orchard |
| 20. _____ | 20. artist |



Name _____

Using the Word Study Steps

1. LOOK at the word.
2. SAY the word aloud.
3. STUDY the letters in the word.
4. WRITE the word.
5. CHECK the word.
Did you spell the word right?
If not, go back to step 1.

Find and Circle

Where are the spelling words?

S	H	A	R	K	S	B	S	B	N	Z
P	O	R	C	H	T	U	T	H	M	S
O	U	U	I	Z	O	P	O	U	R	H
R	Y	X	S	O	R	E	R	P	Y	O
T	Q	N	B	S	M	W	Y	C	A	R
V	C	B	V	D	S	Q	D	A	R	T
S	H	A	R	P	H	H	A	R	D	S
Z	Q	R	C	L	C	E	R	V	T	A
F	E	K	A	C	H	O	R	E	B	E
O	W	W	O	R	E	L	J	J	N	L



Name _____

bark	sore	yard	porch	chore
shorts	hard	sport	pour	wore
sharp	storms	sharks	story	carve

Pattern Power!

This week's spelling words contain the vowel sounds /är/ and /ôr/.
Write each spelling word under the word that has the same vowel sound.

harm

1. _____

4. _____

2. _____

5. _____

3. _____

6. _____

port

7. _____

12. _____

8. _____

13. _____

9. _____

14. _____

10. _____

15. _____

11. _____

Write the spelling words with the /ôr/ sound spelled:

or

ore

16. _____

21. _____

17. _____

22. _____

18. _____

23. _____

19. _____

our

20. _____

24. _____

Name _____

bark	sore	yard	porch	chore
shorts	hard	sport	pour	wore
sharp	storms	sharks	story	carve

Synonym Alert!

Write the spelling words that have the same meanings as the words below.

1. pointed _____
2. tale _____
3. firm _____
4. game _____
5. shout _____

What's the Word?

Complete each sentence with a spelling word.

6. At the feast, the chef will _____ a turkey.
7. It is my _____ to set the table.
8. Last night we ate dinner outside on the _____.
9. _____ water into each glass.
10. I bought new _____ to wear.
11. _____ love to eat small fish.
12. We ate our food outside in the _____.
13. The _____ made the lights go out.
14. For the dinner party, Meg _____ her new shirt.
15. My arms were _____ after stirring the soup for 2 hours.

Name _____

There are six spelling mistakes in this paragraph. Circle the misspelled words. Write the words correctly on the lines below.

Everyone in my family has a choar at dinner time. Tonight we are having a big turkey dinner on the portch. We all have a lot of work to do. Mom is in charge of the gravy. She has to open a big jar of gravy and then heat it on the stove. My job is to set the table. I put out the plates and napkins. I also porr milk into all the glasses. My big brother Mike is in charge of cutting the bread. He has to use a shorpp knife. Dad has the best job of all. It is hord, but he loves it. He has to karve the turkey!

1. _____

4. _____

2. _____

5. _____

3. _____

6. _____

Writing Activity

Write about a chore you must do each day. Use at least three spelling words in your description.

Name _____

Look at the words in each set below. One word in each set is spelled correctly. Look at Sample A. The letter next to the correctly spelled word in Sample A has been shaded in. Do Sample B yourself. Shade the letter of the word that is spelled correctly. When you are sure you know what to do, go on with the rest of the page.

Sample A:

- Ⓐ erm
- Ⓑ arm
- Ⓒ orm
- Ⓓ ahrm

Sample B:

- Ⓔ corn
- Ⓕ corne
- Ⓖ korn
- Ⓗ carn

1. Ⓐ baurk
Ⓑ bawrk
Ⓒ bark
Ⓓ barke

2. Ⓔ sharts
Ⓕ shorts
Ⓖ sherts
Ⓗ shurts

3. Ⓐ sharp
Ⓑ sherp
Ⓒ shaurp
Ⓓ shorp

4. Ⓔ sare
Ⓕ sor
Ⓖ saur
Ⓗ sore

5. Ⓐ hord
Ⓑ harde
Ⓒ hard
Ⓓ haurd

6. Ⓔ sturms
Ⓕ starms
Ⓖ stourms
Ⓗ storms

7. Ⓐ yard
Ⓑ yaurd
Ⓒ yarde
Ⓓ yurd

8. Ⓔ sport
Ⓕ spart
Ⓖ spourt
Ⓗ spowrt

9. Ⓐ shaurks
Ⓑ shawrks
Ⓒ sharks
Ⓓ sherks

10. Ⓔ purch
Ⓕ porch
Ⓖ parche
Ⓗ pourch

11. Ⓐ pour
Ⓑ paur
Ⓒ por
Ⓓ paure

12. Ⓔ staury
Ⓕ stary
Ⓖ storee
Ⓗ story


13. Ⓐ shure
Ⓑ chure
Ⓒ chare
Ⓓ chore

14. Ⓔ waur
Ⓕ wawr
Ⓖ wore
Ⓗ wor

15. Ⓐ carve
Ⓑ caurve
Ⓒ corve
Ⓓ carv

Name _____

Fold back the paper along the dotted line. Use the blanks to write each word as it is read aloud. When you finish the test, unfold the paper. Use the list at the right to correct any spelling mistakes.



- | | |
|----------------------------------|-------------|
| 1. _____ | 1. stairs |
| 2. _____ | 2. mare |
| 3. _____ | 3. bear |
| 4. _____ | 4. bare |
| 5. _____ | 5. share |
| 6. _____ | 6. wear |
| 7. _____ | 7. dares |
| 8. _____ | 8. chairs |
| 9. _____ | 9. glare |
| 10. _____ | 10. pairs |
| 11. _____ | 11. hare |
| 12. _____ | 12. their |
| 13. _____ | 13. pears |
| 14. _____ | 14. square |
| 15. _____ | 15. haircut |
| Review Words 16. _____ | 16. sport |
| 17. _____ | 17. sore |
| 18. _____ | 18. hard |
| Challenge Words 19. _____ | 19. airport |
| 20. _____ | 20. beware |



Name _____

Using the Word Study Steps

1. LOOK at the word.
2. SAY the word aloud.
3. STUDY the letters in the word.
4. WRITE the word.
5. CHECK the word.
Did you spell the word right?
If not, go back to step 1.

Make Complete Words

Use the letters in the boxes to create words.

Circle the word beginnings that will correctly form spelling words. Then write the word on the lines below.

b	gl	g	th	st	z	pl	cr	z	j	x	c
h	t	q	o	w	b	br	sh	w	b	k	th
squ	sh	e	d	p	ch	ch	cl	u	c	p	tr
m	y	u	l	i	q	dr	th	q	e	m	u
are		ares		airs		eir		ear		ears	



Name _____

stairs	bare	dares	pairs	pears
mare	share	chairs	hare	square
bear	wear	glare	their	haircut

Pattern Power!

This week's spelling words contain the vowel sound /âr/. Write the spelling words that have these patterns.

/âr/ spelled *eir*

1. _____

/âr/ spelled *are*

2. _____

3. _____

4. _____

5. _____

6. _____

7. _____

8. _____

/âr/ spelled *ear*

9. _____

10. _____

11. _____

/âr/ spelled *air*

12. _____

13. _____

14. _____

15. _____

Name _____

stairs	bare	dares	pairs	pears
mare	share	chairs	hare	square
bear	wear	glare	their	haircut

Analogies

An analogy is a statement that compares sets of words that are alike in some way: **Night** is to **day** as **black** is to **white**. This analogy points out that **night** and **day** are opposite in the same way that **black** and **white** are opposite.

Use the spelling words to complete the analogies below.

- Grass** is to **trim** as **hair** is to _____ .
- Toad** is to **frog** as **rabbit** is to _____ .
- Ball** is to **block** as **circle** is to _____ .
- Kitten** is to **cat** as **cub** is to _____ .

Definition, Please!

Write the spelling word that matches each definition.

- A female horse _____
- To shine brightly _____
- A flight of steps _____
- Not covered _____
- To let other people use something _____
- Groups of two _____

Name _____

There are five spelling mistakes in these riddles. Circle the misspelled words. Write the words correctly on the lines below.

RiddlesWhat have four legs but can't walk? **Answer:** CharesWhat did the peres say to the hayr? **Answer:** Nothing, they can't talk!What go up and down but never move? **Answer:** SteirsWhy doesn't a beir wear shoes? **Answer:** So he can go barefoot.

1. _____

4. _____

2. _____

5. _____

3. _____

Writing Activity

Write two riddles of your own. Use at least two spelling words in each riddle.

Name _____

Look at the words in each set below. One word in each set is spelled correctly. Look at Sample A. The letter next to the correctly spelled word in Sample A has been shaded in. Do Sample B yourself. Shade the letter of the word that is spelled correctly. When you are sure you know what to do, go on with the rest of the page.

Sample A:

- Ⓐ caer
- Ⓑ cere
- Ⓒ care
- Ⓓ carr

Sample B:

- Ⓔ yeer
- Ⓕ year
- Ⓖ yere
- Ⓗ yare

1. Ⓐ staires
Ⓑ stayres
Ⓒ stairs
Ⓓ steres

2. Ⓔ mare
Ⓕ marr
Ⓖ maar
Ⓗ mair

3. Ⓐ baer
Ⓑ bear
Ⓒ bair
Ⓓ bere

4. Ⓔ bare
Ⓕ bere
Ⓖ bair
Ⓗ baire

5. Ⓐ shair
Ⓑ shaire
Ⓒ shere
Ⓓ share

6. Ⓔ wair
Ⓕ wear
Ⓖ waer
Ⓗ waire

7. Ⓐ daers
Ⓑ dars
Ⓒ dairs
Ⓓ dares

8. Ⓔ chares
Ⓕ chiars
Ⓖ cheres
Ⓗ chairs

9. Ⓐ glar
Ⓑ glare
Ⓒ glere
Ⓓ gler

10. Ⓔ piars
Ⓕ peres
Ⓖ pairs
Ⓗ payrs

11. Ⓐ haire
Ⓑ haer
Ⓒ hare
Ⓓ hayr

12. Ⓔ their
Ⓕ thayr
Ⓖ thier
Ⓗ theire


13. Ⓐ perrs
Ⓑ parrs
Ⓒ pears
Ⓓ paers

14. Ⓔ squire
Ⓕ square
Ⓖ sqare
Ⓗ squair

15. Ⓐ hayrecut
Ⓑ herrcut
Ⓒ heyrcut
Ⓓ haircut

Name _____

Fold back the paper along the dotted line. Use the blanks to write each word as it is read aloud. When you finish the test, unfold the paper. Use the list at the right to correct any spelling mistakes.



- | | |
|----------------------------------|--------------|
| 1. _____ | 1. turns |
| 2. _____ | 2. first |
| 3. _____ | 3. herds |
| 4. _____ | 4. learn |
| 5. _____ | 5. purr |
| 6. _____ | 6. third |
| 7. _____ | 7. earn |
| 8. _____ | 8. nurse |
| 9. _____ | 9. perch |
| 10. _____ | 10. girls |
| 11. _____ | 11. firm |
| 12. _____ | 12. word |
| 13. _____ | 13. world |
| 14. _____ | 14. serve |
| 15. _____ | 15. worth |
| Review Words 16. _____ | 16. bare |
| 17. _____ | 17. bear |
| 18. _____ | 18. stairs |
| Challenge Words 19. _____ | 19. perfect |
| 20. _____ | 20. Thursday |



Name _____

Using the Word Study Steps

1. LOOK at the word.
2. SAY the word aloud.
3. STUDY the letters in the word.
4. WRITE the word.
5. CHECK the word.

Did you spell the word right?

If not, go back to step 1.

Find and Circle

Where are the spelling words?

W	O	R	L	D	Z	P	X	Q	C
O	C	F	G	C	N	U	R	S	E
R	D	A	W	E	G	R	E	J	A
T	H	I	R	D	I	R	I	P	R
H	E	J	U	I	R	Q	S	E	N
W	R	C	F	T	L	E	A	R	N
F	D	U	I	O	S	P	D	C	D
I	S	E	R	V	E	K	L	H	F
R	A	K	S	G	T	U	R	N	S
M	A	A	T	J	W	O	R	D	R



Name _____

turns	learn	earn	girls	world
first	purr	nurse	firm	serve
herds	third	perch	word	worth

This week's spelling words contain the vowel sound /ûr/. Write the spelling words that have these patterns.

/ûr/ spelled *ur*

1. _____
2. _____
3. _____

/ûr/ spelled *er*

4. _____
5. _____
6. _____

/ûr/ spelled *ear*

7. _____
8. _____

/ûr/ spelled *ir*

12. _____
13. _____
14. _____
15. _____

/ûr/ spelled *or*

9. _____
10. _____
11. _____

Name _____

turns	learn	earn	girls	world
first	purr	nurse	firm	serve
herds	third	perch	word	worth

What's the Word?

Complete each sentence with a spelling word.

1. There are hundreds of different trees in the _____ .
2. _____ of elephants travel in packs in Africa.
3. Vets _____ sick animals to health.
4. A man from Norway was the _____ person to reach the South Pole.
5. Betsy will _____ as class president this year.
6. When I pet my cat I hear her _____.
7. The bird sang all day as she sat on her _____ .
8. I _____ 50 dollars a week for cleaning out the cage.
9. Jack was the _____ person in the line.
10. The truck cannot make wide _____ around the corners.
11. The _____ was very hard to spell.
12. The painting of the animals was _____ a lot of money.

Find the Opposites

Write the spelling word that is the opposite of each word.

13. boys _____
14. soft _____
15. forget _____
16. last _____

Name _____

There are six spelling mistakes in this essay. Circle the misspelled words. Write the words correctly on the lines below.

Exploring Ecosystems

A lot of people want to explore space, but I want to explore this world. There is so much to see and do right here on this planet. I want to lern as much as I can about the deserts and oceans here on earth. I want to study hurds of camels as they cross the Sahara. I want to observe eagles as they pirch on a mountain. It will be difficult, but it will be wurth it. I may even be the furst person to discover a new ecosystem!

1. _____

4. _____

2. _____

5. _____

3. _____

6. _____

Writing Activity

Imagine that you are an explorer. Write about a new ecosystem that you just found for the first time. Use at least four spelling words.

Name _____

Look at the words in each set below. One word in each set is spelled correctly. Look at Sample A. The letter next to the correctly spelled word in Sample A has been shaded in. Do Sample B yourself. Shade the letter of the word that is spelled correctly. When you are sure you know what to do, go on with the rest of the page.

Sample A:

- Ⓐ hir
- Ⓑ herr
- Ⓒ hur
- Ⓓ her

Sample B:

- Ⓔ dirt
- Ⓕ dert
- Ⓖ dort
- Ⓗ durt

1. Ⓐ turns
Ⓑ tirns
Ⓒ terns
Ⓓ terrns

2. Ⓔ forst
Ⓕ first
Ⓖ ferst
Ⓗ furst

3. Ⓐ hirds
Ⓑ heirds
Ⓒ herds
Ⓓ hurds

4. Ⓔ lern
Ⓕ liern
Ⓖ learn
Ⓗ lirn

5. Ⓐ purr
Ⓑ pir
Ⓒ pur
Ⓓ perr

6. Ⓔ thurd
Ⓕ third
Ⓖ therd
Ⓗ thord

7. Ⓐ erne
Ⓑ arne
Ⓒ earn
Ⓓ urne

8. Ⓔ nirse
Ⓕ nurse
Ⓖ nerse
Ⓗ narse

9. Ⓐ pirch
Ⓑ purch
Ⓒ perch
Ⓓ pourch

10. Ⓔ goils
Ⓕ gerls
Ⓖ gurls
Ⓗ girls

11. Ⓐ furn
Ⓑ ferm
Ⓒ firem
Ⓓ firm

12. Ⓔ wurd
Ⓕ word
Ⓖ wird
Ⓗ werd


13. Ⓐ world
Ⓑ wurld
Ⓒ wirl
Ⓓ warld

14. Ⓔ sirve
Ⓕ sierve
Ⓖ surve
Ⓗ serve

15. Ⓐ wurth
Ⓑ warth
Ⓒ wirth
Ⓓ worth

Name _____

Fold back the paper along the dotted line. Use the blanks to write each word as it is read aloud. When you finish the test, unfold the paper. Use the list at the right to correct any spelling mistakes.



- | | |
|----------------------------------|---------------|
| 1. _____ | 1. loop |
| 2. _____ | 2. rude |
| 3. _____ | 3. look |
| 4. _____ | 4. clue |
| 5. _____ | 5. spoon |
| 6. _____ | 6. tube |
| 7. _____ | 7. shook |
| 8. _____ | 8. blue |
| 9. _____ | 9. cubes |
| 10. _____ | 10. goose |
| 11. _____ | 11. mules |
| 12. _____ | 12. gloom |
| 13. _____ | 13. true |
| 14. _____ | 14. shoe |
| 15. _____ | 15. stew |
| Review Words 16. _____ | 16. firm |
| 17. _____ | 17. turns |
| 18. _____ | 18. learn |
| Challenge Words 19. _____ | 19. classroom |
| 20. _____ | 20. childhood |



Name _____

Using the Word Study Steps

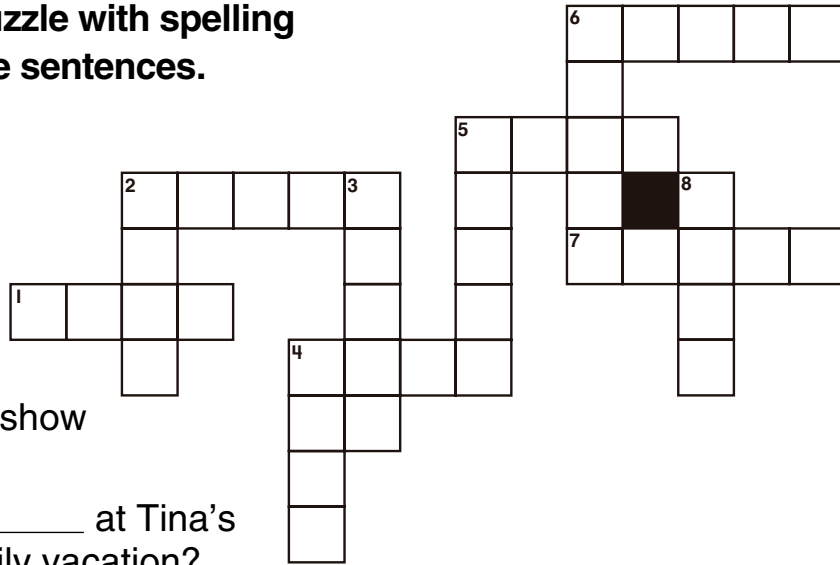
1. LOOK at the word.
2. SAY the word aloud.
3. STUDY the letters in the word.
4. WRITE the word.
5. CHECK the word.
Did you spell the word right?
If not, go back to step 1.

Crossword Puzzle

Solve the crossword puzzle with spelling words that complete the sentences.

ACROSS

1. The story about the elephant going on vacation was _____.
2. We stacked the _____ to show the math problem.
4. Did you _____ at Tina's pictures from her family vacation?
5. I can't find the black _____ that my aunt wants to wear.
6. The _____ at that pond is the biggest I've ever seen.
7. The _____ worked hard carrying loads of hay on the farm.



DOWN

2. Can you give me a _____ on what to get my aunt for her birthday?
3. Do you think she would like a new _____ for a gift?
4. The big red _____ looked pretty tied around the gift.
5. The building _____ as the train roared past.
6. The store was dark and gave a sense of _____.
8. The sky was perfectly clear and bright _____.



Name _____

loop
rude
lookclue
spoon
tubeshook
blue
cubesgoose
mules
gloomtrue
shoe
stew**Pattern Power!****Write the spelling words that have these patterns.*****u-e***

1. _____
2. _____
3. _____
4. _____

oo

5. _____
6. _____
7. _____
8. _____
9. _____

ue

10. _____
11. _____
12. _____

oe

13. _____

ew

14. _____

oo-e

15. _____

Name _____

loop	clue	shook	goose	true
rude	spoon	blue	mules	shoe
look	tube	cubes	gloom	stew

Analogies

An **analogy** is a statement that compares sets of words that are alike in some way: **Night** is to **day** as **black** is to **white**. This analogy points out that **night** and **day** are opposite in the same way that **black** and **white** are opposite.

Use spelling words to complete the analogies below.

- Wrong** is to **right** as **false** is to _____ .
- Head** is to **hat** as **foot** is to _____ .
- Ear** is to **listen** as **eye** is to _____ .
- Neat** is to **messy** as **polite** is to _____ .

In the Dictionary

Many dictionary entries have sample sentences that show how the word can be used. Complete each sample sentence with a spelling word.

- Read the first _____ in the crossword puzzle.
- We rode on _____ down into the Grand Canyon.
- You can float down the river in an inner _____ .
- Make a _____ with the rope.
- Father made a vegetable _____ for dinner.
- Before opening the gift, she _____ the box.
- The water will become ice _____ in the freezer.
- I could not see anything through the fog and _____ .

Name _____

There are six spelling mistakes in the travel brochure below. Circle the misspelled words. Write the words correctly on the lines below.

A family camping trip is a wonderful way to spend time together and get away from it all. You might want to louk into going in the spring. The bloo skies and green trees will be a nice change from the classroom and the office.

There is a lot to do while camping. You can go for a bike ride or take a hike on a trail. Go on a nature walk. You might see a deer or a gousse.

Cooking on a camping trip is also a lot of fun. Bring a pot, a wooden spoune, and some vegetables to make stue on the campfire. Do not forget to pack some snacks, too! It's tru that you won't have all of the comforts of home, but that makes the camping trip even more special!

1. _____

4. _____

2. _____

5. _____

3. _____

6. _____

Writing Activity

Write a postcard to a friend about a journey you have taken or would like to take. Use at least four spelling words in your description.

Name _____

Look at the words in each set below. One word in each set is spelled correctly. Look at Sample A. The letter next to the correctly spelled word in Sample A has been shaded in. Do Sample B yourself. Shade the letter of the word that is spelled correctly. When you are sure you know what to do, go on with the rest of the page.

Sample A:

- Ⓐ bouk
- Ⓑ bok
- Ⓒ book
- Ⓓ buuk


Sample B:

- Ⓔ too
- Ⓕ tou
- Ⓖ tue
- Ⓗ tu

- | | | |
|------------|-------------|-------------|
| 1. Ⓐ lupe | 6. Ⓔ toob | 11. Ⓐ mules |
| Ⓑ lewp | Ⓕ tewb | Ⓑ mools |
| Ⓒ loope | Ⓖ teub | Ⓒ mewles |
| Ⓓ loop | Ⓗ tube | Ⓓ mouls |
| 2. Ⓔ rude | 7. Ⓐ shook | 12. Ⓔ glume |
| Ⓕ roode | Ⓑ shuk | Ⓕ gloome |
| Ⓖ reud | Ⓒ shewk | Ⓖ gloom |
| Ⓗ rewd | Ⓓ shoke | Ⓗ glewm |
| 3. Ⓐ louk | 8. Ⓔ bloo | 13. Ⓐ trew |
| Ⓑ look | Ⓕ blue | Ⓑ true |
| Ⓒ lewk | Ⓖ blou | Ⓒ trou |
| Ⓓ luk | Ⓗ bluu | Ⓓ troo |
| 4. Ⓔ cloo | 9. Ⓐ coobs | 14. Ⓔ shue |
| Ⓕ clewe | Ⓑ cubes | Ⓕ shu |
| Ⓖ cleu | Ⓒ coubs | Ⓖ shew |
| Ⓗ clue | Ⓓ cewbs | Ⓗ shoe |
| 5. Ⓐ spewn | 10. Ⓔ gewse | 15. Ⓐ stoow |
| Ⓑ spoun | Ⓕ guse | Ⓑ stouw |
| Ⓒ spoon | Ⓖ goose | Ⓒ steuw |
| Ⓓ spown | Ⓗ gouse | Ⓓ stew |

Name _____

Fold back the paper along the dotted line. Use the blanks to write each word as it is read aloud. When you finish the test, unfold the paper. Use the list at the right to correct any spelling mistakes.



- | | |
|----------------------------------|----------------|
| 1. _____ | 1. coy |
| 2. _____ | 2. soil |
| 3. _____ | 3. foil |
| 4. _____ | 4. toil |
| 5. _____ | 5. coins |
| 6. _____ | 6. point |
| 7. _____ | 7. noise |
| 8. _____ | 8. loyal |
| 9. _____ | 9. boiled |
| 10. _____ | 10. spoiled |
| 11. _____ | 11. enjoys |
| 12. _____ | 12. voice |
| 13. _____ | 13. choice |
| 14. _____ | 14. soybean |
| 15. _____ | 15. joyful |
| Review Words 16. _____ | 16. spoon |
| 17. _____ | 17. rude |
| 18. _____ | 18. shook |
| Challenge Words 19. _____ | 19. noisy |
| 20. _____ | 20. checkpoint |



Name _____

Using the Word Study Steps

1. LOOK at the word.
2. SAY the word aloud.
3. STUDY the letters in the word.
4. WRITE the word.
5. CHECK the word.
Did you spell the word right?
If not, go back to step 1.

Find Rhyming Words

Circle the word in each row that rhymes with the word in dark type.

1. royal	roll	loyal	lowly
2. toil	foil	flow	fool
3. voice	choose	choice	chore
4. spoiled	older	bold	boiled
5. toys	tools	toes	enjoys
6. joins	count	coins	clowns
7. boil	soil	sore	sold
8. joint	paint	pond	point
9. boys	noise	nose	noisy
10. joy	coy	say	low



Name _____

coy	toil	noise	spoiled	choice
soil	coins	loyal	enjoys	soybean
foil	point	boiled	voice	joyful

Pattern Power

Write the spelling words with the /oi/ sound spelled:

oi

1. _____

9. _____

2. _____

10. _____

3. _____

oy

4. _____

11. _____

5. _____

12. _____

6. _____

13. _____

7. _____

14. _____

8. _____

15. _____

Syllable Power

Write the spelling words that have one syllable:

16. _____

21. _____

17. _____

22. _____

18. _____

23. _____

19. _____

24. _____

20. _____

Write the spelling words that have two syllables:

25. _____

27. _____

26. _____

28. _____

Name _____

coy	toil	noise	spoiled	choice
soil	coins	loyal	enjoys	soybean
foil	point	boiled	voice	joyful

Analogies

An analogy is a statement that compares sets of words that are alike in some way. Use spelling words to complete the analogies below.

1. **Drummer** is to **drum** as **singer** is to _____ .
2. **Dark** is to **light** as **silence** is to _____ .
3. **Apples** are to **fruit** as **pennies** are to _____ .
4. **Bad** is to **awful** as **glad** is to _____ .
5. **Head** is to **nod** as **finger** is to _____ .

Define It!

Write the spelling words that have the same meaning as the words or phrases below.

6. dirt _____
7. aluminum wrap for sandwich _____
8. faithful _____
9. work hard _____
10. selection _____
11. bean used for food _____
12. shy _____
13. heated water _____
14. ruined _____
15. likes _____

Name _____

There are six spelling mistakes in the letter below. Circle the misspelled words. Write the words correctly on the lines below.

Dear Ms. Jones,

I am a loul fan of your work as an illustrator. I wanted to ask you about what it takes to do your job because I want to be an illustrator, too. Everyone says I draw well, so it seems like a good choys for me.

Your drawings make so many people joieful. I wish I could do that! Even my Uncle Bob, who never smiles, engues your drawings.

When did you decide to become an illustrator? What do you do every day? Is it hard? Are there times when you toyel over a drawing for a long time?

I think the best job for me would be one that I love. My poynt is that I think I would be a good illustrator. Thanks for being my hero!

Sincerely,
Albert Martin

1. _____

4. _____

2. _____

5. _____

3. _____

6. _____

Writing Activity

Think about a hero you have and write a letter about why you look up to him or her. Use at least three spelling words in your letter.

Name _____

Look at the words in each set below. One word in each set is spelled correctly. Look at Sample A. The letter next to the correctly spelled word in Sample A has been shaded in. Do Sample B yourself. Shade the letter of the word that is spelled correctly. When you are sure you know what to do, go on with the rest of the page.

Sample A:

- A toi
- B toie
- C toye
- D toy

Sample B:

- E boy
- F boye
- G boi
- H boie

- | | | |
|----------------------------------|-------------------------------------|-------------------------------------|
| 1. <input type="radio"/> A coi | 6. <input type="radio"/> E poynt | 11. <input type="radio"/> A enjoys |
| <input type="radio"/> B koie | <input type="radio"/> F piont | <input type="radio"/> B enjoise |
| <input type="radio"/> C coy | <input type="radio"/> G poyunt | <input type="radio"/> C enjoyys |
| <input type="radio"/> D koy | <input type="radio"/> H point | <input type="radio"/> D enjoice |
| 2. <input type="radio"/> E soil | 7. <input type="radio"/> A noyse | 12. <input type="radio"/> E voyce |
| <input type="radio"/> F soyal | <input type="radio"/> B noise | <input type="radio"/> F voise |
| <input type="radio"/> G soyl | <input type="radio"/> C noize | <input type="radio"/> G vouyce |
| <input type="radio"/> H soyll | <input type="radio"/> D noys | <input type="radio"/> H voice |
| 3. <input type="radio"/> A foil | 8. <input type="radio"/> E loil | 13. <input type="radio"/> A choyce |
| <input type="radio"/> B foyl | <input type="radio"/> F loyel | <input type="radio"/> B choise |
| <input type="radio"/> C fiol | <input type="radio"/> G loyal | <input type="radio"/> C choyse |
| <input type="radio"/> D foyal | <input type="radio"/> H loiel | <input type="radio"/> D choice |
| 4. <input type="radio"/> E toyal | 9. <input type="radio"/> A boiled | 14. <input type="radio"/> E soybean |
| <input type="radio"/> F toil | <input type="radio"/> B boyeld | <input type="radio"/> F soibeen |
| <input type="radio"/> G toyel | <input type="radio"/> C boyled | <input type="radio"/> G soibean |
| <input type="radio"/> H toill | <input type="radio"/> D bioled | <input type="radio"/> H sueybean |
| 5. <input type="radio"/> A coyns | 10. <input type="radio"/> E spoyeld | 15. <input type="radio"/> A joiful |
| <input type="radio"/> B coins | <input type="radio"/> F spoyald | <input type="radio"/> B juoiful |
| <input type="radio"/> C coines | <input type="radio"/> G spoiled | <input type="radio"/> C joyful |
| <input type="radio"/> D cions | <input type="radio"/> H spoilld | <input type="radio"/> D juoyufl |


Name _____

Read each sentence. If an underlined word is spelled wrong, fill in the circle that goes with that word. If no word is spelled wrong, fill in the circle below NONE. Read Sample A, then do Sample B.

- | | |
|---|---|
| <p>A. The <u>nurse</u> told the <u>gurls</u> a funny <u>story</u>.</p> <p style="text-align: center;">A B C</p> | <p style="text-align: right;">NONE</p> <p>A. (A) (B) (C) (D)</p> |
| <p>B. It is <u>harde</u> to eat <u>stew</u> without a <u>spoon</u>.</p> <p style="text-align: center;">E F G</p> | <p style="text-align: right;">NONE</p> <p>B. (E) (F) (G) (H)</p> |
| <p>1. She will <u>surve</u> the <u>stew</u> <u>first</u>.</p> <p style="text-align: center;">A B C</p> | <p style="text-align: right;">NONE</p> <p>1. (A) (B) (C) (D)</p> |
| <p>2. There was a <u>sharp</u> <u>noys</u> in the <u>air</u>.</p> <p style="text-align: center;">E F G</p> | <p style="text-align: right;">NONE</p> <p>2. (E) (F) (G) (H)</p> |
| <p>3. You <u>look</u> nice when you <u>wear</u> your <u>bloo</u> pants.</p> <p style="text-align: center;">A B C</p> | <p style="text-align: right;">NONE</p> <p>3. (A) (B) (C) (D)</p> |
| <p>4. The <u>pointe</u> of the lesson was to <u>learn</u> how to <u>share</u>.</p> <p style="text-align: center;">E F G</p> | <p style="text-align: right;">NONE</p> <p>4. (E) (F) (G) (H)</p> |
| <p>5. <u>Their</u> customer <u>enjoys</u> the <u>soibeen</u> bread.</p> <p style="text-align: center;">A B C</p> | <p style="text-align: right;">NONE</p> <p>5. (A) (B) (C) (D)</p> |
| <p>6. The <u>girls</u> found it <u>hard</u> to listen to the <u>story</u>.</p> <p style="text-align: center;">E F G</p> | <p style="text-align: right;">NONE</p> <p>6. (E) (F) (G) (H)</p> |
| <p>7. He was <u>sore</u> from climbing the <u>hard</u> <u>starres</u>.</p> <p style="text-align: center;">A B C</p> | <p style="text-align: right;">NONE</p> <p>7. (A) (B) (C) (D)</p> |
| <p>8. <u>Pour</u> the <u>furst</u> batch of <u>stew</u> into the bowls.</p> <p style="text-align: center;">E F G</p> | <p style="text-align: right;">NONE</p> <p>8. (E) (F) (G) (H)</p> |
| <p>9. The <u>spoiled</u> <u>gurrils</u> were <u>rude</u> to the clerk.</p> <p style="text-align: center;">A B C</p> | <p style="text-align: right;">NONE</p> <p>9. (A) (B) (C) (D)</p> |
| <p>10. I will <u>shair</u> the <u>story</u> with <u>their</u> parents.</p> <p style="text-align: center;">E F G</p> | <p style="text-align: right;">NONE</p> <p>10. (E) (F) (G) (H)</p> |

Name _____

Fold back the paper along the dotted line. Use the blanks to write each word as it is read aloud. When you finish the test, unfold the paper. Use the list at the right to correct any spelling mistakes.



- | | |
|----------------------------------|--------------|
| 1. _____ | 1. yawn |
| 2. _____ | 2. taught |
| 3. _____ | 3. salt |
| 4. _____ | 4. lawn |
| 5. _____ | 5. halls |
| 6. _____ | 6. hauls |
| 7. _____ | 7. hawks |
| 8. _____ | 8. squawk |
| 9. _____ | 9. bought |
| 10. _____ | 10. bawls |
| 11. _____ | 11. drawing |
| 12. _____ | 12. caused |
| 13. _____ | 13. paused |
| 14. _____ | 14. crawled |
| 15. _____ | 15. coughing |
| Review Words 16. _____ | 16. joyful |
| 17. _____ | 17. coins |
| 18. _____ | 18. spoiled |
| Challenge Words 19. _____ | 19. walrus |
| 20. _____ | 20. autumn |



Name _____

Using the Word Study Steps

1. LOOK at the word.
2. SAY the word aloud.
3. STUDY the letters in the word.
4. WRITE the word.
5. CHECK the word.

Did you spell the word right?

If not, go back to step 1.

X the Word

Put an X on the word in each row that does not fit the pattern.

1.	yawn	lawn	hawks	bought
2.	caused	paused	salt	hauls
3.	drawing	joy	bawls	crawled
4.	crawled	squawk	spoiled	hawks
5.	coins	taught	hauls	caused
6.	bought	salt	halls	falls
7.	drawing	lawn	broom	hawks
8.	paused	stopped	hauls	cause
9.	thought	bought	coughing	spoiled
10.	crawled	bawl	hawk	halls



Name _____

yawn	lawn	hawks	bawls	paused
taught	halls	squawk	drawing	crawled
salt	hauls	bought	caused	coughing

Pattern Power!

Write the spelling words that have these patterns.

/ô/ spelled *au*

1. _____ 2. _____ 3. _____

/ô/ spelled *aw*

4. _____ 7. _____ 9. _____

5. _____ 8. _____ 10. _____

6. _____

/ô/ spelled *a*

11. _____ 12. _____

/ô/ spelled *augh*

13. _____

/ô/ spelled *ough*

14. _____ 15. _____

Name _____

yawn	lawn	hawks	bawls	paused
taught	halls	squawk	drawing	crawled
salt	hauls	bought	caused	coughing

What's the Word?**Complete each sentence with a spelling word.**

- The chef _____ us how to bake cookies.
- She _____ a loaf of bread at the bakery.
- There was too much _____ in the soup.
- Watch out! Those large _____ are trying to eat our picnic food!
- My mother _____ when she loses her favorite recipe book.
- We set up a lemonade stand on the front _____.
- Margaret is _____ a picture of a strawberry shortcake.
- She _____ the burnt cookies to the trash.
- The smell of pepper made us start sneezing and _____.
- After he finished dinner, Bob let out a big _____ and fell asleep.
- You could smell the cookies all the way down our _____.
- The smell _____ me to smile.

Synonym Alert!**For each word below, write the spelling word that has the same meaning.**

- creeped _____
- squeal _____
- stopped _____

Name _____

Proofreading

There are four spelling mistakes in this paragraph. Circle the misspelled words. Write the words correctly on the lines below.

Steps for making a salad:

1. Always wash your hands with soap and water before you start cooking.
2. Make sure you baught everything you need.
3. Get out the things you will need for the dressing, such as oil, vinegar, and sawlt.
4. Toss together the lettuce and the other vegetables.
5. If you have a garden next to your lown, you can add fresh vegetables to your salad.
6. Remember what you were tought for the next time you make a salad.

1. _____

3. _____

2. _____

4. _____

Writing Activity

Write the steps for another activity you like to do. Use at least three spelling words in your paragraph.

Name _____

Look at the words in each set below. One word in each set is spelled correctly. Look at Sample A. The letter next to the correctly spelled word in Sample A has been shaded in. Do Sample B yourself. Shade the letter of the word that is spelled correctly. When you are sure you know what to do, go on with the rest of the page.

Sample A:

- Ⓐ sawlt
- Ⓑ sealt
- Ⓒ salt
- Ⓓ sault


Sample B:

- Ⓔ fawl
- Ⓕ fall
- Ⓖ faul
- Ⓗ faol

- | | | |
|-------------|---------------|----------------|
| 1. Ⓐ yaun | 6. Ⓔ haughls | 11. Ⓔ drawing |
| Ⓑ yonn | Ⓕ hals | Ⓕ drauing |
| Ⓒ yawn | Ⓖ hawls | Ⓖ drauwing |
| Ⓓ yann | Ⓗ hauls | Ⓗ drauwing |
| 2. Ⓔ taught | 7. Ⓐ hauks | 12. Ⓐ cawsed |
| Ⓕ tawt | Ⓑ hawks | Ⓑ cassed |
| Ⓖ tawght | Ⓒ haks | Ⓒ caused |
| Ⓗ tauht | Ⓓ haulks | Ⓓ coused |
| 3. Ⓐ sault | 8. Ⓔ squauk | 13. Ⓐ pased |
| Ⓑ sawlt | Ⓕ squawk | Ⓑ poused |
| Ⓒ selt | Ⓖ sqwack | Ⓒ pawsed |
| Ⓓ salt | Ⓗ squock | Ⓓ paused |
| 4. Ⓔ lawn | 9. Ⓔ baught | 14. Ⓔ crowled |
| Ⓕ laun | Ⓕ bawt | Ⓕ crauled |
| Ⓖ laugn | Ⓖ bought | Ⓖ crawled |
| Ⓗ lohn | Ⓗ baght | Ⓗ craled |
| 5. Ⓐ hawls | 10. Ⓐ boughls | 15. Ⓐ caughing |
| Ⓑ haughls | Ⓑ bals | Ⓑ coughing |
| Ⓒ halls | Ⓒ bauls | Ⓒ cawfing |
| Ⓓ haulls | Ⓓ bawls | Ⓓ coghing |

Name _____

Fold back the paper along the dotted line. Use the blanks to write each word as it is read aloud. When you finish the test, unfold the paper. Use the list at the right to correct any spelling mistakes.



- | | |
|----------------------------------|--------------|
| 1. _____ | 1. found |
| 2. _____ | 2. town |
| 3. _____ | 3. shout |
| 4. _____ | 4. owl |
| 5. _____ | 5. couch |
| 6. _____ | 6. bow |
| 7. _____ | 7. scout |
| 8. _____ | 8. round |
| 9. _____ | 9. plow |
| 10. _____ | 10. crowd |
| 11. _____ | 11. proud |
| 12. _____ | 12. clouds |
| 13. _____ | 13. ground |
| 14. _____ | 14. louder |
| 15. _____ | 15. bounce |
| Review Words 16. _____ | 16. drawing |
| 17. _____ | 17. lawn |
| 18. _____ | 18. hauls |
| Challenge Words 19. _____ | 19. snowplow |
| 20. _____ | 20. outline |



Name _____

Using the Word Study Steps

1. LOOK at the word.
2. SAY the word aloud.
3. STUDY the letters in the word.
4. WRITE the word.
5. CHECK the word.

Did you spell the word right?

If not, go back to step 1.

Find Rhyming Words**Circle the word in each row that rhymes with the word in dark type.**

- | | | | |
|------------------|--------|--------|--------|
| 1. towel | sole | owl | bowl |
| 2. ouch | couch | foul | loud |
| 3. sound | sew | down | ground |
| 4. out | shout | mound | town |
| 5. frown | own | town | snow |
| 6. found | out | scout | round |
| 7. ounce | bounce | howl | once |
| 8. how | plow | plot | hope |
| 9. cloud | proud | clock | draw |
| 10. shout | snow | scout | stop |
| 11. loud | cloud | long | couch |
| 12. bow | louder | ground | plow |



Name _____

found	owl	scout	crowd	ground
town	couch	round	proud	louder
shout	bow	plow	clouds	bounce

Pattern Power!

This week's spelling words contain the vowel sound /ou/. Write the spelling words with the /ou/ sound spelled:

ou

1. _____

6. _____

2. _____

7. _____

3. _____

8. _____

4. _____

9. _____

5. _____

10. _____

ow

11. _____

14. _____

12. _____

15. _____

13. _____

Words Within Words

Write each spelling word in which you can find the smaller word.

16. row _____

19. own _____

17. low _____

20. round _____

18. loud _____

Name _____

found	owl	scout	crowd	ground
town	couch	round	proud	louder
shout	bow	plow	clouds	bounce

Analogies

An analogy is a statement that compares sets of words that are alike in some way: *Night* is to *day* as *black* is to *white*. This analogy points out that *night* and *day* are opposite in the same way that *black* and *white* are opposite.

Use the spelling words to complete the analogies below.

1. *Top* is to *bottom* as *sky* is to _____.
2. *Bad* is to *good* as *lost* is to _____.
3. *Quiet* is to *whisper* as *loud* is to _____.
4. *Flying disk* is to *throw* as *ball* is to _____.
5. *Moo* is to *cow* as *hoot* is to _____.
6. *Salute* is to *general* as _____ is to *audience*.

Define It!

Write the spelling word that matches each definition.

7. Large group of people _____
8. Big soft seat to sit on _____
9. Feeling pleased about what you did _____
10. What rain falls from _____
11. Someone who goes out to get information _____
12. Shape of a circle _____
13. A place where people live _____
14. Raised volume _____
15. Tool on a farm _____

Name _____

Proofreading

There are six spelling mistakes in this paragraph. Circle the misspelled words. Write the words correctly on the lines below.

Our Class Newsletter

Our class is proud to announce that we have come up with some new rules. The lunchroom has gotten louder over the past year. We found it is hard to enjoy eating our lunches. We have decided that to fix the problem we will do two things. First, everyone must sit at one of the round tables during lunch. There must be no walking around. Second, you are not allowed to shout at each other or stomp on the ground. These new rules should make lunchtime much better. If we make the lunchroom a nicer place, everyone will want to eat there.

1. _____

4. _____

2. _____

5. _____

3. _____

6. _____

Writing Activity

Write an article for your class newsletter. Use at least three spelling words in your paragraph.

Name _____

Look at the words in each set below. One word in each set is spelled correctly. Look at Sample A. The letter next to the correctly spelled word in Sample A has been shaded in. Do Sample B yourself. Shade the letter of the word that is spelled correctly. When you are sure you know what to do, go on with the rest of the page.

Sample A:

- A owt
- B ott
- C oute
- D out


Sample B:

- E brown
- F braun
- G bron
- H browne

- | | | |
|---|-----------------------------------|------------------------------------|
| 1. <input checked="" type="radio"/> A fownd | 6. <input type="radio"/> E bau | 11. <input type="radio"/> E praud |
| <input type="radio"/> B fawnd | <input type="radio"/> F bou | <input type="radio"/> F prawd |
| <input type="radio"/> C faund | <input type="radio"/> G bow | <input type="radio"/> G proud |
| <input type="radio"/> D found | <input type="radio"/> H baw | <input type="radio"/> H prowd |
| 2. <input type="radio"/> E taun | 7. <input type="radio"/> A scowt | 12. <input type="radio"/> A clouds |
| <input type="radio"/> F town | <input type="radio"/> B scaut | <input type="radio"/> B clawds |
| <input type="radio"/> G tawn | <input type="radio"/> C scout | <input type="radio"/> C clauds |
| <input type="radio"/> H toun | <input type="radio"/> D scawt | <input type="radio"/> D clouds |
| 3. <input type="radio"/> A shout | 8. <input type="radio"/> E raund | 13. <input type="radio"/> A grownd |
| <input type="radio"/> B showt | <input type="radio"/> F round | <input type="radio"/> B ground |
| <input type="radio"/> C shaut | <input type="radio"/> G rawnd | <input type="radio"/> C graund |
| <input type="radio"/> D shawt | <input type="radio"/> H rownd | <input type="radio"/> D grawnd |
| 4. <input type="radio"/> E awel | 9. <input type="radio"/> E plow | 14. <input type="radio"/> E lowder |
| <input type="radio"/> F oal | <input type="radio"/> F plaugh | <input type="radio"/> F lauwder |
| <input type="radio"/> G owel | <input type="radio"/> G plau | <input type="radio"/> G loder |
| <input type="radio"/> H owl | <input type="radio"/> H plaw | <input type="radio"/> H louder |
| 5. <input type="radio"/> A couch | 10. <input type="radio"/> A craud | 15. <input type="radio"/> A bownce |
| <input type="radio"/> B cowch | <input type="radio"/> B crowd | <input type="radio"/> B bounse |
| <input type="radio"/> C coch | <input type="radio"/> C crawd | <input type="radio"/> C bowNSE |
| <input type="radio"/> D coush | <input type="radio"/> D crod | <input type="radio"/> D bounce |

Name _____

Fold back the paper along the dotted line. Use the blanks to write each word as it is read aloud. When you finish the test, unfold the paper. Use the list at the right to correct any spelling mistakes.



- | | |
|----------------------------------|---------------|
| 1. _____ | 1. cell |
| 2. _____ | 2. gems |
| 3. _____ | 3. age |
| 4. _____ | 4. place |
| 5. _____ | 5. gyms |
| 6. _____ | 6. city |
| 7. _____ | 7. cents |
| 8. _____ | 8. price |
| 9. _____ | 9. space |
| 10. _____ | 10. nice |
| 11. _____ | 11. giant |
| 12. _____ | 12. changes |
| 13. _____ | 13. pages |
| 14. _____ | 14. gentle |
| 15. _____ | 15. message |
| Review Words 16. _____ | 16. crowd |
| 17. _____ | 17. clouds |
| 18. _____ | 18. found |
| Challenge Words 19. _____ | 19. giraffe |
| 20. _____ | 20. celebrate |



Name _____

Using the Word Study Steps

1. LOOK at the word.
2. SAY the word aloud.
3. STUDY the letters in the word.
4. WRITE the word.
5. CHECK the word.
Did you spell the word right?
If not, go back to step 1.

Find and Circle

Where are the spelling words?

P	P	X	R	A	U	G	E	M	S
R	A	W	C	I	T	Y	P	L	Y
I	G	Z	K	J	D	M	L	D	M
C	E	N	T	S	G	S	A	N	E
E	S	I	V	P	E	C	C	A	S
X	M	C	Z	A	N	D	E	G	S
K	E	E	X	C	T	O	C	E	A
Q	F	T	G	E	L	B	E	N	G
C	H	A	N	G	E	S	L	O	E
G	I	A	N	T	S	W	L	R	P



Name _____

cell	place	cents	nice	pages
gems	gyms	price	giant	gentle
age	city	space	changes	message

Word Sort

Write the spelling words that have soft *c* spelled:

c

1. _____

ce

2. _____

5. _____

3. _____

6. _____

4. _____

7. _____

Write the spelling words that have soft *g* spelled:

g

8. _____

10. _____

9. _____

11. _____

ge

12. _____

14. _____

13. _____

Rhyme Time

Write the spelling word that rhymes with each word below.

15. face _____

18. pity _____

16. cages _____

19. rims _____

17. bell _____

20. ranges _____

Name _____

cell	place	cents	nice	pages
gems	gyms	price	giant	gentle
age	city	space	changes	message

It Takes Three**Write a spelling word that goes with the other two words.**

- cost, amount, _____
- jewelry, charms, _____
- coins, change, _____
- town, village, _____
- calm, tender, _____

Words in Sentences**Write a spelling word to complete each sentence.**

- There are many _____ inside a book.
- There was a time when the Earth was a cold and frosty _____.
- Dinosaurs lived during a different _____.
- You get 5 _____ for each bottle you recycle.
- We won't cut down trees to make _____ for a mall.
- You must be _____ when you pet animals.
- There are _____ trees in the redwood forest.
- We had a "Save the Forest" meeting in each of the school _____.
- My sister looked at a plant _____ under a microscope.
- You cannot put a _____ on nature.
- They mine for _____ in those mountains.
- I left a _____ on her answering machine.
- The actor _____ his costume in the play.
- The _____ woman never litters.
- The pollution from the _____ is hurting the forest nearby.

Name _____

Proofreading

There are six spelling mistakes in this paragraph. Circle the misspelled words. Write the words correctly on the lines below.

What You Can Do to Help Save the Planet

There are several ways to help take care of nature in your town. Write to your sitti mayor about a pollution problem. This will tell him or her that you are worried about the environment. You can raise money, too. Save your extra sence. Even spare change can help buy a tree. You can then plant it on your street or in a public park. Remember to always be jentl with animals. We all have to share the same natural space. You should be nys to any wildlife you find. Never litter. This only makes the roads and grassy areas dirty. Save your plastic bottles. Buy a ginte can to put them in. When you have enough, take them in for recycling. The most important thing you can do is this: Tell others about keeping our world clean. Pass on this important mesaje to everyone you know.

1. _____ 3. _____ 5. _____
 2. _____ 4. _____ 6. _____

Writing Activity

Write a paragraph about what you can do to help the planet. Use at least three spelling words in your paragraph.

Name _____

Look at the words in each set below. One word in each set is spelled correctly. Look at Sample A. The letter next to the correctly spelled word in Sample A has been shaded in. Do Sample B yourself. Shade the letter of the word that is spelled correctly. When you are sure you know what to do, go on with the rest of the page.

Sample A:

- caige
- cage
- caje
- cayj


Sample B:

- rice
- ryse
- ryce
- raice

- | | | |
|--------------------------------|--------------------------------|-----------------------------------|
| 1. <input type="radio"/> sel | 6. <input type="radio"/> city | 11. <input type="radio"/> jiant |
| <input type="radio"/> cell | <input type="radio"/> sity | <input type="radio"/> jyant |
| <input type="radio"/> selle | <input type="radio"/> citty | <input type="radio"/> giant |
| <input type="radio"/> cel | <input type="radio"/> cety | <input type="radio"/> gyant |
| 2. <input type="radio"/> jems | 7. <input type="radio"/> zents | 12. <input type="radio"/> chanjes |
| <input type="radio"/> jehms | <input type="radio"/> sence | <input type="radio"/> chaynjes |
| <input type="radio"/> gems | <input type="radio"/> cents | <input type="radio"/> chainges |
| <input type="radio"/> gehms | <input type="radio"/> cense | <input type="radio"/> changes |
| 3. <input type="radio"/> aig | 8. <input type="radio"/> pryce | 13. <input type="radio"/> pages |
| <input type="radio"/> aje | <input type="radio"/> price | <input type="radio"/> pajes |
| <input type="radio"/> age | <input type="radio"/> prise | <input type="radio"/> payges |
| <input type="radio"/> adje | <input type="radio"/> pryse | <input type="radio"/> paiges |
| 4. <input type="radio"/> place | 9. <input type="radio"/> spase | 14. <input type="radio"/> jentle |
| <input type="radio"/> playce | <input type="radio"/> spaice | <input type="radio"/> gentle |
| <input type="radio"/> plase | <input type="radio"/> spayce | <input type="radio"/> gentel |
| <input type="radio"/> plaise | <input type="radio"/> space | <input type="radio"/> jentel |
| 5. <input type="radio"/> jyms | 10. <input type="radio"/> nyce | 15. <input type="radio"/> mecage |
| <input type="radio"/> gyms | <input type="radio"/> nise | <input type="radio"/> mesadge |
| <input type="radio"/> jims | <input type="radio"/> naice | <input type="radio"/> messej |
| <input type="radio"/> gims | <input type="radio"/> nice | <input type="radio"/> message |

Name _____

Fold back the paper along the dotted line. Use the blanks to write each word as it is read aloud. When you finish the test, unfold the paper. Use the list at the right to correct any spelling mistakes.



- | | |
|----------------------------------|-------------|
| 1. _____ | 1. sale |
| 2. _____ | 2. sail |
| 3. _____ | 3. beet |
| 4. _____ | 4. beat |
| 5. _____ | 5. rode |
| 6. _____ | 6. road |
| 7. _____ | 7. rowed |
| 8. _____ | 8. its |
| 9. _____ | 9. it's |
| 10. _____ | 10. your |
| 11. _____ | 11. you're |
| 12. _____ | 12. there |
| 13. _____ | 13. they're |
| 14. _____ | 14. peace |
| 15. _____ | 15. piece |
| Review Words 16. _____ | 16. city |
| 17. _____ | 17. gems |
| 18. _____ | 18. space |
| Challenge Words 19. _____ | 19. seen |
| 20. _____ | 20. scene |



Name _____


Using the Word Study Steps

1. LOOK at the word.
2. SAY the word aloud.
3. STUDY the letters in the word.
4. WRITE the word.
5. CHECK the word.

Did you spell the word right?
If not, go back to step 1.

Crossword Puzzle

Write the spelling word that best matches each clue. Put the spelling word in the box that starts with the same number.



ACROSS

3. I could hear the _____ of the drum.
4. Harry started a bake _____ to raise money.
5. The baboon's face turned as red as a _____.
8. Keep _____ zoo ticket in case you need it later.
11. We _____ from one end of the zoo's lake to the other.
12. I sewed a small _____ of the quilt we made for my grandmother.

DOWN

1. We wrote a newsletter to stop wars and talk about _____.
2. The gorilla put _____ hand against the glass wall.
6. They are walking over _____ by the aquarium.
7. We wanted to fix the holes in the _____.
9. Every time I _____ my bike, I wore my helmet.
10. The sailor raised the _____ and then the boat left the dock.



Name _____

sale	beat	rowed	your	they're
sail	rode	its	you're	peace
beet	road	it's	there	piece

Homophones are words that sound alike but have different spellings and different meanings. Write the spelling words that are homophones of the words below.

1. there _____
2. peace _____
3. sale _____
4. beet _____
5. rowed _____
6. it's _____
7. your _____

Which spelling words are contractions?

8. _____ 9. _____ 10. _____

Write the spelling words that have the sounds below.

long e

11. _____ 12. _____
13. _____ 14. _____

long a

15. _____ 16. _____

long o

17. _____ 18. _____ 19. _____

Name _____

sale	beat	rowed	your	they're
sail	rode	its	you're	peace
beet	road	it's	there	piece

Homophones are words that sound alike but have different spellings and different meanings. In each sentence below, a homophone is used incorrectly. Circle the incorrect homophone and write the correct homophone on the line following the sentence.

1. Its important to help people that need you. _____
2. All of the cakes and pies were on sail for a good cause. _____
3. Is that you're mother on TV? _____
4. The rowed was long and dark. _____
5. Someday there will be piece on earth. _____
6. My family used a beat and a carrot from our garden to make soup.

7. At camp we learned how to sale a boat. _____
8. We were allowed to feed the chimp a peace of banana. _____
9. The gorilla scratched it's head. _____
10. There going to open a new community center in our town.

11. The group road through the jungle in a truck. _____
12. We beet last year's record by raising even more money for the zoo.

13. They're are many volunteers who help at the soup kitchen.

14. Your so good at listening to others. _____
15. We all road the boat to shore. _____

Name _____

Proofreading

There are seven spelling mistakes in this paragraph. Circle the misspelled words. Write the words correctly on the lines below.

Volunteer Fair

Yo're invited to our annual volunteer fair. We will have lots of ideas about how to help your community. You could adopt a raod. You could raise money for an animal shelter by holding a bake sael. You could even help build a pease of the new community center. Thire are so many ideas, you won't know where to start. Its going to be quite a fair. So please join us this Friday. Yore community needs you.

1. _____

5. _____

2. _____

6. _____

3. _____

7. _____

4. _____

Writing Activity

Write ideas you have for helping your community. Use at least three spelling words in your paragraph.

Name _____

Look at the words in each set below. One word in each set is spelled correctly. Look at Sample A. The letter next to the correctly spelled word in Sample A has been shaded in. Do Sample B yourself. Shade the letter of the word that is spelled correctly. When you are sure you know what to do, go on with the rest of the page.

Sample A:

- A soe
- B sowe
- C soh
- D so


Sample B:

- E soe
- F sew
- G sowe
- H soh

- | | | |
|----------------------------------|----------------------------------|-----------------------------------|
| 1. <input type="radio"/> A sale | 6. <input type="radio"/> E rowd | 11. <input type="radio"/> E yure |
| <input type="radio"/> B sayle | <input type="radio"/> F roud | <input type="radio"/> F you're |
| <input type="radio"/> C saile | <input type="radio"/> G road | <input type="radio"/> G your'e |
| <input type="radio"/> D sayel | <input type="radio"/> H raud | <input type="radio"/> H yowr |
| 2. <input type="radio"/> E sayle | 7. <input type="radio"/> A roed | 12. <input type="radio"/> A thier |
| <input type="radio"/> F sail | <input type="radio"/> B wrowd | <input type="radio"/> B thare |
| <input type="radio"/> G cayle | <input type="radio"/> C rowed | <input type="radio"/> C there |
| <input type="radio"/> H sayel | <input type="radio"/> D roud | <input type="radio"/> D theyr'e |
| 3. <input type="radio"/> A beet | 8. <input type="radio"/> E ets | 13. <input type="radio"/> A thier |
| <input type="radio"/> B beete | <input type="radio"/> F i'ts | <input type="radio"/> B theyr'e |
| <input type="radio"/> C biet | <input type="radio"/> G its | <input type="radio"/> C thare |
| <input type="radio"/> D beit | <input type="radio"/> H itz | <input type="radio"/> D they're |
| 4. <input type="radio"/> E beete | 9. <input type="radio"/> E itz | 14. <input type="radio"/> E peace |
| <input type="radio"/> F beat | <input type="radio"/> F i'ts | <input type="radio"/> F peise |
| <input type="radio"/> G beit | <input type="radio"/> G ets | <input type="radio"/> G peice |
| <input type="radio"/> H biet | <input type="radio"/> H it's | <input type="radio"/> H pease |
| 5. <input type="radio"/> A wroad | 10. <input type="radio"/> A your | 15. <input type="radio"/> A peice |
| <input type="radio"/> B raud | <input type="radio"/> B yure | <input type="radio"/> B peise |
| <input type="radio"/> C rowd | <input type="radio"/> C your'e | <input type="radio"/> C piece |
| <input type="radio"/> D rode | <input type="radio"/> D yowr | <input type="radio"/> D pease |

Name _____

Fold back the paper along the dotted line. Use the blanks to write each word as it is read aloud. When you finish the test, unfold the paper. Use the list at the right to correct any spelling mistakes.



- | | |
|----------------------------------|---------------|
| 1. _____ | 1. years |
| 2. _____ | 2. twins |
| 3. _____ | 3. trays |
| 4. _____ | 4. states |
| 5. _____ | 5. ashes |
| 6. _____ | 6. foxes |
| 7. _____ | 7. inches |
| 8. _____ | 8. flies |
| 9. _____ | 9. cities |
| 10. _____ | 10. ponies |
| 11. _____ | 11. bunches |
| 12. _____ | 12. alleys |
| 13. _____ | 13. lunches |
| 14. _____ | 14. cherries |
| 15. _____ | 15. daisies |
| Review Words 16. _____ | 16. sale |
| 17. _____ | 17. rode |
| 18. _____ | 18. you're |
| Challenge Words 19. _____ | 19. heroes |
| 20. _____ | 20. libraries |



Name _____

Using the Word Study Steps

1. LOOK at the word.
2. SAY the word aloud.
3. STUDY the letters in the word.
4. WRITE the word.
5. CHECK the word.
Did you spell the word right?
If not, go back to step 1.

X the Word**Put an X on the word in each row that does not fit the pattern.**

1.	years	lunches	ash	cherries
2.	cherry	tray	pony	bunches
3.	city	daisies	flies	states
4.	inch	lunches	bunches	cities
5.	state	ponies	ashes	trays
6.	trays	twin	cherries	alleys
7.	fox	ashes	city	munch
8.	daisies	inches	years	fly
9.	twins	foxes	alley	ponies
10.	tray	year	daisy	states
11.	rode	daisies	cherries	ponies
12.	gems	twins	years	space
13.	inches	gems	foxes	boxes
14.	years	flies	cities	ponies



Name _____

years	states	inches	ponies	lunches
twins	ashes	flies	bunches	cherries
trays	foxes	cities	alleys	daisies

This week's spelling list contains plural words. Plurals are words that name more than one thing.

Write the spelling words for each of these plural endings.

s

1. _____
2. _____
3. _____
4. _____

es

10. _____
11. _____
12. _____
13. _____
14. _____
15. _____

y to i + -es

5. _____
6. _____
7. _____
8. _____
9. _____

Find the Base Word

Write the base word of each plural noun.

16. flies _____
17. ponies _____
18. bunches _____

Name _____

years	states	inches	ponies	lunches
twins	ashes	flies	bunches	cherries
trays	foxes	cities	alleys	daisies

Part of the Group

Add the spelling word that belongs in each group below.

Fruits

1. apples, grapes, _____

Baby animals

2. calves, kittens, _____

Places to live

3. towns, villages, _____

Units of time

4. days, months, _____

Animals

5. sheep, bears, _____

Flowers

6. roses, lilies, _____

A Clue for You

7. They are small streets behind buildings. _____
8. You carry food on them. _____
9. There are 50 of these in the United States. _____
10. They buzz through the air. _____
11. What is left after something burns. _____
12. What students bring to school to eat. _____
13. Groups of something. _____
14. There are 12 of these in 1 foot. _____
15. Two people who look exactly alike. _____

Name _____

Proofreading

There are six spelling mistakes in this paragraph. Circle the misspelled words. Write the words correctly on the lines below.

Melody and Melissa were tooins, but they couldn't have been more different. Melody loved picking daisys, arranging flowers, and playing with her stuffed poonys. Melissa loved flis and insects and crawling around in the dirt. The problem was that they shared a room. Melody liked the room to be neat with boonchs of flowers in all the windows. Melissa was far from neat. She tracked in mud and brought bugs into the room. It had been a problem for many years. One day Melody decided that maybe she and Melissa should divide the room in two. That way they could both get what they wanted. Melissa thought it was a great idea. They hung a white sheet a few inshs from the ceiling. Now Melody's room is always beautiful, and Melissa's room is always messy. They are the happiest sisters around.

1. _____

4. _____

2. _____

5. _____

3. _____

6. _____

Writing Activity

If you could have your dream room, what would it be like? Use at least three spelling words in your paragraph.

Name _____

Look at the words in each set below. One word in each set is spelled correctly. Look at Sample A. The letter next to the correctly spelled word in Sample A has been shaded in. Do Sample B yourself. Shade the letter of the word that is spelled correctly. When you are sure you know what to do, go on with the rest of the page.

Sample A:

- Ⓐ keys
- Ⓑ keeze
- Ⓒ keyes
- Ⓓ keies

Sample B:

- Ⓔ ladys
- Ⓕ ladees
- Ⓖ laides
- Ⓗ ladies

- | | | |
|--------------|--------------|----------------|
| 1. Ⓐ yeares | 6. Ⓔ foxes | 11. Ⓔ bunches |
| Ⓑ yiers | Ⓕ foxies | Ⓕ bunchs |
| Ⓒ years | Ⓖ foxs | Ⓖ bunschs |
| Ⓓ yeirs | Ⓗ foxses | Ⓗ bunchez |
| 2. Ⓔ twins | 7. Ⓐ inchs | 12. Ⓐ alleyies |
| Ⓕ twinz | Ⓑ inchies | Ⓑ alleyes |
| Ⓖ twiness | Ⓒ inchez | Ⓒ alleys |
| Ⓗ twyns | Ⓓ inches | Ⓓ alleies |
| 3. Ⓐ traies | 8. Ⓔ flys | 13. Ⓐ lunchs |
| Ⓑ trays | Ⓕ flyes | Ⓑ lunches |
| Ⓒ trayies | Ⓖ flies | Ⓒ lunschs |
| Ⓓ traes | Ⓗ fliez | Ⓓ lunchez |
| 4. Ⓔ staties | 9. Ⓔ cityies | 14. Ⓔ cherrys |
| Ⓕ statez | Ⓕ cities | Ⓕ cherryis |
| Ⓖ states | Ⓖ citys | Ⓖ cherryies |
| Ⓗ statses | Ⓗ citees | Ⓗ cherries |
| 5. Ⓐ ashs | 10. Ⓐ poneis | 15. Ⓐ daisys |
| Ⓑ ashies | Ⓑ poneese | Ⓑ daisees |
| Ⓒ ashez | Ⓒ poneez | Ⓒ daisies |
| Ⓓ ashes | Ⓓ ponies | Ⓓ daysies |

Name _____

Read each sentence. If an underlined word is spelled wrong, fill in the circle that goes with that word. If no word is spelled wrong, fill in the circle below NONE. Read Sample A, and do Sample B.


- | | |
|--|---|
| <p>A. The <u>giant</u> slipped on a <u>piece</u> of <u>ice</u>.</p> <p style="text-align: center;">A B C</p> | <p style="text-align: right;">NONE</p> <p>A. (A) (B) (C) (D)</p> |
| <p>B. There was a <u>shout</u> from the <u>crowd</u> when the team <u>loost</u>.</p> <p style="text-align: center;">E F G</p> | <p style="text-align: right;">NONE</p> <p>B. (E) (F) (G) (H)</p> |
| <p>1. The <u>croud</u> got <u>louder</u> as the <u>hero</u> came down the <u>road</u>.</p> <p style="text-align: center;">A B C</p> | <p style="text-align: right;">NONE</p> <p>1. (A) (B) (C) (D)</p> |
| <p>2. I <u>water</u> my <u>daisys</u> with the <u>pitcher</u> you <u>bought</u> me.</p> <p style="text-align: center;">E F G</p> | <p style="text-align: right;">NONE</p> <p>2. (E) (F) (G) (H)</p> |
| <p>3. After my dad <u>flies</u> to a <u>city</u>, he <u>wawks</u> to his hotel.</p> <p style="text-align: center;">A B C</p> | <p style="text-align: right;">NONE</p> <p>3. (A) (B) (C) (D)</p> |
| <p>4. The <u>town</u> did not believe that the <u>giyant</u> was <u>nice</u>.</p> <p style="text-align: center;">E F G</p> | <p style="text-align: right;">NONE</p> <p>4. (E) (F) (G) (H)</p> |
| <p>5. Your <u>piece</u> of cake is two <u>inches</u> bigger than mine.</p> <p style="text-align: center;">A B C</p> | <p style="text-align: right;">NONE</p> <p>5. (A) (B) (C) (D)</p> |
| <p>6. They're going to leave you a <u>messige</u> if they get <u>lost</u>.</p> <p style="text-align: center;">E F G</p> | <p style="text-align: right;">NONE</p> <p>6. (E) (F) (G) (H)</p> |
| <p>7. Bob <u>bete</u> Mark in a race <u>that</u> <u>night</u>.</p> <p style="text-align: center;">A B C</p> | <p style="text-align: right;">NONE</p> <p>7. (A) (B) (C) (D)</p> |
| <p>8. <u>Yorre</u> uncle lived in ten different <u>states</u> in ten <u>years</u>.</p> <p style="text-align: center;">E F G</p> | <p style="text-align: right;">NONE</p> <p>8. (E) (F) (G) (H)</p> |
| <p>9. The vase of <u>daisies</u> looked <u>nice</u> on the <u>rownd</u> table.</p> <p style="text-align: center;">A B C</p> | <p style="text-align: right;">NONE</p> <p>9. (A) (B) (C) (D)</p> |
| <p>10. Gather <u>around</u> and I will tell you about the <u>giant</u> who
scared the <u>toun</u>.</p> <p style="text-align: center;">E F G</p> | <p style="text-align: right;">NONE</p> <p>10. (E) (F) (G) (H)</p> |
| <p>11. It is hard to understand <u>your</u> <u>message</u> when you <u>showt</u>
into the phone.</p> <p style="text-align: center;">A B C</p> | <p style="text-align: right;">NONE</p> <p>11. (A) (B) (C) (D)</p> |
| <p>12. It would not be good if the three <u>inchs</u> of <u>water</u> in the
basement turned to <u>ice</u>.</p> <p style="text-align: center;">E F G</p> | <p style="text-align: right;">NONE</p> <p>12. (E) (F) (G) (H)</p> |

Name _____

13. Cara bought a piece of pie at the city fair.
A B C 13. (A) (B) (C) (D) NONE
14. They're being lowder than a whole crowd.
E F G 14. (E) (F) (G) (H) NONE
15. I heard my mother shout when she fell on the ise.
A B C 15. (A) (B) (C) (D) NONE
16. On one of her walks, she lost the necklace he gave her
many yeres ago.
E F G 16. (E) (F) (G) (H) NONE
17. I bawt my mother a suitcase to use when she flies to
different states for work.
A B C 17. (A) (B) (C) (D) NONE
18. For years that team beat every other team they played
on the rood.
E F G 18. (E) (F) (G) (H) NONE
19. In his message he told us he slipped on a peese of ice.
A B C 19. (A) (B) (C) (D) NONE
20. The town came together to beat the giant at his own game.
E F G 20. (E) (F) (G) (H) NONE
21. The crowd got louder as Bill swam through the wauter.
A B C 21. (A) (B) (C) (D) NONE
22. The nise man who walks by our house wears a round hat.
E F G 22. (E) (F) (G) (H) NONE
23. They're visiting the sittee down the road today.
A B C 23. (A) (B) (C) (D) NONE
24. I visited so many staits this summer that I don't know
where I lost my jacket.
E F G 24. (E) (F) (G) (H) NONE
25. When she flys to see her grandmother, she brings
daisies tied with a few inches of ribbon.
A B C 25. (A) (B) (C) (D) NONE

Name _____

Fold back the paper along the dotted line. Use the blanks to write each word as it is read aloud. When you finish the test, unfold the paper. Use the list at the right to correct any spelling mistakes.



- | | |
|----------------------------------|-----------------|
| 1. _____ | 1. airplane |
| 2. _____ | 2. daytime |
| 3. _____ | 3. birthday |
| 4. _____ | 4. daylight |
| 5. _____ | 5. hairdo |
| 6. _____ | 6. notebook |
| 7. _____ | 7. birdhouse |
| 8. _____ | 8. barefoot |
| 9. _____ | 9. headlight |
| 10. _____ | 10. sometime |
| 11. _____ | 11. someone |
| 12. _____ | 12. newspaper |
| 13. _____ | 13. sidewalks |
| 14. _____ | 14. basketball |
| 15. _____ | 15. stagecoach |
| Review Words 16. _____ | 16. states |
| 17. _____ | 17. inches |
| 18. _____ | 18. cities |
| Challenge Words 19. _____ | 19. somebody |
| 20. _____ | 20. handwriting |



Name _____

Using the Word Study Steps

1. LOOK at the word.
2. SAY the word aloud.
3. STUDY the letters in the word.
4. WRITE the word.
5. CHECK the word.
Did you spell the word right?
If not, go back to step 1.

Compound Riddles**Join two words from the riddle to make a compound word.**

1. A foot that is bare _____
2. The light of the day _____
3. Paper where you read the news _____
4. The day of your birth _____
5. The house of a bird _____
6. The way someone will do your hair _____
7. Time during the day _____
8. A ball you shoot in a basket _____
9. A book in which you write a note _____
10. Place for walks on the side of the road _____

Make a Compound Word**A compound word is made up of two or more smaller words.****Draw lines connecting the words that form other compound words.**

- | | |
|-----------|-------|
| 11. some | coach |
| 12. air | one |
| 13. head | time |
| 14. some | plane |
| 15. stage | light |



Name _____

airplane	daylight	birdhouse	sometime	sidewalks
daytime	hairdo	barefoot	someone	basketball
birthday	notebook	headlight	newspaper	stagecoach

What's in a Word?

Compound words are made up of smaller words. Write the spelling words that have the following words in them.

1. some _____
2. light _____
3. time _____
4. day _____

Order Please!

Write each group of spelling words in alphabetical order.

birdhouse, airplane, basketball,
barefoot, birthday

notebook, hairdo, newspaper,
headlight, daytime

- | | |
|----------|-----------|
| 5. _____ | 10. _____ |
| 6. _____ | 11. _____ |
| 7. _____ | 12. _____ |
| 8. _____ | 13. _____ |
| 9. _____ | 14. _____ |

someone, sometime, sidewalks, stagecoach

- | | |
|-----------|-----------|
| 15. _____ | 17. _____ |
| 16. _____ | 18. _____ |

Name _____

airplane	daylight	birdhouse	sometime	sidewalks
daytime	hairdo	barefoot	someone	basketball
birthday	notebook	headlight	newspaper	stagecoach

What's the Word?**Complete each sentence with a spelling word.**

1. My brother delivers the _____ on our street to make money.
2. I wish _____ would hire me.
3. Put on your shoes. You can't go to work _____ .
4. I often wake up before _____ .
5. The woman went to the beauty salon for a new _____ .
6. Write down your ideas in a _____ so you do not forget them.
7. The car's _____ was not working.
8. The _____ along the streets were full of people walking.
9. The store sells shoes for kids who play soccer, baseball, and _____ .
10. She works at night because she is too busy during the _____ .
11. My _____ is a day that I stay home from work and relax.
12. I would like to open my own business _____ in the future.

Where Would It Be?**Write the spelling word that would most likely be found in each of these places.**

13. in the backyard _____
14. at an airport _____
15. in a movie about the old West _____

Name _____

There are six spelling mistakes in the letter. Circle the misspelled words. Write the words correctly on the lines below.

Dear Mr. Taylor,

I am writing to you for some advice on a business idea I had. I read about your sports store in the nuespapper. You seem like sumone who could help me.

I had the idea one day while I was walking home. My feet were hurting because I had been playing basckettebal bearfoot. My idea was to create a mailing list of customers. With each name, you could also list the person's burthdea. Your store could use the list to send letters reminding your customers to buy a new pair of shoes. You could even include a coupon! Maybe you could sell the list to different stores in town. The barber shop could send a coupon for a haredoe.

What do you think? If you are interested, please write to me.

Regards,
Josh Curtain

1. _____

4. _____

2. _____

5. _____

3. _____

6. _____

Writing Activity

Write a paragraph describing a business you would like to start. Use at least four spelling words in your description.

Name _____

Look at the words in each set below. One word in each set is spelled correctly. Look at Sample A. The letter next to the correctly spelled word in Sample A has been shaded in. Do Sample B yourself. Shade the letter of the word that is spelled correctly. When you are sure you know what to do, go on with the rest of the page.

Sample A:

- Ⓐ whitout
- Ⓑ wittout
- Ⓒ without
- Ⓓ wewithout


Sample B:

- Ⓔ owtside
- Ⓕ outsighted
- Ⓖ ooutside
- Ⓗ outside

- | | | |
|---------------|----------------|------------------|
| 1. Ⓐ areplain | 6. Ⓔ knotebook | 11. Ⓔ someone |
| Ⓑ airplane | Ⓕ nootbook | Ⓕ sumwon |
| Ⓒ airplain | Ⓖ notebook | Ⓖ somewon |
| Ⓓ errplane | Ⓗ notbook | Ⓗ somewan |
| 2. Ⓔ daytime | 7. Ⓐ birdhause | 12. Ⓐ newspaper |
| Ⓕ daytyme | Ⓑ birdhaus | Ⓑ newspaper |
| Ⓖ daitime | Ⓒ birdhous | Ⓒ newspaper |
| Ⓗ daytim | Ⓓ birdhouse | Ⓓ knewspaper |
| 3. Ⓐ birthdai | 8. Ⓔ barefut | 13. Ⓐ sidewoks |
| Ⓑ birtday | Ⓕ barefoot | Ⓑ sidewalks |
| Ⓒ birthday | Ⓖ baerfoot | Ⓒ sydewalkes |
| Ⓓ berthday | Ⓗ bairfoot | Ⓓ sidewaulks |
| 4. Ⓔ daylite | 9. Ⓔ headlite | 14. Ⓔ basketbull |
| Ⓕ daelyte | Ⓕ hedlight | Ⓕ basketbal |
| Ⓖ daylight | Ⓖ headlyte | Ⓖ basketbol |
| Ⓗ deylight | Ⓗ headlight | Ⓗ basketball |
| 5. Ⓐ hairdo | 10. Ⓐ soumtime | 15. Ⓐ stagcoche |
| Ⓑ hayredo | Ⓑ sometime | Ⓑ stajcoach |
| Ⓒ haredo | Ⓒ sumtime | Ⓒ stagecoah |
| Ⓓ herrdo | Ⓓ sometyme | Ⓓ stagecoach |

Name _____

Fold back the paper along the dotted line. Use the blanks to write each word as it is read aloud. When you finish the test, unfold the paper. Use the list at the right to correct any spelling mistakes.



- | | |
|----------------------------------|---------------|
| 1. _____ | 1. names |
| 2. _____ | 2. named |
| 3. _____ | 3. naming |
| 4. _____ | 4. hopes |
| 5. _____ | 5. hoped |
| 6. _____ | 6. hoping |
| 7. _____ | 7. dances |
| 8. _____ | 8. danced |
| 9. _____ | 9. dancing |
| 10. _____ | 10. drops |
| 11. _____ | 11. dropped |
| 12. _____ | 12. dropping |
| 13. _____ | 13. wraps |
| 14. _____ | 14. wrapped |
| 15. _____ | 15. wrapping |
| Review Words 16. _____ | 16. airplane |
| 17. _____ | 17. someone |
| 18. _____ | 18. newspaper |
| Challenge Words 19. _____ | 19. driving |
| 20. _____ | 20. traded |



Name _____

Using the Word Study Steps

1. LOOK at the word.
2. SAY the word aloud.
3. STUDY the letters in the word.
4. WRITE the word.
5. CHECK the word.

Did you spell the word right?

If not, go back to step 1.

X the Word

Put an X on the word in each row that does not fit the pattern.

- | | | | |
|------------|----------|---------|-----------|
| 1. named | jumped | grabbed | stirs |
| 2. wrapped | wraps | lined | hurried |
| 3. lives | hopes | gives | giving |
| 4. drop | dropping | playing | wrapping |
| 5. dances | dancing | hoping | running |
| 6. naming | shake | shaking | splitting |
| 7. dropped | wrapped | hope | hoped |
| 8. wraps | names | dances | play |
| 9. digging | forgets | naming | losing |
| 10. wrap | hoped | stopped | mopped |



Name _____

names	hopes	dances	drops	wraps
named	hoped	danced	dropped	wrapped
naming	hoping	dancing	dropping	wrapping

Pattern Power!

Write the spelling words that show what you do before adding *-ed* or *-ing*.

drop e and add *-ed*

1. _____
2. _____
3. _____

drop e and add *-ing*

6. _____
7. _____
8. _____

**double final consonant
and add *-ed***

4. _____
5. _____

**double final consonant
and add *-ing***

9. _____
10. _____

Rhyme Time

Write a spelling word that rhymes with each of these words.

11. stops _____
12. ropes _____
13. maps _____
14. games _____
15. chances _____

Name _____

names	hopes	dances	drops	wraps
named	hoped	danced	dropped	wrapped
naming	hoping	dancing	dropping	wrapping

What's the Word?

Complete each sentence with a spelling word.

1. She was _____ woman of the year for her good work.
2. The people _____ and sang for joy.
3. The mother was so happy that a tear _____ from her eye.
4. The child _____ to go to college in the future.
5. I _____ to spend a year helping others.
6. My brother _____ up sandwiches to give to the homeless.
7. The girl sings and _____ to get parts in musicals.
8. The group _____ one winner of the service award each week.
9. When Dad _____ you off at school, go right inside.
10. We _____ the food up for the soup kitchen.

Find the Base Words

Write the base word of each *-ing* word.

11. naming _____
12. wrapping _____
13. dancing _____
14. dropping _____
15. hoping _____

Name _____

There are six spelling mistakes in the speech below. Circle the misspelled words. Write the words correctly on the lines below.

Welcome, students, parents, and teachers, to this assembly!

This year our school is giving an award to the student who has done the most to help others. One student has shown us that it does not matter what you are naimmed or where you live. Everyone can find ways to help others.

She hoopes to be a role model for other students. Her actions prove that even small things can make a difference. Our winner spent time dropping food off at a soup kitchen with her family and wrapping small gifts for people in a nursing home. She has also shared her talents with others, dancing in performances at a local hospital.

For all these reasons and more, we are nameing Susan Harper our student of the year!

1. _____

4. _____

2. _____

5. _____

3. _____

6. _____

Writing Activity

Write a paragraph about how you could use your talents to help others. Use at least four spelling words in your description.

Name _____

Look at the words in each set below. One word in each set is spelled correctly. Look at Sample A. The letter next to the correctly spelled word in Sample A has been shaded in. Do Sample B yourself. Shade the letter of the word that is spelled correctly. When you are sure you know what to do, go on with the rest of the page.

Sample A:

- Ⓐ skips
- Ⓑ skipse
- Ⓒ skeps
- Ⓓ skipce

Sample B:

- Ⓔ hoppet
- Ⓕ hopped
- Ⓖ hoppt
- Ⓗ hauppel

1. Ⓐ naimes
Ⓑ naimz
Ⓒ namses
Ⓓ names

6. Ⓔ hauping
Ⓕ hopin
Ⓖ hoping
Ⓗ hoppin

11. Ⓔ draupt
Ⓕ drawpt
Ⓖ dropped
Ⓗ droped

2. Ⓔ named
Ⓑ naimed
Ⓒ naimd
Ⓓ naymd

7. Ⓐ dances
Ⓑ danses
Ⓒ dancis
Ⓓ dansis

12. Ⓐ draupin
Ⓑ dropping
Ⓒ droppin
Ⓓ droppinge

3. Ⓐ namin
Ⓑ naiming
Ⓒ nameing
Ⓓ naming

8. Ⓔ dansed
Ⓕ dancd
Ⓖ danst
Ⓗ danced

13. Ⓐ rapse
Ⓑ wrapse
Ⓒ rapps
Ⓓ wraps

4. Ⓔ haups
Ⓑ haupes
Ⓒ hopes
Ⓓ hopps

9. Ⓔ dancing
Ⓕ dansing
Ⓖ dancign
Ⓗ dancin

14. Ⓔ rappt
Ⓕ wrappt
Ⓖ wrapt
Ⓗ wrapped


5. Ⓐ haupt
Ⓑ hoped
Ⓒ hauped
Ⓓ howpt

10. Ⓐ drawps
Ⓑ drops
Ⓒ draups
Ⓓ dropes

15. Ⓐ wrapping
Ⓑ rappin
Ⓒ wrappin
Ⓓ wrappen

Name _____

Fold back the paper along the dotted line. Use the blanks to write each word as it is read aloud. When you finish the test, unfold the paper. Use the list at the right to correct any spelling mistakes.



- | | |
|----------------------------------|--------------|
| 1. _____ | 1. tries |
| 2. _____ | 2. tried |
| 3. _____ | 3. trying |
| 4. _____ | 4. dries |
| 5. _____ | 5. dried |
| 6. _____ | 6. drying |
| 7. _____ | 7. hurries |
| 8. _____ | 8. hurried |
| 9. _____ | 9. hurrying |
| 10. _____ | 10. studies |
| 11. _____ | 11. studied |
| 12. _____ | 12. studying |
| 13. _____ | 13. plays |
| 14. _____ | 14. played |
| 15. _____ | 15. playing |
| Review Words 16. _____ | 16. dances |
| 17. _____ | 17. hoping |
| 18. _____ | 18. wrapping |
| Challenge Words 19. _____ | 19. obeyed |
| 20. _____ | 20. worrying |



Name _____

Using the Word Study Steps

1. LOOK at the word.
2. SAY the word aloud.
3. STUDY the letters in the word.
4. WRITE the word.
5. CHECK the word.

Did you spell the word right?

If not, go back to step 1.

Find and Circle

Where are the spelling words?

T	R	Y	I	N	G	E	H	B	V	X	M
X	E	R	Q	P	Y	T	U	J	H	H	H
S	T	U	D	I	E	D	R	Z	N	U	J
T	R	I	E	S	R	R	R	U	E	R	F
P	I	V	Q	U	Y	I	I	Y	D	R	S
U	E	D	W	N	H	E	E	G	R	Y	S
J	D	S	E	B	M	S	D	D	Y	I	T
P	L	A	Y	E	D	J	K	R	I	N	U
L	O	P	W	P	L	A	Y	I	N	G	D
A	H	U	R	R	I	E	S	E	G	P	I
Y	X	V	D	J	F	M	W	D	A	Q	E
S	T	U	D	Y	I	N	G	S	C	Y	S



Name _____

tries	dries	hurries	studies	plays
tried	dried	hurried	studied	played
trying	drying	hurrying	studying	playing

Pattern Power!**Write the spelling words that have one syllable.**

1. _____ 3. _____ 5. _____
2. _____ 4. _____ 6. _____

Write the spelling words that have two syllables.

7. _____ 10. _____ 12. _____
8. _____ 11. _____ 13. _____
9. _____

Write the spelling words that have three syllables.

14. _____
15. _____

Rhyme Time**Write a spelling word that rhymes with each of these words.**

16. fries _____
17. stayed _____
18. praying _____
19. buddies _____
20. flying _____

Name _____

tries	dries	hurries	studies	plays
tried	dried	hurried	studied	played
trying	drying	hurrying	studying	playing

What's the Word?

Complete each sentence with a spelling word.

1. The baseball player _____ to get to first base.
2. After school she dances to music and _____ volleyball with friends.
3. I _____ hard for the test, so I hope I did well.
4. We were all _____ to win the race.
5. The socks that were _____ on the line were blowing in the wind.
6. The children _____ in the backyard after lunch.
7. The teacher was hoping that the students were _____ .
8. The cat _____ to climb the tree, but she could not do it.
9. Gretel was dropping crumbs while _____ down the path.
10. The machine _____ the clothes by blowing air on them.

Find the Base Words

Write the base word of each spelling word.

- | | |
|-------------------|-------------------|
| 11. tries _____ | 14. hurries _____ |
| 12. playing _____ | 15. dried _____ |
| 13. studies _____ | |

Name _____

There are six spelling mistakes in this paragraph. Circle the misspelled words. Write the words correctly on the lines below.

Our class is studieing dances performed by people around the world. People dance for many reasons: to celebrate good things, to welcome visitors, or just to have fun.

We watched videos of children who were plaing and dancing with their friends. They tried to jump as high and spin as fast as they could. It looked like fun!

I like to dance, too. I take ballet lessons. I am almost always late for class. Sometimes my tights have not dryed out from being washed. Other times I am hurrieing to finish my homework. My sister studys tap dancing. When I get older, I will learn other kinds of dancing, too.

I know why people all over the world dance. It's fun, and it's good exercise!

1. _____

4. _____

2. _____

5. _____

3. _____

6. _____

Writing Activity

Imagine that you are the coach of a soccer team. Write the speech that you would give your players before the big game. Use at least four spelling words in your description.

Name _____

Look at the words in each set below. One word in each set is spelled correctly. Look at Sample A. The letter next to the correctly spelled word in Sample A has been shaded in. Do Sample B yourself. Shade the letter of the word that is spelled correctly. When you are sure you know what to do, go on with the rest of the page.

Sample A:

- A cryed
- B cried
- C cride
- D creid


Sample B:

- E crys
- F chries
- G crise
- H cries

- | | | |
|-----------------------------------|-------------------------------------|-------------------------------------|
| 1. <input type="radio"/> A trize | 6. <input type="radio"/> E driing | 11. <input type="radio"/> E studied |
| <input type="radio"/> B tries | <input type="radio"/> F drieing | <input type="radio"/> F studied |
| <input type="radio"/> C trys | <input type="radio"/> G drying | <input type="radio"/> G studded |
| <input type="radio"/> D treis | <input type="radio"/> H dring | <input type="radio"/> H studeed |
| 2. <input type="radio"/> E tryed | 7. <input type="radio"/> A hurrees | 12. <input type="radio"/> A studing |
| <input type="radio"/> F tride | <input type="radio"/> B hurrys | <input type="radio"/> B studieing |
| <input type="radio"/> G tryd | <input type="radio"/> C hurries | <input type="radio"/> C studeeing |
| <input type="radio"/> H tried | <input type="radio"/> D huries | <input type="radio"/> D studying |
| 3. <input type="radio"/> A trying | 8. <input type="radio"/> E hurried | 13. <input type="radio"/> A plaze |
| <input type="radio"/> B trian | <input type="radio"/> F hureed | <input type="radio"/> B plays |
| <input type="radio"/> C treyeing | <input type="radio"/> G hurried | <input type="radio"/> C plaise |
| <input type="radio"/> D triying | <input type="radio"/> H hurried | <input type="radio"/> D plais |
| 4. <input type="radio"/> E drys | 9. <input type="radio"/> E hurriing | 14. <input type="radio"/> E plaide |
| <input type="radio"/> F dryes | <input type="radio"/> F hurrying | <input type="radio"/> F playde |
| <input type="radio"/> G drize | <input type="radio"/> G hurryin | <input type="radio"/> G playd |
| <input type="radio"/> H dries | <input type="radio"/> H herrying | <input type="radio"/> H played |
| 5. <input type="radio"/> A dried | 10. <input type="radio"/> A studies | 15. <input type="radio"/> A playing |
| <input type="radio"/> B dreid | <input type="radio"/> B studyes | <input type="radio"/> B plaing |
| <input type="radio"/> C dried | <input type="radio"/> C studys | <input type="radio"/> C plaeng |
| <input type="radio"/> D dride | <input type="radio"/> D studees | <input type="radio"/> D playeing |

Name _____

Fold back the paper along the dotted line. Use the blanks to write each word as it is read aloud. When you finish the test, unfold the paper. Use the list at the right to correct any spelling mistakes.



- 1. _____
- 2. _____
- 3. _____
- 4. _____
- 5. _____
- 6. _____
- 7. _____
- 8. _____
- 9. _____
- 10. _____
- 11. _____
- 12. _____
- 13. _____
- 14. _____
- 15. _____
- 16. _____
- 17. _____
- 18. _____
- 19. _____
- 20. _____

- 1. basket
- 2. rabbit
- 3. napkin
- 4. letter
- 5. invite
- 6. bedtime
- 7. mammal
- 8. number
- 9. fellow
- 10. chapter
- 11. follow
- 12. problem
- 13. chicken
- 14. butter
- 15. Sunday
- 16. tried
- 17. studies
- 18. drying
- 19. splendid
- 20. complete

Review Words

Challenge Words



Name _____

Using the Word Study Steps

1. LOOK at the word.
2. SAY the word aloud.
3. STUDY the letters in the word.
4. WRITE the word.
5. CHECK the word.
Did you spell the word right?
If not, go back to step 1.

Find Rhyming Words

Circle the word in each row that rhymes with the word in dark type.

1.	swallow	fellow	follow	swell
2.	better	letter	ladder	batter
3.	flutter	batter	flatter	butter
4.	yellow	fellow	yelled	follow
5.	polite	police	invite	polish
6.	camel	mammal	maple	manage
7.	habit	rapid	rather	rabbit
8.	Monday	birthday	today	Sunday

X the Word

Put an X on the word in each row that does not fit the pattern.

9.	napkin	basket	rabbit	tried
10.	Sunday	drying	number	butter
11.	studies	follow	problem	stopping
12.	chicken	bedtime	click	jumping



Name _____

basket	letter	mammal	chapter	chicken
rabbit	invite	number	follow	butter
napkin	bedtime	fellow	problem	Sunday

Pattern Power!

Write the spelling words with these spelling patterns.

ll

1. _____

2. _____

tt

4. _____

5. _____

mm

3. _____

bb

6. _____

Order Please!

Write each group of spelling words in alphabetical order.

basket, chapter, chicken, bedtime

7. _____

9. _____

8. _____

10. _____

invite, napkin, Sunday, number, problem

11. _____

12. _____

13. _____

14. _____

15. _____

Name _____

basket	letter	mammal	chapter	chicken
rabbit	invite	number	follow	butter
napkin	bedtime	fellow	problem	Sunday

What's the Word?**Complete each sentence with a spelling word.**

1. The nurse brought the sick man soup and bread with _____.
2. The police officers' awards dinner will be on _____ night.
3. The next _____ of the book is about firefighters.
4. My mom rescued my pet _____ from a neighborhood dog.
5. Officer Dan is a wonderful father and a good _____.
6. When you have a _____, ask your parents for help.
7. Will you _____ your friend to the firehouse fundraiser?
8. _____ the police officer to safety.
9. They delivered a _____ of fruit to the firefighters who saved them.
10. I wrote a _____ to her because she is my hero.

It Takes Three**Write a spelling word that goes with the other two words.**

11. reptile, bird, _____
12. fork, placemat, _____
13. letter, symbol, _____
14. pig, cow, _____
15. lunchtime, daytime, _____

Name _____

There are six spelling mistakes in this story. Circle the misspelled words. Write the words correctly on the lines below.

The Great Rescue

One Sondag afternoon my family went on a picnic. My mother packed our lunch in a big bascett. We found a shady spot under a tree and ate fried chikin and bread with bauter.

After lunch my sister and I took a canoe out on the lake. We were drifting along when suddenly my sister screamed. I looked over to see what the problime was. There was a hole in the bottom of the boat. The canoe was filling up with water.

Luckily our parents saw us and ran for help. Another person said he would help. This fine fello swam out to the canoe. He held out a rope for us to grab onto, and then he dragged us to shore. He was our hero!

It was an exciting end to an almost peaceful picnic.

1. _____

4. _____

2. _____

5. _____

3. _____

6. _____

Writing Activity

Imagine that you are on a picnic and something unexpected happens. Write a short story about it, using at least four spelling words.

Name _____

Look at the words in each set below. One word in each set is spelled correctly. Look at Sample A. The letter next to the correctly spelled word in Sample A has been shaded in. Do Sample B yourself. Shade the letter of the word that is spelled correctly. When you are sure you know what to do, go on with the rest of the page.

Sample A:

- (A) ento
- (B) intoo
- (C) into
- (D) intue


Sample B:

- (E) daddy
- (F) daddie
- (G) dady
- (H) dadie

- | | | |
|----------------|-----------------|-----------------|
| 1. (A) basket | 6. (E) bedtim | 11. (E) folow |
| (B) bakset | (F) bedtime | (F) follo |
| (C) baseket | (G) beddtime | (G) follow |
| (D) basskit | (H) beadtime | (H) falow |
| 2. (E) rabbit | 7. (A) mamal | 12. (A) probem |
| (F) rabit | (B) mammel | (B) problum |
| (G) rabbet | (C) mammal | (C) problem |
| (H) rabet | (D) mamul | (D) probbem |
| 3. (A) nappkin | 8. (E) nummer | 13. (A) chicken |
| (B) napkin | (F) numer | (B) chiken |
| (C) napekin | (G) numbur | (C) chiccen |
| (D) napkine | (H) number | (D) chickn |
| 4. (E) leter | 9. (E) felow | 14. (E) buter |
| (F) lettar | (F) fellow | (F) butter |
| (G) letar | (G) felou | (G) buttar |
| (H) letter | (H) felloou | (H) butor |
| 5. (A) invite | 10. (A) chapper | 15. (A) Senday |
| (B) envite | (B) chapter | (B) Sundai |
| (C) invit | (C) chatper | (C) Sudnay |
| (D) ineinvite | (D) chappter | (D) Sunday |

Name _____

Fold back the paper along the dotted line. Use the blanks to write each word as it is read aloud. When you finish the test, unfold the paper. Use the list at the right to correct any spelling mistakes.



- | | |
|----------------------------------|-------------|
| 1. _____ | 1. pilot |
| 2. _____ | 2. diner |
| 3. _____ | 3. tiger |
| 4. _____ | 4. favor |
| 5. _____ | 5. lemon |
| 6. _____ | 6. planet |
| 7. _____ | 7. model |
| 8. _____ | 8. shady |
| 9. _____ | 9. robot |
| 10. _____ | 10. tiny |
| 11. _____ | 11. label |
| 12. _____ | 12. cozy |
| 13. _____ | 13. silent |
| 14. _____ | 14. spider |
| 15. _____ | 15. frozen |
| Review Words 16. _____ | 16. follow |
| 17. _____ | 17. basket |
| 18. _____ | 18. Sunday |
| Challenge Words 19. _____ | 19. melon |
| 20. _____ | 20. stomach |



Name _____

Using the Word Study Steps

1. LOOK at the word.
2. SAY the word aloud.
3. STUDY the letters in the word.
4. WRITE the word.
5. CHECK the word.
Did you spell the word right?
If not, go back to step 1.

Find and Circle

Where are the spelling words?

S	P	I	D	E	R	C	O	Z	Y
Z	G	W	E	M	O	D	E	L	G
X	Q	P	O	B	B	H	J	U	T
F	N	F	C	V	O	V	F	J	I
P	L	A	N	E	T	N	T	R	G
I	A	V	T	L	Y	K	I	L	E
L	B	O	F	R	D	I	N	E	R
O	E	R	S	H	A	D	Y	M	E
T	L	S	I	L	E	N	T	O	F
U	O	P	F	R	O	Z	E	N	X



Name _____

pilot	favor	model	tiny	silent
diner	lemon	shady	label	spider
tiger	planet	robot	cozy	frozen

Rhyme Time**Write the spelling word that rhymes with each word below.**

- | | |
|-----------------|----------------|
| 1. chosen _____ | 4. lady _____ |
| 2. table _____ | 5. nosy _____ |
| 3. flavor _____ | 6. rider _____ |

Syllable Patterns

How a word is divided into syllables may depend on whether the vowel in the first part of the word is long or short. If the first syllable has a short vowel sound, it is usually divided after the consonant. If the first syllable has a long vowel sound, it is usually divided after the vowel. Divide each spelling word into syllables.

7. pilot _____
8. planet _____
9. robot _____
10. model _____
11. diner _____
12. silent _____
13. tiger _____
14. lemon _____
15. tiny _____

Name _____

pilot	favor	model	tiny	silent
diner	lemon	shady	label	spider
tiger	planet	robot	cozy	frozen

What's the Word?**Complete each sentence with a spelling word.**

1. The black _____ was spinning a new web.
2. The large, _____ oak tree is home to many animals.
3. The Bengal _____, which is a kind of large cat, lives in India.
4. Birds build nests on every part of the _____ Earth.
5. Many fish live beneath the surface of a _____ pond.
6. The black bear slept in his _____, warm den all winter.
7. It takes many _____ ants to build an anthill.
8. Bugs were living in the _____ tree and eating the sour fruit.
9. The owl was as _____ as a mouse as she landed in her nest.
10. I made a clay _____ of a beehive for my science project.

Define It!**Write the spelling word that has the same meaning as each word or phrase below.**

11. A tag _____
12. A machine that looks like a person _____
13. A small restaurant _____
14. Special help given to a friend _____
15. A person who steers a plane _____

Name _____

There are six spelling mistakes in this report. Circle the misspelled words. Write the words correctly on the lines below.

King of the Jungle

Some people think that the lion is the king of the jungle, but lions do not even live in forests. The real king of the jungle is the tigger!

I did a report on these large cats. Here are a few things I learned. These animals live in Asia, not in Africa, as many people think. They are tiene when they are born, only 2 or 3 pounds, but they grow fast. The biggest one on the plannett weighs more than 1,000 pounds! Because they live alone, they can be siellent as they walk through the shadey forest looking for food.

The next time someone calls a lion the king of the jungle, do me a faiver, and tell them the truth!

1. _____

4. _____

2. _____

5. _____

3. _____

6. _____

Writing Activity

Imagine that you are an insect living in your backyard. Write a paragraph describing something about your life in this backyard home. Use at least four spelling words in your description.

Name _____

Look at the words in each set below. One word in each set is spelled correctly. Look at Sample A. The letter next to the correctly spelled word in Sample A has been shaded in. Do Sample B yourself. Shade the letter of the word that is spelled correctly. When you are sure you know what to do, go on with the rest of the page.

Sample A:

- A** wagon
- B** wagen
- C** waggon
- D** waggen

Sample B:

- E** pallace
- F** pallase
- G** palase
- H** palace

- | | | |
|--------------------|--------------------|----------------------|
| 1. A pilote | 6. E planet | 11. E labbel |
| B pilot | F plannet | F labil |
| C pillot | G planit | G label |
| D pielot | H plannit | H labul |
| 2. E dinar | 7. A modell | 12. A cozy |
| F dinnar | B model | B cozie |
| G dyner | C moddel | C cosie |
| H diner | D modul | D cozy |
| 3. A tiger | 8. E shadey | 13. A silente |
| B tigger | F shadie | B silent |
| C tyger | G shady | C sillent |
| D tiggur | H shadee | D silant |
| 4. E favur | 9. E robbut | 14. E spidur |
| F favvor | F robot | F spiddar |
| G favor | G robot | G spider |
| H favore | H robbat | H spidder |
| 5. A lemone | 10. A tinee | 15. A frozen |
| B lemon | B tinnie | B frowzen |
| C lemmon | C tiney | C frausen |
| D lemmin | D tiny | D frauzen |


Name _____

Read each sentence. If an underlined word is spelled wrong, fill in the circle that goes with that word. If no word is spelled wrong, fill in the circle below NONE. Read Sample A, and do Sample B.

- | | |
|--|--|
| <p>A. I want to <u>see</u> the <u>whales</u> very <u>mutch</u>.</p> <p style="text-align: center;">A B C</p> | <p>NONE</p> <p>A. (A) (B) (C) (D)</p> |
| <p>B. The <u>truth</u> is that the <u>nite</u> should be on the <u>throne</u>.</p> <p style="text-align: center;">E F G</p> | <p>NONE</p> <p>B. (E) (F) (G) (H)</p> |
| <p>1. He <u>studies</u> the math <u>problime</u> in his <u>notebook</u>.</p> <p style="text-align: center;">A B C</p> | <p>NONE</p> <p>1. (A) (B) (C) (D)</p> |
| <p>2. The <u>tiney</u> bear cub <u>tried</u> to climb the <u>frozen</u> hill.</p> <p style="text-align: center;">E F G</p> | <p>NONE</p> <p>2. (E) (F) (G) (H)</p> |
| <p>3. <u>Follow</u> the cat to its <u>cozy</u> hiding place in the <u>shadey</u> tree.</p> <p style="text-align: center;">A B C</p> | <p>NONE</p> <p>3. (A) (B) (C) (D)</p> |
| <p>4. <u>Hurrieing</u> down the <u>frozen</u> path, he <u>dropped</u> his scarf.</p> <p style="text-align: center;">E F G</p> | <p>NONE</p> <p>4. (E) (F) (G) (H)</p> |
| <p>5. I read about the <u>airplane</u> in the <u>newspaper</u> last <u>Sonday</u>.</p> <p style="text-align: center;">A B C</p> | <p>NONE</p> <p>5. (A) (B) (C) (D)</p> |
| <p>6. She <u>played</u> the piano while the <u>tiny</u> kids were <u>danceing</u>.</p> <p style="text-align: center;">E F G</p> | <p>NONE</p> <p>6. (E) (F) (G) (H)</p> |
| <p>7. <u>Sumone</u> was <u>drying</u> his wet socks by the <u>cozy</u> fireplace.</p> <p style="text-align: center;">A B C</p> | <p>NONE</p> <p>7. (A) (B) (C) (D)</p> |
| <p>8. She <u>hoped</u> to sit beneath the <u>shady</u> tree and stay <u>silent</u>.</p> <p style="text-align: center;">E F G</p> | <p>NONE</p> <p>8. (E) (F) (G) (H)</p> |
| <p>9. We were <u>hurrying</u> to catch our <u>areplan</u> when we
heard there was a <u>problem</u>.</p> <p style="text-align: center;">A B C</p> | <p>NONE</p> <p>9. (A) (B) (C) (D)</p> |
| <p>10. <u>Someone</u> put the <u>letere</u> in my <u>notebook</u>.</p> <p style="text-align: center;">E F G</p> | <p>NONE</p> <p>10. (E) (F) (G) (H)</p> |
| <p>11. I was <u>drying</u> my eyes as <u>silent</u> tears <u>droped</u> from my chin.</p> <p style="text-align: center;">A B C</p> | <p>NONE</p> <p>11. (A) (B) (C) (D)</p> |

Name _____

Fold back the paper along the dotted line. Use the blanks to write each word as it is read aloud. When you finish the test, unfold the paper. Use the list at the right to correct any spelling mistakes.



- | | |
|----------------------------------|--------------|
| 1. _____ | 1. able |
| 2. _____ | 2. purple |
| 3. _____ | 3. riddle |
| 4. _____ | 4. handle |
| 5. _____ | 5. towel |
| 6. _____ | 6. eagle |
| 7. _____ | 7. puzzle |
| 8. _____ | 8. castle |
| 9. _____ | 9. little |
| 10. _____ | 10. nickel |
| 11. _____ | 11. camel |
| 12. _____ | 12. pickle |
| 13. _____ | 13. travel |
| 14. _____ | 14. tunnel |
| 15. _____ | 15. squirrel |
| Review Words 16. _____ | 16. spider |
| 17. _____ | 17. tiny |
| 18. _____ | 18. planet |
| Challenge Words 19. _____ | 19. motel |
| 20. _____ | 20. couple |



Name _____

Using the Word Study Steps

1. LOOK at the word.
2. SAY the word aloud.
3. STUDY the letters in the word.
4. WRITE the word.
5. CHECK the word.
Did you spell the word right?
If not, go back to step 1.

Rhyme Time

Circle the word in each row that rhymes with the word in dark type.

1.	tickle	ticket	pickle	picnic
2.	table	able	bubble	trouble
3.	middle	rattle	puddle	riddle
4.	owl	towel	bowl	town
5.	pickle	picking	nickel	nibble
6.	candle	handy	handsome	handle

X the Word

Put an X on the word in each row that does not fit the pattern.

7.	little	puzzle	barrel	riddle
8.	pickle	panel	purple	puzzle
9.	travel	tunnel	towel	handle
10.	castle	camel	cattle	couple
11.	awful	able	eagle	table
12.	handle	stable	sparkle	squirrel



Name _____

able	handle	puzzle	nickel	travel
purple	towel	castle	camel	tunnel
riddle	eagle	little	pickle	squirrel

Pattern Power!

Write the spelling words with these spelling patterns for the final /əɪ/ sound.

-eɪ

1. _____

4. _____

2. _____

5. _____

3. _____

6. _____

-le

7. _____

12. _____

8. _____

13. _____

9. _____

14. _____

10. _____

15. _____

11. _____

Syllable Patterns

How a word is divided into syllables may depend on whether the vowel in the first part of the word is long or short. Divide the following spelling words into syllables.

16. able _____

19. nickel _____

17. camel _____

20. handle _____

18. eagle _____

Name _____

able	handle	puzzle	nickel	travel
purple	towel	castle	camel	tunnel
riddle	eagle	little	pickle	squirrel

What's the Word?**Complete each sentence with a spelling word.**

1. Our class was _____ to help out at the soup kitchen.
2. Save an extra dime or _____ each week to give to help others.
3. The doctors _____ to other countries to help the sick.
4. The house is not a _____, but it is a nice home.
5. If we each give a _____ bit of ourselves, our city can be stronger.
6. We drive through a _____ on our way to the homeless shelter.

It Takes Three**Read the heading for each group of words. Then add the spelling word that belongs in that group.****Birds**

7. owl, hawk, _____

Colors

8. green, orange, _____

Things Used for Washing Hands

9. soap, water, _____

Desert Animals

10. lizard, coyote, _____

Name _____

There are six spelling mistakes in this paragraph. Circle the misspelled words. Write the words correctly on the lines below.

My parents always taught me that it is important to give to those who have less than we do. It does not have to mean giving money. If you are abbel, it is also great to give your time and talents.

Each summer, we travle to a nearby city and work with a group of people building a house for another family. Even when I was litel, I could help by passing out lunch to the workers. Everyone got a sandwich and a pikkel. Then I would spend the afternoon playing with toys or a puzle with other kids.

Last year, I was old enough to handel a bigger job. I would bring the right tools to my mom and dad.

It feels good to help others. It can be a lot of fun too!

1. _____

4. _____

2. _____

5. _____

3. _____

6. _____

Writing Activity

Do you have a hero? People who help others are community heroes. Write four questions you would like to ask your hero. Use at least three spelling words in your questions.

Name _____

Look at the words in each set below. One word in each set is spelled correctly. Look at Sample A. The letter next to the correctly spelled word in Sample A has been shaded in. Do Sample B yourself. Shade the letter of the word that is spelled correctly. When you are sure you know what to do, go on with the rest of the page.

Sample A:

- Ⓐ funnel
- Ⓑ funnul
- Ⓒ funnle
- Ⓓ funnal


Sample B:

- Ⓔ stabal
- Ⓕ stable
- Ⓖ stabel
- Ⓗ stable

- | | | |
|-------------|--------------|--------------|
| 1. Ⓐ abel | 6. Ⓔ eagel | 11. Ⓐ cammel |
| Ⓑ abal | Ⓕ eagal | Ⓑ camel |
| Ⓒ abul | Ⓖ eagell | Ⓒ cammle |
| Ⓓ able | Ⓗ eagle | Ⓓ camle |
| 2. Ⓔ purple | 7. Ⓐ puzzel | 12. Ⓔ pickel |
| Ⓕ purpal | Ⓑ puzzle | Ⓕ pickal |
| Ⓖ purpel | Ⓒ puzzal | Ⓖ pickle |
| Ⓗ purpple | Ⓓ puzall | Ⓗ pickul |
| 3. Ⓐ riddel | 8. Ⓔ castel | 13. Ⓐ travle |
| Ⓑ riddle | Ⓕ cassel | Ⓑ traval |
| Ⓒ riddal | Ⓖ castal | Ⓒ travel |
| Ⓓ riddull | Ⓗ castle | Ⓓ travvell |
| 4. Ⓔ handle | 9. Ⓐ littel | 14. Ⓔ tunnel |
| Ⓕ handel | Ⓑ little | Ⓕ tunnle |
| Ⓖ handal | Ⓒ litle | Ⓖ tunnal |
| Ⓗ handell | Ⓓ littal | Ⓗ tunell |
| 5. Ⓐ towle | 10. Ⓔ nickle | 15. Ⓐ squirl |
| Ⓑ towwell | Ⓕ nickal | Ⓑ squirrel |
| Ⓒ towell | Ⓖ nickel | Ⓒ squirrul |
| Ⓓ towel | Ⓗ nickell | Ⓓ squirel |

Name _____

Fold back the paper along the dotted line. Use the blanks to write each word as it is read aloud. When you finish the test, unfold the paper. Use the list at the right to correct any spelling mistakes.



- | | |
|------------------------|--------------|
| 1. _____ | 1. untied |
| 2. _____ | 2. repay |
| 3. _____ | 3. disagree |
| 4. _____ | 4. preheat |
| 5. _____ | 5. unafraid |
| 6. _____ | 6. return |
| 7. _____ | 7. preschool |
| 8. _____ | 8. dislike |
| 9. _____ | 9. disappear |
| 10. _____ | 10. resell |
| 11. _____ | 11. precook |
| 12. _____ | 12. prepay |
| 13. _____ | 13. unbeaten |
| 14. _____ | 14. reprint |
| 15. _____ | 15. unwrap |
| Review Words | 16. _____ |
| | 16. nickel |
| | 17. _____ |
| | 17. handle |
| | 18. _____ |
| | 18. pickle |
| Challenge Words | 19. _____ |
| | 19. unlucky |
| | 20. _____ |
| | 20. recover |



Name _____

Using the Word Study Steps

1. LOOK at the word.
2. SAY the word aloud.
3. STUDY the letters in the word.
4. WRITE the word.
5. CHECK the word.

Did you spell the word right?

If not, go back to step 1.

Find and Circle

Find and circle the hidden spelling words.

D	I	S	A	P	P	E	A	R	U
I	U	X	U	R	R	R	X	E	N
S	N	Z	N	E	E	E	D	P	A
A	T	K	W	P	S	T	I	R	F
G	I	Q	R	A	C	U	S	I	R
R	E	P	A	Y	H	R	L	N	A
E	D	Q	P	Z	O	N	I	T	I
E	P	R	E	C	O	O	K	Q	D
R	E	S	E	L	L	K	E	X	Z
U	N	B	E	A	T	E	N	Z	K
K	X	P	R	E	H	E	A	T	Z



Name _____

untied	preheat	preschool	resell	unbeaten
repay	unafraid	dislike	precook	reprint
disagree	return	disappear	prepay	unwrap

Write the spelling words that begin with each of these prefixes.

re-

1. _____
2. _____
3. _____
4. _____

un-


8. _____
9. _____
10. _____
11. _____

dis-

5. _____
6. _____
7. _____

pre-

12. _____
13. _____
14. _____
15. _____



Name _____

untied	preheat	preschool	resell	unbeaten
repay	unafraid	dislike	precook	reprint
disagree	return	disappear	prepay	unwrap

What's the Word?**Complete each sentence with a spelling word.**

- I do not know anyone who would _____ my puppy.
- She _____ his leash and took him for a walk.
- Can we _____ the snake to the pet store?
- My mother will _____ the oven before baking the cake.
- The ducks _____ under the water.
- I have to _____ with you—I think pets are terrific!
- She brought her pet hamster with her to _____ .
- We can never _____ you for saving our cat.
- My turtle is _____ in our neighborhood turtle races.
- That rabbit knows how to _____ a candy bar!

Find the Base**Write the base word for the spelling words below.**

- unafraid _____
- prepay _____
- resell _____
- reprint _____
- precook _____

Name _____

There are six spelling mistakes in this paragraph. Circle the misspelled words. Write the words correctly on the lines below.

My sister Ariel is in preskoul. She has a cat named Sally. Ariel and Sally both disslike dogs. They run screaming if they see a dog, no matter how gentle or sweet the dog is.

One day, Ariel and I were in the yard playing when we heard a dog barking near our house. I was unafraide, so I went to see why he was barking. When I got closer, I saw Sally tangled in the dog's leash. She was scratching at him, but he was just sitting there calling for help. When I untyed the cat, the dog ran off.

Ariel would like to reepay the dog for his kindness, but we have never seen him retern.

1. _____

4. _____

2. _____

5. _____

3. _____

6. _____

Writing Activity

Do you have a pet? Is there an animal you would like to have for a pet? Write a paragraph describing your pet or the pet you would like to have. Use at least four spelling words in your description.

Name _____

Look at the words in each set below. One word in each set is spelled correctly. Look at Sample A. The letter next to the correctly spelled word in Sample A has been shaded in. Do Sample B yourself. Shade the letter of the word that is spelled correctly. When you are sure you know what to do, go on with the rest of the page.

Sample A:

- Ⓐ rerrun
- Ⓑ reerun
- Ⓒ rerun
- Ⓓ rerunn


Sample B:

- Ⓔ unwind
- Ⓕ unwinde
- Ⓖ unwynd
- Ⓗ unwynde

- | | | |
|----------------|----------------|----------------|
| 1. Ⓐ untied | 6. Ⓔ ruhturn | 11. Ⓐ percook |
| Ⓑ entied | Ⓕ return | Ⓑ prekook |
| Ⓒ unteid | Ⓖ rurn | Ⓒ preecok |
| Ⓓ uhntied | Ⓗ retern | Ⓓ precook |
| 2. Ⓔ reepay | 7. Ⓐ preschool | 12. Ⓔ perpay |
| Ⓕ repaye | Ⓑ preschool | Ⓕ repai |
| Ⓖ repay | Ⓒ preeschool | Ⓖ preepay |
| Ⓗ repai | Ⓓ preskool | Ⓗ prepay |
| 3. Ⓐ dissagree | 8. Ⓔ disslake | 13. Ⓐ unbeeten |
| Ⓑ disagree | Ⓕ dislake | Ⓑ unbeatan |
| Ⓒ disagree | Ⓖ dislake | Ⓒ unbeaten |
| Ⓓ dissagreea | Ⓗ dislike | Ⓓ unbieten |
| 4. Ⓔ preheat | 9. Ⓐ disappear | 14. Ⓔ repprint |
| Ⓕ preet | Ⓑ disappear | Ⓕ repint |
| Ⓖ preeat | Ⓒ dissappear | Ⓖ reprint |
| Ⓗ perheat | Ⓓ disappeer | Ⓗ reeprint |
| 5. Ⓐ unfraid | 10. Ⓔ resell | 15. Ⓐ unrapp |
| Ⓑ unnafraid | Ⓕ resel | Ⓑ unwrap |
| Ⓒ unafrade | Ⓖ reesel | Ⓒ unwrapp |
| Ⓓ unafraid | Ⓗ reesell | Ⓓ unrap |

Name _____

Fold back the paper along the dotted line. Use the blanks to write each word as it is read aloud. When you finish the test, unfold the paper. Use the list at the right to correct any spelling mistakes.



- | | |
|----------------------------------|--------------|
| 1. _____ | 1. sister |
| 2. _____ | 2. sailor |
| 3. _____ | 3. dollar |
| 4. _____ | 4. toaster |
| 5. _____ | 5. winter |
| 6. _____ | 6. doctor |
| 7. _____ | 7. later |
| 8. _____ | 8. dancer |
| 9. _____ | 9. mayor |
| 10. _____ | 10. writer |
| 11. _____ | 11. silver |
| 12. _____ | 12. cellar |
| 13. _____ | 13. trailer |
| 14. _____ | 14. December |
| 15. _____ | 15. author |
| Review Words 16. _____ | 16. resell |
| 17. _____ | 17. prepay |
| 18. _____ | 18. unwrap |
| Challenge Words 19. _____ | 19. circular |
| 20. _____ | 20. editor |



Name _____

Using the Word Study Steps

1. LOOK at the word.
2. SAY the word aloud.
3. STUDY the letters in the word.
4. WRITE the word.
5. CHECK the word.

Did you spell the word right?

If not, go back to step 1.

Rhyme Time

Circle the word in each row that rhymes with the word in dark type.

1.	greater	later	letter	lighter
2.	trailer	silver	sailing	sailor
3.	fighter	writer	water	fatter
4.	collar	color	dollar	deliver
5.	answer	drawer	dancer	dinner
6.	mister	sister	master	clowns

X the Word

Put an X on the word in each row that does not fit the pattern.

7.	sister	silver	summer	sailor
8.	December	dancer	doctor	danger
9.	tractor	trailer	toaster	temper
10.	cellar	dollar	duller	collar
11.	winter	visitor	writer	later
12.	matter	author	mayor	anchor



Name _____

sister	toaster	later	writer	trailer
sailor	winter	dancer	silver	December
dollar	doctor	mayor	cellar	author

Pattern Power!

Write the spelling words with these spelling patterns for the final /ər/ sound.

-er

1. _____

2. _____

3. _____

4. _____

5. _____

6. _____

7. _____

8. _____

9. _____

-or

10. _____

11. _____

12. _____

13. _____

-ar

14. _____

15. _____

Syllable Patterns

How a word is divided into syllables may depend on whether the vowel in the first part of the word is long or short. Divide the following spelling words into syllables.

16. sailor _____

17. winter _____

18. toaster _____

19. author _____

20. trailer _____

Name _____

sister	toaster	later	writer	trailer
sailor	winter	dancer	silver	December
dollar	doctor	mayor	cellar	author

Finish the Sentence**Complete each sentence using a spelling word.**

1. This year, my oldest _____ will be able to vote.
2. Thomas Jefferson was one _____ of the Declaration of Independence.
3. My parents went to a rally for the _____.
4. Elections take place _____ in the year.
5. He started his campaign in the month of _____.
6. In the _____, it is important to donate blankets and clothing to shelters.
7. George Washington's picture is on the _____ bill.
8. The candidate travels in a _____ during the campaign.

Analogies

An analogy is a statement that compares sets of words that are alike in some way: *Night* is to *day* as *black* is to *white*. This analogy points out that *night* and *day* are opposite in the same way that *black* and *white* are opposite.

Use the spelling words to complete the analogies below.

1. *Jazz* is to *musician* as *ballet* is to _____.
2. *Coffee* is to *pot* as *bread* is to _____.
3. *Yellow* is to *gold* as *gray* is to _____.
5. *Brush* is to *painter* as *pen* is to _____.

Name _____

There are six spelling mistakes in this speech. Circle the misspelled words. Write the words correctly on the lines below.

Hello, my fellow citizens. Thank you so much for coming out on this cold winnter day. Seeing you all here is very inspiring. Running for mayur has been a great experience. I have met so many people in this community. Yesterday, I spoke to a docter who is concerned about our hospitals. Latir, I spoke to a sailer who is afraid our ports are too crowded. I even spoke to a danser who says there is not enough appreciation for the arts. With your help we will win this election. Then, I can help everyone with these issues.

I'll see you on election day!

1. _____

4. _____

2. _____

5. _____

3. _____

6. _____

Writing Activity

Pretend you are running for class president. Write a speech you would give to your class. Use at least three spelling words in your paragraph.

Name _____

Look at the words in each set below. One word in each set is spelled correctly. Look at Sample A. The letter next to the correctly spelled word in Sample A has been shaded in. Do Sample B yourself. Shade the letter of the word that is spelled correctly. When you are sure you know what to do, go on with the rest of the page.

Sample A:

- Ⓐ rivare
- Ⓑ rivur
- Ⓒ riverr
- Ⓓ river


Sample B:

- Ⓔ swimmer
- Ⓕ swimer
- Ⓖ swimmur
- Ⓗ swimmir

- | | | |
|-------------|-------------|-----------------|
| 1. Ⓐ sistur | 6. Ⓔ doctor | 11. Ⓐ silvur |
| Ⓑ sisster | Ⓕ dokter | Ⓑ silvher |
| Ⓒ sister | Ⓖ docter | Ⓒ silver |
| Ⓓ sistar | Ⓗ doctar | Ⓓ silvor |
| 2. Ⓔ sailor | 7. Ⓐ lattar | 12. Ⓔ sellar |
| Ⓕ sailir | Ⓑ latar | Ⓕ celler |
| Ⓖ sailer | Ⓒ lator | Ⓖ cellar |
| Ⓗ sailar | Ⓓ later | Ⓗ celar |
| 3. Ⓐ doller | 8. Ⓔ dancer | 13. Ⓐ traylor |
| Ⓑ dollar | Ⓕ danser | Ⓑ trailer |
| Ⓒ dollor | Ⓖ dancur | Ⓒ traler |
| Ⓓ dollur | Ⓗ dancir | Ⓓ trailer |
| 4. Ⓔ toster | 9. Ⓐ maior | 14. Ⓔ Decemeber |
| Ⓕ tosteer | Ⓑ mayor | Ⓕ Decembur |
| Ⓖ taoster | Ⓒ mayore | Ⓖ December |
| Ⓗ toaster | Ⓓ mayer | Ⓗ Decembir |
| 5. Ⓐ wintir | 10. Ⓔ riter | 15. Ⓐ auther |
| Ⓑ winter | Ⓕ writer | Ⓑ authur |
| Ⓒ whinter | Ⓖ writor | Ⓒ author |
| Ⓓ wenter | Ⓗ writtor | Ⓓ arthor |

Name _____

Fold back the paper along the dotted line. Use the blanks to write each word as it is read aloud. When you finish the test, unfold the paper. Use the list at the right to correct any spelling mistakes.



- | | |
|----------------------------------|----------------|
| 1. _____ | 1. careful |
| 2. _____ | 2. cheerful |
| 3. _____ | 3. helpful |
| 4. _____ | 4. colorful |
| 5. _____ | 5. harmful |
| 6. _____ | 6. peaceful |
| 7. _____ | 7. pitiful |
| 8. _____ | 8. painless |
| 9. _____ | 9. priceless |
| 10. _____ | 10. helpless |
| 11. _____ | 11. sleepless |
| 12. _____ | 12. rainless |
| 13. _____ | 13. helplessly |
| 14. _____ | 14. carefully |
| 15. _____ | 15. peacefully |
| Review Words 16. _____ | 16. doctor |
| 17. _____ | 17. dollar |
| 18. _____ | 18. December |
| Challenge Words 19. _____ | 19. wonderful |
| 20. _____ | 20. cloudless |



Name _____

Using the Word Study Steps

1. LOOK at the word.
2. SAY the word aloud.
3. STUDY the letters in the word.
4. WRITE the word.
5. CHECK the word.
Did you spell the word right?
If not, go back to step 1.

X the Word

Put an X on the word that does not fit the pattern in each row.

1. careful	pitiful	barrel	bashful
2. harmful	panel	mindful	peaceful
3. anxiously	carefully	lovely	towel
4. peacefully	hopeful	awfully	beautifully
5. lost	helpless	speechless	sleepless
6. painless	priceless	rainless	peaceful
7. helplessly	money	happily	luckily
8. bubble	cheerful	helpful	peaceful
9. pitiful	colorful	careful	busily
10. rainless	priceless	pitiful	helpless



Name _____

careful	colorful	pitiful	helpless	helplessly
cheerful	harmful	painless	sleepless	carefully
helpful	peaceful	priceless	rainless	peacefully

Pattern Power!

Write the spelling words that end with each of these suffixes.

-ful

1. _____

2. _____

3. _____

4. _____

5. _____

6. _____

7. _____

-less

11. _____

12. _____

13. _____

14. _____

15. _____

-ly

8. _____

9. _____

10. _____

Name _____

careful	colorful	pitiful	helpless	helplessly
cheerful	harmful	painless	sleepless	carefully
helpful	peaceful	priceless	rainless	peacefully

For each spelling word below write the base word. The first one is done for you.

1. peaceful peace
2. helplessly _____
3. cheerful _____
4. helpful _____
5. harmful _____
6. helpless _____
7. colorful _____
8. painless _____
9. carefully _____
10. rainless _____
11. careful _____
12. sleepless _____
13. pitiful _____
14. priceless _____
15. peacefully _____

Which has a base word that changes *y* to *i* when adding a suffix?

16. _____

Name _____

There are six spelling mistakes in this paragraph. Circle the misspelled words. Write the words correctly on the lines below.

From behind the tree, the doctor observed the lion as he slept peacefully by the swamp. The doctor knew that even though the lion looked pieceful, he needed to get some very important medicine. To give the lion the medicine, the doctor would have to be very, very carefull. Lions do not like to be surprised. The shot would be paneless, though. Without it, the lion would be helpes to fight the disease that was spreading in the jungle. The doctor knew he had a hard job. Yet, it was important to him to have a job that was helpfull to animals.

1. _____

4. _____

2. _____

5. _____

3. _____

6. _____

Writing Activity

Write about a job in science you might want to have someday. Use at least three spelling words in your paragraph.

Name _____

Look at the words in each set below. One word in each set is spelled correctly. Look at Sample A. The letter next to the correctly spelled word in Sample A has been shaded in. Do Sample B yourself. Shade the letter of the word that is spelled correctly. When you are sure you know what to do, go on with the rest of the page.

Sample A:

- Ⓐ hopefull
- Ⓑ hopefill
- Ⓒ hopeful
- Ⓓ hopefle


Sample B:

- Ⓔ careles
- Ⓕ carelest
- Ⓖ careless
- Ⓗ careless

- | | | |
|---------------|----------------|------------------|
| 1. Ⓐ careful | 6. Ⓔ peacfil | 11. Ⓐ sleeplass |
| Ⓑ carefull | Ⓕ peacefull | Ⓑ sleapless |
| Ⓒ carefol | Ⓖ peaceful | Ⓒ sleepless |
| Ⓓ carefill | Ⓗ peacefill | Ⓓ sleepliss |
| 2. Ⓔ cheerfil | 7. Ⓐ pitiful | 12. Ⓔ rainlass |
| Ⓕ cheerful | Ⓑ pitefull | Ⓕ rainless |
| Ⓖ chearful | Ⓒ pitifill | Ⓖ raneless |
| Ⓗ cheerfull | Ⓓ pitifull | Ⓗ rainliss |
| 3. Ⓐ helpfil | 8. Ⓔ painlass | 13. Ⓐ helplessli |
| Ⓑ helpfol | Ⓕ painless | Ⓑ helpplissly |
| Ⓒ helpful | Ⓖ painliss | Ⓒ helplessly |
| Ⓓ helpfull | Ⓗ painluss | Ⓓ helplessly |
| 4. Ⓔ colorfil | 9. Ⓐ pricelass | 14. Ⓔ carefulli |
| Ⓕ colorfol | Ⓑ pricelass | Ⓕ carefully |
| Ⓖ colorfull | Ⓒ priceluss | Ⓖ carefully |
| Ⓗ colorful | Ⓓ priceless | Ⓗ carefilly |
| 5. Ⓐ harmfil | 10. Ⓔ helpless | 15. Ⓐ peasefully |
| Ⓑ harmfill | Ⓕ helppliss | Ⓑ peacefully |
| Ⓒ harmfull | Ⓖ helplass | Ⓒ peacefully |
| Ⓓ harmful | Ⓗ helplest | Ⓓ peacefilly |

Name _____

Fold back the paper along the dotted line. Use the blanks to write each word as it is read aloud. When you finish the test, unfold the paper. Use the list at the right to correct any spelling mistakes.



- | | |
|----------------------------------|---------------|
| 1. _____ | 1. because |
| 2. _____ | 2. rubber |
| 3. _____ | 3. about |
| 4. _____ | 4. puddle |
| 5. _____ | 5. alive |
| 6. _____ | 6. behind |
| 7. _____ | 7. before |
| 8. _____ | 8. around |
| 9. _____ | 9. better |
| 10. _____ | 10. attract |
| 11. _____ | 11. kettle |
| 12. _____ | 12. hammer |
| 13. _____ | 13. attend |
| 14. _____ | 14. tickle |
| 15. _____ | 15. people |
| Review Words 16. _____ | 16. peaceful |
| 17. _____ | 17. helpless |
| 18. _____ | 18. carefully |
| Challenge Words 19. _____ | 19. believe |
| 20. _____ | 20. beaver |



Name _____

Using the Word Study Steps

1. LOOK at the word.
2. SAY the word aloud.
3. STUDY the letters in the word.
4. WRITE the word.
5. CHECK the word.
Did you spell the word right?
If not, go back to step 1.

Find and Circle

Where are the spelling words?

X	C	Z	A	Q	T	E	R	A	W	P
A	B	O	U	T	Z	B	Z	T	P	U
B	E	C	A	U	S	E	B	T	H	D
Y	H	C	V	R	W	F	B	E	Z	D
R	I	V	F	A	R	O	U	N	D	L
U	N	H	K	W	Q	R	U	D	D	E
B	D	A	L	I	V	E	Y	Z	N	X
B	M	M	K	K	E	T	T	L	E	F
E	N	M	T	I	C	K	L	E	X	G
R	B	E	T	T	E	R	W	Q	T	Z
U	C	R	A	T	T	R	A	C	T	W
P	E	O	P	L	E	J	X	Z	J	W



Name _____

because	puddle	before	attract	attend
rubber	alive	around	kettle	tickle
about	behind	better	hammer	people

Pattern Power!

This week's spelling words have syllables that are accented differently. Divide the spelling list into words where the first syllable is accented and where the second syllable is accented.

Accented first syllable

1. _____
2. _____
3. _____
4. _____
5. _____
6. _____
7. _____

Accented second syllable

8. _____
9. _____
10. _____
11. _____
12. _____
13. _____
14. _____
15. _____

Name _____

because	puddle	before	attract	attend
rubber	alive	around	kettle	tickle
about	behind	better	hammer	people

What's the Word?**Complete each sentence with a spelling word.**

- I am reading a book _____ butterflies.
- _____ going to sleep, butterflies look for a safe place to rest.
- It would _____ if a butterfly landed on your nose.
- My mother bought a feeder that will _____ butterflies to our yard.
- _____ have always found butterflies beautiful to watch.
- Butterflies have eyes that allow them to see things that are _____ them.
- The butterfly will drink from a mud _____ .
- If you are good, you can _____ the butterfly show with me.
- I bought my mother a tea _____ with butterflies painted on it.
- I love butterflies _____ they are so colorful.
- It took us one hour to walk _____ the pond.

What Does It Mean?**Write a spelling word that matches each clue.**

- Strong, elastic material _____
- A hand tool _____
- Not dead _____
- Something that is improved _____

Name _____

There are six spelling mistakes in this paragraph. Circle the misspelled words. Write the words correctly on the lines below.

Yesterday, I sat on the steps of school waiting for my mom to pick me up. No other people were arround. Most of the other kids were playing on the swing set. I didn't feel like playing. I was behind in science and my teacher was not happy. She said I had to do bedder on my science paper to get a good grade. The problem was I didn't know what to write about. Just then a butterfly flew up and landed on my hand. It was beautiful and had wings with orange and black stripes. It walked up my finger. The ticle made me laugh and it flew away. All of a sudden my mom drove up. I didn't get to show her the butterfly. But then I realized that I could write about butterflies for my paper! I asked my mom if we could stop at the library befour we went home. I couldn't wait to learn more about butterflies.

1. _____

4. _____

2. _____

5. _____

3. _____

6. _____

Writing Activity

Write about an experience you had with another creature. Use at least three spelling words in your paragraph.

Name _____

Look at the words in each set below. One word in each set is spelled correctly. Look at Sample A. The letter next to the correctly spelled word in Sample A has been shaded in. Do Sample B yourself. Shade the letter of the word that is spelled correctly. When you are sure you know what to do, go on with the rest of the page.

Sample A:

- Ⓐ beside
- Ⓑ beaside
- Ⓒ beside
- Ⓓ besighed

Sample B:

- Ⓔ apple
- Ⓕ apell
- Ⓖ appel
- Ⓗ appal

1. Ⓐ becawse
Ⓑ because
Ⓒ becoze
Ⓓ becauze

6. Ⓔ behind
Ⓕ behund
Ⓖ behend
Ⓗ behinde

11. Ⓐ kettle
Ⓑ kettal
Ⓒ kettel
Ⓓ ketel

2. Ⓔ ruber
Ⓕ rubbir
Ⓖ rubber
Ⓗ rubbur

7. Ⓐ before
Ⓑ befure
Ⓒ befire
Ⓓ beffer

12. Ⓔ hamer
Ⓕ hammur
Ⓖ hammir
Ⓗ hammer

3. Ⓐ abowt
Ⓑ aboute
Ⓒ about
Ⓓ abbout

8. Ⓔ uhround
Ⓕ arond
Ⓖ arownd
Ⓗ around

13. Ⓐ atend
Ⓑ attend
Ⓒ attened
Ⓓ atrand

4. Ⓔ pudle
Ⓕ puddel
Ⓖ puddile
Ⓗ puddle

9. Ⓐ beter
Ⓑ bettir
Ⓒ bettar
Ⓓ better

14. Ⓔ tickel
Ⓕ tickul
Ⓖ tickle
Ⓗ tickal

5. Ⓐ allive
Ⓑ alive
Ⓒ alaive
Ⓓ allave

10. Ⓔ attract
Ⓕ atract
Ⓖ attrect
Ⓗ attractk

15. Ⓐ people
Ⓑ poeple
Ⓒ peeple
Ⓓ peopel

