

THE FESTIVAL OF QUILTS

EUROPE'S ULTIMATE
QUILTING DESTINATION

Academy Workshops, Lecture and Talks
Timetable and detailed information

For more information visit:
www.thefestivalofquilts.co.uk

29th July – 1st August 2021
NEC, Birmingham, England

www.thefestivalofquilts.co.uk



Artist: Sarah Hibbert – Macaroons
@quiltscornerstone

Important information

Basic Sewing Kit

All students are asked to bring their own basic sewing kit to eliminate the need to share (embroidery scissors, pins, hand needles, dressmaking shears (if appropriate), marking pen, tape measure, black, white and grey general purpose threads).

Materials provided

For many of the workshops, there is an additional charge for materials provided to make the project by the tutor. This amount is noted in the description. Please come prepared to pay this amount in cash directly to the tutor.

Supply Lists

There may also be a supply list of materials for you to bring. Please check the description of your chosen class and download the supply list PDF for the class code you are doing using the link provided in the email confirmation. NB: If your tickets are being posted to you, the supply list(s) will also be posted.

If you opt for E-tickets, please do print off workshop tickets which need to be handed to the tutor of the class.

All classes requiring machine sewing are equipped with sewing machines. Rooms 19 and 20 will be using Bernina machines. Rooms GS1, GS2, GS3, 21 and 22 will be equipped with Janome sewing machines.

Academy classes are 90 minutes, half day or full day sessions. Twilight classes on Friday and Saturday are 2 hours. This year we also have some 45 minute and 1 hour lectures from leading experts.

Please note, a booking fee applies:

£2.50 for e-tickets

£2.80 for postal tickets

To view our health and safety practices in place at this year's show visit:

www.thefestivalofquilts.co.uk/covid-safety-measures

Tuesday 27th July

Code	Start Time	Title	Tutor	Room	Style	Level	Accompanied Children Welcome	Standard Price	Guild Price
300	09:30	Layered Surfaces	Amanda Duke	CTS, Hall 6	2 days	B	no	£190.00	£180.00
301	09:30	Eco Printing and Book Making	Jude Kingshott & Brunhilde Scheidmeir	AC1, Hall 6	3 days	AA	no	£282.00	£272.00
302	09:30	Make a Hand Stitched Memory Quilt	Andrea Lechner	Room 23, CS	2 days	AA	no	£190.00	£180.00

Wednesday 28th July

Code	Start Time	Title	Tutor	Room	Style	Level	Accompanied Children Welcome	Standard Price	Guild Price
303	09:30	Golden Goldwork: Semi 3D Bumble Bee	Georgina Bellamy	Room 14/15 GS	1 day	AA	no	£98.00	£92.00
304	09:30	Highland Cow Applique	Delphine Brooks	Room GS3, GS	1 day	AA	no	£98.00	£92.00
305	09:30	Moth on Cloth	Melanie Missin	Room 21, CS	1 day	I	no	£98.00	£92.00
306	14:00	Improv Longarm Quilting: Bernina Sit Down Table	Nicholas Ball	Room 20, CS	1/2 day	I	no	£135.00	£129.00
307	14:00	Fire and Ice Stitched Bowls	Mary McIntosh	Room 22, CS	1/2 day	AA	no	£49.00	£45.00

Thursday 29th July

Code	Start Time	Title	Tutor	Room	Style	Level	Accompanied Children Welcome	Standard Price	Guild Price
309	09:00	Sketchbook for Quilters	Gillian Cooper	Room 27, CS	1 day	AA	no	£98.00	£92.00
310	09:00	Orange Peel Quilts with Invisible Machine Applique	Dawn Cameron-Dick	Room 19, CS	1/2 day	AA	no	£49.00	£45.00
311	09:00	Improv Longarm Quilting: Bernina Sit Down Table	Nicholas Ball	Room 20, CS	1/2 day	I	no	£135.00	£129.00
312	09:00	Beginners Foundation Piecing: Ashley's Star	Caitlin Lisle	Room 21, CS	1/2 day	B	no	£49.00	£45.00
313	09:00	Crumb Blocks Vs Half Square Triangles	Chris English	Room 22, CS	1/2 day	B	yes	£49.00	£45.00
314	09:00	Kantha Summer Swallows	Angela Daymond	Room 23, CS	1/2 day	AA	no	£49.00	£45.00
315	09:30	American Hand Piecing	Emma Bradford	Room 14/15 GS	1/2 day	B	yes	£49.00	£45.00
316	09:30	Reclaimed Landscapes, Stitch, Paper & Cloth	Cas Holmes	Room 16-18 GS	1/2 day	AA	no	£49.00	£45.00
317	09:30	Dandelion Clock Block	Jo Avery	Room GS1, GS	1/2 day	I	no	£49.00	£45.00
318	09:30	Boro Inspired Textile Picture	Katharine Wright	Room GS2, GS	1/2 day	I	no	£49.00	£45.00
321	09:30	Textile Art Using Tyvek	Helen Moyes	Room GS3, GS	1/2 day	AA	no	£49.00	£45.00

320	10:00	Longarm Quilting: Negative Space with Rulers	Angela Walters, Midnight Quilter, USA	Room 5, HQ, Hall 6	1/2 day	B/I	no	£135.00	£129.00
322	14:00	Curvaceous Attic Window	Karin Hellaby	Room 19, CS	1/2 day	AA	no	£49.00	£45.00
323	14:00	Intro to Freehand Feathers: Bernina Sit Down Table	Trudi Wood	Room 20, CS	1/2 day	I	no	£135.00	£129.00
324	14:00	Confetti Quilting	Delphine Brooks	Room 21, CS	1/2 day	B	no	£49.00	£45.00
325	14:00	Pattern Drafting for Patchworkers	Moraig Hewitt	Room 22, CS	1/2 day	I	no	£49.00	£45.00
326	14:00	Hand Stitched Journal Quilt	Hilary Jane Cheshire	Room 23, CS	1/2 day	AA	no	£49.00	£45.00
327	14:00	Introduction to Long Arm Quilting	Pete Holpin & Abigail Sheridan de Graaff	Room 5, HQ, Hall 6	1/2 day	B	no	£100.00	£94.00
328	14:30	Heart's Design for Hand Quilting	Carolyn Gibbs	Room 14/15 GS	1/2 day	AA	no	£49.00	£45.00
329	14:30	Happy Camping Caravan Applique	Tracy Aplin	Room 16-18 GS	1/2 day	B	no	£49.00	£45.00
330	14:30	Four Block Patchwork Sampler	Sukhbeer Dryden, Sew n Beads	Room GS1, GS	1/2 day	AA	no	£49.00	£45.00
331	14:30	Cathedral Windows and Bow Ties	Jennie Rayment	Room GS2, GS	1/2 day	AA	no	£49.00	£45.00
332	14:30	Machine Pieced Cathedral Windows	Vendulka Battais	Room GS3, GS	1/2 day	AA	no	£49.00	£45.00
334	09:00	Hand-Stitched Patchwork Star	Christine Green	Room AC2, Hall 6	90 mins	B/I	no	£25.00	£23.00
335	11:00	Simply Stunning Stencils	Hilary Beattie	Room AC2, Hall 6	90 mins	AA	no	£25.00	£23.00
336	13:30	Creative Embellishing Techniques for Textiles	Jessica Grady	Room AC2, Hall 6	90 mins	AA	no	£25.00	£23.00
337	16:00	Little MacKintosh Rose	Gilli Theokritoff	Room AC2, Hall 6	90 mins	AA	no	£25.00	£23.00

LECTURES AND TALKS

500	10:00	Traditional Textile Techniques of West Africa	Mary Sleigh	Theatre, Hall 9	45 mins	AA	no	£11.00	£10.00
501	11:15	Exploring a Theme	Shelley Rhodes	Theatre, Hall 9	45 mins	AA	no	£11.00	£10.00
502	14:00	Surface Design and Embellishments for Quilters	Linda Seward	Theatre, Hall 9	45 mins	AA	no	£11.00	£10.00
503	15:15	Just Do It! Develop Creative Work Habits	Hilary Beattie	Theatre, Hall 9	45 mins	AA	no	£11.00	£10.00
504	16:30	Quilting with Liberty Fabrics	Jenni Smith	Theatre, Hall 9	45 mins	AA	no	£11.00	£10.00

KEY:

AA All Abilities**B** Beginner (new to subject)**I** Intermediate (some knowledge of subject)**A** Advanced (knowledgeable, wanting to add to skill level)**45 MINS TALK** - 45 minute talk/lecture**30 MIN DEMO** - 30 minute demonstration**90 MINS** - 90 minute workshop**CS** Concourse Suites**GS** Gallery Suites**HQ** Handi Quilter

Bernina Longarm classes

Handi Quilter longarm classes

Premium lectures

A booking fee applies per transaction: £2.50 for e-tickets, £2.80 for postal tickets

Friday 30th July

Code	Start Time	Title	Tutor	Room	Style	Level	Accompanied Children Welcome	Standard Price	Guild Price
340	09:00	Walking Foot Quilting	Sarah Ashford	Room 19, CS	1 day	I	no	£98.00	£92.00
341	09:00	Transfer Printed Book	Gillian Cooper	Room AC1, Hall 6	1 day	AA	no	£98.00	£92.00
342	09:30	Kantha Meets Boro	Gilli Theokritoff	Room 16-18 GS	1/2 day	AA	no	£49.00	£45.00
343	09:00	Intro to Freehand Feathers: Bernina Sit Down Table	Trudi Wood	Room 20, CS	1/2 day	I	no	£135.00	£129.00
344	09:00	Make a Charmed Cushion Cover	Caitlin Lisle	Room 21, CS	1/2 day	AA	no	£49.00	£45.00
345	09:00	Funky EPP Hexie Coasters and Pieced Placemat	Paula Rafferty, Ireland	Room 22, CS	1/2 day	I	no	£49.00	£45.00
346	09:00	Reclaimed Landscapes, Stitch, Paper & Cloth	Cas Holmes	Room 23, CS	1/2 day	AA	no	£49.00	£45.00
347	09:00	Weave a Landscape	Katharine Wright	Room 27, CS	1/2 day	B	no	£49.00	£45.00
348	09:30	Beach Combing Memoire Embroidered Finds	Fi Oberon	Room 14/15 GS	1/2 day	AA	no	£49.00	£45.00
349	09:30	Metal Threads Demystified	Pauline Barnes	Room GS1, GS	1/2 day	AA	no	£49.00	£45.00
350	09:30	Exploding Pineapples	Karin Hellaby	Room GS2, GS	1/2 day	AA	no	£49.00	£45.00
351	09:30	Textile Art Using Tyvek	Helen Moyes	Room GS3, GS	1/2 day	I	no	£49.00	£45.00
352	10:00	Dot to Dot Long Arm Quilting	Angela Walters, Midnight Quilter, USA	Room 5, HQ, Hall 6	1/2 day	B/I	no	£135.00	£129.00
355	14:00	Improv Longarm Quilting: Bernina Sit Down Table	Nicholas Ball	Room 20, CS	1/2 day	I	no	£135.00	£129.00
356	14:00	Really Useful Rucksack for Crafters	Janaka Managai	Room 21, CS	1/2 day	AA	no	£49.00	£45.00
357	14:00	Crumb Blocks Vs Half Square Triangles	Chris English	Room 22, CS	1/2 day	AA	yes	£49.00	£45.00
358	14:00	Bojagi Jogakbo Wall Hanging	Sara Cook	Room 23, CS	1/2 day	B	no	£49.00	£45.00
359	14:00	Textiles and Foiling	Helen Moyes	Room 27, CS	1/2 day	B	no	£49.00	£45.00
360	14:00	Free Motion: Improv Long Arm Quilting	Abigail Sheridan de Graaf	Room 5, HQ, Hall 6	1/2 day	B/I	no	£100.00	£94.00
361	14:30	2D Needle Felt a Landscape with Embroidery	Delphine Brooks	Room 14/15 GS	1/2 day	AA	no	£49.00	£45.00
362	14:30	Perfect Patchwork Triangles Sampler	Andrea Lechner	Room 16-18 GS	1/2 day	AA	no	£49.00	£45.00
363	14:30	Positive, Negative Free Form Cutting	Mandy Munroe	Room GS1, GS	1/2 day	I	no	£49.00	£45.00
364	14:30	A Perfect Le Moyne Star	Carolyn Gibbs	Room GS2, GS	1/2 day	I	no	£49.00	£45.00
365	14:30	Log Cabin Cushion	Atia Azmi	Room GS3, GS	1/2 day	B	no	£49.00	£45.00

367	09:00	Hand Stitched Patchwork Ball	Christine Green	Room AC2, Hall 6	90 mins	B	no	£25.00	£23.00
368	11:00	A Taste of Judging	Judi Kirk	Room AC2, Hall 6	90 mins	AA	no	£25.00	£23.00
369	13:30	Beautiful Blocks	Hilary Beattie	Room AC2, Hall 6	90 mins	AA	no	£25.00	£23.00
370	16:00	Flower Stitch Sampler	Hillary Jackson	Room AC2, Hall 6	90 mins	I	no	£25.00	£23.00

2-HOUR TWILIGHT CLASSES

372	18:30	Applique and Free Motion Fabric Book Cover	Sukhbeer Dryden, Sew n Beads	Room GS1, GS	2 hrs	AA	no	£33.00	£30.00
373	18:30	Sew a Little Spring Time	Jennie Rayment	Room GS2, GS	2 hrs	AA	no	£33.00	£30.00
374	18:30	Tiny House Streetscapes	Jo Avery	Room GS3, GS	2 hrs	I	no	£33.00	£30.00
375	18:30	Applique Cushion Cover	Molly Brown	Room 21, CS	2 hrs	B	yes	£33.00	£30.00
376	18:30	Sew an African Wax Print Simple Skirt	Adaku Parker	Room 22, CS	2 hrs	I	no	£33.00	£30.00

LECTURES AND TALKS




507	10:00	The Magic of Sashiko, The Beauty of Boro	Susan Briscoe	Theatre, Hall 9	45 mins	AA	no	£11.00	£10.00
508	11:15	Choosing the Best Category for your Quilt	Linda Seward	Theatre, Hall 9	45 mins	AA	no	£11.00	£10.00
509	12:30	Away from the Hive: The Great Sewing Bee and Me!	Stuart Hillard	Theatre, Hall 9	45 mins	AA	no	£11.00	£10.00
510	13:45	African Accents & Japanese Juxtapositions	Janice Gunner	Theatre, Hall 9	1 hour	AA	no	£11.00	£10.00
511	15:15	Layer, Paint and Stitch Free Motion Demo	Wendy Dolan	Theatre, Hall 9	45 mins	AA	no	£11.00	£10.00
512	16:15	Making Soft Dolls: Book Launch & Demo	Steffi Stern, The Makerss	Theatre, Hall 9	45 mins	AA	no	£11.00	£10.00

KEY:

AA All Abilities
B Beginner (new to subject)
I Intermediate (some knowledge of subject)
A Advanced (knowledgeable, wanting to add to skill level)

45 MINS TALK - 45 minute talk/lecture
30 MIN DEMO - 30 minute demonstration
90 MINS - 90 minute workshop

CS Concourse Suites
GS Gallery Suites
HQ Handi Quilter

 Bernina Longarm classes
 Handi Quilter longarm classes
 Premium lectures

A booking fee applies per transaction: £2.50 for e-tickets, £2.80 for postal tickets

Saturday 31st July

Code	Start Time	Title	Tutor	Room	Style	Level	Accompanied Children Welcome	Standard Price	Guild Price
378	09:00	Mandala Applique with Draw-Sew-Trim	Katalin Horvath	Room 21, CS	1 day	I	no	£98.00	£92.00
379	09:00	Tessellated Block	Emma Bradford	Room AC1, Hall 6	1 day	I	yes	£98.00	£92.00
380	09:00	Improv Quilt as You Go	Sarah Ashford	Room 19, CS	1/2 day	I	no	£49.00	£45.00
381	09:00	As you Like It: Wholecloth Longarm Quilting	Linzi Upton	Room 20, CS	1/2 day	I	no	£135.00	£129.00
382	09:00	Creating Faces: Free Motion Stitching	Stacey Chapman	Room 22, CS	1/2 day	B	no	£49.00	£45.00
383	09:00	Folded Star Cushion Cover	Karin Hellaby	Room 23, CS	1/2 day	AA	no	£49.00	£45.00
384	09:00	Tiny Stitches Framed in Mini Hoops: Slow Stitching	Helen Moyes	Room 27, CS	1/2 day	B	no	£49.00	£45.00
385	09:30	3D Goldwork Lady Bird Brooch	Georgina Bellamy	Room 14/15 GS	1/2 day	AA	no	£49.00	£45.00
386	09:30	Inspired by Gees Bend: Improv Hand-Sewn Patchwork	Christine Green	Room 16-18 GS	1/2 day	AA	no	£49.00	£45.00
387	09:30	Commodious Travel Bag	Sukhbeer Dryden, Sew n Beads	Room GS1, GS	1/2 day	I	no	£49.00	£45.00
388	09:30	Beautiful Bargello	Judi Kirk	Room GS2, GS	1/2 day	B	no	£49.00	£45.00
389	09:30	Confetti Quilting	Delphine Brooks	Room GS3, GS	1/2 day	AA	no	£49.00	£45.00
390	10:00	Introduction to Long Arm Quilting	Liz Holpin & Lynda Jackson	Room 5, HQ, Hall 6	1/2 day	B	no	£100.00	£94.00
392	14:00	Perfection and Precision with Flying Geese	Carolyn Gibbs	Room 19, CS	1/2 day	I	no	£49.00	£45.00
393	14:00	Intro to Freehand Feathers: Bernina Sit Down Table	Trudi Wood	Room 20, CS	1/2 day	I	no	£135.00	£129.00
394	14:00	Really Useful Rucksack for Crafters	Janaka Managai	Room 22, CS	1/2 day	AA	no	£49.00	£45.00
395	14:00	Weave a Landscape	Katharine Wright	Room 23, CS	1/2 day	B	no	£49.00	£45.00
396	14:00	Hand Stitched Indian Elephants	Dawn Cameron-Dick	Room 27, CS	1/2 day	AA	no	£49.00	£45.00
397	14:00	Mastering Rulers: Long Arm Quilting	Lynda Jackson	Room 5, HQ, Hall 6	1/2 day	B/I	no	£95.00	£89.00
398	14:30	Wool Pennies Applique: Summer Abundance	Fi Oberon	Room 14/15 GS	1/2 day	AA	no	£49.00	£45.00
399	14:30	Borrowed From Boro	Christine Green	Room 16-18 GS	1/2 day	AA	no	£49.00	£45.00
400	14:30	Designer Fabric Pictures	Hilary Beattie	Room GS1, GS	1/2 day	AA	no	£49.00	£45.00
401	14:30	Exploring the ZigZag	Pauline Barnes	Room GS2, GS	1/2 day	AA	no	£49.00	£45.00
402	14:30	Beginners Foundation Piecing: Ashley's Star	Caitlin Lisle	Room GS3, GS	1/2 day	B	no	£49.00	£45.00

403	09:00	Simply Stunning Stencils	Hilary Beattie	Room AC2, Hall 6	90 mins	AA	no	£25.00	£23.00
404	11:00	Little MacKintosh Rose	Gilli Theokritoff	Room AC2, Hall 6	90 mins	AA	no	£25.00	£23.00
405	13:30	Personalise a Shabby Chic Bag	Mandy Munroe	Room AC2, Hall 6	90 mins	B	no	£25.00	£23.00
406	16:00	Cat or Dog Portrait: Drawn with Hand Stitching	Stacey Chapman	Room AC2, Hall 6	90 mins	B	no	£25.00	£23.00

2-HOUR TWILIGHT CLASSES

408	18:30	Applique Cushion Cover	Molly Brown	Room GS1, GS	2 hrs	B	yes	£33.00	£30.00
409	18:30	Tactile Twiddling in the Round	Jennie Rayment	Room GS2, GS	2 hrs	AA	no	£33.00	£30.00
410	18:30	Lutrador Lantern	Helen Moyles	Room GS3, GS	2 hrs	I	no	£33.00	£30.00
411	18:30	Nine Patch Hack	Chris English	Room 21, CS	2 hrs	AA	yes	£33.00	£30.00
412	18:30	Ankara Fabric Shopping Bag	Adaku Parker	Room 22, CS	2 hrs	I	no	£33.00	£30.00
413	18:30	Summer Floral Hoop	Jessica Grady	Room 23, CS	2 hrs	AA	no	£33.00	£30.00

LECTURES AND TALKS




515	10:00	Colour Theory for Quilters	Jo Avery	Theatre, Hall 9	45 mins	AA	no	£11.00	£10.00
516	11:15	Textile Revolution: Post War Female Designers	Ashley Gray	Theatre, Hall 9	1 hour	AA	no	£11.00	£10.00
517	12:45	Help! How Do I Quilt It! Angela Walters Trunk Show	Angela Walters, Midnight Quilter, USA	Theatre, Hall 9	1hr	AA	no	£25.00	£25.00
518	14:15	Kaffe Fassett's Creative Inspiration	Kaffe Fassett	Theatre, Hall 9	45 mins	AA	no	£25.00	£25.00
519	15:30	I Thought I was the Only One! 1970s Quilt Revival	Pauline Macaulay	Theatre, Hall 9	45 mins	AA	no	£11.00	£10.00
520	16:46	Finding a Creative Community on Social Media	Atia Azmi	Theatre, Hall 9	45 mins	AA	no	£11.00	£10.00

KEY:

AA All Abilities
B Beginner (new to subject)
I Intermediate (some knowledge of subject)
A Advanced (knowledgeable, wanting to add to skill level)

45 MINS TALK - 45 minute talk/lecture
30 MIN DEMO - 30 minute demonstration
90 MINS - 90 minute workshop

CS Concourse Suites
GS Gallery Suites
HQ Handi Quilter

 Bernina Longarm classes
 Handi Quilter longarm classes
 Premium lectures

A booking fee applies per transaction: £2.50 for e-tickets, £2.80 for postal tickets

Sunday 1st August

Code	Start Time	Title	Tutor	Room	Style	Level	Accompanied Children Welcome	Standard Price	Guild Price
416	09:00	Highland Cow Applique	Delphine Brooks	Room GS1, GS	1 day	AA	no	£98.00	£92.00
417	09:00	Crazy Patchwork Project Bag	Katharine Wright	Room 21, CS	1 day	AA	no	£98.00	£92.00
418	09:00	Transfer Printed Book	Gillian Cooper	Room AC1, Hall 6	1 day	AA	no	£98.00	£92.00
419	09:00	St David's Star: A Hexagonal Happenstance!	Jennie Rayment	Room 19, CS	1/2 day	AA	no	£49.00	£45.00
420	09:00	As you Like It: Wholecloth Longarm Quilting	Linzi Upton	Room 20, CS	1/2 day	I	no	£135.00	£129.00
421	09:00	Paper Pieced Pouch	Janice Croft	Room 22, CS	1/2 day	AA	no	£49.00	£45.00
422	09:00	Korean Handmade Thimble	Sara Cook	Room 23, CS	1/2 day	B	no	£49.00	£45.00
423	09:00	American Hand Piecing	Emma Bradford	Room AC2, Hall 6	1/2 day	B	yes	£49.00	£45.00
424	09:30	Borrowed From Boro	Christine Green	Room 14/15 GS	1/2 day	AA	no	£49.00	£45.00
425	09:30	Hand Stitched Journal Quilt	Hilary Jane Cheshire	Room 16-18 GS	1/2 day	AA	no	£49.00	£45.00
426	09:30	Quiltworx Stained Glass Window	Laurence Robaix, France	Room GS2, GS	1/2 day	AA	no	£49.00	£45.00
427	09:30	Thread Paint Glorious Autumn Leaves	Stacey Chapman	Room GS3, GS	1/2 day	B	no	£49.00	£45.00
428	10:00	Fabulous Feathers: Long Arm Quilting	Lynda Jackson	Room 5, HQ, Hall 6	1/2 day	I/A	no	£100.00	£94.00
430	14:00	Fire and Ice Stitched Bowls	Mary McIntosh	Room 19, CS	1/2 day	AA	no	£49.00	£45.00
431	14:00	Lined Oilcloth Tote Bag	Paula Rafferty, Ireland	Room 22, CS	1/2 day	I	no	£49.00	£45.00
432	14:00	Fantasy Floral Embellished Textiles	Jessica Grady	Room 23, CS	1/2 day	AA	no	£49.00	£45.00
433	14:00	Hand-Drawn and Stitched Mandala	Angela Daymond	Room AC2, Hall 6	1/2 day	AA	no	£49.00	£45.00
434	14:30	Reverse Hand Applique: Hares	Dawn Cameron-Dick	Room 14/15 GS	1/2 day	B	no	£49.00	£45.00
435	14:30	Embroidered Anchor and Coral	Fi Oberon	Room 16-18 GS	1/2 day	AA	no	£49.00	£45.00
436	14:30	Pattern Drafting for Patchworkers	Moraig Hewitt	Room GS2, GS	1/2 day	I	no	£49.00	£45.00
437	14:30	Applique and Stitched Wall Hanging	Atia Azmi	Room GS3, GS	1/2 day	B/I	no	£49.00	£45.00

LECTURES AND TALKS									
523	10:00	Creative Stitching Textiles	Wendy Dolan	Theatre, Hall 9	45 mins	AA	no	£11.00	£10.00
524	11:15	From Bed to Wall: The Rise of Art Quilts	Sue Marks	Theatre, Hall 9	45 mins	AA	no	£11.00	£10.00
525	12:45	Dot to Dot: Simple Shapes Make Complex Designs	Angela Walters, Midnight Quilter, USA	Theatre, Hall 9	1hr	AA	no	£25.00	£25.00
526	14:15	Strip Joint: African Strip Cloth in a New Light	Liz Hewitt	Theatre, Hall 9	45 mins	AA	no	£11.00	£10.00
527	15:30	The Women of Gee's Bend and their Quilts	Andrea Lechner	Theatre, Hall 9	45 mins	AA	no	£11.00	£10.00

KEY:

AA All Abilities
B Beginner (new to subject)
I Intermediate (some knowledge of subject)
A Advanced (knowledgeable, wanting to add to skill level)

45 MINS TALK - 45 minute talk/lecture
30 MIN DEMO - 30 minute demonstration
90 MINS - 90 minute workshop

CS Concourse Suites
GS Gallery Suites
HQ Handi Quilter

Bernina Longarm classes
 Handi Quilter longarm classes
 Premium lectures

A booking fee applies per transaction: £2.50 for e-tickets, £2.80 for postal tickets

A-Z of Titles and Descriptions



2D Needle Felt a Landscape with Embroidery

Delphine Brooks

Join Sewing Street TV star and textile artist, Delphine Brooks and learn the basic techniques of 2D needle felting from an expert! You will learn how to create a simple landscape and turn it into a realistic piece of art. The piece is then brought to life with some simple hand embroidery. By learning a few little tricks you will achieve a masterpiece to be proud of. Expert tips and advice will be on hand to help you along the way. Suitable for beginners, new to 2D needle felting. All materials will be provided, cost £17, payable to the tutor in cash on the day of class. Picture frames will also be available, additional cost £7 payable on day of class.

[Friday](#)

1/2 day



A Perfect Le Moyne Star

Carolyn Gibbs

The Le Moyne Star is a beautiful eight-pointed star block design but can be tricky to get right. Come and discover Carolyn's tips for tackling the set-in corners that it requires and learn how to make all those points meet perfectly at the centre. You should be able to complete most of the block during the class and take away instructions to finish it. You could keep it as a sample or make more blocks to incorporate into a larger project such as a bag or a lap quilt. This class is suitable for those who are ready to move beyond the basics – and those with more experience may like to use the supplied instructions to make the more-advanced Blazing Star at home afterwards. A supply list is provided.

[Friday](#)

1/2 day



African Accents & Japanese Juxtapositions

Janice Gunner

For many years Janice has accrued large collections of colourful fabrics from Africa and luscious indigos and silks from Japan. Come and listen to her informative lecture on how she uses African and Japanese fabrics in her work. Learn about her way of working, use of colour, piecing and quilting with these exciting and unusual fabrics to make quilts, wall hangings and smaller projects.

[Friday](#)

Lectures & Talks

1 hour



3D Goldwork Lady Bird Brooch

Georgina Bellamy

Students will learn the three key steps that are fundamental and build the right foundations for any budding goldwork artists. You will learn an arsenal of techniques as well as the beginning steps for how to create a 3D structure. Wire work and beading will also be explored in the creation of some 3D antenna and legs. Suitable for all abilities. Materials will be provided, cost £15, payable in cash to the tutor on the day of class.

[Saturday](#)

1/2 day



A Taste of Judging

Judi Kirk

Join Judi for a 90 minute session and the opportunity to learn how quilts are judged at the Festival of Quilts, what judges look for in winning quilts, and to try your hand at judging for yourself. Perfect for anyone interested in joining a future judging course but also for those wanting to better understand the judging process.

[Friday](#)

90 mins



American Hand Piecing

Emma Bradford

American hand piecing is a method of hand sewing patchwork blocks together, which unlike English Paper Piecing, does not require the use of paper templates, is more time efficient and results in less fabric waste. You will learn how to hand piece any quilt block design from scratch, by making one set of block templates, marking and cutting out your fabric, hand sewing seams for durability, and receive tips to re-enforce points and corners. This class requires manual dexterity and is suitable for beginners and older children when accompanied by an adult. You will complete a 6 inch block during class, or may choose to begin a larger block to complete at home. There is a material cost of £18 payable to the tutor on the day, for three fat quarters of fabric, one sheet of fine grit sandpaper,

a pencil, a hand sewing needle, and spool of thread. You are also advised to bring a comfortable, well-fitting thimble of your choice.

[Thursday & Sunday](#)
1/2 day



Ankara Fabric Shopping Bag

Adaku Parker

Join Adaku, author of 'Sewing with African Wax Print Fabric' for this fun workshop and make a super size tote bag using Ankara fabric. You will apply fusible interfacing to fabric properly, sew bag panels together, attach bag handles, attach bag closure, line the bag and finish with neat top stitching. A kit is available which includes everything you need to make your shopping bag including: fabric pieces cut to size in Ankara, and interfacing. Plus a magnetic bag clasp and 100 m of matching Gutermann thread. Kit is available in over 50 different fabrics. The cost of the kit is £30, available from Dovetailed London (www.dovetailed.co.uk). Simply visit the sewing kits collection to choose your fabric. Matching thread and lining fabric will be included in the kit which can be sent to you ahead of the workshop or you can collect on the day of the class. Suitable for intermediate level, those with some experience of machine stitching. Adaku is also teaching another twilight class on Friday- Sew an African Wax Print Simple Skirt (Code 376).

[Saturday](#)
2 hrs Twilight



Applique and Free Motion Fabric Book Cover

Sukhbeer Dryden, Sew n Beads

In this workshop you will outline your picture onto the fabric provided and using Bondaweb, you will stick fabric pieces to

your design. The machine will then be set up for free motion embroidery and Sukhbeer will show you how easy it is to free motion on the sewing machine. The image will then be stitched and turned into a book cover. In your kit, you will be provided with fabric and stabilisers, full instructions and a sketch book to cover. Suitable for all abilities. Cost of materials £7 payable to the tutor on the day.

[Friday](#)
2 hrs Twilight



Applique and Stitched Wall Hanging

Atia Azmi

Use the applique technique to create a small wall hanging with motifs cut from floral fabric. Experiment with colour and pattern, and practise basic embroidery stitching techniques. Suitable for beginner to intermediate, new to the subject or with some basic knowledge. Materials will be provided, cost £6, payable to the tutor in cash on the day. A small supply list is also provided.

[Sunday](#)
1/2 day



Applique Cushion Cover

Molly Brown

In this workshop you will learn the skills to make a cushion cover using appliqué and experimenting with the use of negative space in the design. There will be a variety of template shapes to choose from, including several leaf shapes. The project may need to be completed at home after the workshop. The skills covered in the workshop include, using Bondaweb; how to make continuous bias binding to match you chosen fabrics; how to make decorative piping with it; how to insert a concealed zip. Molly will provide you with a detailed

handout, so you can repeat the skills learnt during the workshop at home. A kit will be provided, cost £10, payable to Molly on the day. Suitable for all abilities.

[Friday & Saturday](#)
2 hrs Twilight



As you Like It:

Wholecloth Longarm Quilting

Linzi Upton

This class will take you through the process of choosing and marking design motifs on a small, whole-cloth sampler using a Bernina Q16 sit-down longarm. You will use Bernina accessories including twin-needles, echo clips, couching inserts and rulers to experiment with innovative ways of filling the negative space of a quilt. The sampler will also feature a monogrammed letter - when the piece is finished it can be made into a pillow/cushion if desired. During the class you will be encouraged to experiment with a range of techniques, including free-motion stitching. You will learn how to adjust your machine to use different threads, depending on whether you are stitching design features or background quilting. The resulting experimental samplers should be unique to each participant as everyone interprets the design brief individually. There are six machines for a maximum of six students to ensure superb individual tuition. Suitable for intermediate level. All materials will be provided by the tutor.

[Saturday & Sunday](#)
Longarm Workshop
1/2 day



**Away from the hive:
The Great Sewing Bee and Me!**

Stuart Hillard

Come and enjoy a hugely entertaining and hilarious look at Stuart Hillard's sewing and quilting journey from dolly dressmaking to making a quilt for Dame Zandra Rhodes. Along the way re-visit the first series of the landmark BBC series 'The Great British Sewing Bee' and how a very reluctant dressmaker made good in the end! Lots of fun and insights, tips and inspiration and stories which will have you laughing all the way home. Stuart will also be showing you excerpts from his brand new book, "Bags for Life". Image by Rachel Whiting.

[Friday](#)
Lecture



**Beach Combing Memoire
Embroidered Finds**

Fi Oberon

Fi Oberon will supply her beachcombing designs in a variety of sizes for you to create your own pleasing beachcombing composition. Fi will guide you through decisions about spacing, movement and colour combinations with examples on hand to inspire. You will be shown a variety of methods to transfer printed patterns onto fabric with tips on how to choose the most appropriate. You will then start to embroider the work with demonstrations of suitable stitches. Fi will concentrate on raised stitches including raised stem stitch, padded satin stitch, stitch weaving. You are not expected to finish the project in the workshop but you will have all the information you need to do so at home along with a colour and stitch chart. Suitable for all abilities. Materials will be provided, cost £16.50, payable to the tutor in cash on the day of class. A short supply list is also provided.

[Friday](#)
1/2 day



Beautiful Bargello

Judi Kirk

This quilting style was originally inspired by the Bargello embroidery stitch, also called flame stitch, and it is easy to see why! Judi will offer a choice of three designs and, although it looks complicated, this class is suitable for beginners as well as the more experienced. There will be lots of hints and tips to make construction easier. By the end of the workshop, you will not only be on the way to creating a gorgeous quilt, you will also understand how variations and more complex designs are created. You should also be able to design Bargello patterns for yourself. There is a materials cost of £20, payable to the tutor on the day for 2 Width of fabric strips from each of 12 fabrics - i.e. 24 strips of fabric, 2½" wide, pattern and fibreboard.

[Saturday](#)
1/2 day



Beautiful Blocks

Hilary Beattie

Working with her own bespoke blocks and paint, Hilary will show you how you can combine them. Using soft or vibrant colours, produce a fabric panel that is unique to you to take home and stitch. Suitable for all abilities. Materials will be provided, cost £6, payable in cash to the tutor on the day of class.

[Friday](#)
90 mins



**Beginners Foundation Piecing:
Ashley's Star**

Caitlin Lisle

If you crave precision and love creating detailed designs, foundation paper piecing is for you. FPP uses machine stitching to sew fabric to paper templates and create precise and intricate shapes with ease (the paper is later removed). In this class you will learn the basics of FPP and practice sewing the striking Ashley's Star. You will leave with at least two completed FPP blocks and full instructions and templates to finish the star in the perfect size for a cushion cover. A supply list is provided. Also a small materials charge of £7, payable to the tutor on the day of class. Suitable for all abilities.

[Thursday & Saturday](#)
1/2 day



Bojagi Jogakbo Wall Hanging

Sara Cook

Bojagi in Korean means wrapping cloth and is the over-arching name given to this type of beautiful stitched textile that has so many versatile possibilities. During this session we will use a combination of silk organza and ramie to make a translucent contemporary jogakbo (pieced) wall hanging by hand. You will learn how to make the Samsol (flat fell) seam that encloses all the raw edges. This can be worked in two different ways which will be explained in the session. You will learn how to make good luck symbols to embellish your work. Fabrics will be supplied in the kit priced £9 payable to the tutor on the day. A small supply list is also provided (basic tools to bring). Suitable for beginners, new to this technique.

[Friday](#)
1/2 day



Boro Inspired Textile Picture

Katharine Wright

This is a creative workshop where you will use fabrics and stitching to create a textile picture guided by TV star Katharine. You will be given lots of inspiration and assistance with planning and executing your piece. Using a methodology somewhere between applique and sashiko you will find the creative process both relaxing and inspiring. Suitable for all abilities. Materials will be provided, cost £10, payable to the tutor on the day of class.

[Thursday](#)

1/2 day



Borrowed From Boro

Christine Green

Christine calls this technique 'borrowed from Boro', inspired by Japanese patched and tattered domestic textiles, it embraces which is the apparent random placement of fabrics, visible stitches by hand and raw edges which break many of the accepted rules of patchwork. She will show you how to rip, cut and stitch and celebrate the essential 'threadiness' of textiles. She will create a panel which can be developed into a variety of items, depending on size, for example a table mat, glasses/phone case, book jacket, cushion cover or scarf. This is a liberating, exciting way of working and dare we say, just a little bit addictive! Suitable for all abilities. A supply list is provided.

[Saturday & Sunday](#)

1/2 day



Cat or Dog Portrait:

Drawn with Hand Stitching

Stacey Chapman

Simply emulate with thread the illustrated lines on pre-printed fabric of your chosen design of a cat or dog. Using poly-cotton and embroidery floss for stitch and couching, we'll use needle and thread to draw with, concentrating on pictorial outcome rather than specific stitch techniques. This portable and relaxing way of working is perfect for the sofa or travel alike. You will grow your ability and confidence in stitch creating great groundwork for future more complex or self-drawn designs. You will start this project in the class but may finish at home. Suitable for beginners to creative hand stitching. A small supply list is provided. Plus pre-printed fabric of either cat or dog and tear-away stabiliser will be provided, cost £4.50, payable to the tutor on the day of class.

[Saturday](#)

90 mins



Cathedral Windows and Bow Ties

Jennie Rayment

Discover how to make a true Cathedral Window patch and understand the Secret Garden. Learn how to make a facsimile often called a Bow Tie. Explore use of colour with both designs. Tuck that favourite piece of fabric in the 'windows', discover different stitch techniques for sewing 'windows' in place. Play with the faux version and study its equally diverse potential. Create a 12" square panel ready for bordering. Suitable for all ages and abilities. Materials will be provided, cost £9.50, payable to the tutor on the day of class.

[Thursday](#)

1/2 day



Choosing the Best Category for your Quilt

Linda Seward

When entering your work in an exhibition or judged show, it can be difficult to choose the perfect category. What is the difference between an art quilt and a contemporary one, and how do these differ from pictorial quilts? Should you be thinking about entering an entirely different category to give your quilt the best chance of being noticed? This talk features the work of over 35 textile artists who are making exciting quilts in a variety of styles. An experienced judge, Linda will explain what an art quilt is, and illustrate how it differs from a contemporary and a pictorial quilt by comparing examples of similar styles and designs. By the end of the talk you should be able to differentiate between the categories so you can better decide where to enter your quilt in a show.

[Friday](#)

Lectures & Talks

45 mins



Colour Theory for Quilters

Jo Avery

Do you have trouble choosing colours for your quilts? Help is at hand with this informative lecture from a quilter who is well known for her confident use of colour. Jo will be helping you tap into the visualisation tool inside your head, explaining how to use a range of colour wheel exercises, suggesting ways you can improve your fabric buying and how to use tones. Plus she'll tell you how to develop your very own signature colour palette.

[Saturday](#)

Lectures & Talks

45 mins



Commodious Travel Bag
Sukhbeer Dryden, Sew n Beads

This very useful, durable duffel bag that is great for an overnight stay, a gym bag or a beach bag. In this workshop you will learn different techniques including quilting with wadding and stabilizer, inserting in a zip with tabs and lining and making a box shape, complete with adding strapping for handles. The bag is fully lined with no raw edges. The kit comes complete with full instructions and pre-cut pieces. Some knowledge of using a sewing machine required. Cost of materials £15 payable to the tutor on the day. Suitable for all abilities.

[Saturday](#)
1/2 day



Crazy Patchwork Project Bag
Katharine Wright

Join TV star Katharine Wright for this relaxing day long class. In the morning you will learn how to and make a piece of crazy patchwork fabric that's unique to you. In the afternoon you will use it to create a useful project bag with pattern pocket. This is a nice opportunity to learn both a new patchwork technique and some beginner bag-making techniques as we will be incorporating hardware into our bag design. Suitable for all abilities. Materials will be provided, cost £30, payable in cash to the tutor on the day of class. NB: Participants of this class are entitled to a free entry ticket to the show on the day of class.

[Sunday](#)
1 day



Creative Embellishing Techniques for Textiles

Jessica Grady
Explore creative ideas and techniques for adding embellishments to fabric with embroidery artist Jessica Grady. Jessica will show you techniques including; folded and manipulated sequins, painted washer sequins, 3D beading and ruffled decorative embroidery stitches. Each technique is hand stitched onto fabric using a variety of materials including textiles, recycled plastic and paper, metal and thread. You will leave the class with a fabric sampler of techniques to inspire you for future textile projects, or to add to existing projects as decorative embellished touches. This class is suitable for all abilities. All materials will be provided, cost £2.50, payable to the tutor on the day and include fabrics, threads, embellishments, beads, sequins, needles, scissors and hoops.

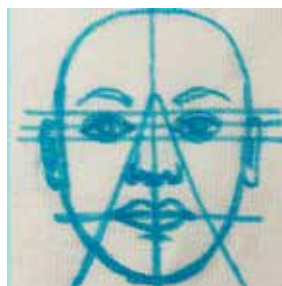
[Thursday](#)
90 mins



Confetti Quilting
Delphine Brooks

Learn how to create a mini piece of art using the confetti quilting method. Delphine, well known TV star will share her methods to create something unique and beautiful. Begin by cutting up your chosen fabrics into small pieces and then by laying them onto a piece of fabric in different shapes you can achieve a mini masterpiece. By simply laying over a piece of tulle netting you can then use your sewing machine to add the finer details and trapping all of those pretty pieces of fabric underneath. This is a great technique for those who enjoy art quilting, embroidery or simply wanting to try something a little different. Suitable for beginners, new to this technique. Materials will be provided, cost £16 payable to the tutor in cash on the day of class. A small supply list is also provided.


[Thursday & Saturday](#)
1/2 day



Creating Faces: Free Motion Stitching
Stacey Chapman

Would you like to create more realistic portraits, but have never known where to start? This beginner's course will demonstrate guidelines that will help your proportions when drawing a woman's face, as well as using the sewing machine as a drawing tool. Once you have watched the demonstration, you will draw out your own version on fabric using these principles. You will then use freehand machine embroidery to sketch the face, eyes, nose and mouth in black thread. This useful skill will stand you in good stead for future creative projects. Suitable for beginners, new to freehand machine embroidery portraiture. A kit will be provided by the tutor, cost £3, payable to the tutor in cash on the day of class. A small supply list is also provided.

[Saturday](#)
1/2 day



Creative Stitching Textiles
Wendy Dolan

In this illustrated talk, Wendy will explore the exciting world of stitched textiles. An experienced artist, tutor, and author she will share her techniques of layering, painting and stitching, encouraging you to experiment at home. Considering where ideas come from and the importance of design, she will guide you through the creative process. Textured surfaces can be created using a combination of techniques. Layers of natural fabrics – cotton, calico, scrim, muslin, silk, batting etc. can be applied and then worked into with freehand machine and hand stitching. Cable stitch and whip stitch, using thicker yarns on the machine and

altering tensions can add to the surface textures, along with the application of three-dimensional fabric mediums. These textured surfaces can then be painted with fabric paint before embellishing the surface with coloured threads. The talk will be illustrated with examples of the many ways these techniques can be applied, from pictures, wall hangings and quilts to wedding garments and large commissioned stage curtains. Wendy is the author of Search Press's bestselling publication *Layer, Paint and Stitch* which gives an in-depth exploration of these exciting textile techniques.

[Sunday](#)

Lectures & Talks

45 mins



Crumb Blocks Vs Half Square Triangles
Chris English

Start a striking mini quilt or cushion cover by combining crumb blocks and half square triangles. Dig out those fat quarters that are languishing in your stash. This is the opportunity to use them and turn them into something beautiful and practical. Bring your scraps as well to make your new project even more eclectic. You will learn how to make crumb blocks, the four at a time method, and have the chance to experiment with colour and fabric choices. A supply list is provided. Suitable for all abilities including older children when accompanied by an adult.

[Thursday & Friday](#)

1/2 day



Curvaceous Attic Window

Karin Hellaby

Karin has brought Attic Windows into the 21st century with her unique techniques. Curved windows are an original method of creating blocks with NO MITRED SEAMS. Curves can be top stitched, appliqued, beaded or embroidered. Suitable for all abilities. A supply list is provided.

[Thursday](#)

1/2 day



Dandelion Clock Block

Jo Avery

Explore Jo's Freehand Foundation Piecing technique in this skills-based workshop. We will be drawing up our own Dandelion Clock on a foundation fabric before foundation piecing and then tackling wonky improv curves. You will hopefully finish a quarter which can be used as a stand-alone block (measuring 12") or you can make 3 more at home to create a full circle as shown. This would make a fabulous mini quilt or large pillow! It's also a great scrappy project. A supply list is provided, OR you can purchase a kit from Jo, priced £15. Please advise her in advance if you want this - contact details are on the supply list. Suitable for intermediate level, those with some knowledge of piecing.

[Thursday](#)

1/2 day



Designer Fabric Pictures

Hilary Beattie

Using Hilary's collection of designer fabric samples, you will learn to create a random collage and add a chosen applique. At the end of the workshop you will have a beautiful stitched piece to take home and admire. Suitable for all abilities. All materials are provided, cost £6, payable to the tutor on the day of class.

[Saturday](#)

1/2 day



Dot to Dot: Long Arm Quilting

Angela Walters, *Midnight Quilter, USA*

Quilting intricate designs can be as easy as connecting the dots! Learn how to use points on the quilt as a guide for quilting with minimal marking and lots of fun. You will learn how to recognize the dots on your quilt, different designs and how you can adapt them for your quilts. We will be using Handi Quilter 20" Amara Longarms with one person per machine. Suitable for beginners to intermediate, those new to Longarm quilting or with some basic knowledge.

[Friday](#)

Longarm Workshop

1/2 day



Dot to Dot:

Simple Shapes Make Complex Designs


Angela Walters, **Midnight Quilter, USA**

Quilting intricate designs can be as easy as connecting the dots! Learn how to use points on the quilt as a guide for quilting with minimal marking and lots of fun. You will learn how to recognize the dots on your quilt, different designs and how you can adapt them for your quilts.

[Sunday](#)

Lectures & Talks

1 hr



Eco Printing and Book Making

Jude Kingshott & Brunhilde Scheidmeir

Brunhilde and Jude join forces to teach this 3-day Masterclass starting on the Tuesday, prior to the show. The process of eco printing, using plant material (leaves and/or flowers) combined with mordants will create images on both fabric and paper. Small bundles are steamed and the outcome is a series of small samples, each unique and different. These samples will then be used to construct a variety of books, from very simple folded to stitched bindings and/or enhanced with hand stitching. A small supply list is provided plus there is a materials cost of £20 for materials supplied by the tutors, payable to them on the day. Suitable for all abilities. NB: Participants of this class are entitled to a free entry ticket to the show on the Thursday.

[Tuesday](#)

3 days



Embroidered Anchor and Coral

Fi Oberon

Fi Oberon will provide you with a 25cm square on linen she has hand screen printed with her anchor and coral design. You will also be given a needle and DMC threads to work the project. Fi will demonstrate the stitches and give tips for getting a good crisp outline. You will be able to enjoy a relaxed pace of stitching making a good start on the project with Fi Oberon on hand to give advice and resolve any issues. This is a particularly good workshop for beginners or for people returning to embroidery stitching. Materials will be provided, cost £19.50, payable in cash to the tutor on the day of class.

[Sunday](#)

1/2 day



Exploding Pineapples

Karin Hellaby

Who would have thought that Pineapple patchwork could be made so easily? Start with a square, and keep on adding layers till your pineapple explodes in wonderful variations of colour and fabric. It's a fun idea, and with no fabric wastage it's 'sew economical' too! Can you believe there are no strange angles or special rulers? This new and unique technique has been developed by Karin and has taken the world by storm! In this 3-hour class you will make four blocks which can be made into a table runner, bag front or cushion. Suitable for all abilities. A supply list is provided.

[Friday](#)

3 hour



Exploring a Theme

Shelley Rhodes

This talk shows how Shelley takes an initial idea or concept through to exhibiting finished pieces. Examples are based on her latest work which investigates coral bleaching and the effects of plastic in the oceans. She will demonstrate how she explores ideas through drawing, mark-making, collage, print and photography. She will explain how she investigates materials, processes and techniques - always taking the 'what if' approach as she creates experimental samples and develops ideas inside and outside her sketchbooks. Suitable for all abilities.

[Thursday](#)

Lectures & Talks

45 mins



Exploring the ZigZag

Pauline Barnes

The humble zigzag stitch on your machine is underused and underestimated. Pauline will show you how to create many different effects and stitches from this simple stitch and you will take home lots of samples and ideas for future projects. All materials will be provided, cost £3, payable to Pauline on the day. Suitable for all abilities.

[Saturday](#)

1/2 day



Fabulous Feathers: Long Arm Quilting **Lynda Jackson**

Join Handi Quilter Ambassador and Educator Lynda Jackson as she shows you how you can create Fabulous Feathers. Find out how to fill shapes and create beautiful feathers in areas through drawing, demonstrations and hands on longarm practice. Lynda's beautiful feathers have helped her win awards at UK Quilt Shows and at the Mancuso World Quilt Show where she won "Best in World". This is a fabulous opportunity for Intermediate or Advanced Level quilters to develop their feathers technique. We will be using Handi Quilter 20" Amara Longarms with one person per machine. Suitable for intermediate to advanced level - those with some knowledge of longarm quilting.

[Sunday](#)

Longarm Workshop

1/2 day



Fantasy Floral Embellished Textiles **Jessica Grady**

Learn embroidery artist Jessica Grady's techniques and tips for creating colourful floral inspired motifs and designs for adding to your own quilts and textile art projects. Techniques shown within the three-hour class will include; hand cut and folded sequin petals, freehand fabric appliqué, recycled ribbon "silk" style embroidery and beaded leaves and stamens. The embellishments will be hand stitched onto fabric and enhanced with decorative embroidery stitches. At the end of the class you will leave with an embellished and embroidered sampler showing the various techniques and floral motif ideas, which you can use to inspire future projects or add as an appliqué to a finished quilt or other project. This class is suitable for all abilities, whether you are a complete beginner

wanting to learn something new or a more advanced stitcher wanting to expand your skills and techniques. All materials provided for £5 per person, payable to the tutor on the day. This includes; fabric bases, needles, scissors, embroidery threads, beads, sequins, hand dyed and painted embellishments, ribbons, wools, recycled materials for sequin creation, scrap fabrics and wire.

[Sunday](#)

1/2 day



Finding a Creative Community on Social Media **Atia Azmi**

We all know that social media can be a real boon but also can be troublesome! Join Atai for an informative discussion on the benefits and pitfalls of using social media, strategies to improve your success and growth on Instagram. She will share her own experiences as a maker, how it can help you to be a more creative maker and how we can all be more inclusive as a community online.

[Saturday](#)

Lectures & Talks

45 mins



Fire and Ice Stitched Bowls **Mary McIntosh**

Using soluble film, glitzy fabrics and lots of thread to stitch a light and delicate, yet surprisingly durable, bowl. Work with whites, silvers and iridescents to make an ice-themed bowl; or select coppers and golds for the fire themed version. The technique combines machine stitching using a normal foot plus the use of free motion embroidery - it is a forgiving technique and a good way of trying out free motion stitching with guaranteed results. Suitable for all abilities. A small supply list is provided. Some

materials will also be provided, cost £3, payable to the tutor in cash on the day.

[Wednesday & Sunday](#)

1/2 day



Flower Stitch Sampler

Hillary Jackson

Using a variety of simple embroidery stitches design your own unique Flower Stitch Sampler in this 90-minute class. This is the ideal class for those who have a basic knowledge of hand embroidery stitches and wish to develop their skills in design. This class will include creating your design and methods of transferring it to fabric ready to be worked. You will be provided with a 'design ideas' sheet. A kit will be supplied which includes embroidery frame, fabric, and threads, cost £5 payable to the tutor on the day of class.

[Friday](#)

90 mins



Folded Star Cushion Cover

Karin Hellaby

This beautiful pillow always impresses! Start at the centre and place folded geese shapes in layers radiating outwards to form a star. Experiment with other themed fabrics – such as Flowers, Christmas, Halloween. Suitable for all abilities. A supply list is provided.

[Saturday](#)

1/2 day



Four Block Patchwork Sampler
Sukhbeer Dryden, Sew n Beads

If you are new to patchwork or just want to learn some new techniques, come along to this great workshop. You will receive full instructions for cutting and piecing. All pieces will be pre-cut and Sukhbeer will show you how to assemble each block 9" block. The kit will include pre-cut pieces for the four blocks, sashing and a border. to make your sampler quilt top. All you will need to do is add wadding and backing. Colours will vary. Suitable for any one with basic knowledge of the sewing machine. Cost of materials £10 payable to the tutor on the day.

[Thursday](#)
1/2 day



From Bed to Wall: The Rise of Art Quilts
Sue Marks

Join Dr Sue Marks for a look at how, when and why quilts made the transition from practical bed coverings to displays of creativity that frequently end up being hung on walls. Since she saw her first Art Quilts back in the early 1990s, she has developed a passion that has stayed with her and led her to explore what it is about this medium that continues to inspire. Dr Sue will share a range of images showing early art quilts and later contenders to illustrate the lecture.

[Sunday](#)
Lectures & Talks
45 mins



Golden Goldwork: Semi 3D Bumble Bee
Georgina Bellamy

This semi 3D golden bumblebee explores key padwork and goldwork embroidery techniques. Set onto a piece of black felt, your finished bee can then either be framed or appliquéd into anything of your choosing. Wings are kept 3D for an extra flourish and a small gem stone is placed on the back. Suitable for all abilities. A supply list is provided. Some materials are also supplied by the tutor, cost £20, payable in cash on the day.

[Wednesday](#)
1 day



Free Motion: Improv Long Arm Quilting
Abigail Sheridan de Graaf

Learn some basic shapes to add to your free motion quilting repertoire. Build on those shapes through hands on practice. Watch as we combine some of the designs from pebbles and paisley to swirls and echoes. Learn how you can combine them to fill negative space, around applique or scale them up. We will be using Handi Quilter 20" Amara Longarms with one person per machine. Suitable for beginners to intermediate, those new to Longarm quilting or with some basic knowledge.

[Friday](#)
Longarm Workshop
1/2 day



Funky EPP Hexie Coasters and Pieced Placemat

Paula Rafferty

EPP - English Paper Piecing is one of the oldest patchwork techniques and it is great for quilters of all levels and abilities. Come learn this technique and make a cute hexie coaster. You will learn EPP to make your coaster and then how to finish it by machine. Included in this class is a demo of how to make a hexie placemat, with instructions and patterns included. Suitable for beginners, new to English Paper Piecing. Materials will be provided cost £10, payable to the tutor on the day of class.

[Friday](#)
1/2 day



Hand Stitched Indian Elephants

Dawn Cameron-Dick

Learn classic needle-turn hand applique and the slightly easier reverse applique whilst making a pair of colourful Indian elephants. If you've not had much luck learning hand applique before, then now is the time to try again. New needles, thread and techniques will really help you succeed! We will have a lot of fun embellishing your beasties with the goodies provided. Cost of materials £12, payable to Dawn in cash on the day of class. Suitable for all abilities.

[Saturday](#)
1/2 day



Hand Stitched Journal Quilt

Hilary Jane Cheshire

Journal quilts offer a way of recording and sharing thoughts and experiences using stitch. This workshop will show you how ideas, thoughts, emotions and experiences can be expressed through your fingers using hand stitching. During the workshop you will create samples using applique, embroidery, traditional hand stitching techniques and patchwork, learning how these can be worked onto your Journal Quilt. As the project is hand stitched it may not be finished within the workshop time but you will have enough information to take it home and finish at your leisure. All materials, templates and instruction sheets are provided by the tutor.

[Thursday & Sunday](#)

1/2 day



Hand-Drawn and Stitched Mandala

Angela Daymond

Mandala means circle in the ancient Indian Sanskrit language and can be seen as a symbol of creativity. In this workshop you will be guided through how to draw a symmetrical mandala using a compass, protractor and ruler. Once you are happy with your design it will then become your pattern and you will trace it onto white cotton fabric. Angela will show you how to layer up the fabric with two layer samples of cotton muslin before you start to stitch. Demonstrations will be given about how to use whipped and laced running stitch to create solid lines and how tiny sequins can be used for extra texture and sparkle. This workshop is suitable for everyone, even those of you who think that you can't draw or design. A materials pack including fabrics, hand dyed thread, needle and sequins, protractor, ruler and pencil is available on the day for £12, payable to Angela on the day of class. Everything else, fabric marking pens

and graph paper is provided. Please bring a drawing compass with you.

[Sunday](#)

1/2 day



Hand Stitched Patchwork Ball

Christine Green

Hand stitched patchwork is hugely enjoyable and relaxing and this ball project is the perfect introduction to the technique. Christine will show you all the key stages from cutting out the fabric, to covering the templates, stitching them together, turning out and stuffing. These balls make great presents all year round but especially for small children and at Christmas, so come and get stitching! NB you may not finish the project in the class, but will be given full instructions to take home. Suitable for beginners to intermediate level. Pre-cut templates and pattern will be provided, cost £6, payable to the tutor on the day of class. A Supply List is also provided.

[Friday](#)

90 minutes



Hand-Stitched Patchwork Star

Christine Green

Hand stitched patchwork is hugely enjoyable and relaxing and this star project is the perfect introduction to the technique. Christine will show you all the key stages from cutting out the templates and fabric, to covering the templates, stitching them together, turning out and stuffing a complex shape and finally lots of ideas for embellishments. These stars make great presents all year round but especially at Christmas so come and get stitching! Suitable for all levels. A Supply List is provided. There is also a nominal cost of £1 payable to the tutor on the day for pre-cut templates.

[Thursday](#)

90 mins



Happy Camping Caravan Applique

Tracy Aplin

Always wanted your own caravan? Now you can sew one! Learn the technique of needle turning by hand, a traditional method with a modern twist. Whilst creating your own caravan you will be guided through making windows, doors, wheels and of course the main body! Hopefully by the end of the class yours will be ready to be towed away! Suitable for beginners. A material cost of £3.50 is payable to the tutor on the day, for the fabrics for the caravan component and back ground fabrics, threads, pins, needles, freezer paper, pencil and worksheet.

[Thursday](#)

1/2 day



Heart's Design for Hand Quilting

Carolyn Gibbs

Learn how to cut out heart templates of various styles and sizes and use these with other simple shapes to create your own unique hand quilting design for a plain block or border. Don't worry if you have never designed anything before, or don't think you can draw! Then transfer your design onto a pre-prepared sandwich of fabric and wadding and start to hand quilt your design, obtaining advice from Carolyn about improving your hand quilting stitch. Suitable for all abilities. A supply list is provided, which includes links to Carolyn's "Hand Quilting Basics" course on her website.

[Thursday](#)

1/2 day



Help! How Do I Quilt It!
Angela Walters Trunk Show

Angela Walters, Midnight Quilter, USA
Sometimes deciding what to quilt can be harder than actually quilting it! In this lecture, Angela Walters help you decide what machine quilting designs to use by having you ask the expert of your opinion, you! This lecture starts with a slideshow presentation full of quilted eye candy and practical tips for choosing designs. Then, it's your turn! Attendees can bring quilt tops to get ideas and suggestions for ways to quilt it. It's part show and tell, part practical advice and completely fun!

[Saturday](#)
Lectures & Talks
1 hr



Highland Cow Applique
Delphine Brooks

Learn how to create one of TV star, Delphine Brook's own designs – a beautiful Highland Cow cushion using the raw edge applique method. She will teach the simple steps of applique and a few of her little tricks to really make this cushion a piece of art to be enjoyed in your home. Suitable for any level. Materials will be supplied, cost £12, payable to the tutor on the day in cash. A small supply list is also provided (for the cushion pad).

[Wednesday & Sunday](#)
1 day



I Thought I was the Only One!
1970s Quilt Revival

Pauline Macaulay
Pauline Macaulay is a long-time quilter, a social anthropologist. She initiated and led the three year 'Talking Quilts: Saving Quilters' Stories oral history project (2014-2017). She is a member of The Quilters' Guild, British Quilt Study Group and Contemporary Quilt London and London Quilters. Passionate about recording quilters' stories in their own words, Pauline will share, through interviews with 'movers and shakers', stories of hexagons, isolation, and unfinished quilts, and how the revival got off the ground from a solitary and domestic activity to become a popular countrywide community of practice.

[Saturday](#)
Lectures & Talks
45 mins



Improv Longarm Quilting:
Bernina Sit Down Table

Nicholas Ball
In this class you will look at using the inspiration behind improv quilts to help inform your quilting choices. Using an interpretative approach to patterns found in nature, architecture and everyday lives you will learn how to create your own quilting designs suited to this liberated style of quilt making. All materials will be supplied for this class. Suitable for intermediate level, those with some knowledge of longarm quilting. There are six Bernina Q16 Sitdown machines for a maximum of six students to ensure superb individual tuition.

[Wednesday, Thursday & Friday](#)
Longarm Workshop
1/2 day



Improv Quilt as You Go
Sarah Ashford

In this workshop you will learn this improvised 'quilt as you go' technique with the possibility of making a cushion. There's lots of freedom to have fun with fabric in this class; there's only a little bit of measuring required, but we do it as we go along and having lots of scraps to hand is really important - it's a really liberating technique and you will be on your way to having a striking cushion panel by the end of it! NB: This class does not include details of how to make the full cushion, just the 16 1/2" cushion front to fit a 16" cushion pad. A supply list is provided. Suitable for all abilities.

[Saturday](#)
1/2 day



Inspired by Gees Bend:
Improv Hand-Sewn Patchwork

Christine Green
The quilts of Gees Bend break many of the accepted rules of patchwork and this class will encourage you to do the same. Students will hand stitch a panel, approximately 30-40cms square, inspired by the lively, often asymmetric patterns found in the Gees Bend quilts. Starting with a simple motif panel and building outwards to create a unique patchwork, mixing fabrics in exciting combinations and designs and all held together using the simplest of hand stitching either running or back stitch. A thoroughly liberating, fun way to work. Suitable for all abilities. A supply list is provided.

[Saturday](#)
1/2 day



Intro to Freehand Feathers: Bernina Sit Down Table

Trudi Wood

In this class Trudi will introduce you to the basics of freehand feathers. During the class you will be shown how to draw feathers and then transfer this knowledge into Longarm machine quilting. You will also look at different techniques of quilting out freehand feathers and learn how to deal with curves, corners and wreaths. All materials will be supplied for this class. Suitable for intermediate level, those with some knowledge of longarm quilting. There are six Bernina Q16 Sit Down machines for a maximum of six students to ensure superb individual tuition.

[Thursday, Friday & Saturday](#)

Longarm Workshop

1/2 day



Introduction to Long Arm Quilting

Liz Holpin & Lynda Jackson

Find out how a longarm helps you finish more quilts and makes it fun too. We'll take you through some of the main quilting techniques that can be used on Handi Quilter machines. So, if you're a complete beginner to longarm quilting and are looking for more than a quick demonstration this is the session for you! We'll cover simple free motion quilting designs from the front of the machine, quilting from the back using Pantographs and Groovy Boards plus some no-mark stitching techniques that would translate to domestic quilting as well. Even if you're not an artist you can quilt! We will be using Handi Quilter 20" Amara Longarms with one person per machine. Suitable for beginners to intermediate, those new to Longarm quilting or with some basic knowledge.

[Saturday](#)

Longarm Workshop

1/2 day



Kaffe Fassett's Colour and Inspiration

Kaffe Fassett

This Kaffe Fassett lecture is designed to inspire and motivate. Kaffe's presentation highlights work from his latest projects and collaborations, including his patchwork, fabric, needlepoint, mosaics, painting and knitting designs. Kaffe's inspiration comes from his travels throughout the world. His lecture is designed not so much to instruct but to empower and inspire the audience to create and develop their 'mind's eye'. You will leave invigorated, entranced by Kaffe's sense and use of colour, ready to try it yourself and encouraged to do so.

[Saturday](#)

Lectures



Kantha Meets Boro

Gilli Theokritoff

This is a fusion of Asian stitching influences – Kantha is an Indian form of decorative running stitch and Boro is Japanese and means rags or scraps. We will enjoy recycling old bits of lovely fabric by stitching them though a felted background to create a new fabric – an ideal panel for a bag, wall hanging, framed picture, or piece of clothing. Your kit will contain a mix of quirky fabrics, tonal and textural patterns and there will be plenty of fabulous threads to use. All materials will be provided, cost £7 payable to the tutor on the day. Suitable for all abilities.

[Friday](#)

1/2 day



Introduction to Long Arm Quilting

Pete Holpin & Abigail Sheridan de Graaff

Find out how a longarm helps you finish more quilts and makes it fun too. We'll take you through some of the main quilting techniques that can be used on Handi Quilter machines. So, if you're a complete beginner to longarm quilting and are looking for more than a quick demonstration this is the session for you! We'll cover simple free motion quilting designs from the front of the machine, quilting from the back using Pantographs and Groovy Boards plus some no-mark stitching techniques that would translate to domestic quilting as well. Even if you're not an artist you can quilt! We will be using Handi Quilter 20" Amara Longarms with one person per machine. Suitable for beginners to intermediate, those new to Longarm quilting or with some basic knowledge.

[Thursday](#)

Longarm Workshop

1/2 day



Just Do It! Develop Creative Work Habits

Hilary Beattie

Hilary has been making stitched textiles to show for 10 years and in that time has made over 200 pieces, shown work in both group and solo galleries, sold work, written and self-published three books, and is now sold out a tutor whenever she runs workshops. In the last few years she has dealt with serious health issues, bereavement, moving house and a total change of circumstances. But the work keeps coming. Is this just luck? Well ... no it isn't! It takes a plan and an attitude. In this lecture Hilary will share her thoughts and ideas about how to develop a habit of productive working and how to plan to make your hopes become reality

[Thursday](#)

Lectures & Talks

45 mins



Kantha Summer Swallows

Angela Daymond

In this workshop you will be stitching a kantha design based on three swallows. Kantha is a 500 year old technique originating in India. It uses just one stitch, the running stitch and is very relaxing to sew. Once the design is traced onto the fabric you have no paper pattern to follow. You will learn how to stitch representational objects and how you can use aligned and non-aligned running stitches to give interest, movement and pattern to your work. You will be shown how to rock your needle to minimise wrist movement which also allows you to pick up more stitches. The design features three swallows, going from a larger one at the bottom to a smaller one at the top. The design is edged with a traditional kantha pattern border. This workshop is suitable for all levels of stitch ability. There is a materials pack for this workshop which contains white cotton fabric, ultra-thin thermore wadding, needle and three skeins of Paintbox hand dyed threads for £15 payable to the tutor on the day.

Thursday

1/2 day



Korean Handmade Thimble

Sara Cook

There is a Korean saying that a hundred thimbles in a box will bring longevity. These beautiful thimbles are practical as well as decorative. They were embroidered with auspicious symbols by brides and given as presents to the women of the groom's family. You will learn the secret of their construction of making your own thimble using silk or ramie fabrics. You will learn the how to join the two sides together with satteugi (slanted stitch). There will not be time to add embroidery to your thimble in class but you could add this later at home.

A kit will include all the fabrics needed and two different thicknesses of silk thread price £7 to be paid to the tutor on the day of class. A small supply list is also provided (tools to bring). Suitable for beginners.

Sunday

1/2 day



Layer, Paint and Stitch Free Motion Demo

Wendy Dolan

Wendy will share her exciting world of stitched textiles in this demonstration. An experienced artist, tutor, and author she will show her techniques of layering, painting and stitching, encouraging you to experiment at home. Inspired by the landscape and working from a photograph and sketch, a variety of natural fabrics, calico, silk noil, scrim, cotton batting, will be layered to create a textured surface. This will then be worked into with freehand machine stitching using cotton thread. She will explain how she applies water-based fabric paint to colour the background. Freehand machine stitching will then be added using coloured machine threads to emphasise the design details and add to the surface texture. Wendy is the author of Search Press's bestselling publication *Layer, Paint and Stitch* which gives an in-depth exploration of these exciting textile techniques. She will have samples of each developmental stage to show as she demonstrates the different techniques so the full process can be appreciated. Additional techniques such as cable stitch, using thicker yarn in the bobbin of the machine will be explained.

Friday

Lectures & Talks

45 mins



Layered Surfaces

Amanda Duke

This is a two-day pre-show class to enjoy without restricting days at the show! Create a fabric stash with additional paper stash on day one. Use your stash on day two to design at least two abstract fabric collages and additional paper collages. You will be encouraged to work in a series and at pace using dyes, fabric paints, experimental mark making and layering techniques to produce a series of abstract collages. An introduction to how elements of line, shape, colour, texture, tone and composition will underpin how your personal ideas evolve. Your tutor will show you how she completes her own fabric collages using free machine stitching as a drawing and refining tool. At the end of the course you will take home at least two 50 x 75cm fabric collages ready for machine or hand stitching and some paper collages ready for sketchbook or framing. Suitable for all abilities. Materials will be provided, cost £25 payable to the tutor in cash on the day. There is also a supply list.

Tuesday

2 days



Lined Oilcloth Tote Bag

Paula Rafferty, Ireland

During this class you will learn how to make a lined oil cloth tote bag and be guided through the process to create your own tote of any shape or size with detailed notes and instructions included. Kit will be provided, cost £10 payable the tutor on the day. Suitable for intermediate level, those with good knowledge of machine sewing.

Sunday

1/2 day



Little MacKintosh Rose

Gilli Theokritoff

Kantha is a form of stitching originating in India, where it has many traditions and variations. Contemporary Kantha, in the form of this elegant stylised rose, is relaxing and enjoyable. We use simple stitches – running stitch and backstitch - to highlight the foreground flower and use the direction of stitching to create a dynamic background full of colour and movement. The stitching is worked on cotton and muslin, using embroidery threads in a variety of colours. The finished 5” square fits an IKEA box frame perfectly and make a lovely gift or item for your home. Suitable for all abilities. Materials will be provided, cost £10, payable in cash to the tutor on the day of class.

[Thursday & Saturday](#)

90 mins



Log Cabin Cushion

Atia Azmi

Make a simple cushion cover using traditional patchwork techniques to construct a log cabin. The cushion will be finished with an envelope opening at the back. Suitable for beginners new to this patchwork technique. A supply list is provided.

[Friday](#)

1/2 day



Longarm Quilting:

Negative Space with Rulers

Angela Walters, **Midnight Quilter, USA**

Negative Space is a hallmark of modern quilts, but it can be intimidating to quilt. Using Handi Quilter Longarm machines, Angela will show you how to turn that negative space into a positive with rulers. Learn how to create motifs, how to divide up larger areas and more in this informative class. We will be using Handi Quilter 20” Amara Longarms with one person per machine. Suitable for beginners to intermediate, those new to Longarm quilting or with some basic knowledge.

[Thursday](#)

Longarm Workshop

1/2 day



Lutradur Lantern

Helen Moyes

Lutradur® is a semi-transparent spun polyester that can be painted, stitched and, then distressed with a craft soldering iron or heat gun. We will use these to create a vessel that you can either use as a vase or add a tea light to create a lantern. Learn to add a design with both appliqué and free machine stitch techniques. Create a shaped edge and relief details. This workshop is suitable for those confident in using a sewing machine and is suitable for both those new to Lutradur and to those wanting to develop their techniques. Lutradur can also be incorporated into art quilts. All materials will be provided, cost £7, payable to the tutor on the day.

[Saturday](#)

2 hrs Twilight



Machine Pieced Cathedral Windows

Vendulka Battais

In this machine pieced method of constructing the Cathedral windows, the frame of the windows is a different colour to the background of the block giving it more contrast and striking look. During the class, you will learn the basics of this technique by creating a block for a cushion with four windows. A supply list is provided plus there is a materials cost, payable to the tutor on the day of the class of £8 for some materials supplied by her.

[Thursday](#)

1/2 day



Make a Charmed Cushion Cover

Caitlin Lisle

If you've ever bought a charm pack and not known what to do with it, the Charmed Cushion is for you! Using Quarter Square Triangle blocks, the Charmed Cushion is a fun and easy make guaranteed to brighten up any room. In this class you will learn the how to get perfect points on your Quarter Square Triangle blocks and make an envelope style cushion cover. You will leave having made a fully lined Charmed Cushion Cover perfect for an 18” cushion pad. A supply list is provided. Suitable for all abilities.

[Friday](#)

1/2 day



Make a Hand Stitched Memory Quilt

Andrea Lechner

This two-day, pre show workshop is a trip down memory lane, designed to create a quilt remembering a special person in our lives. The size of the quilt is to be decided by the participants, but the key is that the whole quilt will be made by hand from start to finish. What a wonderful way to start the week at the Festival of Quilts. A supply list is provided. Suitable for intermediate level, those with some experience of hand quilting.

[Tuesday](#)

2 days



Making Soft Dolls – Book Launch and Demo

Steffi Stern

Join Steffi for the first-time outing of her most recent book Making Soft Dolls, published by Hawthorn Press, which was launched at the beginning of the lockdown in 2020. The dolls that Steffi has made and featured in the book are based on the Waldorf style which is known for its soft textures and features and use of natural materials - these dolls are made to be cuddled and loved! Steffi is passionate about different crafts and is a co-founder of the leading needle felting business The Makeress. She has been making dolls herself and teaching others how to make their own for over 15 years and is passionate about the power that making dolls can have! She is a firm believer that dolls are not just for children but can be a therapeutic sewing project for adults, as well as a companion for older people, especially those affected by dementia. During this demo Steffi will share techniques, materials and tips on how to make the different dolls as featured in her book and share the powerful stories that she has been told in her time of teaching how to make dolls. Earlier in 2021 Making

Soft Dolls was reviewed by Waldorf Today and the short resume stated, “Everything you need to know about Waldorf doll making. Everything.” and that Steffi is “a master doll maker and her instructions are clear and precise”. The book has the endorsement of Stuart Hillard, Sewing Bee attendee and famous for his wonderful quilt/sewing and knitting patterns.

[Friday](#)

Lecture/Demo



Mandala Applique with Draw-Sew-Trim

Katalin Horvath

In this workshop you can choose one of 4 mandala patterns to learn the technique on. Katalin will guide you through the Draw-Sew-Trim process which is a quick and easy, yet very accurate applique technique. She will show step by step, all the tricks and shortcuts. Once you learn the basics, you can use it for stained glass quilts too. It can be combined with other techniques, for example free motion embroidery. You can, but don't have to, use fusible web, so it is fantastic for delicate fabrics (organza, lame, leather). It saves time on marking, cutting and ironing pieces! Suitable for all abilities. Materials will be provided, cost £15, payable to the tutor on the day of class. NB: Participants of this class are entitled to a free entry ticket to the show on the day of class.

[Saturday](#)

1 day



Mastering Rulers: Long Arm Quilting

Lynda Jackson

Would you love to use rulers but don't know where to start? Have you bought lots of rulers but are not using them to their full potential? Have no fear! This class with Handi Quilter Ambassador and Educator Lynda Jackson will take you into your comfort zone. Guidance and explanations

of markings on rulers, how to create basic shapes and hands-on exercises in a three-hour session designed for Beginners and Intermediate Level longarm Quilters. We will be using Handi Quilter 20" Amara Longarms with one person per machine. Suitable for beginner to intermediate level.

[Saturday](#)

Longarm Workshop

1/2 day



Metal Threads Demystified

Pauline Barnes

Machine stitching with metallic threads can be frustrating when they break, twist, shred and generally misbehave. During this class you will be able to try out several different metallic threads and Pauline will give you lots of advice on how to overcome all these problems - and be in control. All materials will be provided, cost £4, payable to Pauline on the day. Suitable for all abilities.

[Friday](#)

1/2 day



Moth on Cloth

Melanie Missin

You will be making a 6" x 4" piece of work, using a moth block print to create a 3D moth picture. A number of techniques will be used to create it, including free motion machining of the moth, soldering to 'cut' out a moth, placing tissue on Vlieseline and Expanda print to create texture and depth. finally finishing with Koh I Noor and shimmery water colour paints. Suitable for intermediate level, those with some knowledge of free motion work. A supply list is provided. The tutor will also supply some materials, cost £10 which includes a picture frame, payable to her in cash on the day.

[Wednesday](#)

1 day



Nine Patch Hack
Chris English

Join Chris for this relaxing fun 2-hour class making a nine-patch with a difference. You will learn how to transform a traditional nine patch block into a super modern improv block. It's an ideal class for quilters who want to try something different and move away from formal patterns into some more improv piecing. You will start a patchwork piece that can be made into a cushion cover later, or indeed, continued into a full quilt. Suitable for beginners/intermediates wishing to expand their skills including older children when accompanied by an adult student. There is a short supply list.

[Saturday](#)
2 hrs Twilight



Orange Peel Quilts with Invisible Machine Applique
Dawn Cameron-Dick

Has the thought of all that curved piecing putting you off making an Orange Peel quilt? Dawn will show you a way to make it is using a technique she developed in 1984...Invisible Machine Applique (IMA)! Use your machine to create a "turned edge" applique, using NO bonding products. you will produce a soft appliqué that is hard to distinguish from hand applique. She will advise you on setting up your machine, creating the stitch, and teach you a clever way to turn under your seam allowances. You will also see how to use IMA to mitre borders, sew bias binding and avoid the need for curved piecing! All materials will be provided, cost £12, payable to Dawn on the day of the class. Suitable for all abilities.

[Thursday](#)
1/2 day



Paper Pieced Pouch
Janice Croft

Make a handy pouch which can be worn as a chataleine or a belt. Learn how to paper piece and use decorative stitches by hand and machine to create this unique pouch. Janice will supply pattern paper and foam, cost £3, payable to her on the day. A small supply list is also provided. Suitable for all abilities.

[Sunday](#)
1/2 day



Pattern Drafting for Patchworkers
Moraig Hewitt

Design your own 12" patchwork block, draft it and make it. During the session you will learn techniques to help you plan and design a block before creating it. This class will cover seam allowances needed depending on the shapes and techniques you choose to use to piece your block; as well as techniques useful to give your block a polished finish. By the end of the session, you should have the confidence to push your creativity and have the skills to transform your ideas into patchwork projects. A small supply list is provided, OR you can buy a kit including fabrics required for £10, payable to the tutor on the day. Suitable for intermediate level, those with some knowledge of patchwork techniques.

[Thursday & Sunday](#)
1/2 day



Perfect Patchwork Triangles Sampler
Andrea Lechner

Patchwork triangles can be intimidating as we worry about getting perfect points. Yet we persevere because they provide an opportunity to discover many different shapes and blocks which will eventually constitute the essentials of a beautiful quilt. In this half day workshop Andrea will share her expert tips on how to cut triangles perfectly and sew them by hand, using a variety of techniques such as English paper piecing, templates and the use of pre-cut shapes. You will then start to put together a small sampler quilt with a selection of blocks chosen by yourselves and learn about creating sashing and a border so you can finish the sampler at home. Suitable for intermediate level (those with some knowledge of patchworking). A supply list is provided.

[Friday](#)
1/2 day



Perfection and Precision with Flying Geese
Carolyn Gibbs

Flying Geese are popular units found in many traditional patchwork blocks and borders. Come and discover Carolyn's tips for machine stitching perfect Flying Geese and joining them so that you achieve perfect points. A variety of block patterns will be available, suitable for students of varied experience, so that you can select one to complete during the class and practice the others at home. Suitable for intermediate level, those with some knowledge of patchworking.

[Saturday](#)
1/2 day



Personalise a Shabby Chic Bag

Mandy Munroe

Using fabric, lace and embroidery thread we'll improvise a fun panel on a small project or book bag during this 90-minute hand sewing session. You will learn how to successfully cover a button, applique circles and embroider with blanket stitch. This is a fabulous way to upcycle, customise and repurpose lovely pieces of fabric and trims. Suitable for all abilities and accompanied children. All materials will be provided, cost £5, payable to the tutor on the day of class.

[Saturday](#)

90 minutes



Positive, Negative Free Form Cutting

Mandy Munroe

Free Form is a technique for cutting gentle waves without a ruler. In this workshop you'll master cutting and sewing curves to create a panel suitable for a large cushion or quilt centre. Kits will be provided at a cost of £8 to be collected by the tutor on the day. Suitable for intermediates and those that have mastered the 1/4" seam. Bring basic sewing supplies including neutral thread and rotary cutting equipment.

[Friday](#)

1/2 day



Quiltworx Stained Glass Window

Laurence Robaix, France

This is a foundation paper piecing class. The pattern (44" x 57") is a Cut Loose pattern utilizing various tools and charm elements to create fast, fun projects and layouts aimed at the beginner or a someone that simply wants to try out a fast project to learn a new technique. Suitable for beginners to foundation piecing. A small supply list is provided. There is also a material cost of £35 for the pattern (instruction plus sewing papers) and fabric for the quilt except backing - choose your colourway on Laurence's website by 10th July (see supply list). The materials fee is payable to the tutor on the day of the class.

[Sunday](#)

1/2 day



Plaids and Blues Ravioli Quilt!

Paula Doyle

This fun workshop uses upcycled jeans, flannel shirts, and leftover bits of wadding to make a one-step quilt that is made and quilted using any domestic sewing machine and a walking foot. It's a great way to upcycle and repurpose. The resulting quilt can be made any size and is fully reversible. It can also be made from new denim and flannel fabric if preferred. Suitable for all abilities. A supply list is provided. An optional cost for a special ruler, price £19 is also available, payable to the tutor on the day of class.

[Thursday](#)

1/2 day



Quilting with Liberty Fabrics

Jenni Smith

As an art historian and quilter, Jenni's book Quilting with Liberty Fabrics, published Spring 2020, was designed to take the reader through the fascinating history of Liberty from 1975 to the present day. The quilt designs have been inspired by the archive of over 50,000 prints as well as key developments in the company's history, like the building of the iconic store in London and the interior timbers which came from two decommissioned war ships. Jenni has worked with the design studio at Liberty, including Tana Lawn as well as the exciting new quilting cottons. She tells the story of producing the designs and quilts, giving an insight into the world's favourite fabric shop, and shares what Liberty means to the community of makers. Her lecture is accompanied by beautiful photography in the store and some of the projects.

[Thursday](#)

Lectures & Talks

45 mins



Really Useful Rucksack for Crafters

Janaka Managai

Upcycle a pair of old jeans and make a cool rucksack to store and carry all your quilting and crafting tools (finished size 15 x 11 inches). In this workshop, Janaka will share a pattern he has created for a really useful rucksack with pockets a plenty for tools and equipment. You will learn how to insert straps and zips, make patch pockets for inside, plus elasticated straps for scissors, tape measure, pins and needles and other tools. You will have the pattern and instructions to take home to make more for friends too! A supply list is provided. There is also a £10 cost for the pattern, provided by Janaka and payable to him on the day of class.

[Friday & Saturday](#)

1/2 day



Reclaimed Landscapes, Stitch, Paper & Cloth

Cas Holmes

Using a mixture of paper and cloth you will create improvised landscape inspired samples using variations of hand stitch. Processes are based on Cas's latest book Textile Landscape which are intended to explore the meeting points between painting and textiles. Her work often contains snippets of text or discarded materials that have associations or conjure up memories. There is always a dialogue with the materials she uses. They bring their own history which is woven into the work. These collections of ephemera might seem meaningless but their apparent banality is open-ended. They are available to stimulate the imagination through the poetry of ordinariness. Everything has a use! Suitable for all abilities. A supply list is provided. There is also a small material cost of £5 for materials supplied by Cas, payable to her on the day of class.

[Thursday & Friday](#)

1/2 day



Reverse Hand Applique: Hares Dawn Cameron-Dick

After teaching hand applique for many years Dawn still finds students who are apprehensive about trying it. Recently she found that learning reverse applique is easier, so she designed this Hare as a perfect shape to master reverse applique. You will learn how to mark fabric, choose fabrics to create a mood and offer new ideas on needles and threads that you may not have tried before. The kit includes fabric, thread, needle and design for your Hare which you will most probably need to finish at home. Beware these Hares are addictive and it seems no one can make just one! Suitable

for all abilities. The material cost of £12 is payable to Dawn on the day of the class.

[Sunday](#)

1/2 day



Sew a Little Spring Time

Jennie Rayment

Create a textured background from irregular curved seams and a delectable woven effect. Superimpose a tree and learn different methods of appliqué. Add free motion applied leaves. Embroider and embellish. Create a charming design ideal as a small wallhanging or for inclusion in a larger project. Fact filled and fun class featuring one of the trees from Jennie's latest pattern - Tree for all Seasons. Be creative and explore your innate talents - this is a class for all. Materials will be provided, cost £7.50, payable to Jennie on the day of class.

[Friday](#)

2 hrs Twilight



Sew an African Wax Print Simple Skirt

Adaku Parker

Join Adaku, author of 'Sewing with African Wax Print Fabric' for this 2-hour twilight class and learn to sew an A-line skirt with an elasticated waistband and in-seam pockets. During the workshop you will cut out your skirt pieces, finish raw edges of the side seams and attach in-seam pockets, stitch the seams make the waistband, insert elastic and hem. However, if not finished, clear instructions will be provided to take home on how to finish any final steps not completed in the workshop. A kit will be provided containing wax print fabric (prints may vary from those in photo - there will be a choice of three different prints), 2.5cm wide elastic, a copy of the Althea sewing pattern (size 8-26) and tracing paper, cost £30 payable to the tutor on the day of the class. Suitable

for intermediate level – those with some basic knowledge of dressmaking and using a sewing machine. Adaku is also teaching another twilight class on Saturday, Ankara Patchwork Shopping Bag (Code 412).

[Friday](#)

2 hrs Twilight



Simply Stunning Stencils

Hilary Beattie

Working with her own bespoke stencils, Hilary will show you how you can combine and layer them. Use soft or vibrant colour to produce beautiful and unique fabrics for your projects and create your very own creative combination. Suitable for all abilities. Materials will be provided, cost £5 payable to the tutor on the day of class.

[Thursday & Saturday](#)

90 mins



Sketchbook for Quilters

Gillian Cooper

Using non-traditional drawing techniques, we will make and fill a small sketchbook based either on inspiration you have bought with you or using some of Gillian's resources. We will experiment with different drawing techniques and tools to make a unique book, filled with your drawings. Advice will be given on how to move some of these ideas into quilts. Totally suitable for those who believe they can't draw - you will surprise yourself and maybe even enjoy it! Suitable for all abilities. Materials will be provided, cost £15, payable to the tutor in cash on the day. A small optional supply list is also provided. NB: Participants of this class are entitled to a free entry ticket to the show on the day of class.

[Thursday](#)

1 day



**St David's Star:
A Hexagonal Happenstance!**

Jennie Rayment

Diamonds, triangles and a hexagon combine to form this optically pleasing and dynamically different design. Understand the construction, cope with a little bias piecing and play with the colours. Full pattern, templates and sufficient fabric are provided to make two blocks. One or two blocks will be made in class ready for inclusion in your next patchwork project. Pieces will be hand stitched in class but can be completed on machine at home. A kit will be provided with all materials, cost £10, payable to Jennie on the day. Suitable for all abilities.

[Sunday](#)
1/2 day



**Strip Joint:
African Strip Cloth in a New Light**

Liz Hewitt

This is an illustrated talk on the ancient craft of making African Strip Cloth and Mud Cloth - how it is produced, its traditional uses and Liz's modern approach to create textile art by exploiting the potential of this fabric. It will also introduce Liz's new work using natural pigments to create her own mud cloth.

[Sunday](#)
Lectures & Talks
45 mins



Summer Floral Hoop

Jessica Grady

Learn how to design and stitch your own summer floral hoop design with artist Jessica Grady. You will use a variety of colourful and creative materials to create a floral inspired artwork that you can frame up in a colourful embroidery hoop. Techniques shown within the two-hour class include: layered petal ideas, 3D blooms, wire leaves, and decorative beading and embroidery. This is a hand embroidery and embellishment class and each person will leave the workshop with their own summer floral hoop design. This class is suitable for all abilities as Jessica will go through all the steps and stages to create your designs. All materials provided for £3.50 per person, payable to the tutor on the day. This includes: painted embroidery hoop, fabric base, fabric/textile/paper swatches, hand dyed and painted embellishments, embroidery threads, beads and sequins.

[Saturday](#)
2 hrs Twilight



**Surface Design and Embellishments
for Quilters**

Linda Seward

Surface Design and embellishments are taking today's quilts to new heights of intricacy and appeal. This talk features 35 quilts that have been enhanced through the use of surface design or embellishments. Each technique will be closely examined to see how it complements the quilt on which it was used. We will examine dyeing, slashing, stamping, stencilling, screen and mono printing as well as discharging, foiling and rusting. Acid etching will be explained as will marbling, snow dyeing and cyanotype. We will also see how Angelina fibres can be used on quilts, as well as metal, machine

and hand embroidery, thread painting, couching, beading and bobbin work. Detailed close-ups will provide a good understanding of each technique and how it might enhance your own work.

[Thursday](#)
Lectures & Talks
45 mins



Tactile Twiddling in the Round

Jennie Rayment

Combine colour, shape and form in this unique design, new from the twiddly fingers of Jennie Rayment! Simple to construct yet divertingly different, Machine most of the design but finish if desired by hand. Prepare the panel ready for appliqué to a background material at later date. Ideal for use on quilts, bags and cushions. Full kit and templates provided, cost £8 payable to Jennie on the day. Suitable for all abilities.

[Saturday](#)
2 hrs Twilight



Tessellated Block

Emma Bradford

Learn how to make a two-fabric tessellated block. You will be shown how to make your own tessellated pattern or can choose to use the pattern provide in class. Once you have chosen your design you will be shown how to prepare your fabric and mark out the pattern ready for hand quilting. This block will be hand quilted, with no other sewing required. Once all hand quilting is done, you will be shown how to strategically cut away the fabric to reveal the design. You will have a completely quilted block by the end of class, ready for binding and finishing. Manual dexterity is required for this class. There is also a material charge of £25 payable to the tutor on the day of the class. This is for two 50cm of solid

fabrics, 50cm of Bondaweb, one 50cm calico, a spool of hand quilting thread and hand quilting needle, one 20 inch square of wadding, and one A4 sheet of cardstock. You are also advised to bring a comfortable, well-fitting thimble of your choice. Suitable for intermediate level, those with some knowledge of hand quilting. Booking this one-day class entitles you to free entry to the show on the day of the class.

[Saturday](#)
1 day



Textile Art Using Tyvek
Helen Moyes

Learn paint effects to apply to Heavy Weight Tyvek® then explore the capabilities of this fascinating material. Stitch, including wire to add shape to your leaves or petals. Add shimmer, lustre, and beads then distress with heat to create shape and texture. You will complete all or some of your arrangement within the time but will go away with the skills and materials to complete it at home. This workshop is suitable for those confident in using a straight and zigzag stitch on the sewing machine and is suitable for both those new to Tyvek and to those wanting to develop their techniques. Tyvek can be used in art quilting as well as textile art design. All materials will be provided, cost £7, payable to the tutor on the day.

[Thursday & Friday](#)
1/2 day



Textile Revolution:
Post War Female Designers
Ashley Gray

Ashley Gray, Director of Gray M.C.A an international Gallery specialising in Fashion and Textiles presents a textile story of drama, colour and innovation. The history

of Britain is intricately woven together with the history of textiles. Post War there was a desire for change, colour, and inspiration in the home. This energy and innovation was led by women textile designers destined to revolutionise design world-wide for decades to come. This lecture celebrates their vision that successfully brought Modern and Contemporary art into the home through their designs and truly democratising Modern Art by making it literally a part of the furniture.

[Saturday](#)
Lectures & Talks
1 hour



Textiles and Foiling
Helen Moyes

Use stencils, mix paint colours and learn how to create a 3D texture. Further enhance your design with foils and sparkles. You will go home with your own unique designed bag and some samples. The techniques will be able to be used in your other textile designs, including clothing and quilts. Suitable for beginners, new to this technique. All materials will be provided, cost £6, payable to the tutor on the day.

[Friday](#)
1/2 day



The Magic of Sashiko, The Beauty of Boro
Susan Briscoe

Join Susan Briscoe and let her introduce you to two of her passions - sashiko and boro textiles. On many return trips to Japan, she has taken thousands of photos of these fabulous, tactile pieces, and you can see the details of their fabrics, stitches and textures in a feast of fibres. Starting with her introduction to sashiko through her Japanese neighbours who formed Yuza Sashiko Guild, she will share some of her

favourite pieces, their history, design and construction, with many tips on creating your own sashiko and boro inspired works as we go.

[Friday](#)
Lectures & Talks
45 mins



The Women of Gee's Bend and their Quilts
Andrea Lechner

The women of Gee's Bend are unique in their circumstances and style, having created hundreds of quilts in a state of virtual isolation from the outside world, between the late 19th century and the middle of the 20th. From a purely utilitarian endeavour to the creation of objects of beauty, these women stand alone in the history of quilting. Andrea will share information about these unique people in the illustrated talk.

[Sunday](#)
Lectures & Talks
45 mins



Thread Paint Glorious Autumn Leaves
Stacey Chapman

Learn how to or improve your freehand machine embroidery, exploring different textures and colour blends. Expand your mark making skills, turning your sewing machine into a thread painting tool! You will work with beautiful earthy tones with their endless variants in texture and pattern, printed on the comfort blanket of a printed fabric background, eliminate the daunting blank canvas which will enhance confidence. You will be encouraged to be ambitious and experimental with your mark making and make exciting colour choices. The background allows you to grow your free-motion skills with accuracy and colour use, whilst still using the beauty of the image

below to shine through between your stitches for an impressive finished piece. You will start this project in the class but finish at home. This flexible project can take either one day or one month to complete, depending on your style. Suitable for beginners, new to free motion machine embroidery. Fabric and stabiliser will be provided by the tutor, cost £4.50, payable to the tutor in cash on the day of class. A small supply list is also provided.

[Sunday](#)
1/2 day



Tiny House Streetscapes

Jo Avery

During this class, we will be exploring both tiny piecing and improv piecing in this playful and creative workshop. Using quick piecing techniques we will create a row of tiny buildings with pieces as small as 1/8th of an inch! This is absorbing and intriguing work and will improve your knowledge of general patchwork construction principles. We hope to complete at least one of these adorable panels which can be used later for a pouch, fabric pot or the start of a small quilt. A supply list is provided, OR you can purchase a kit from Jo, priced £12. Please advise her in advance if you want this - contact details are on the supply list. Suitable for intermediate level, those with some knowledge of piecing.

[Friday](#)
2 hrs Twilight



Tiny Stitches Framed in Mini Hoops: Slow Stitching

Helen Moyes

Small is beautiful! Hand stitch mini embroideries with easy-to-learn stitches. Frame your chosen creation in an adorable mini wooden hoop which can be worn as a brooch or necklace. This is a lovely example of the new slow-stitching - mindful relaxing sewing. Suitable for beginners, new to hand embroidery. Materials will be provided, cost

£6, payable to the tutor on the day of class.

[Saturday](#)
1/2 day



Traditional Textile Techniques of West Africa

Mary Sleigh

For centuries West African countries have been admired for their textile skills by artists, designers and makers. I became intrigued by these cloths during my travels and studies in Southern Africa over many years and continue to discover ideas to develop. There's so much to explore: dazzling patterns, vibrant as well as subtle colour combinations, surface texture, stitched techniques and symbolism. To accompany the lecture there will be examples from my personal collection to enjoy the variety, skills and innovation at first hand.

[Thursday](#)
Lectures & Talks
45 mins



Transfer Printed Book

Gillian Cooper

Transfer printing is a fabulous technique for achieving instant, bright colour onto synthetic fabric, relatively mess free. Although some quilters will only use cotton, incorporating a diverse range of fabrics into wall hangings can create interesting surfaces and textures. This workshop will explain how to use transfer paints, including a variety of paint effects; using masks such as leaves; and the differences that can occur due to the individual properties of some of the amazing array of synthetic fabrics available. This knowledge will be put to practical use to make pages that can then be stitched into a fabric book. Suitable for all abilities. Materials will be provided, cost £15, payable in cash to the tutor on the day of class. There is also a small optional supply list. NB: Participants of this class are

entitled to a free entry ticket to the show on the day of class.

[Friday & Saturday](#)
1 day



Walking Foot Quilting

Sarah Ashford

Take a 'walk' with Sarah as she guides you through some clever ways to use a walking foot to produce striking quilting designs. This class will give you a toolkit of ideas and inspiration for future quilting projects. Suitable for all intermediate level, those with some knowledge of quilting. A supply list is provided. NB: Participants of this class are entitled to a free entry ticket to the show on the day of class.

[Friday](#)
1 day



Weave a Landscape

Katharine Wright

This is a wonderful introduction to the beautiful art of weaving, shared by TV star Katharine Wright. This workshop will show you how to set up your loom, different weaving techniques and you will create your own wall hanging to take away inspired the colours and textures we find in our natural world. All materials will be provided, cost £20, payable to the tutor on the day. Suitable for all abilities.

[Friday & Saturday](#)
1/2 day



**Wool Pennies Applique:
Summer Abundance**

Fi Oberon

Using quality felt in lovely summery colours we will cut circles and 'wonky' circles to represent a selection of fruit slices and stitch them onto a square of felt. We will then use snippets of coloured felt, a variety of embroidery stitches and stunning coloured wool and cotton threads to stitch patterns and details, gradually building up a glorious representation of the abundance of summer. Fi Oberon will guide you through a selection of embroidery stitches: you will get to grips with French knots, chain stitch, bullion knots, blanket stitch, spiders web and more. Whilst you are not expected to complete the project in the workshop you will have everything you need to help you finish at home including a colour chart, a stitch chart, the felt, threads and needle. Suitable for all abilities. Materials will be provided, cost £19.50, payable to the tutor in cash on the day of class.

Saturday
1/2 day