

2020 FINAL STANDINGS - ACC WILL COMPETE IN ATLANTIC & COASTAL DIVISIONS IN 2021

Team	ACC Games					Overall					Home	Away	Neut	Streak
	W	L	For	Opp	Pct	W	L	For	Opp	Pct				
Notre Dame	9	0	325	171	1.000	10	2	401	236	.833	6-0	4-0	0-2	Lost 2
Clemson	8	1	411	183	.889	10	2	522	242	.833	6-0	3-1	1-1	Lost 1
Miami	7	2	309	246	.778	8	3	374	297	.727	4-1	4-1	0-1	Lost 2
North Carolina	7	3	424	303	.700	8	4	500	353	.667	5-1	3-2	0-1	Lost 1
NC State	7	3	327	313	.700	8	4	363	350	.667	5-1	3-2	0-1	Lost 1
Pitt	5	5	264	270	.500	6	5	319	270	.545	4-2	2-3	0-0	Won 1
Boston College	5	5	282	291	.500	6	5	306	312	.545	4-2	2-3	0-0	Lost 1
Virginia Tech	5	5	307	315	.500	5	6	342	353	.455	3-3	2-3	0-0	Won 1
Virginia	4	5	252	281	.444	5	5	307	296	.500	5-1	0-4	0-0	Lost 1
Wake Forest	3	4	230	239	.429	4	5	324	295	.444	3-1	1-3	0-1	Lost 3
Georgia Tech	3	6	218	319	.333	3	7	239	368	.300	2-4	1-3	0-0	Lost 2
Louisville	3	7	290	272	.300	4	7	325	293	.364	4-2	0-5	0-0	Won 1
Florida State	2	6	191	300	.250	3	6	232	324	.333	3-2	0-4	0-0	Won 1
Duke	1	9	220	400	.100	2	9	273	419	.182	1-4	1-5	0-0	Lost 4
Syracuse	1	9	175	322	.100	1	10	196	360	.091	1-5	0-5	0-0	Lost 8

*no divisions in 2020 and Notre Dame joined the league for one season due to COVID-19 pandemic.

2021 SCHEDULE (SEPT. 2-6)

Thursday, Sept. 2		Time, TV	Sirius	XM	App/Web
USF at NC State		7:30 p.m., ACCN	133	193	955
Series: NCSU leads series, 2-1; Last meeting: NC State, 49-17 (2014) ACCN: Dave O'Brien (play-by-play), Tim Hasselbeck (analyst), Kelsey Riggs (sideline)					
Friday, Sept. 3		Time, TV	Sirius	XM	App/Web
No. 10 North Carolina at Virginia Tech		6 p.m., ESPN	136	193	955
Series: Virginia Tech leads series, 24-13-6; Last meeting: North Carolina, 56-45 (2020) ESPN: Jason Benetti (play-by-play), Andre Ware (analyst), Paul Carcatera (sideline)					
Duke at Charlotte		7 p.m., CBSSN	132	194	956
Series: Duke leads series, 1-0; Last meeting: Duke, 53-19 (2020) CBSSN: Chris Lewis (play-by-play), Corey Chavous (analyst), Justin Walters (sideline)					
Old Dominion at Wake Forest		7 p.m., ACCN	119	201	964
Series: First meeting ACCN: Drew Carter (play-by-play), Forrest Conoly (analyst), Abby Labar (sideline)					
Saturday, Sept. 4		Time, TV	Sirius	XM	App/Web
Colgate at Boston College		Noon, ACCN	134	193	955
Series: First Meeting ACCN: Chris Cotter (play-by-play), Mark Herzlich (analyst), Jalyn Johnson (sideline)					
No. 14 Miami vs. No. 1 Alabama (Chick-fil-A Kickoff Game, Atlanta, Ga.)		3:30 p.m., ABC	134	193	955
Series: Alabama leads series, 14-3; Last meeting: Alabama, 34-13 (1993) ABC: Sean McDonough (play-by-play), Todd Blackledge (analyst), Todd McShay (sideline), Molly McGrath (sideline)					
UMass at Pitt		4 p.m., ACCN	132	194	956
Series: First meeting ACCN: Wes Durham (play-by-play), Roddy Jones (analyst), Lericia Harris (sideline)					
Syracuse at Ohio		7 p.m., CBSSN	119	207	967
Series: Syracuse leads series, 2-0; Last meeting: Syracuse, 38-0 (1921) CBSSN: Dave Ryan (play-by-play), Aaron Murray (analyst), Brandon Baylor (Sideline).					
No. 3 Clemson vs. No. 5 Georgia (Duke's Mayo Classic, Charlotte, N.C.)		7:30 p.m., ABC	80	80	80
Series: Georgia leads series, 42-18-4; Last meeting: UGA, 45-21 (2014) ABC: Chris Fowler (play-by-play), Kirk Herbstreit (analyst), Holly Rowe (sideline)					
Northern Illinois at Georgia Tech		7:30 p.m., ACCN			990
Series: First meeting ACCN: Dave O'Brien (play-by-play), Tim Hasselbeck (analyst), Kelsey Riggs (sideline)					
William & Mary at Virginia		7:30 p.m., RSN	132	194	956
Series: Virginia leads series, 30-6-1; Last meeting: Virginia, 52-17 (2019) RSN: Tom Werme (play-by-play), James Bates (analyst), Abby Labar (sideline)					
Sunday, Sept. 5		Time, TV	Sirius	XM	App/Web
No. 9 Notre Dame at Florida State		7:30 p.m., ABC	84	84	84
Series: Florida State leads series, 6-4; Last meeting: Notre Dame, 42-26 (2020) ABC: Joe Tessitore (play-by-play), Greg McElroy (analyst), Katie George (sideline)					
Monday, Sept. 6		Time, TV	Sirius	XM	App/Web
Louisville vs. Ole Miss (Chick-fil-A Kickoff Game, Atlanta, Ga.)		8 p.m., ESPN	81	81	81
Series: First meeting ESPN: Rece Davis (play-by-play), Kirk Herbstreit (analyst), Holly Rowe (sideline)					

ACC FOOTBALL QUICK HITS

FIVE DAYS OF FOOTBALL

- The 69th season of ACC Football starts Thursday, Sept. 2, when NC State hosts USF at 7:30 p.m. on ACCN. This promises to be one of the most exciting opening weekends in league history with 13 games over a five-day stretch, including several marquee matchups. No other league plays across five days of the Labor Day Weekend.
- No. 10 North Carolina plays at Virginia Tech in a key early-season Coastal Division clash on Friday at 6 p.m. on ESPN. The last time these two teams played in Blacksburg, the Hokies pulled out a 43-41 victory in six overtimes that stands as the longest game in ACC history.
- No. 3 Clemson faces No. 5 Georgia in the Duke's Mayo Classic at Charlotte's Bank of America Stadium at 7:30 p.m. on the ABC Saturday Night Football Game of the Week presented by Capital One. College GameDay Built by The Home Depot will broadcast live from Charlotte's Romare Bearden Park. GameDay has originated from Charlotte twice previously, both for ACC Championship Games – prior to the 2017 Clemson vs. Miami game and 2020 Clemson vs. Notre Dame contest.
- No. 14 Miami faces reigning national champion and preseason No. 1 Alabama in the first Chick-fil-A Kickoff Game on Saturday at 3:30 p.m. on ABC. It is the first meeting between the two schools since the 1993 Sugar Bowl that decided the national championship.
- The ACC will be the only conference in action on both Sunday and Monday night over the Labor Day Weekend. Florida State hosts No. 9 Notre Dame on Sunday at 7:30 p.m. on ABC. The weekend concludes with Ole Miss and Louisville meeting in a second Chick-fil-A Kickoff Game in Atlanta on Monday at 8 p.m. on ESPN.

THE CONFERENCE OF QUARTERBACKS

- The ACC is the **Conference of Quarterbacks** with 13 of 14 teams returning a quarterback with starting experience in 2021. Pitt's Kenny Pickett leads all conference QBs with 36 career starts, while Miami's D'Eriq King has 33. FSU's McKenzie Milton started 33 games at UCF before transferring to the Seminoles for the 2021 season. Louisville's Malik Cunningham and North Carolina's Sam Howell each have started 25 games.

Career QB Starts in ACC

Name, School	Career Starts
Kenny Pickett, Pitt	36
D'Eriq King, Miami*	33
McKenzie Milton, Florida State*	33
Malik Cunningham, Louisville	25
Sam Howell, North Carolina	25
Sam Hartman, Wake Forest	19
Tommy DeVito, Syracuse	15
Phil Jurkovec, Boston College	10
Jeff Sims, Georgia Tech	10
Brennan Armstrong, Virginia	9
Devin Leary, NC State	8
Jordan Travis, Florida State	6
Braxton Burmeister, Virginia Tech	4
D.J. Uiagalelei, Clemson	2

*started 22 at Houston before transferring to UM

**all 33 starts were at UCF before transferring to FSU

• The ACC placed 11 quarterbacks - tied for most in the country - on the Johnny Unitas Golden Arm Award watch list released Thursday. The Golden Arm Award annually recognizes the top senior or upperclassman quarterback set to graduate with their class.

• The ACC leads all conferences with six quarterbacks on the Davey O'Brien Award Watch List. The Davey O'Brien National Quarterback Award is presented annually to the nation's best college quarterback and is the oldest and most prestigious national quarterback award.


• The ACC leads all conferences with five quarterbacks on the Manning Award Watch list. The Manning Award was created by the Allstate Sugar Bowl in honor of the college football accomplishments of Archie, Peyton and Eli Manning. It is the only quarterback award that includes the candidates' bowl performances in its balloting.

• The ACC led the country with 13 quarterbacks making at least one NFL start in 2020 - Boston College's Matt Ryan (Falcons), Clemson's Deshaun Watson (Texans), Duke's Daniel Jones (Giants), Louisville's Lamar Jackson (Ravens) and Teddy Bridgewater (Panthers), North Carolina's Mitch Trubisky (Bears), NC State's Mike Glennon (Jaguars), Philip Rivers (Colts), Russell Wilson (Seahawks) and Ryan Finley (Bengals), Virginia Tech's Tyrod Taylor (Chargers) and Wake Forest's Kendall Hinton (Broncos) and John Wolford (Rams).

• In the 2021 NFL Draft, Clemson quarterback Trevor Lawrence became the third ACC player to be selected No. 1 overall, joining Jameis Winston (2015, Florida State) and Mario Williams (2006, NC State). Lawrence was selected by the Jacksonville Jaguars.

• Miami's King (73), Florida State's Milton (72) and North Carolina's Howell (68) have the most career touchdown passes among active FBS quarterbacks entering the 2021 season.

• North Carolina's Howell is projected by many analysts to be one of the first players selected in the 2022 NFL Draft. Sporting News ranks Howell the No. 1 prospect in next year's draft, while CBSsports.com has him second and Bleacher Report lists the Tar Heel junior No. 6 overall.



The ACC will feature some of the most experienced quarterbacks in the country in 2021, including (l-r) Pitt's Kenny Pickett (36 career starts), Miami's D'Eriq King (33), Louisville's Malik Cunningham (25) and North Carolina's Sam Howell (25). McKenzie Milton started 33 games at UCF before transferring to FSU for the 2021 season.

IN THE RANKINGS

• No. 3 Clemson, No. 10 North Carolina and No. 14 Miami are ranked in the AP Top 25 preseason college football poll. NC State and Boston College are receiving votes. The Tigers, who posted a 10-2 record last season while earning a postseason playoff berth for the sixth consecutive year, received six first-place votes and 1,447 points to place behind No. 1 Alabama (1,548) and No. 2 Oklahoma (1,462). The Tigers have been ranked in 103 consecutive AP polls, the second-longest active streak in the country.

• Projected to win the ACC's Coastal Division, North Carolina earned its best preseason ranking since being No. 7 in 1997 during coach Mack Brown's first stint with the Tar Heels. Carolina finished last season 8-4 overall and 22nd in the country.

• In the USA Today AFCA coaches top 25 poll, Clemson is No. 2, North Carolina is No. 9 and Miami is No. 16. NC State, Virginia Tech, Pitt, Boston College and Florida State are receiving votes.

ESPN COLLEGE GAMEDAY

• ESPN's College GameDay Built by The Home Depot will broadcast live from Charlotte, North Carolina, on Sept. 4 for the Week 1 game between Clemson and Georgia in the Duke's Mayo Classic at Bank of America Stadium.

• The show will originate from Bearden Park in uptown Charlotte, just a few minutes from Bank of America Stadium, where the Tigers play the Bulldogs at 7:30 p.m., in a highly-anticipated matchup on ABC Saturday Night Football presented by Capital One.

• GameDay has originated from Charlotte twice previously, both for ACC Championship Games: prior to the 2017 (Clemson vs. Miami) and 2020 (Clemson vs. Notre Dame) contests. The broadcast will be Clemson's 28th overall appearance on College GameDay. It also marks the 21st time since the start of the 2015 season Clemson has played at the site of College GameDay, the most appearances for any team.

• GameDay broadcast from an ACC location six times during the 2020 season.

ESPN College GameDay & the ACC in 2020

Sept. 12 - Winston-Salem, N.C. (Clemson 37, Wake 13)
Sept. 19 - Louisville, Ky. (Miami 47, Louisville 34)
Sept. 26 - Miami Gardens, Fla. (Miami 52, FSU 10)
Oct. 10 - Clemson, S.C. (Clemson 42, Miami 17)
Nov. 7 - South Bend, Ind. (Notre Dame 47, Clemson 40)
Dec. 19 - ACC Football Championship Game - Charlotte, N.C. (Clemson 34, Notre Dame 10)

CHASING RECORDS

• North Carolina quarterback Sam Howell has thrown 68 touchdown passes in two seasons in Chapel Hill, which ranks 10th in ACC history and is the most through a sophomore season in league history. Clemson's Tajh Boyd holds the ACC career mark with 107 touchdown passes, while NC State's Philip Rivers ranks second with 95. The record for most TD passes in three seasons is 90 by Clemson's Trevor Lawrence and Deshaun Watson. Howell's 168.76 career pass efficiency mark is currently ahead of Lawrence's ACC record of 164.26.

Rk.	Player, School	Years	TDs
1.	Tajh Boyd, Clemson	2010-13	107
2.	Philip Rivers, NC State	2000-03	95
3.	Deshaun Watson, Clemson	2014-16	90
	Trevor Lawrence, Clemson	2018-20	90
5.	Chris Weinke, Florida State	1997-00	79
6.	Russell Wilson, NC State	2008-10	76
7.	Jacory Harris, Miami	2008-11	70
8.	Brad Kaaya, Miami	2014-16	69
	Lamar Jackson, Louisville	2015-17	69
10.	Darian Durant, North Carolina	2001-04	68
	Sam Howell, North Carolina	2019-present	68

RETURNING ALL-CONFERENCE

• Led by first-team selections Zay Flowers (WR) of Boston College, Bryan Bresee (DT) of Clemson and Payton Wilson (LB) of NC State, the ACC returns 25 players who earned first-, second-, or third-team All-ACC honors from a year ago. Another 27 who were honorable-mention picks also return.

INCOMING IMPACT PLAYERS

• According to The Athletic, eight of the top 16 college football transfers "poised to make the greatest impact on the upcoming season" are entering the ACC. They include No. 3 Tyrique Stevenson, DB, Miami; No. 4 Jermaine Johnson, DE, Florida State; No. 10 Charleston Rambo, WR, Miami; No. 12 McKenzie Milton, QB, Florida State; No. 13 Ty Chandler, RB, North Carolina; No. 14 Kenderick Duncan Jr., DB, Louisville; No. 15 Deandre Johnson, DE, Miami; No. 16 Keion White, DE, Georgia Tech.

ACC FOOTBALL SCHEDULE NOTES

• The ACC's non-conference schedule continues to be among the most difficult in the country. The ACC will play 23 non-conference Power 5 opponents (including Notre Dame) in 2021 - the most in the country.

• The ACC will play 13 non-conference games against teams ranked in the final 2020 AP Top 25 poll. All 14 teams play at least one Power 5 non-conference opponent, while nine teams - Clemson, Duke, Florida State, Georgia Tech, Louisville, Miami, North Carolina, Virginia and Virginia Tech - play two.



2021 SUBWAY ACC FCG LOGO REVEALED

On Aug. 26, the ACC revealed the 2021 [Subway ACC Football Championship Game logo](#) on its football Twitter account (@ACCFootball) as part of a 100-day countdown to the event. Subway will be the title sponsor of the 2021 and 2022 ACC Football Championship games. This year's game is set for Saturday, Dec. 4 at Bank of America Stadium in Charlotte, North Carolina, and will be televised by ABC. Game time will be determined at a later time.

Three of the eight "must-watch" non-conference football games in the country this year involve an ACC team, according to Bleacher Report. The games noted are Clemson vs. Georgia in the Duke's Mayo Classic in Charlotte, North Carolina, on Sept. 4 (top-ranked game to watch); North Carolina at Notre Dame on Oct. 30 (No. 5) and Miami vs. Alabama in the Chick-fil-A Kickoff Game in Atlanta on Sept. 4 (No. 7).

2021 PRESEASON ALL-ACC TEAMS

Six-time defending champion Clemson leads all schools with eight players on the 27-member 2021 All-ACC Preseason Football Team, while North Carolina junior quarterback Sam Howell was voted the ACC Preseason Player of the Year.

2021 Preseason All-ACC Football Team (total votes)

Offense

QB Sam Howell, North Carolina (118)
RB Zonovan Knight, NC State (96)
RB Mataeo Durant, Duke (49)
WR Justyn Ross, Clemson (110)
WR Zay Flowers, Boston College (101)
WR Jaquarii Roberson, Wake Forest (80)
TE James Mitchell, Virginia Tech (77)
AP Jahmyr Gibbs, Georgia Tech (56)
OT Ikem Ekwonu, NC State (83)
OT Jordan McFadden, Clemson (53)
OG Zion Johnson, Boston College (82)
OG Joshua Ezeudu, North Carolina (56)
C Alec Lindstrom, Boston College (77)

Defense

DE Myles Murphy, Clemson (108)
DE Amare' Barno, Virginia Tech (63)
DT Bryan Bresee, Clemson (120)
DT Tyler Davis, Clemson (53)
LB Payton Wilson, NC State (99)
LB James Skalski, Clemson (95)
LB Nick Jackson, Virginia (37)
CB Andrew Booth Jr., Clemson (86)
CB Tony Grimes, North Carolina (55)
S Bubba Bolden, Miami (100)
S Nolan Turner, Clemson (85)

Specialists

PK Nick Sciba, Wake Forest (69)
P Lou Hedley, Miami (84)
SP Jahmyr Gibbs, Georgia Tech (60)

Preseason Player of the Year

Sam Howell, QB, North Carolina, 114

CLEMSON PICKED TO WIN ACC

Clemson was an overwhelming preseason favorite to claim its seventh consecutive ACC football title, according to a preseason poll of 147 media voters. The Tigers, who posted a 10-2 record last season while earning a postseason playoff berth for the sixth consecutive year, were also chosen as likely Atlantic Division winners. North Carolina was picked to finish atop the Coastal Division following an eight-win 2020 season that culminated with the program's first-ever berth in the Orange Bowl.

ACC Preseason Poll (147 total votes)

Overall Champion

Clemson - 125
North Carolina - 16

Miami - 3
Virginia - 1
Georgia Tech - 1
NC State - 1

Atlantic Division

(First-place votes in parenthesis)
Clemson - 1,028 (146)
NC State - 804 (1)
Boston College - 638
Florida State - 510
Wake Forest - 472
Louisville - 462
Syracuse - 202

Coastal Division

(First-place votes in parenthesis)
North Carolina - 979 (109)
Miami - 881 (28)
Virginia Tech - 582 (3)
Pitt - 576 (1)
Virginia - 540 (2)
Georgia Tech - 340 (4)
Duke - 218

ACC, BIG TEN & PAC-12 ANNOUNCE ALLIANCE

On Aug. 24, the ACC, Big Ten and Pac-12 announced an historic alliance that will bring 41 world-class institutions together on a collaborative approach surrounding the future evolution of college athletics and scheduling. The alliance – which was unanimously supported by the presidents, chancellors and athletics directors at all 41 institutions – will be guided in all cases by a commitment to, and prioritization of, supporting student-athlete well-being, academic and athletic opportunities, experiences and diverse educational programming. The three conferences are grounded in their support of broad-based athletic programs, the collegiate model and opportunities for student-athletes as part of the educational missions of the institutions.

AROUND THE ACC

▼ **Boston College:** QB Phil Jurkovec has been named to both the Davey O'Brien (top QB) and Maxwell Award (top player) watch list. Jurkovec's 2,558 passing yards over his first 10 starts a year ago were the most by any BC quarterback in school history.

▼ **Clemson:** QB D.J. Uiagalelei enters the season with the nation's longest active streak of pass attempts (117) without an interception. Former Clemson running back C.J. Spiller will be honored for his College Football Hall of Fame selection in an in-stadium presentation at halftime of Clemson's home opener against South Carolina State on Sept. 11.

▼ **Duke:** The Blue Devils are the only ACC team that does not return a quarterback with any starting experience. Graduate student Gunnar Holmberg is the most experienced QB on the roster, completing 18 of 25 attempts for 161 yards in seven career games.

▼ **Florida State:** Both Jordan Travis and McKenzie Milton are expected to play Sunday when the Seminoles host No. 9 Notre Dame. Milton has 33 career starts (all at UCF), while Travis started six games last year. Florida State is celebrating its 75th season of football in 2021.

▼ **Georgia Tech:** Tariq Carpenter, Malachi Carter, Jordan Mason, Tre Swilling, Juanyeh Thomas and Keion White are all on the official "Big Board" for the 2022 NFLPA Collegiate Bowl.

▼ **Louisville:** Louisville has not been shut out in 260 games, which marks the 11th-longest scoring streak in the country. The Cardinals own the second longest streak in the ACC behind Virginia Tech.

▼ **Miami:** QB D'Eriq King completed 20 of 26 pass attempts for 317 yards, five touchdowns and no interceptions in the team's final scrimmage as the Hurricanes prepared for No. 1 Alabama.

▼ **North Carolina:** No. 10 North Carolina is ranked in the top 10 in the AP Preseason Top 25 poll for the first time since 1997 during Mack Brown's first stint in Chapel Hill.

▼ **NC State:** Called "the most feared lineman in the ACC" by The Athletic, OT Ickey Ekwonu anchors a Wolfpack offensive line that also features Rimington Award candidate Grant Gibson at center.

▼ **Pitt:** Last year, QB Kenny Pickett ranked second in the ACC and 15th nationally in completions per game (22.56). He also ranked third in the ACC and 21st nationally in passing yards per game (267.6).

▼ **Syracuse:** WR Taj Harris enters the 2021 campaign tied with Marvin Harrison for sixth on Syracuse's career receiving lists.

▼ **Virginia:** Last season, QB Brennan Armstrong tied for the FBS lead with the most single-season games (6) with 200-plus yards passing and 45-plus yards rushing.

▼ **Virginia Tech:** Braxton Burmeister enters Friday's game against North Carolina with a 3-1 record as the Hokies' starting QB. Burmeister's father was a linebacker at UNC from 1983-86.

▼ **Wake Forest:** Lou Groza Award candidate Nick Sciba has made his last 12 consecutive field goals, which is the third-longest active streak in the country. Sciba holds the NCAA record with 34 consecutive field goals made.

WEEK 1

Thursday, Sept. 2

USF at NC State..... 7:30 p.m., ACCN

Friday, Sept. 3

No. 10 North Carolina at Virginia Tech 6 p.m., ESPN
Duke at Charlotte..... 7 p.m., CBSN
Old Dominion at Wake Forest 7 p.m., ACCN

Saturday, Sept. 4

Colgate at Boston College..... Noon, ACCN
No. 14 Miami vs. No. 1 Alabama 3:30 p.m., ABC
(Chick-fil-A Kickoff Game, Atlanta, Ga.) 3:30 p.m., ABC
UMass at Pitt 4 p.m., ACCN
Syracuse at Ohio 7 p.m., CBSN
No. 3 Clemson vs. No. 5 Georgia 7:30 p.m., ABC
(Duke's Mayo Classic, Charlotte, N.C.) 7:30 p.m., ABC
Northern Illinois at Georgia Tech..... 7:30 p.m., ACCN
William & Mary at Virginia 7:30 p.m., RSN

Sunday, Sept. 5

No. 9 Notre Dame at Florida State 7:30 p.m., ABC

Monday, Sept. 6

Louisville vs. Ole Miss (Chick-fil-A Kickoff Game, Atlanta, Ga.) 8 p.m., ESPN

WEEK 2

Friday, Sept. 10

North Carolina A&T at Duke 8 p.m., ACCN

Saturday, Sept. 11

Boston College at UMass..... TBD
Illinois at Virginia 11 a.m., ACCN
Kennesaw State at Georgia Tech Noon, RSN
Pitt at Tennessee Noon, ESPN
Norfolk State at Wake Forest..... Noon, ACCN
Rutgers at Syracuse 2 p.m., ACCN
Middle Tennessee at Virginia Tech 2 p.m., ACCN
South Carolina State at Clemson 5 p.m., ACCN
Eastern Kentucky at Louisville 7 p.m., ACCN
Appalachian State at Miami 7 p.m., ESPN2 or ESPN
NC State at Mississippi State 7 p.m., ESPN2 or ESPN
Georgia State at North Carolina 7:30 p.m., RSN
Jacksonville State at Florida State..... 8 p.m., ACCN

WEEK 3

Friday, Sept. 17

UCF at Louisville 7:30 p.m., ESPN

Saturday, Sept. 18

Boston College at Temple Noon, ESPN2 or ESPN
Michigan State at Miami Noon, ABC or ESPN
Western Michigan at Pitt Noon, RSN
Albany at Syracuse..... Noon, ACCN
Virginia Tech at West Virginia Noon, FS1
Georgia Tech at Clemson 3:30 p.m., ABC or ESPN
Florida State at Wake Forest..... 3:30 p.m., ABC or ESPN
Northwestern at Duke 4 p.m., ACCN
Virginia at North Carolina 7:30 p.m., ACCN
Furman at NC State 7:30 p.m., RSN

WEEK 4

Friday, Sept. 24

Wake Forest at Virginia..... 7 p.m., ESPN2
Liberty at Syracuse 8 p.m., ACCN

Saturday, Sept. 25

Missouri at Boston College
Clemson at NC State
Kansas at Duke
Louisville at Florida State
North Carolina at Georgia Tech
Central Connecticut at Miami
New Hampshire at Pitt
Richmond at Virginia Tech

WEEK 5

Thursday, Sept. 30

Virginia at Miami 7:30 p.m., ESPN

Saturday, Oct. 2

Boston College at Clemson..... TBD, ACCN
Duke at North Carolina
Syracuse at Florida State
Pitt at Georgia Tech
Louisville at Wake Forest
Louisiana Tech at NC State

WEEK 6

Saturday, Oct. 9

Georgia Tech at Duke
Florida State at North Carolina
Virginia at Louisville
Wake Forest at Syracuse
Notre Dame at Virginia Tech..... TBD, ACCN

WEEK 7

Friday, Oct. 15

Clemson at Syracuse..... 7 p.m., ESPN

Saturday, Oct. 16

NC State at Boston College
Duke at Virginia
Miami at North Carolina
Pitt at Virginia Tech

WEEK 8

Saturday, Oct. 23

Boston College at Louisville
Clemson at Pitt
UMass at Florida State
Georgia Tech at Virginia
NC State at Miami
Syracuse at Virginia Tech
Wake Forest at Army

WEEK 9

Saturday, Oct. 30

Boston College at Syracuse
Florida State at Clemson
Duke at Wake Forest
Virginia Tech at Georgia Tech
Louisville at NC State
Miami at Pitt
North Carolina at Notre Dame 7:30 p.m., NBC
Virginia at BYU

WEEK 10

Friday, Nov. 5

Virginia Tech at Boston College 7:30 p.m., ESPN2

Saturday, Nov. 6

Clemson at Louisville
Pitt at Duke
NC State at Florida State
Georgia Tech at Miami
Wake Forest at North Carolina (non-conference)

WEEK 11

Thursday, Nov. 11

North Carolina at Pitt..... 7:30 p.m., ESPN

Saturday, Nov. 13

Boston College at Georgia Tech
UConn at Clemson
Duke at Virginia Tech
Miami at Florida State
Syracuse at Louisville
NC State at Wake Forest
Notre Dame at Virginia

WEEK 12

Thursday, Nov. 18

Louisville at Duke..... 7:30 p.m., ESPN

Saturday, Nov. 20

Florida State at Boston College
Wake Forest at Clemson
Georgia Tech at Notre Dame 2:30 p.m., NBC
Virginia Tech at Miami
Wofford at North Carolina
Syracuse at NC State
Virginia at Pitt

WEEK 13

Friday, Nov. 26

North Carolina at NC State ... 3:30 or 7:30 p.m., ABC or ESPN

Saturday, Nov. 27

Wake Forest at Boston College
Clemson at South Carolina
Miami at Duke
Florida State at Florida
Georgia at Georgia Tech
Kentucky at Louisville
Pitt at Syracuse
Virginia Tech at Virginia

SUBWAY ACC FOOTBALL CHAMPIONSHIP GAME

Saturday, Dec. 4

Subway ACC Football Championship Game TBD, ABC
Charlotte, N.C. • Bank of America Stadium

2021 TEAM-BY-TEAM SCHEDULES



BOSTON COLLEGE

Date	Opponent
Sept. 4	Colgate..... Noon, ACCN
Sept. 11	at UMass..... TBD
Sept. 18	at Temple..... Noon, ESPN2/ESPNU
Sept. 25	Missouri..... TBD, ACCN
Oct. 2	at Clemson..... TBD, ACCN
Oct. 16	NC State..... TBD, ACCN
Oct. 23	at Louisville..... TBD, ACCN
Oct. 30	at Syracuse..... TBD, ACCN
Nov. 5	Virginia Tech (Fri.)..... 7:30 p.m., ESPN2
Nov. 13	at Georgia Tech..... TBD, ACCN
Nov. 20	Florida State..... TBD, ACCN
Nov. 27	Wake Forest..... TBD, ACCN

CLEMSON

Date	Opponent
Sept. 4	Duke's Mayo Classic
Sept. 4	vs. No. 5 Georgia..... 7:30 p.m., ABC
Sept. 11	South Carolina State..... 5 p.m., ACCN
Sept. 18	Georgia Tech..... 3:30 p.m., ABC/ESPN
Sept. 25	at NC State..... TBD, ACCN
Oct. 2	Boston College..... TBD, ACCN
Oct. 15	at Syracuse (Fri.)..... 7 p.m., ESPN
Oct. 23	at Pitt..... TBD, ACCN
Oct. 30	Florida State..... TBD, ACCN
Nov. 6	at Louisville..... TBD, ACCN
Nov. 13	UConn..... TBD, ACCN
Nov. 20	Wake Forest..... TBD, ACCN
Nov. 27	at South Carolina..... TBD, ACCN

DUKE

Date	Opponent
Sept. 3	at Charlotte (Fri.)..... 7 p.m., CBSSN
Sept. 10	North Carolina A&T (Fri.)..... 8 p.m., ACCN
Sept. 18	Northwestern..... 4 p.m., ACCN
Sept. 25	Kansas..... TBD, ACCN
Oct. 2	at North Carolina..... TBD, ACCN
Oct. 9	Georgia Tech..... TBD, ACCN
Oct. 16	at Virginia..... TBD, ACCN
Oct. 30	at Wake Forest..... TBD, ACCN
Nov. 6	Pitt..... TBD, ACCN
Nov. 13	at Virginia Tech..... TBD, ACCN
Nov. 18	Louisville (Thurs.)..... 7:30 p.m., ESPN
Nov. 27	Miami..... TBD, ACCN

FLORIDA STATE

Date	Opponent
Sept. 5	No. 9 Notre Dame (Sun.)..... 7:30 p.m., ABC
Sept. 11	Jacksonville State..... 8 p.m., ACCN
Sept. 18	at Wake Forest..... 3:30 p.m., ABC/ESPN
Sept. 25	Louisville..... TBD, ACCN
Oct. 2	Syracuse..... TBD, ACCN
Oct. 9	at North Carolina..... TBD, ACCN
Oct. 23	UMass..... TBD, ACCN
Oct. 30	at Clemson..... TBD, ACCN
Nov. 6	NC State..... TBD, ACCN
Nov. 13	Miami..... TBD, ACCN
Nov. 20	at Boston College..... TBD, ACCN
Nov. 27	at Florida..... TBD, ACCN

GEORGIA TECH

Date	Opponent
Sept. 4	Northern Illinois..... 7:30 p.m., ACCN
Sept. 11	Kennesaw State..... Noon, RSN
Sept. 18	at Clemson..... 3:30 p.m., ABC/ESPN
Sept. 25	North Carolina..... TBD, ACCN
Oct. 2	Pitt..... TBD, ACCN
Oct. 9	at Duke..... TBD, ACCN
Oct. 23	at Virginia..... TBD, ACCN
Oct. 30	Virginia Tech..... TBD, ACCN
Nov. 6	at Miami..... TBD, ACCN
Nov. 13	Boston College..... TBD, ACCN
Nov. 20	at Notre Dame..... 2:30 p.m., NBC
Nov. 27	Georgia..... TBD, ACCN

LOUISVILLE

Date	Opponent
Sept. 6	Chick-fil-A Kickoff Game
Sept. 6	vs. Ole Miss (Mon.)..... 8 p.m., ESPN
Sept. 11	Eastern Kentucky..... 7 p.m., ACCNX
Sept. 17	UCF (Fri.)..... 7:30 p.m., ESPN
Sept. 25	at Florida State..... TBD, ACCN
Oct. 2	at Wake Forest..... TBD, ACCN
Oct. 9	Virginia..... TBD, ACCN
Oct. 23	Boston College..... TBD, ACCN
Oct. 30	at NC State..... TBD, ACCN
Nov. 6	Clemson..... TBD, ACCN
Nov. 13	Syracuse..... TBD, ACCN
Nov. 18	at Duke (Thurs.)..... 7:30 p.m., ESPN
Nov. 27	Kentucky..... TBD, ACCN

MIAMI

Date	Opponent
Sept. 4	Chick-fil-A Kickoff Game
Sept. 4	vs. No. 1 Alabama..... 3:30 p.m., ABC
Sept. 11	Appalachian State..... 7 p.m., ESPN2/ESPNU
Sept. 18	Michigan State..... Noon, ABC/ESPN
Sept. 25	Central Connecticut..... TBD, ACCN
Sept. 30	Virginia (Thurs.)..... 7:30 p.m., ESPN
Oct. 16	at North Carolina..... TBD, ACCN
Oct. 23	NC State..... TBD, ACCN
Oct. 30	at Pitt..... TBD, ACCN
Nov. 6	Georgia Tech..... TBD, ACCN
Nov. 13	at Florida State..... TBD, ACCN
Nov. 20	Virginia Tech..... TBD, ACCN
Nov. 27	at Duke..... TBD, ACCN

NORTH CAROLINA

Date	Opponent
Sept. 3	at Virginia Tech (Fri.)..... 6 p.m., ESPN
Sept. 11	Georgia State..... 7:30 p.m., RSN
Sept. 18	Virginia..... 7:30 p.m., ACCN
Sept. 25	at Georgia Tech..... TBD, ACCN
Oct. 2	Duke..... TBD, ACCN
Oct. 9	Florida State..... TBD, ACCN
Oct. 16	Miami..... TBD, ACCN
Oct. 30	at Notre Dame..... 7:30 p.m., NBC
Nov. 6	Wake Forest (non-conference)..... TBD, ACCN
Nov. 11	at Pitt (Thurs.)..... 7:30 p.m., ESPN
Nov. 20	Wofford..... TBD, ACCN
Nov. 26	at NC State (Fri.)... 3:30/7:30 p.m., ABC/ESPN

NC STATE

Date	Opponent
Sept. 2	USF (Thurs.)..... 7:30 p.m., ACCN
Sept. 11	at Mississippi State..... 7 p.m., ESPN2/ESPNU
Sept. 18	Furman..... 7:30 p.m., RSN
Sept. 25	Clemson..... TBD, ACCN
Oct. 2	Louisiana Tech..... TBD, ACCN
Oct. 16	at Boston College..... TBD, ACCN
Oct. 23	at Miami..... TBD, ACCN
Oct. 30	Louisville..... TBD, ACCN
Nov. 6	at Florida State..... TBD, ACCN
Nov. 13	at Wake Forest..... TBD, ACCN
Nov. 20	Syracuse..... TBD, ACCN
Nov. 26	North Carolina (Fri.) 3:30/7:30 p.m., ABC/ESPN

PITT

Date	Opponent
Sept. 4	UMass..... 4 p.m., ACCN
Sept. 11	at Tennessee..... Noon, ESPN
Sept. 18	Western Michigan..... Noon, RSN
Sept. 25	New Hampshire..... TBD, ACCN
Oct. 2	at Georgia Tech..... TBD, ACCN
Oct. 16	at Virginia Tech..... TBD, ACCN
Oct. 23	Clemson..... TBD, ACCN
Oct. 30	Miami..... TBD, ACCN
Nov. 6	at Duke..... TBD, ACCN
Nov. 11	North Carolina (Thurs.)..... 7:30 p.m., ESPN
Nov. 20	Virginia..... TBD, ACCN
Nov. 27	at Syracuse..... TBD, ACCN

SYRACUSE

Date	Opponent
Sept. 4	at Ohio..... 7 p.m., CBSSN
Sept. 11	Rutgers..... 2 p.m., ACCN
Sept. 18	Albany..... Noon, ACCN
Sept. 24	Liberty (Fri.)..... 8 p.m., ACCN
Oct. 2	at Florida State..... TBD, ACCN
Oct. 9	Wake Forest..... TBD, ACCN
Oct. 15	Clemson (Fri.)..... 7 p.m., ESPN
Oct. 23	at Virginia Tech..... TBD, ACCN
Oct. 30	Boston College..... TBD, ACCN
Nov. 13	at Louisville..... TBD, ACCN
Nov. 20	at NC State..... TBD, ACCN
Nov. 27	Pitt..... TBD, ACCN

VIRGINIA

Date	Opponent
Sept. 4	William & Mary..... 7:30 p.m., RSN
Sept. 11	Illinois..... 11 a.m., ACCN
Sept. 18	at North Carolina..... 7:30 p.m., ACCN
Sept. 24	Wake Forest (Fri.)..... 7 p.m., ESPN2
Sept. 30	at Miami (Thurs.)..... 7:30 p.m., ESPN
Oct. 9	at Louisville..... TBD, ACCN
Oct. 16	Duke..... TBD, ACCN
Oct. 23	Georgia Tech..... TBD, ACCN
Oct. 30	at BYU..... TBD, ACCN
Nov. 13	Notre Dame..... TBD, ACCN
Nov. 20	at Pitt..... TBD, ACCN
Nov. 27	Virginia Tech..... TBD, ACCN

VIRGINIA TECH

Date	Opponent
Sept. 3	No. 10 North Carolina (Fri.)..... 6 p.m., ESPN
Sept. 11	Middle Tennessee..... 2 p.m., ACCNX
Sept. 18	at West Virginia..... Noon, FS1
Sept. 25	Richmond..... TBD, ACCN
Oct. 9	Notre Dame..... TBD, ACCN
Oct. 16	Pitt..... TBD, ACCN
Oct. 23	Syracuse..... TBD, ACCN
Oct. 30	at Georgia Tech..... TBD, ACCN
Nov. 5	at Boston College (Fri.)..... 7:30 p.m., ESPN2
Nov. 13	Duke..... TBD, ACCN
Nov. 20	at Miami..... TBD, ACCN
Nov. 27	at Virginia..... TBD, ACCN

WAKE FOREST

Date	Opponent
Sept. 3	Old Dominion (Fri.)..... 7 p.m., ACCN
Sept. 11	Norfolk State..... Noon, ACCNX
Sept. 18	Florida State..... 3:30 p.m., ABC/ESPN
Sept. 24	at Virginia (Fri.)..... 7 p.m., ESPN2
Oct. 2	Louisville..... TBD, ACCN
Oct. 9	at Syracuse..... TBD, ACCN
Oct. 23	at Army..... TBD, ACCN
Oct. 30	Duke..... TBD, ACCN
Nov. 6	at North Carolina (non-conference)..... TBD, ACCN
Nov. 13	NC State..... TBD, ACCN
Nov. 20	at Clemson..... TBD, ACCN
Nov. 27	at Boston College..... TBD, ACCN



COACHING RECORDS

Career Victories - Active Coaches

Pl.	Name, School	Wins
1.	Mack Brown, North Carolina (ACC)	259
2.	Nick Saban, Alabama (SEC)	256
3.	Brian Kelly, Notre Dame (ACC)	252
4.	Willie Fritz, Tulane (AAC)	183
5.	Kirk Ferentz, Iowa (Big Ten)	180
6.	Gary Patterson, TCU (Big 12)	178
7.	Frank Solich, Ohio (MAC)	173
8.	Chris Creighton, Eastern Michigan (MAC)	169
9.	Skip Holtz, Louisiana Tech (C-USA)	149
10.	Lance Leipold, Kansas (Big 12)	146
11.	Mike Leach, Mississippi State (SEC)	143
12.	Craig Bohl, Wyoming (MW)	142
13.	Dabo Swinney, Clemson (ACC)	140
14.	Mike Gundy, Oklahoma State (Big 12)	137
15.	Kyle Whittingham, Utah (Pac-12)	134
16.	Dave Clawson, Wake Forest (ACC)	130
17.	Bronco Mendenhall, Virginia (ACC)	129
18.	David Cutcliffe, Duke (ACC)	118
19.	Jimbo Fisher, Texas A&M (SEC)	109
20.	Jim Harbaugh, Michigan (Big Ten)	107
21.	Chuck Martin, Miami (Ohio) (MAC)	106
22.	Pat Fitzgerald, Northwestern (Big Ten)	106
23.	Randy Edsall, UConn (AAC)	102
24.	Ken Niumatalolo, Navy (AAC)	101
	Troy Calhoun, Air Force (MW)	101

Career Winning Percentage - Active Coaches

Pl.	Name, School	Record	Pct.
1.	Dabo Swinney, Clemson	140-33	.809
2.	Nick Saban, Alabama	256-65-1	.797
3.	Lance Leipold, Buffalo	146-39	.789
4.	Kirby Smart, Georgia	52-14	.788
5.	Jimbo Fisher, Texas A&M	109-33	.768
6.	Bryan Harsin, Boise State	76-24	.760
7.	Brian Kelly, Notre Dame	252-95-2	.725
8.	David Shaw, Stanford	90-36	.714
9.	Tom Herman, Texas	54-22	.711
10.	Gary Patterson, TCU	178-74	.706
11.	Jim Harbaugh, Michigan	107-49	.686
12.	Mike Gundy, Oklahoma State	137-67	.672
13.	Kyle Whittingham, Utah	134-66	.670
14.	Gus Malzahn, UCF	77-38	.670
15.	Chuck Martin, Miami (Ohio)	106-53	.667
16.	Chip Kelly, UCLA	56-28	.667
17.	Paul Chryst, Wisconsin	75-38	.664
18.	Bill Clark, UAB	51-26	.662
19.	Mack Brown, North Carolina	259-132-1	.662
20.	Clay Helton, USC	45-23	.662
21.	James Franklin, Penn State	84-43	.661
22.	Luke Fickell, Cincinnati	41-21	.661
	Mike Norvell, FSU	41-21	.661
24.	Craig Bohl, Wyoming	142-76	.651
25.	Jason Candle, Toledo	38-21-0	.644

ACC COACHING NOTES

■ Among active coaches, Clemson's Dabo Swinney, Florida State's Mike Norvell and North Carolina's Mack Brown rank among the top 25 in the nation in career winning percentage. Swinney's .809 winning percentage leads the nation.

■ Two of the five active coaches to win a national title reside in the ACC. Dabo Swinney led Clemson to national titles in 2016 and 2018. North Carolina's Mack Brown won a national title at Texas in 2005.

■ Clemson head coach Dabo Swinney is one win shy of FSU's Bobby Bowden's ACC mark for bowl victories, which includes CFP National Championship Games. Bowden leads with 11 Bowl/CFP wins during his tenure in the ACC. Swinney ranks second with 10. Louisville's Scott Satterfield is 4-0 with three bowl victories at Appalachian State and last year's win over Mississippi State in the Music City Bowl.

■ Mack Brown's 14 bowl victories at Texas (10) and North Carolina (4) rank fourth all-time and second among active coaches. Dabo Swinney's 10 bowl wins are fifth among active coaches, while Duke's David Cutcliffe and Virginia's Bronco Mendenhall are tied for 10th with seven bowl victories.

■ Five current league coaches have won ACC Coach of the Year honors - North Carolina's Mack Brown in 1996, Duke's David Cutcliffe in 2012 & 2013, Clemson's Dabo Swinney in 2015 & 2018, Virginia Tech's Justin Fuente in 2016 and Louisville's Scott Satterfield in 2019.

2021 ACC FOOTBALL TIEBREAKER POLICY

If more than one team in the same division is tied for the best winning percentage in its Conference games, the procedures listed below will be followed to determine the division's representative in the ACC Championship Game:

Two-Team Tie:

1. Head-to-head competition between the two tied teams.
2. Win percentage of the tied teams within the division.
3. Head-to-head competition versus the team within the division with the best overall win percentage. (Divisional and non-divisional) and proceeding through the division. Multiple ties within the division will be broken from first-to-last using the league's tiebreaking procedures.
4. Overall win percentage versus all common non-divisional opponents.
5. Combined win percentage vs. all non-divisional opponents.
6. Win percentage versus common non-divisional opponents based on their order of finish (overall conference win percentage) and proceeding through other common non-divisional teams based upon their divisional order of finish.
7. The tied team with the higher ranking by the Team Rating Score metric provided by SportSource Analytics following the conclusion of regular season games.
8. The representative shall be chosen by a draw as administered by the Commissioner or the Commissioner's designee.

Three-Team (or More) Team Tie

(Once a team is eliminated from the tie, the tie-breaker procedures restart for the remaining teams. If the three (or more) team tie can be reduced to two teams, the two-team tiebreaker format will then be applied.)

1. Combined head-to-head win percentage among the tied teams.
2. Win percentage of the tied teams within the division.
3. Head-to-head competition versus the team within the division with the best overall (divisional and non-divisional) Conference win percentage, and proceeding through the division. Multiple ties within the division will be broken first to last, using the league's tie-breaker policies.
4. Combined win percentage versus all common non-divisional opponents.
5. Overall win percentage versus non-divisional opponents.
6. Win percentage versus common non-divisional opponents based upon their order of finish (overall win percentage) and proceeding through other common non-divisional opponents based upon their divisional order of finish.
7. The tied team with the higher ranking by the Team Rating Score metric provided by SportSource Analytics following the conclusion of regular season games.
8. The representative shall be chosen by a draw as administered by the Commissioner or the Commissioner's designee.

NATIONAL CHAMPIONSHIPS

- The ACC has won seven national championships in football, men's basketball, women's basketball and baseball since 2015. The ACC is the only conference to win each of those four titles over that stretch.
- The ACC has won three of the last eight football national titles and three of the last six men's basketball national championships (most of any conference) since 2015.
- The ACC has had a team in either the College Football Playoff or the BCS National Championship Game in each of the past eight years.
- Clemson (15-0) won the league's eighth football national championship in 2018 with a 44-16 win over previously unbeaten Alabama. The 28-point margin of victory was the largest over a No. 1 ranked team in ACC history.

ACC FCG IN CHARLOTTE

- In April 2018, the ACC and the Charlotte Sports Foundation announced a 10-year agreement that will keep the ACC Football Championship Game in Charlotte through the 2030 season. The game will be played annually at Bank of America Stadium on the first Saturday in December.
- The ACC Football Championship Game has sold out four times in Charlotte (2010, 2011, 2015, 2017, 2020).
- The economic impact of the 2019 game was close to \$30 million.
- Eleven different ACC teams have played in the game since its inception in 2005. Clemson leads all teams with eight appearances, followed by Virginia Tech (6) and Florida State (5).

BOWL SUCCESS

- In addition to CFP participants Clemson and Notre Dame, four additional ACC teams played in a bowl game in 2020 - North Carolina in the Capital One Orange Bowl, Miami in the Cheez-It Bowl, NC State in the TaxSlayer Gator Bowl and Wake Forest in the Duke's Mayo Bowl. It was the 20th consecutive season in which the ACC earned at least six bowl bids. The ACC ranks second among all conferences with 143 bowl appearances since 2005.
- Six different ACC teams have played in the prestigious Capital One Orange Bowl since 2013 - Clemson in 2013 & 2015, Georgia Tech in 2014, Florida State in 2016, Miami in 2017, Virginia in 2019 and North Carolina in 2020.
- A nation's best 10 ACC teams played a postseason bowl game following the 2019 season - Boston College (TicketSmarter Bowl), Clemson (CFP), Florida State (Tony the Tiger Sun Bowl), Louisville (Franklin American Mortgage Music City Bowl), Miami (Walk-On's Independence Bowl), North Carolina (Military Bowl presented by Northrop Grumman), Pitt (Quick Lane Bowl), Virginia (Capital One Orange Bowl), Virginia Tech (Belk Bowl) and Wake Forest (New Era PinStripe Bowl).

BOWL PARTNERSHIPS

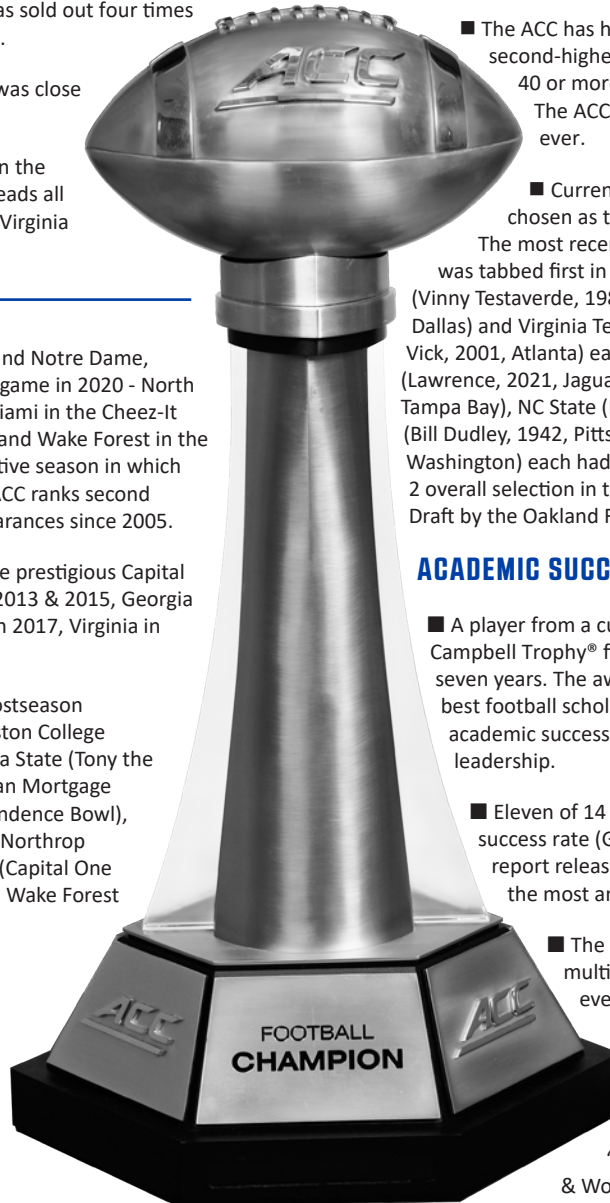
- The ACC is in its seventh year of a 12-year agreement with the Capital One Orange Bowl, which will host an ACC team—either its champion or next available team—in all years when the Orange Bowl is not a semifinal site for the College Football Playoff. The opponent will be the highest ranked available team from the SEC, Big Ten or Notre Dame.
- The ACC's current bowl lineup includes the addition of the San Diego County Credit Union Holiday Bowl and the newly created Fenway Bowl in Boston. In addition to those two bowls, the ACC has agreements through 2025 with the Cheez-It Bowl, Duke's Mayo Bowl, Military Bowl Presented by Peraton, New Era PinStripe Bowl, TaxSlayer Gator Bowl and Tony the Tiger Sun Bowl. The league will also send a team to either the Gasparilla Bowl, Birmingham Bowl or SERVPRO First Responder Bowl on an annual basis. In addition, the ACC will send a team to the Outback Bowl if the league's opponent in a non-semifinal Capital One Orange Bowl is from the Big Ten.

ACC & THE NFL DRAFT

- Since the 2005 season, the ACC has had 570 players chosen in the NFL Draft, including 95 first-round picks, the second highest totals of any conference.
- The ACC has had 331 players selected since 2013 - the second-highest total among all conferences - and has had 40 or more players picked in five of the last eight drafts. The ACC's 45 draftees in 2018 was its third-highest ever.
- Current ACC teams have had a total of nine players chosen as the first overall selection in the NFL Draft. The most recent was Clemson's Trevor Lawrence, who was tabbed first in 2021 by the Jacksonville Jaguars. Miami (Vinny Testaverde, 1987, Tampa Bay; and Russell Maryland, 1991, Dallas) and Virginia Tech (Bruce Smith, 1985, Buffalo; and Michael Vick, 2001, Atlanta) each had two top selections while Clemson (Lawrence, 2021, Jaguars), Florida State (Jameis Winston, 2015, Tampa Bay), NC State (Mario Williams, 2006, Houston), Virginia (Bill Dudley, 1942, Pittsburgh) and Syracuse (Ernie Davis, 1962, Washington) each had one. Also, NC State's Roman Gabriel, the No. 2 overall selection in the 1962 draft, was chosen No. 1 in the AFL Draft by the Oakland Raiders.

ACADEMIC SUCCESS

- A player from a current ACC school has won the William V. Campbell Trophy® five times, including three times in the last seven years. The award recognizes an individual as the absolute best football scholar-athlete in the nation for his combined academic success, football performance and exemplary leadership.
- Eleven of 14 ACC Football teams earned a graduation success rate (GSR) at or above the FBS average based on the report released by the NCAA last November. That tied for the most among Power 5 conferences.
- The ACC remains the only conference to have multiple teams register GSR scores of 90 or higher every year since 2005. Duke (97), Louisville (94), Boston College (90) and Virginia (90) reached that plateau in this year's report.
- For the 14th consecutive year, the ACC led the way among FBS conferences in the "Best Colleges" rankings released by U.S. News & World Report.



ACC COMMUNICATIONS STAFF

4512 Weybridge Lane • Greensboro, NC 27407

Kevin Best Sr. Associate Commissioner/Communications
kbest@theacc.org 919-619-7020 (cell)

Andy Fledderjohann Assistant Commissioner
afledder@theacc.org 434-906-0075 (cell)

Steve Phillips Editorial & Content Manager
sphillips@theacc.org 336-369-1004

Justin Wilson Director
jwilson@theacc.org 336-369-3713

Tyler Beck Assistant Director
tbeck@theacc.org 336-369-3744

THEACC.COM

The Atlantic Coast Conference's official website – theACC.com – is the source for complete conference football information. The media section of the website (theACC.com/media) offers additional information for use by members of the media, including access to the ACC Box folder, which contains conference and school logos and images from ACC events and championships.

ACC MEDIA PORTAL

Highlights & Press Conferences: The ACC will provide individual highlight packages from all ACC-controlled regular season football and men's basketball games to approved TV news affiliates for the 2021-22 seasons. Upon the conclusion of each game, highlights will be available for local TV news affiliates to download and use in televised news programming at no cost. Outlets may access the highlights, along with any weekly head coach press conferences, through the ACC Media Portal. The use of ACC game highlights provided through the ACC Media Portal remain subject to those restrictions outlined in the ACC News Access Guidelines. Interested affiliates should email licensing@catapultsports.com to register for the ACC Media Portal and for additional information. Approved affiliates will receive a confirmation email along with credentials to access the ACC Media Portal.


ACC Digital License: Per the ACC News Access Guidelines, game footage (station shot or broadcast) may not be distributed through digital platforms without a license. The ACC and Catapult Sports offer a turnkey digital highlight license specifically designed for local TV affiliates. This license will cover the use of ACC game footage across official station websites, apps, and social media platforms. Distribution of in-game highlights on any platform during the broadcast window is strictly prohibited, regardless of a digital license. Interested affiliates should email licensing@catapultsports.com to receive more information or to purchase a digital license.

ACC Digital Content: Agencies with interest in accessing or licensing ACC digital content beyond what is provided for in the ACC News Access Guidelines and as set forth in the preceding paragraphs should contact Chad Swofford (Raycom Sports) at cswofford@raycomsports.com.

COLLEGEPRESSBOX.COM

Collegepressbox is the official media website for Division I football. Access and download game notes, quotes, statistics, media guides, headshots, logos and more for all FBS schools, conferences, postseason games, awards and the College Football Playoff. For access, please register for an account at collegepressbox.com/register.

collegepressbox
SINCE 2005 EVERYTHING BUT THE PREGAME MEAL



The 2021 Subway Atlantic Coast Conference Football Championship Game will be held Saturday, Dec. 4, at Bank of America Stadium in Charlotte, North Carolina.

2021 SUBWAY ACC CHAMPIONSHIP GAME WEEK SCHEDULE

Friday, Dec. 3

Subway ACC Football Championship Game Press Conference

Saturday, Dec. 4

2021 Subway ACC Championship Game

ACC FOOTBALL CHAMPIONSHIP HEADQUARTERS - THE WESTIN CHARLOTTE

The Westin Charlotte will serve as the headquarters for the Subway ACC Football Championship Game. The Westin Charlotte is located at 601 S College St, Charlotte, NC 28202, (704) 375-2600.



IMPORTANT DATES FOR COVERING ACC FOOTBALL

Tuesday, Sept. 7

- First ACC Player of the Week Awards announced at 1 p.m.
- After week one, ACC Player of the Week honors will be announced each Monday at 1 p.m.

Tuesday, Nov. 2

- ACC Football Championship Game credential application website opens.

Sunday, Nov. 28

- ACC Football Championship Game participating coaches teleconference, TBD
- All-ACC Football Team voting ends at 5 p.m.

Sunday, Nov. 28-Thursday, Dec. 2

- ACC awards will be announced during the week following the conclusion of the regular season. The following awards will be announced.

- Deadline for media credential applications to ACC Football Championship Game, 5 p.m. (Sunday)
- Jacobs Blocking Trophy, Jim Tatum Award (Top Football Scholar-Athlete) and Brian Piccolo Award, (Most Courageous Football Student-Athlete)
- All-ACC Football Team (Monday)
- ACC Offensive, Defensive and Overall Rookies of the Year
- ACC Offensive, Defensive and Overall Players of the Year
- ACC Coach of the Year announced

Friday, Dec. 3

- Subway ACC Football Championship Game Press Conference (participating coaches)

Saturday, Dec. 4

- 2021 Subway ACC Football Championship Game Bank of America Stadium, Charlotte, N.C.

December 15, 2021 & February 2, 2022

- National Football Signing Days

COLLEGE FOOTBALL PLAYOFF

The College Football Playoff matches the No. 1 ranked team vs. No. 4, and No. 2 vs. No. 3 in semifinal games that rotate annually among six bowl games – the Goodyear Cotton Bowl Classic, PlayStation Fiesta Bowl, Chick-fil-A Peach Bowl, Capital One Orange Bowl, Allstate Sugar Bowl and Rose Bowl Game.

This season's Playoff Semifinals will take place Friday, December 31, 2021, at the Goodyear Cotton Bowl Classic and the Capital One Orange Bowl. The College Football Playoff National Championship will be Monday, January 10, 2022, at Lucas Oil Stadium in Indianapolis, Indiana.

Each fall, the CFP Selection Committee meets in person to produce interim rankings before Selection Day. During each meeting, the selection committee ranks 25 teams.

The dates for the fall of 2021 are as follows:

Tuesday, November 2
Tuesday, November 9
Tuesday, November 16
Tuesday, November 23
Tuesday, November 30
Sunday, December 5

2022 ACC KICKOFF - THE WESTIN CHARLOTTE

Wednesday, July 20 & Thursday, July 21



**COLLEGE FOOTBALL
PLAYOFF**

THEACC.COM/BOWLS
@ACCFOOTBALL | #ACCFOOTBALL

2021 ACC BOWL PARTNERS

COLLEGE FOOTBALL PLAYOFF

12:30 | 7 PM
ESPN

11 | 1 PM
ESPN

12:31 | 3:30/7:30 PM
ESPN

12:31 | 3:30/7:30 PM
ESPN

2022

NATIONAL CHAMPIONSHIP
JANUARY 10 | INDIANAPOLIS
8 PM | ESPN

BOWL SEASON

12:27 | 2:30 PM
ESPN

12:28 | 11 AM
ESPN

12:28 | 2:15 PM
ESPN

12:28 | 5:45 PM
ESPN

12:30 | 11:30 AM
ESPN

12:31 | 11 AM
ESPN

12:31 | 12:30 PM
CBS

TBA

12:23 | 7 PM
ESPN

12:28 | NOON
ESPN

12:28 | 3:15 PM
ESPN



Bowl Game	Game Date	Game Time (ET)	Network	Matchup
Union Home Mortgage Gasparilla Bowl	Thurs., Dec. 23, 2021	7 p.m.	ESPN	ACC vs. SEC or AAC
Military Bowl Presented by Peraton	Mon., Dec. 27, 2021	2:30 p.m.	ESPN	ACC vs. AAC
TicketSmarter Birmingham Bowl	Tues., Dec. 28, 2021	Noon	ESPN	ACC vs. SEC or AAC
SERVPRO First Responder Bowl	Tues., Dec. 28, 2021	3:15 p.m.	ESPN	ACC vs. SEC or AAC
San Diego County Credit Union Holiday Bowl	Tues., Dec. 28, 2021	8 p.m.	FOX	ACC vs. Pac-12
Fenway Bowl	Wed., Dec. 29, 2021	11 a.m.	ESPN	ACC vs. AAC
New Era Pinstripe Bowl	Wed., Dec. 29, 2021	2:15 p.m.	ESPN	ACC vs. Big Ten
Cheez-It Bowl	Wed., Dec. 29, 2021	5:45 p.m.	ESPN	ACC vs. Big 12
Duke's Mayo Bowl	Thurs., Dec. 30, 2021	11:30 a.m.	ESPN	ACC vs. SEC*
Chick-fil-A Peach Bowl	Thurs., Dec. 30, 2021	7 p.m.	ESPN	At-large vs. At-large
TaxSlayer Gator Bowl	Fri., Dec. 31, 2021	11 a.m.	ESPN	ACC vs. SEC
Tony the Tiger Sun Bowl	Fri., Dec. 31, 2021	12:30 p.m.	CBS	ACC vs. Pac-12
CFP Semifinal at the Capital One Orange Bowl	Fri., Dec. 31, 2021	3:30 p.m. or 7:30 p.m.	ESPN	CFP
CFP Semifinal at the Goodyear Cotton Bowl Classic	Fri., Dec. 31, 2021	3:30 p.m. or 7:30 p.m.	ESPN	CFP
PlayStation Fiesta Bowl	Sat., Jan. 1, 2022	1 p.m.	ESPN	At-large vs. At-large

*SEC in 2021, 2023, 2025; Big Ten in 2022, 2024

• The Capital One Orange Bowl and the Goodyear Cotton Bowl are national semifinal sites for the 2021 season. There is no limit on how many teams from one conference can appear in the CFP.

• If the ACC Champion is in the top four of the final CFP rankings, it will play in one of the national semifinal games. Additional ACC teams could also be selected for the CFP, Chick-fil-A Peach Bowl or PlayStation Fiesta Bowl as at-large representatives.

• If the ACC Champion is not in the top four of the final CFP rankings, it will appear in either the Chick-fil-A Peach Bowl or the PlayStation Fiesta Bowl. Additional ACC teams could also be selected for the Chick-fil-A Peach Bowl or PlayStation Fiesta Bowl as at-large representatives.

• The ACC and its bowl partners will make team selections based on several factors, including geographic proximity, avoiding repeat appearances and matchups, and regular-season won-loss records.

BOSTON COLLEGE

Web: bceagles.com

Shipping & Mailing: 238 Conte Forum, 140 Commonwealth Ave., Chestnut Hill, MA 02467

Office Phone: 617-552-3004

Senior Associate AD: Jason Baum, j.baum@bc.edu, 201-966-6338

Secondary Football Contact: Brendan Flynn, flynnhu@bc.edu, 203-415-5381

Twitter: @BCFootball; @BCEagles

Weekly Press Conference: Tuesday at noon



CLEMSON

Web: ClemsonTigers.com

Mailing: PO Box 31, Clemson, SC 29633

Shipping: 100 Perimeter Road/Jervey Athletic Center, Clemson, SC 29634

Office Phone: 864-656-2114

Assistant AD/Football Communications: Ross Taylor, rt5@clemson.edu, 972-741-7778

Sr. Assoc. Director of Communications: Brian Hennessy, bhennes@clemson.edu, 864-986-9046

Twitter: @ClemsonTigers; @ClemsonFB

Weekly Press Conference: Tuesday at 11 a.m.



DUKE

Web: GoDuke.com

Mailing: Box 90557, Durham, NC 27708-0557

Shipping: Scott Family Athletics Performance Center, Room 364, 110 Whitford Drive, Durham, NC 27708

Office Phone: 919-684-8708

Sr. Associate AD/External Affairs: Art Chase, chasea@duke.edu (Coach Cutcliffe)

Senior Associate SID/Football SID: Kat Castner, kat.castner@duke.edu, 984-245-5940

Secondary FB Contact: Jeff Friday, jeff.friday@duke.edu, 704-214-1033

Twitter: @DukeFootball; @DukeAthletics

Weekly Press Conference: Monday at 12:30 p.m.



FLORIDA STATE

Web: Seminoles.com

Mailing: PO Box 2195, Tallahassee, FL 32316

Shipping: 403 Stadium Drive West, D0107, Tallahassee, FL 32306

Office Phone: 850-645-7683

Sr. Assoc. Communications Director: Derek Satterfield, dsatterfield@fsu.edu, 850-228-7204

Secondary Football Contact: Steven McCartney, smccartney@fsu.edu, 850-322-6711

Twitter: @FSUFootball, @Seminoles

Weekly Press Conference: Monday at noon



GEORGIA TECH

Web: RamblinWreck.com

Mailing & Shipping: 150 Bobby Dodd Way NW, Atlanta, GA 30332

Office Phone: 404-894-5445

Assistant AD for Communications/PR: Mike Flynn, mflynn@athletics.gatech.edu, 828-964-6406

Secondary Football Contact: Andrew Clausen, aclausen@athletics.gatech.edu, 678-764-0867

Twitter: @GeorgiaTechFB

Weekly Press Conference: Tuesday



LOUISVILLE

Web: GoCards.com

Mailing & Shipping: 2100 S. Floyd Street, Louisville, KY 40208

Office Phone: 502-852-6581

Sr. Associate AD/SID: Kenny Klein, kenny@gocards.com (credentials)

Assistant SID/Football Contact: Rocco Gasparro, rocco@gocards.com, 502-262-2258

Twitter: @UofLFootball; @GoCards

Weekly Press Conference: Monday at noon



MIAMI

Web: MiamiHurricanes.com

Mailing & Shipping: 5821 San Amaro Drive, Coral Gables, FL 33146

Office Phone: 305-284-3244

Sr. Associate AD/Communications & Digital Strategy: Carter Toole, carter.toole@miami.edu, 615-598-8540

Assistant AD/Communications: Camron Ghorbi, c.ghorbi@miami.edu, 786-877-7329

Twitter: @CanesFootball; @MiamiHurricanes

Weekly Press Conference: Monday at 1 p.m.



NORTH CAROLINA

Web: GoHeels.com

Mailing: PO Box 2126, Chapel Hill, NC 27514

Shipping: Kenan Football Center, 1 Stone Center Dr., Chapel Hill, NC 27514

Office Phone: 919-966-2575

Associate Director/Football Contact: Jeremy Sharpe, jsharpe7@unc.edu, 520-275-9895

Assistant Director/Secondary Contact: Mark Kimmel, mdkimmel@email.unc.edu, 919-619-3344

Twitter: @TarHeelFootball; @GoHeels

Weekly Press Conference: Monday at 11 a.m.



NC STATE

Web: GoPack.com

Mailing: Campus Box 8504, Raleigh, NC 27607

Shipping: Murphy Football Center, 4600 Trinity Road, Raleigh, NC 27607

Office Phone: 919-515-1181

Assistant AD/Football Contact: Annabelle Myers, amyers@ncsu.edu, 919-819-8302

Secondary Football Contact: Brian Reinhardt, brian_reinhardt@ncsu.edu, 919-819-8317

Twitter: @PackFootball

Weekly Press Conference: Monday at noon



PITT

Web: PittsburghPanthers.com

Mailing: PO Box 7436, Pittsburgh, PA 15213-0436

Shipping: Petersen Events Center, 3719 Terrace Street, Pittsburgh, Pa. 15261

Office Phone: 412-648-8420

Exec. Assoc. AD/Media Relations: E.J. Borghetti, eborghetti@athletics.pitt.edu, 412-491-5110

Secondary Football Contact: R.J. Sepich, rsepich@athletics.pitt.edu, 412-452-1992

Twitter: @Pitt_FB; @Pitt_ATHLETICS

Weekly Press Conference: Monday at noon



SYRACUSE

Web: Cuse.com

Mailing & Shipping: Manley Fieldhouse, 1301 East Colvin Street, Syracuse, NY 13244

Office Phone: 315-443-2608

Exec. Sr. Associate AD/Communications: Sue Edson, sedson@syr.edu (credentials)

Football Contact: Tyler Cady, tpcady@syr.edu, 315-941-6569

Twitter: @CuseFootball, @Cuse

Weekly Press Conference: Monday at 11:30 a.m.



VIRGINIA

Web: VirginiaSports.com

Mailing: PO Box 400853, Charlottesville, VA 22904-4853

Shipping: 295 Massie Road, Charlottesville, VA 22903

Office Phone: 434-982-5500

Assistant AD: Jim Daves, jimdaves@virginia.edu, 434-962-7668

Assistant Director: Scott Fitzgerald, sj5c@virginia.edu, 908-246-6818

Twitter: @UVAFootball; @VirginiaSports

Weekly Press Conference: Monday at noon



VIRGINIA TECH

Web: HokieSports.com

Mailing & Shipping: 401 Cassell Coliseum - 675 Washington Street SW Blacksburg, VA 24061

Office Phone: 540-213-9965

Associate AD: Pete Moris, Morisvt@vt.edu, 816-213-5411

Associate Director/Secondary Contact: Carter Brown, cart315@vt.edu

Twitter: @HokiesFB

Weekly Press Conference: Monday at 11:45 a.m.



WAKE FOREST

Web: GoDeacs.com

Mailing & Shipping: 519 Deacon Blvd., Winston-Salem, N.C. 27105

Office Phone: 336-758-5640

Associate AD/Athletic Communications: Will Pantanges, pantagw@wfu.edu, 352-275-3398

Secondary FB Contact: Andrew Kovar, kovara@wfu.edu, 224-456-3152

Twitter: @WakeFB; @DemonDeacons

Weekly Press Conference: Tuesday at 4 p.m.



Quarterback

Sept. 7
 Sept. 13
 Sept. 20
 Sept. 27
 Oct. 4
 Oct. 11
 Oct. 18
 Oct. 25
 Nov. 1
 Nov. 8
 Nov. 15
 Nov. 22
 Nov. 29

Running Back

Sept. 7
 Sept. 13
 Sept. 20
 Sept. 27
 Oct. 4
 Oct. 11
 Oct. 18
 Oct. 25
 Nov. 1
 Nov. 8
 Nov. 15
 Nov. 22
 Nov. 29

Offensive Line

Sept. 7
 Sept. 13
 Sept. 20
 Sept. 27
 Oct. 4
 Oct. 11
 Oct. 18
 Oct. 25
 Nov. 1
 Nov. 8
 Nov. 15
 Nov. 22
 Nov. 29

Receiver

Sept. 7
 Sept. 13
 Sept. 20
 Sept. 27
 Oct. 4
 Oct. 11
 Oct. 18
 Oct. 25
 Nov. 1
 Nov. 8
 Nov. 15
 Nov. 22
 Nov. 29

Defensive Line

Sept. 7
 Sept. 13
 Sept. 20
 Sept. 27
 Oct. 4
 Oct. 11
 Oct. 18
 Oct. 25
 Nov. 1
 Nov. 8
 Nov. 15
 Nov. 22
 Nov. 29

Linebacker

Sept. 7
 Sept. 13
 Sept. 20
 Sept. 27
 Oct. 4
 Oct. 11
 Oct. 18
 Oct. 25
 Nov. 1
 Nov. 8
 Nov. 15
 Nov. 22
 Nov. 29

Defensive Back

Sept. 7
 Sept. 13
 Sept. 20
 Sept. 27
 Oct. 4
 Oct. 11
 Oct. 18
 Oct. 25
 Nov. 1
 Nov. 8
 Nov. 15
 Nov. 22
 Nov. 29

Specialist

Sept. 7
 Sept. 13
 Sept. 20
 Sept. 27
 Oct. 4
 Oct. 11
 Oct. 18
 Oct. 25
 Nov. 1
 Nov. 8
 Nov. 15
 Nov. 22
 Nov. 29

Rookie

Sept. 7
 Sept. 13
 Sept. 20
 Sept. 27
 Oct. 4
 Oct. 11
 Oct. 18
 Oct. 25
 Nov. 1
 Nov. 8
 Nov. 15
 Nov. 22
 Nov. 29

	BC	Clem	Duke	FSU	GT	UL	AP/USA Today/CFP		NCSU	Pitt	SU	VA	VT	WF
Preseason	RV/RV/-	3/2/-	-/-/-	-/RV/-	-/-/-	-/-/-	14/16/-	10/9/-	RV/RV/-	-/RV/-	-/-/-	-/-/-	-/RV/-	-/-/-

ACC ASSOCIATED PRESS RANKING HISTORY

School	Consecutive Polls	Top 10	No. 1	Weeks Ranked
Boston College	-	34	1	144
Clemson	103	196	25	469
Duke	-	57	-	172
Florida State	-	368	72	560
Georgia Tech	-	146	-	306
Louisville	-	40	-	143
Miami	17	309	68	506
North Carolina	5	78	1	258
NC State	-	11	-	164
Pitt	-	125	21	300
Syracuse	-	69	7	205
Virginia	-	21	3	174
Virginia Tech	-	95	-	309
Wake Forest	-	-	-	47

COLLEGE FOOTBALL PLAYOFF RANKINGS

School	N2	N9	N16	N23	N30	D5
--------	----	----	-----	-----	-----	----

ASSOCIATED PRESS RANKINGS

School	Pr
Alabama	1
Oklahoma	2
Clemson	3
Ohio State	4
Georgia	5
Texas A&M	6
Iowa State	7
Cincinnati	8
Notre Dame	9
North Carolina	10
Oregon	11
Wisconsin	12
Florida	13
Miami	14
USC	15
LSU	16
Indiana	17
Iowa	18
Penn State	19
Washington	20
Texas	21
Coastal Carolina	22
Louisiana	23
Utah	24
Arizona State	25



Thursday, Sept. 2
USF (0-0, 0-0 AAC)
at NC State (0-0, 0-0 ACC)
7:30 p.m.; ACCN
NCSU leads series, 2-1
Last meeting: NCSU, 49-17 (2014)

Head Coaches:

USF - Jeff Scott (1-8 in second season at USF and overall)

NC State - Dave Doeren (55-46 in ninth season at NC State; 78-50 in 11th season overall)

Notes: Head coach Dave Doeren's NC State squad becomes the first ACC football team to hit the playing field for the 2021 season when it welcomes USF, led by former Clemson co-offensive coordinator Jeff Scott • The Wolfpack won two of three previous games versus the Bulls, beginning with a 14-0 victory in the 2005 Meineke Car Care Bowl in Charlotte, N.C. • NC State also claimed the most recent meeting between the teams in 2014 in Tampa as WR Bra'Lon Cherry rushed for two touchdowns and caught a third to account for the Wolfpack's first three scores in the 49-17 road win • USF won the only previous meeting in Raleigh by a 41-10 score on Sept. 27, 2008 • The Bulls entered that contest as the nation's 13th-ranked team • This year's game is the first of a home-and-home series between the programs, with the Wolfpack slated to visit Tampa's Raymond James Stadium again in September 2024.



Friday, Sept. 3
ODU (0-0, 0-0 C-USA)
at Wake Forest (0-0, 0-0 ACC)
7 p.m.; ACCN
First meeting

Head Coaches:

Old Dominion - Ricky Rahne (0-0 in first season at Old Dominion and overall)

Wake Forest - Dave Clawson (40-45 in eighth season at Wake Forest; 130-125 in 22nd season overall)

Notes: Wake Forest, seeking its sixth consecutive bowl-game season under head coach Dave Clawson, faces Old Dominion for the first time • Clawson co-owns the school record for bowl victories (3), is tied for third-most wins in school history (40), and has led Wake Forest to a five-year period (2016-20) of success that had been unmatched since the 1940s • Old Dominion will be making its debut under head coach Ricky Rahne, former offensive coordinator at Penn State • Rahne has been at the helm of the program for almost two years, but the Monarchs' entire 2020 season was wiped out due to the pandemic • The game versus the Demon Deacons will be ODU's first since a loss to Charlotte on Nov. 30, 2019 • One of the games wiped from last season's slate was a scheduled Wake Forest road trip to face the Monarchs • That contest has been rescheduled for 2023.



Friday, Sept. 3
#10 North Carolina (0-0, 0-0 ACC)
at Virginia Tech (0-0, 0-0 ACC)
6 p.m.; ESPN
VT leads series, 24-13-6
Last meeting: UNC, 56-45 (2020)

Head Coaches:

North Carolina - Mack Brown (84-56-1 in 13th season at North Carolina; 259-132-1 in 33rd season overall)

Virginia Tech - Justin Fuente (38-26 in sixth season at Virginia Tech; 64-49 in 10th season overall)

Notes: North Carolina's win in Chapel Hill last October snapped a four-game Virginia Tech winning streak in the series, which was first played in 1895 • RB Michael Carter ran for a career-high 214 yards and two touchdowns, and QB Sam Howell threw three touchdown passes to lead the Tar Heels • The most recent meeting in Blacksburg between the teams in 2019 saw the Hokies claim a 43-41 decision in a six-overtime marathon that stands as the longest game in ACC history • QB Quincy Patterson's two-point conversion run in the sixth OT provided the game-winning points for the home team • Virginia Tech is 13-3 versus the Tar Heels in ACC play • Nineteen games in the series have been played at neutral sites, including the 1997 Gator Bowl (a 42-3 UNC win) • North Carolina cities Charlotte, Raleigh and Winston-Salem have played host to the game • Virginia sites have included Danville, Richmond, Roanoke and Norfolk.



Saturday, Sept. 4
Colgate (0-0, 0-0 Patriot)
at Boston College (0-0, 0-0 ACC)
Noon; ACC Network
First meeting

Head Coaches:

Colgate - Stan Dakosty (0-0 in first season at Colgate and overall)

Boston College - Jeff Hafley (6-5 in second season at Boston College and overall)

Notes: Boston College's first-ever meeting against Colgate kicks off a run of four consecutive non-conference games for the Eagles to open the 2021 season • BC's six victories under Jeff Hafley last season were the most for any first-year head coach in college football in 2020 • Colgate, a member of the Patriot League, is coming off an 0-2 spring season that was cut short by the COVID-19 pandemic • This fall's opener will mark the head coaching debut of Stan Dakosty, a Colgate alum and long-time Raiders assistant who has been on the sidelines for seven of Colgate's 10 Patriot League championships • Boston College has won four consecutive season openers since dropping a 17-14 decision to Georgia Tech in Ireland to open the 2016 campaign • This will be the first year since 2018 (at home vs. UMass) that the Eagles have opened with a non-ACC game.



Friday, Sept. 3
Duke (0-0, 0-0 ACC)
at Charlotte (0-0, 0-0 C-USA)
7 p.m.; CBSSN
Duke leads series, 1-0
Last meeting: DU, 53-19 (2020)

Head Coaches:

Duke - David Cutcliffe (74-88 in 14th season at Duke; 118-117 in 20th season overall)

Charlotte - Will Healey (9-10 in third season at Charlotte; 22-31 in sixth season overall)

Notes: This will be the second meeting between the programs on the gridiron and will mark Duke's first-ever game versus the 49ers in Charlotte • The Blue Devils posted a 53-19 win in last year's inaugural matchup in Durham as RBs Mataeo Durant and Deon Jackson both delivered a pair of touchdown runs • The game, played on Oct. 31, wound up being the next-to-last of the season for the 49ers, who did not play again until Dec. 6 due to pandemic-related cancellations and finished the year 2-4 • This year's game will be the first of two in-state non-conference games to open the season for Duke, which is set to play host to North Carolina A&T on Sept. 10 • Charlotte is 0-3 in previous meetings versus ACC teams, losing 70-14 at Louisville in the 2016 season opener and dropping a 52-10 decision at Clemson in 2019 before falling to the Blue Devils last year • The 49ers are kicking off their ninth college football season.



Saturday, Sept. 4
#14 Miami (0-0, 0-0 ACC)
vs. #1 Alabama (0-0, 0-0 SEC)
3:30 p.m.; ABC
Alabama leads series, 14-3
Last meeting: Alabama, 34-13 (1993)

Head Coaches:

Miami - Manny Diaz (14-10 in third season at Miami and overall)

Alabama - Nick Saban (165-23 in 16th season at Alabama; 256-65-1 in 27th season overall)

Notes: Miami takes on defending national champion Alabama in a matchup of preseason top-15 teams in the weekend's first Chick-fil-A Kickoff Game at Atlanta's Mercedes-Benz Stadium • The teams will be meeting for the 18th time on the gridiron but for the first time since Alabama's 34-13 win in the 1993 Sugar Bowl that decided the national championship • Miami and Alabama both entered that game unbeaten and ranked 1-2 nationally • This year's game will mark the eighth straight in which at least one of the teams has been ranked among the nation's top four, and third consecutive game in which both have been nationally ranked • Two of Miami's three wins came in back-to-back years (1954 and 1955, both at home), and the third came by a 33-25 score in the 1990 Sugar Bowl • Alabama owns the longest active winning streak in college football (14 straight).



Saturday, Sept. 4
UMass (0-0)
at Pitt (0-0, 0-0 ACC)
4 p.m.; ACCN
First meeting

Head Coaches:

UMass - Walt Bell (1-15 in third season at UMass and overall)

Pitt - Pat Narduzzi (42-34 in seventh season at Pitt and overall)

Notes: The Panthers face the Minutemen in football for the first time, but the programs have one strong connection • Current Pitt offensive coordinator Mark Whipple was the head coach at UMass from 1998 to 2003 and again from 2014 to 2018 • Whipple guided the Minutemen to the FCS national title in 1998 • UMass has competed for the last six years as an FBS independent after leaving the MAC following the 2015 season • Pitt is opening its football season at home for the 11th consecutive year • In his first six seasons at Pitt (2015-20), head coach Pat Narduzzi has directed the Panthers to 29 victories in ACC play, the conference's third-highest win total during that span • Pitt trailed only Clemson (46) and Miami (32) during that span • The Panthers open with four consecutive non-conference games, with a road trip to Tennessee on Sept. 11 followed by home games versus Western Michigan and New Hampshire.



Saturday, Sept. 4
N Illinois (0-0, 0-0 MAC)
at Georgia Tech (0-0, 0-0 ACC)
7:30 p.m.; ACCN
First meeting

Head Coaches:

Northern Illinois - Thomas Hammock (5-13 in third season at Northern Illinois and overall)

Georgia Tech - Geoff Collins (6-16 in third season at Georgia Tech; 21-26 in fifth season overall)

Notes: Georgia Tech opens at home for the first time in three seasons under head coach Geoff Collins • The Yellow Jackets meet Northern Illinois for the first time, and the game will be the first for the Huskies against a FBS opponent from the state of Georgia • NIU is 2-8 all-time against teams from the ACC • Georgia Tech will face a MAC opponent for only the second time and the first since a 63-17 win over Bowling Green in September of 2018 • The Yellow Jackets will be playing their first Saturday night home opener in nine years • Georgia Tech is slated to play four of its first five games in Atlanta • Georgia Tech should be young but talented as it seeks to improve on last year's 3-7 campaign • Collins has compiled back-to-back nationally lauded recruiting classes, including 13 of the 45 highest-rated recruits in school history, according to 247Sports.



Saturday, Sept. 4
Syracuse (0-0, 0-0 ACC)
at Ohio (0-0, 0-0 MAC)
7 p.m.; CBSSN
Syracuse leads series, 2-0
Last meeting: SU, 38-0 (1921)

Head Coaches:

Syracuse - Dino Babers (24-36 in sixth season at Syracuse; 61-52 in 10th season overall)

Ohio - Tim Albin (0-0 in first season at Ohio; 25-8 in fourth season overall)

Notes: The 2021 opener marks the first meeting between the programs in exactly 100 years • The Orange won the previous two matchups by a combined 111-0 • The Orange shut out Ohio 73-0 in 1916 and blanked the Bobcats again 38-0 in 1921 • Both of those games were played in Syracuse • This year's game is the first of a home-and-home set, with Ohio scheduled to visit Syracuse in 2014 • Syracuse sixth-year head coach Dino Babers will face the Bobcats for the first time since his two-year stint in the MAC at Bowling Green (2014-15) • Meanwhile, the Bobcats will be under the watch of first-year head coach Tim Albin, the program's long-term offensive coordinator who was promoted following veteran Frank Solich's retirement in July • In his only previous head coaching stint, Albin posted a 25-8 record at Northwestern Oklahoma State (1997-99) and led the program to the NAIA national title his final year.



Saturday, Sept. 4
William & Mary (0-0, 0-0 CAA)
at Virginia (0-0, 0-0 ACC)
7:30 p.m.; RSN
UVA leads series, 30-6-1
Last meeting: UVA, 52-17 (2019)

Head Coaches:

William & Mary - Mike London (6-9 in third season at W&M; 68-70 in 13th season overall)

Virginia - Bronco Mendenhall (30-32 in sixth season at UVA; 129-75 in 17th season overall)

Notes: The Commonwealth schools resume a series that was first played in 1908 • This will be the 16th consecutive meeting between the teams in Charlottesville since they last met in Williamsburg in 1969 • Virginia has captured the last four meetings, most recently a 52-17 victory in the 2019 season opener • QB Bryce Perkins threw for two touchdowns and ran for a third, and Joe Reed returned a kickoff 100 yards to lead the Cavaliers • As was the case two years ago, Virginia fans will see a familiar face on the opposing sidelines • William & Mary third-year head coach Mike London again returns to Charlottesville, where he served as head coach from 2010-15 • Virginia posted a combined 27-46 record under London's watch, but he was named the ACC Coach of the Year in 2011, when he guided the Cavaliers to an 8-5 record and a Chick-fil-A Peach Bowl appearance.



Saturday, Sept. 4
#3 Clemson (0-0, 0-0 ACC)
vs. #5 Georgia (0-0, 0-0 SEC)
7:30 p.m.; ABC
Georgia leads series, 42-18-4
Last meeting: UGA, 45-21 (2014)

Head Coaches:

Clemson - Dabo Swinney (140-33 in 14th season at Clemson and overall)

Georgia - Kirby Smart (52-14 in sixth season at Georgia and overall)

Notes: Georgia and Clemson make the short trip to Charlotte for the Duke's Mayo Classic and one of college football's premier Labor Day weekend matchups • The third-ranked Tigers hope to improve on a 7-1 record at Bank of America Stadium that includes wins in the 2015, 2017, 2018, 2019 and 2020 ACC Football Championship Games • Georgia defeated Louisville in the 2014 Belk Bowl in its lone previous appearance in the venue • The most recent meeting between the Tigers and Bulldogs came at the outset of that 2014 season • RB Todd Gurley ran for 198 yards and three touchdowns and returned a kickoff 100 yards for another score to lead No. 12 Georgia to a 45-21 win over No. 14 Clemson in Athens • The schools first met in 1897 (a 24-0 Georgia win in Athens) • That game marked the first time Clemson played a game outside the state of South Carolina • The teams have met eight previous times at neutral sites.



Sunday, Sept. 5
No. 9 Notre Dame (0-0)
at Florida State (0-0, 0-0 ACC)
7:30 p.m.; ABC
FSU leads series, 6-4
Last meeting: UND, 42-26 (2020)

Head Coaches:

Notre Dame - Brian Kelly (81-38 in 12th season at Notre Dame; 252-95-2 in 31st season overall)

Florida State - Mike Norvell (3-6 in second season at Florida State; 41-21 in sixth season overall)

Notes: The Fighting Irish have won their last two games versus the Seminoles - a 42-13 victory on Nov. 10, 2018, and last season's 42-26 win • Kyren Williams ran for 185 yards and two touchdowns to lead No. 5 Notre Dame to victory last October • Both of the recent meetings in the series were played in South Bend • Florida State owns a 2-1 edge in previous meetings at Doak Campbell Stadium, including a 31-27 victory in a 2014 showdown of top-five teams • After competing as an ACC member last season and placing atop the regular-season conference standings, Notre Dame reverts to independent status this season and will play five games against ACC teams this fall • The Fighting Irish will face Virginia Tech (Oct. 9) and Virginia (Nov. 13) on the road in addition to home games versus North Carolina (Oct. 30) and Georgia Tech (Nov. 20).



Monday, Sept. 6
Louisville (0-0, 0-0 ACC)
vs. Ole Miss (0-0, 0-0 SEC)
8 p.m.; ESPN
First meeting

Head Coaches:

Louisville - Scott Satterfield (12-12 in second season at Louisville; 63-36 in ninth season overall)

Ole Miss - Lane Kiffin (5-5 in second season at Ole Miss; 66-39 in 10th season overall)

Notes: The ACC's five days of football to open the 2021 season concludes with Louisville facing Ole Miss in the second Chick-fil-A Kickoff Game of Labor Day weekend • The prime time matchup at Atlanta's Mercedes-Benz Stadium will be carried nationally by ESPN and is the only FBS game scheduled for Monday • The Cardinals are making their second appearance in the Chick-fil-A Kickoff Game after falling to No. 5 Auburn 31-24 to open the 2015 season • The Rebels are also playing in the game for the second time after defeating Boise State 35-13 to open the 2014 campaign • Louisville owns a 56-40-6 all-time record in season openers, including a 1-2 mark at neutral sites • The Cardinals, who will face Ole Miss on the football field for the first time, are 21-39-1 all-time versus SEC opponents • Louisville is 1-1 all-time versus the SEC under current head coach Scott Satterfield, losing to rival Kentucky to close the 2019 regular season before defeating Mississippi State in the Music City Bowl.

2020 Atlantic Coast Conference Team Statistics Jan 2, 2021

SCORING OFFENSE	G	TD	FG	XPT	2XP	DXP	Saf	Pts	Avg/G
1. Clemson	12	67	18	64	0	0	1	522	43.5
2. North Carolina	12	66	12	64	1	1	0	500	41.7
3. Wake Forest	9	40	14	38	2	0	0	324	36.0
4. Miami	11	45	20	38	3	0	0	374	34.0
5. Notre Dame	12	51	15	50	0	0	0	401	33.4
6. Virginia Tech	11	40	20	34	4	0	0	342	31.1
7. Virginia	10	40	10	35	1	0	0	307	30.7
8. NC State	12	47	12	43	0	0	1	363	30.2
9. Louisville	11	41	13	40	0	0	0	325	29.5
10. Pitt	11	36	23	32	1	0	0	319	29.0
11. Boston College	11	36	18	32	2	0	0	306	27.8
12. Florida State	9	30	8	26	0	0	1	232	25.8
13. Duke	11	33	13	30	1	1	1	273	24.8
14. Georgia Tech	10	34	3	26	0	0	0	239	23.9
15. Syracuse	11	24	9	23	0	0	1	196	17.8

SCORING DEFENSE	G	TD	FG	XPT	2XP	DXP	Saf	Pts	Avg/G
1. Notre Dame	12	27	16	24	1	0	0	236	19.7
2. Clemson	12	30	11	29	0	0	0	242	20.2
3. Pitt	11	35	9	33	0	0	0	270	24.5
4. Louisville	11	35	16	29	2	0	1	293	26.6
5. Miami	11	37	13	36	0	0	0	297	27.0
6. Boston College	11	39	14	32	0	1	1	312	28.4
7. NC State	12	41	21	37	1	0	1	350	29.2
8. North Carolina	12	44	15	36	4	0	0	353	29.4
9. Virginia	10	34	19	31	1	0	1	296	29.6
10. Virginia Tech	11	45	13	42	1	0	0	353	32.1
11. Syracuse	11	45	16	40	1	0	0	360	32.7
12. Wake Forest	9	37	12	37	0	0	0	295	32.8
13. Florida State	9	43	8	40	1	0	0	324	36.0
14. Georgia Tech	10	46	15	43	1	0	1	368	36.8
15. Duke	11	56	10	53	0	0	0	419	38.1

TOTAL OFFENSE	G	Rush	Pass	Plays	Yards	Avg/P	TD	Avg/G
1. North Carolina	12	2830	3617	849	6447	7.6	66	537.2
2. Clemson	12	1846	4182	901	6028	6.7	64	502.3
3. Notre Dame	12	2533	2849	867	5382	6.2	48	448.5
4. Wake Forest	9	1467	2533	690	4000	5.8	36	444.4
5. Louisville	11	2200	2686	735	4886	6.6	41	444.2
6. Virginia Tech	11	2641	2207	727	4848	6.7	40	440.7
7. Miami	11	1788	3050	803	4838	6.0	44	439.8
8. Virginia	10	1627	2606	745	4233	5.7	38	423.3
9. Florida State	9	1799	1771	644	3570	5.5	29	396.7
10. Georgia Tech	10	1908	1991	691	3899	5.6	32	389.9
11. Boston College	11	1119	3126	751	4245	5.7	34	385.9
12. NC State	12	1470	3154	834	4624	5.5	44	385.3
13. Pitt	11	1319	2857	814	4176	5.1	34	379.6
14. Duke	11	1724	2449	829	4173	5.0	30	379.4
15. Syracuse	11	1012	1906	656	2918	4.4	20	265.3

TOTAL DEFENSE	G	Rush	Pass	Plays	Yards	Avg/P	TD	Avg/G
1. Clemson	12	1352	2570	781	3922	5.0	26	326.8
2. Pitt	11	1029	2706	765	3735	4.9	34	339.5
3. Notre Dame	12	1356	2767	742	4123	5.6	26	343.6
4. Louisville	11	1979	2081	703	4060	5.8	34	369.1
5. North Carolina	12	1851	2960	829	4811	5.8	42	400.9
6. Miami	11	1919	2573	803	4492	5.6	36	408.4
7. NC State	12	2087	2893	909	4980	5.5	38	415.0
8. Boston College	11	1885	2700	750	4585	6.1	39	416.8
9. Wake Forest	9	1650	2271	663	3921	5.9	37	435.7
10. Virginia	10	1385	3044	693	4429	6.4	33	442.9
11. Duke	11	2345	2548	783	4893	6.2	53	444.8
12. Virginia Tech	11	1996	2926	795	4922	6.2	43	447.5
13. Florida State	9	1793	2314	635	4107	6.5	41	456.3
14. Georgia Tech	10	1892	2701	784	4593	5.9	43	459.3
15. Syracuse	11	2300	2803	877	5103	5.8	43	463.9

RUSHING OFFENSE	G	Att.	Yards	Avg/A	Long	TD	Avg/G
1. Virginia Tech	11	473	2641	5.6	76	27	240.1
2. North Carolina	12	492	2830	5.8	65	35	235.8
3. Notre Dame	12	505	2533	5.0	94	33	211.1
4. Louisville	11	420	2200	5.2	90	21	200.0
5. Florida State	9	352	1799	5.1	88	19	199.9
6. Georgia Tech	10	408	1908	4.7	61	18	190.8
7. Wake Forest	9	380	1467	3.9	75	22	163.0
8. Virginia	10	366	1627	4.4	60	16	162.7
9. Miami	11	422	1788	4.2	75	18	162.5
10. Duke	11	438	1724	3.9	70	19	156.7
11. Clemson	12	411	1846	4.5	72	33	153.8
12. NC State	12	433	1470	3.4	40	20	122.5
13. Pitt	11	389	1319	3.4	74	20	119.9
14. Boston College	11	361	1119	3.1	44	11	101.7
15. Syracuse	11	320	1012	3.2	80	5	92.0

RUSHING DEFENSE	G	Att.	Yards	Avg/A	Long	TD	Avg/G
1. Pitt	11	388	1029	2.7	88	11	93.5
2. Clemson	12	438	1352	3.1	65	9	112.7
3. Notre Dame	12	354	1356	3.8	80	12	113.0
4. Virginia	10	370	1385	3.7	76	14	138.5
5. North Carolina	12	434	1851	4.3	76	25	154.2
6. Boston College	11	400	1885	4.7	60	21	171.4
7. NC State	12	488	2087	4.3	51	18	173.9
8. Miami	11	422	1919	4.5	72	16	174.5
9. Louisville	11	414	1979	4.8	75	19	179.9
10. Virginia Tech	11	406	1996	4.9	90	24	181.5
11. Wake Forest	9	365	1650	4.5	70	20	183.3
12. Georgia Tech	10	428	1892	4.4	74	21	189.2
13. Florida State	9	350	1793	5.1	70	25	199.2
14. Syracuse	11	504	2300	4.6	94	24	209.1
15. Duke	11	462	2345	5.1	73	31	213.2

2020 Atlantic Coast Conference
Team Statistics Jan 2, 2021

PASS OFFENSE	G	Comp-Att-Int	Pct.	Yds	Avg/A	TD	Avg/G
1. Clemson	12	326-490-6	66.5	4182	8.5	31	348.5
2. North Carolina	12	244-357-8	68.3	3617	10.1	31	301.4
3. Boston College	11	242-390-8	62.1	3126	8.0	23	284.2
4. Wake Forest	9	175-310-5	56.5	2533	8.2	14	281.4
5. Miami	11	239-381-6	62.7	3050	8.0	26	277.3
6. NC State	12	252-401-15	62.8	3154	7.9	24	262.8
7. Virginia	10	221-379-14	58.3	2606	6.9	22	260.6
8. Pitt	11	245-425-12	57.6	2857	6.7	14	259.7
9. Louisville	11	202-315-12	64.1	2686	8.5	20	244.2
10. Notre Dame	12	231-362-3	63.8	2849	7.9	15	237.4
11. Duke	11	220-391-19	56.3	2449	6.3	11	222.6
12. Virginia Tech	11	158-254-6	62.2	2207	8.7	13	200.6
13. Georgia Tech	10	152-283-13	53.7	1991	7.0	14	199.1
14. Florida State	9	159-292-13	54.5	1771	6.1	10	196.8
15. Syracuse	11	173-336-12	51.5	1906	5.7	15	173.3

PASS DEFENSE EFFIC.	G	Comp-Att-Int	Pct.	Yds	Avg/G	TD	Effic.
1. Notre Dame	12	225-388-7	58.0	2767	230.6	14	126.2
2. Clemson	12	190-343-14	55.4	2570	214.2	17	126.5
3. NC State	12	247-421-10	58.7	2893	241.1	20	127.3
4. Louisville	11	155-289-5	53.6	2081	189.2	15	127.8
5. Pitt	11	211-377-14	56.0	2706	246.0	23	129.0
6. North Carolina	12	230-395-8	58.2	2960	246.7	17	131.3
7. Miami	11	241-381-7	63.3	2573	233.9	20	133.6
8. Virginia Tech	11	240-389-12	61.7	2926	266.0	19	134.8
9. Wake Forest	9	189-298-13	63.4	2271	252.3	17	137.5
10. Boston College	11	216-350-9	61.7	2700	245.5	18	138.3
11. Syracuse	11	244-373-13	65.4	2803	254.8	19	138.4
12. Georgia Tech	10	209-356-6	58.7	2701	270.1	22	139.5
13. Duke	11	184-321-9	57.3	2548	231.6	22	141.0
14. Florida State	9	189-285-8	66.3	2314	257.1	16	147.4
15. Virginia	10	203-323-11	62.8	3044	304.4	19	154.6

PASS DEFENSE	G	Comp-Att-Int	Pct.	Yds	Avg/A	TD	Avg/G
1. Louisville	11	155-289-5	53.6	2081	7.2	15	189.2
2. Clemson	12	190-343-14	55.4	2570	7.5	17	214.2
3. Notre Dame	12	225-388-7	58.0	2767	7.1	14	230.6
4. Duke	11	184-321-9	57.3	2548	7.9	22	231.6
5. Miami	11	241-381-7	63.3	2573	6.8	20	233.9
6. NC State	12	247-421-10	58.7	2893	6.9	20	241.1
7. Boston College	11	216-350-9	61.7	2700	7.7	18	245.5
8. Pitt	11	211-377-14	56.0	2706	7.2	23	246.0
9. North Carolina	12	230-395-8	58.2	2960	7.5	17	246.7
10. Wake Forest	9	189-298-13	63.4	2271	7.6	17	252.3
11. Syracuse	11	244-373-13	65.4	2803	7.5	19	254.8
12. Florida State	9	189-285-8	66.3	2314	8.1	16	257.1
13. Virginia Tech	11	240-389-12	61.7	2926	7.5	19	266.0
14. Georgia Tech	10	209-356-6	58.7	2701	7.6	22	270.1
15. Virginia	10	203-323-11	62.8	3044	9.4	19	304.4

KICKOFF RETURNS	G	No.	Yards	TD	Long	Avg.
1. Wake Forest	9	15	352	1	96	23.5
2. Syracuse	11	31	725	1	98	23.4
3. Virginia Tech	11	23	534	0	83	23.2
4. Virginia	10	23	533	0	73	23.2
5. NC State	12	23	526	1	100	22.9
6. Clemson	12	19	434	0	52	22.8
7. Pitt	11	17	370	0	42	21.8
8. Notre Dame	12	23	492	0	38	21.4
9. Florida State	9	29	604	0	37	20.8
10. Miami	11	22	452	0	38	20.5
11. Duke	11	35	704	0	40	20.1
12. Louisville	11	33	659	0	42	20.0
13. North Carolina	12	11	214	0	28	19.5
14. Georgia Tech	10	21	403	0	75	19.2
15. Boston College	11	23	406	0	43	17.7

PASS EFFICIENCY	G	Comp-Att-Int	Pct.	Yds	Avg/G	TD	Effic.
1. North Carolina	12	244-357-8	68.3	3617	301.4	31	177.6
2. Clemson	12	326-490-6	66.5	4182	348.5	31	156.7
3. Miami	11	239-381-6	62.7	3050	277.3	26	149.3
4. Louisville	11	202-315-12	64.1	2686	244.2	20	149.1
5. Virginia Tech	11	158-254-6	62.2	2207	200.6	13	147.4
6. Boston College	11	242-390-8	62.1	3126	284.2	23	144.7
7. Notre Dame	12	231-362-3	63.8	2849	237.4	15	141.9
8. NC State	12	252-401-15	62.8	3154	262.8	24	141.2
9. Wake Forest	9	175-310-5	56.5	2533	281.4	14	136.8
10. Virginia	10	221-379-14	58.3	2606	260.6	22	127.8
11. Georgia Tech	10	152-283-13	53.7	1991	199.1	14	119.9
12. Pitt	11	245-425-12	57.6	2857	259.7	14	119.3
13. Duke	11	220-391-19	56.3	2449	222.6	11	108.4
14. Florida State	9	159-292-13	54.5	1771	196.8	10	107.8
15. Syracuse	11	173-336-12	51.5	1906	173.3	15	106.7

PUNT RETURN AVG	G	No.	Yards	TD	Long	Avg.
1. Syracuse	11	14	185	0	27	13.2
2. NC State	12	12	130	1	23	10.8
3. Wake Forest	9	10	96	0	26	9.6
4. Clemson	12	13	123	0	44	9.5
5. Duke	11	18	170	1	32	9.4
6. Pitt	11	19	179	1	25	9.4
7. North Carolina	12	18	167	0	38	9.3
8. Notre Dame	12	14	128	2	13	9.1
9. Florida State	9	8	66	0	18	8.2
10. Virginia	10	14	71	0	19	5.1
11. Boston College	11	12	55	0	18	4.6
12. Georgia Tech	10	16	65	0	18	4.1
13. Virginia Tech	11	17	66	0	21	3.9
14. Louisville	11	7	22	0	16	3.1
15. Miami	11	15	33	0	20	2.2

2020 Atlantic Coast Conference
Team Statistics Jan 2, 2021

INTERCEPTIONS	G	No.	Yards	TD	Long	Avg.
1. Pitt	11	14	150	1	50	10.7
2. Clemson	12	14	118	0	40	8.4
3. Syracuse	11	13	265	2	47	20.4
4. Wake Forest	9	13	132	3	45	10.2
5. Virginia Tech	11	12	156	0	47	13.0
6. Virginia	10	11	175	2	85	15.9
7. NC State	12	10	65	1	21	6.5
8. Boston College	11	9	148	0	70	16.4
9. Duke	11	9	36	0	33	4.0
10. North Carolina	12	8	91	0	43	11.4
11. Florida State	9	8	124	1	38	15.5
12. Miami	11	7	11	0	8	1.6
13. Notre Dame	12	7	68	0	23	9.7
14. Georgia Tech	10	6	83	0	43	13.8
15. Louisville	11	5	75	0	40	15.0

FIELD GOALS	G	Made	Att	Pct.
1. Miami	11	20	22	.909
2. Duke	11	13	15	.867
Louisville	11	13	15	.867
4. Wake Forest	9	14	17	.824
5. Boston College	11	18	22	.818
Syracuse	11	9	11	.818
7. Pitt	11	23	29	.793
8. Clemson	12	18	23	.783
9. Virginia Tech	11	20	26	.769
Virginia	10	10	13	.769
11. NC State	12	12	17	.706
12. North Carolina	12	12	18	.667
13. Notre Dame	12	15	23	.652
14. Florida State	9	8	14	.571
15. Georgia Tech	10	3	8	.375

PUNTING	G	No.	Yards	Avg/P	Ret.	Avg/R	TB	Net/P
1. Miami	11	50	2347	46.9	59	1.2	2	45.0
2. Georgia Tech	10	48	2285	47.6	83	1.7	3	44.6
3. Pitt	11	54	2368	43.9	83	1.5	1	41.9
4. Syracuse	11	74	3314	44.8	170	2.3	3	41.7
5. Florida State	9	38	1658	43.6	67	1.8	1	41.3
6. Notre Dame	12	43	1839	42.8	44	1.0	1	41.3
7. Duke	11	54	2276	42.1	12	0.2	2	41.2
8. Boston College	11	43	1825	42.4	75	1.7	3	39.3
9. North Carolina	12	36	1502	41.7	101	2.8	0	38.9
10. Virginia Tech	11	42	1751	41.7	28	0.7	6	38.2
11. NC State	12	55	2426	44.1	219	4.0	6	37.9
12. Clemson	12	50	2118	42.4	144	2.9	4	37.9
13. Virginia	10	43	1780	41.4	72	1.7	4	37.9
14. Wake Forest	9	40	1610	40.2	52	1.3	4	37.0
15. Louisville	11	37	1421	38.4	67	1.8	0	36.6

PAT KICKING	G	Made	Att	Pct.
1. North Carolina	12	64	64	1.000
Notre Dame	12	50	50	1.000
NC State	12	43	43	1.000
Louisville	11	40	40	1.000
Wake Forest	9	38	38	1.000
Miami	11	38	38	1.000
Virginia Tech	11	34	34	1.000
8. Clemson	12	64	65	.985
9. Virginia	10	35	36	.972
10. Boston College	11	32	33	.970
Pitt	11	32	33	.970
12. Florida State	9	26	27	.963
13. Syracuse	11	23	24	.958
14. Duke	11	30	32	.938
15. Georgia Tech	10	26	29	.897

KICKOFF COVERAGE	G	No.	Yards	Avg.	Ret.	TB	NetAvg
1. Virginia	10	57	3558	62.4	316	34	42.0
2. Duke	11	54	3251	60.2	548	18	41.7
3. Notre Dame	12	73	4152	56.9	635	19	41.7
4. Pitt	11	69	4339	62.9	372	44	41.6
5. Virginia Tech	11	67	4136	61.7	382	40	41.1
6. Syracuse	11	41	2591	63.2	398	21	40.7
7. North Carolina	12	89	5742	64.5	236	76	40.5
8. Clemson	12	94	5942	63.2	269	75	40.4
9. NC State	12	68	4221	62.1	619	35	40.1
10. Miami	11	72	4561	63.3	401	51	40.1
11. Georgia Tech	10	45	2763	61.4	686	11	40.0
12. Wake Forest	9	62	3829	61.8	469	36	39.7
13. Florida State	9	45	2715	60.3	495	18	39.3
14. Louisville	11	61	3428	56.2	702	14	39.0
15. Boston College	11	60	3536	58.9	827	17	38.1

SACKS BY	G	No.	Yards	Avg/G
1. Pitt	11	46	290	4.18
Clemson	12	46	307	3.83
3. Virginia Tech	11	36	243	3.27
North Carolina	12	36	229	3.00
5. NC State	12	32	182	2.67
Virginia	10	32	221	3.20
7. Duke	11	31	197	2.82
Notre Dame	12	31	172	2.58
9. Miami	11	30	218	2.73
10. Syracuse	11	26	154	2.36
11. Boston College	11	25	176	2.27
12. Louisville	11	21	113	1.91
Georgia Tech	10	21	155	2.10
14. Wake Forest	9	17	115	1.89
15. Florida State	9	10	53	1.11

2020 Atlantic Coast Conference
Team Statistics Jan 2, 2021

SACKS AGAINST	G	No.	Yards	Avg/G
1. Virginia	10	20	127	2.00
Clemson	12	20	153	1.67
3. Virginia Tech	11	22	140	2.00
4. Georgia Tech	10	23	146	2.30
5. Notre Dame	12	25	137	2.08
6. Pitt	11	26	191	2.36
7. Wake Forest	9	27	168	3.00
8. Boston College	11	28	226	2.55
9. Florida State	9	29	213	3.22
10. Louisville	11	30	178	2.73
Miami	11	30	190	2.73
12. NC State	12	32	264	2.67
13. North Carolina	12	34	210	2.83
14. Duke	11	37	195	3.36
15. Syracuse	11	38	222	3.45

FIRST DOWNS	G	Rush	Pass	Pen	Total	Avg/G
1. North Carolina	12	143	150	24	317	26.4
2. Clemson	12	100	175	20	295	24.6
3. Notre Dame	12	130	131	30	291	24.2
4. NC State	12	90	146	31	267	22.2
5. Miami	11	99	126	27	252	22.9
6. Virginia Tech	11	134	93	19	246	22.4
7. Boston College	11	83	133	24	240	21.8
8. Duke	11	93	118	26	237	21.5
9. Virginia	10	95	116	25	236	23.6
10. Louisville	11	99	115	16	230	20.9
11. Pitt	11	73	124	30	227	20.6
12. Wake Forest	9	83	109	19	211	23.4
13. Georgia Tech	10	99	85	15	199	19.9
14. Florida State	9	99	71	15	185	20.6
15. Syracuse	11	53	80	12	145	13.2

OPPONENT 1ST DOWNS	G	Rush	Pass	Pen	Total	Avg/G
1. Clemson	12	65	105	22	192	16.0
2. Louisville	11	99	87	14	200	18.2
3. Virginia	10	69	124	11	204	20.4
4. Pitt	11	76	101	29	206	18.7
5. Notre Dame	12	73	117	19	209	17.4
Wake Forest	9	100	91	18	209	23.2
7. Florida State	9	91	96	28	215	23.9
8. Georgia Tech	10	101	117	23	241	24.1
9. Boston College	11	102	115	29	246	22.4
10. Duke	11	121	111	15	247	22.5
11. Virginia Tech	11	105	139	12	256	23.3
12. North Carolina	12	103	123	31	257	21.4
13. Miami	11	103	124	31	258	23.5
14. Syracuse	11	124	130	28	282	25.6
15. NC State	12	115	132	36	283	23.6

3RD-DOWN CONVERSIONS	G	Conv.	Att.	Pct.
1. Notre Dame	12	82	165	49.7
2. Clemson	12	83	179	46.4
3. North Carolina	12	64	139	46.0
4. Louisville	11	64	143	44.8
5. Boston College	11	65	147	44.2
6. NC State	12	71	161	44.1
7. Georgia Tech	10	60	146	41.1
8. Miami	11	65	160	40.6
9. Wake Forest	9	56	138	40.6
10. Duke	11	65	168	38.7
11. Virginia Tech	11	51	134	38.1
12. Virginia	10	53	143	37.1
13. Pitt	11	63	173	36.4
14. Florida State	9	47	132	35.6
15. Syracuse	11	40	153	26.1

OPP 3RD-DN CONVERT	G	Conv.	Att.	Pct.
1. Clemson	12	54	173	31.2
2. Notre Dame	12	48	153	31.4
3. Pitt	11	59	167	35.3
4. NC State	12	67	183	36.6
5. North Carolina	12	63	166	38.0
6. Miami	11	62	162	38.3
7. Louisville	11	59	148	39.9
8. Boston College	11	57	141	40.4
9. Virginia Tech	11	62	153	40.5
10. Duke	11	64	155	41.3
11. Wake Forest	9	52	125	41.6
12. Virginia	10	60	144	41.7
13. Florida State	9	53	114	46.5
14. Georgia Tech	10	71	152	46.7
15. Syracuse	11	82	173	47.4

4TH-DOWN CONVERSIONS	G	Conv.	Att.	Pct.
1. Miami	11	13	19	68.4
2. NC State	12	8	12	66.7
Clemson	12	10	15	66.7
4. Boston College	11	9	14	64.3
5. Virginia	10	16	25	64.0
6. Notre Dame	12	10	16	62.5
7. North Carolina	12	11	19	57.9
8. Louisville	11	13	24	54.2
9. Virginia Tech	11	7	13	53.8
10. Florida State	9	15	28	53.6
11. Pitt	11	9	18	50.0
12. Duke	11	11	23	47.8
13. Wake Forest	9	10	21	47.6
14. Georgia Tech	10	9	25	36.0
15. Syracuse	11	6	18	33.3

2020 Atlantic Coast Conference
Team Statistics Jan 2, 2021

OPP 4TH-DN CONVERT	G	Conv.	Att.	Pct.
1. Virginia	10	5	15	33.3
2. Clemson	12	7	19	36.8
3. Louisville	11	8	20	40.0
4. Notre Dame	12	8	18	44.4
5. Florida State	9	6	13	46.2
6. Georgia Tech	10	11	23	47.8
7. North Carolina	12	10	19	52.6
8. NC State	12	16	30	53.3
9. Pitt	11	11	20	55.0
10. Miami	11	10	18	55.6
11. Wake Forest	9	6	10	60.0
12. Syracuse	11	11	17	64.7
13. Duke	11	14	21	66.7
14. Virginia Tech	11	19	26	73.1
15. Boston College	11	13	16	81.2

PENALTIES	G	No.	Yards	Avg/G
1. Notre Dame	12	53	456	38.0
2. Wake Forest	9	48	401	44.6
3. Virginia Tech	11	58	517	47.0
4. Clemson	12	65	578	48.2
5. Virginia	10	53	483	48.3
6. Duke	11	62	562	51.1
7. Louisville	11	68	572	52.0
8. Boston College	11	84	725	65.9
9. Syracuse	11	77	735	66.8
10. North Carolina	12	85	814	67.8
11. Miami	11	86	775	70.5
12. Pitt	11	88	777	70.6
13. NC State	12	96	891	74.2
14. Georgia Tech	10	89	749	74.9
15. Florida State	9	80	700	77.8

OPPONENT PENALTIES	G	No.	Yards	Avg/G
1. NC State	12	96	886	73.8
2. Miami	11	84	754	68.5
3. Florida State	9	69	607	67.4
4. Boston College	11	82	740	67.3
5. Virginia	10	79	667	66.7
6. Virginia Tech	11	82	723	65.7
7. Georgia Tech	10	70	642	64.2
8. Notre Dame	12	77	719	59.9
9. Wake Forest	9	57	531	59.0
10. Pitt	11	73	622	56.5
11. North Carolina	12	82	671	55.9
12. Syracuse	11	71	615	55.9
13. Duke	11	59	587	53.4
14. Clemson	12	74	626	52.2
15. Louisville	11	68	551	50.1

TIME OF POSSESSION	G	Total possession	Avg/G
1. Notre Dame	12	407:09	33:55
2. Louisville	11	346:34	31:30
3. Pitt	11	342:35	31:08
4. Virginia	10	310:38	31:03
5. Boston College	11	341:03	31:00
6. North Carolina	12	370:16	30:51
7. Florida State	9	274:55	30:32
8. Virginia Tech	11	335:49	30:31
9. Clemson	12	365:25	30:27
10. NC State	12	344:21	28:41
11. Duke	11	314:14	28:34
12. Wake Forest	9	250:48	27:52
13. Miami	11	306:28	27:51
14. Georgia Tech	10	270:53	27:05
15. Syracuse	11	267:12	24:17

TURNOVER MARGIN	G	Gained			Lost			Margin	Per/G
		Fum	Int	Tot	Fum	Int	Tot		
1. Wake Forest	9	4	13	17	2	5	7	+10	1.11
2. Clemson	12	9	14	23	9	6	15	+8	0.67
3. Boston College	11	12	9	21	6	8	14	+7	0.64
4. Notre Dame	12	10	7	17	8	3	11	+6	0.50
5. Pitt	11	6	14	20	4	12	16	+4	0.36
6. Miami	11	9	7	16	6	6	12	+4	0.36
7. Syracuse	11	11	13	24	9	12	21	+3	0.27
8. Virginia Tech	11	5	12	17	8	6	14	+3	0.27
9. Virginia	10	7	11	18	5	14	19	-1	-0.10
10. North Carolina	12	3	8	11	5	8	13	-2	-0.17
11. Florida State	9	6	8	14	4	13	17	-3	-0.33
12. NC State	12	3	10	13	4	15	19	-6	-0.50
13. Georgia Tech	10	12	6	18	12	13	25	-7	-0.70
14. Louisville	11	7	5	12	12	12	24	-12	-1.09
15. Duke	11	11	9	20	20	19	39	-19	-1.73

RED ZONE OFFENSE	G	Scores	Pct.	TDs	(R-P)	FGs	TurnO
1. Wake Forest	9	40-43	93.0	31	21-10	9-11	0
2. Miami	11	39-43	90.7	26	14-12	13-14	0
3. Pitt	11	42-47	89.4	27	19-8	15-16	2
4. North Carolina	12	50-56	89.3	41	28-13	9-11	0
5. Louisville	11	39-44	88.6	29	17-12	10-10	3
6. Clemson	12	53-61	86.9	43	27-16	10-13	3
7. Boston College	11	43-51	84.3	25	9-16	18-20	4
8. Virginia Tech	11	35-42	83.3	26	19-7	9-11	3
9. Virginia	10	34-41	82.9	25	13-12	9-11	1
10. NC State	12	42-51	82.4	34	18-16	8-11	4
11. Duke	11	28-35	80.0	18	14-4	10-11	4
12. Notre Dame	12	46-60	76.7	35	25-10	11-14	3
13. Florida State	9	23-31	74.2	19	13-6	4-7	2
14. Georgia Tech	10	20-30	66.7	17	11-6	3-7	3
15. Syracuse	11	14-21	66.7	9	2-7	5-6	1

2020 Atlantic Coast Conference
Team Statistics Jan 2, 2021

RED ZONE DEFENSE	G	Scores	Pct.	TDs	(R-P)	FGs	TurnO	ATTENDANCE	Home	Away	Neutral	Total
1. Pitt	11	24-32	75.0	18	9-9	6-8	1	Boston College	6-0	5-3988	0-0	11-1813
2. Clemson	12	24-31	77.4	18	6-12	6-8	5	Clemson	6-18728	4-5582	2-4120	12-11911
3. Virginia	10	30-38	78.9	20	11-9	10-12	4	Duke	5-0	6-6834	0-0	11-3727
4. Syracuse	11	40-50	80.0	26	19-7	14-18	6	Florida State	5-16117	4-9678	0-0	9-13255
5. NC State	12	43-53	81.1	28	13-15	15-16	1	Georgia Tech	6-11000	4-5392	0-0	10-8757
6. Miami	11	38-46	82.6	26	12-14	12-17	1	Louisville	6-11469	5-4436	0-0	11-8273
7. Louisville	11	34-41	82.9	25	16-9	9-9	2	Miami	5-10398	5-7207	1-0	11-8003
8. Florida State	9	35-42	83.3	28	21-7	7-8	1	NC State	6-3418	5-1107	1-10422	12-3039
9. Duke	11	37-44	84.1	30	18-12	7-8	2	North Carolina	6-2946	5-6222	1-13737	12-5210
10. Virginia Tech	11	38-45	84.4	32	21-11	6-6	4	Notre Dame	6-9769	4-4996	2-11806	12-8518
11. Wake Forest	9	35-41	85.4	28	18-10	7-10	1	Pitt	6-1677	5-11077	0-0	11-5950
12. Georgia Tech	10	41-48	85.4	29	17-12	12-12	1	Syracuse	6-0	5-7330	0-0	11-3332
13. Boston College	11	36-42	85.7	26	16-10	10-11	3	Virginia	6-750	4-7778	0-0	10-3561
14. Notre Dame	12	26-30	86.7	16	8-8	10-11	1	Virginia Tech	6-750	5-4437	0-0	11-2426
15. North Carolina	12	40-46	87.0	29	19-10	11-15	1	Wake Forest	4-1612	4-3711	1-1500	9-2532
Totals									85-5907	70-5980	8-7189	163-6001

ON-SIDE KICKS BY	G	Recovered	Attempts	Success%
1. Notre Dame	12	1	1	100.0
2. Georgia Tech	10	2	3	66.7
3. Miami	11	1	2	50.0
4. Virginia Tech	11	1	4	25.0
Louisville	11	1	4	25.0
6. NC State	12	0	3	0.0
Syracuse	11	0	3	0.0
Boston College	11	0	2	0.0
Virginia	10	0	2	0.0
Wake Forest	9	0	1	0.0
Florida State	9	0	1	0.0
Duke	11	0	1	0.0
North Carolina	12	0	0	0.0
Clemson	12	0	0	0.0
Pitt	11	0	0	0.0

ON-SIDE KICKS AGAINST	G	Recovered	Attempts	Success%
1. Virginia Tech	11	0	4	0.0
Clemson	12	0	2	0.0
Wake Forest	9	0	2	0.0
Syracuse	11	0	0	0.0
Pitt	11	0	0	0.0
Virginia	10	0	0	0.0
Florida State	9	0	0	0.0
Georgia Tech	10	0	0	0.0
Louisville	11	0	0	0.0
10. North Carolina	12	1	7	14.3
11. NC State	12	1	3	33.3
12. Miami	11	1	2	50.0
Boston College	11	1	2	50.0
14. Duke	11	1	1	100.0
Notre Dame	12	1	1	100.0

**2020 Atlantic Coast Conference
Individual Statistics Through games of Jan 2, 2021**

RUSHING	Cl	G	Att.	Yds	Avg.	TD	Lg	Avg/G
1. Michael Carter-NC	Sr	11	156	1245	8.0	9	65	113.2
2. Khalil Herbert-VT	Sr	11	154	1182	7.7	8	76	107.5
3. Javonte Williams-NC	Jr	11	157	1140	7.3	19	65	103.6
4. Kyren Williams-ND	So	12	211	1125	5.3	13	65	93.8
5. Christian Beal-Smith-WF	Jr	9	142	732	5.2	5	58	81.3
6. Travis Etienne-CU	Sr	12	168	914	5.4	14	72	76.2
7. Mataeo Durant-DU	Jr	11	120	817	6.8	8	64	74.3
8. Kenneth Walker III-WF	So	8	119	579	4.9	13	75	72.4
9. Jordan Travis-FS	So	8	97	559	5.8	7	88	69.9
10. Sean Tucker-SU	Fr	9	137	626	4.6	4	40	69.6

PASSING AVG/GAME	Cl	G	Comp-Att-Int	Yds	TD	Avg/G
1. Trevor Lawrence-CU	Jr	10	231-334-5	3153	24	315.3
2. Sam Howell-NC	So	12	237-348-7	3586	30	298.8
3. Kenny Pickett-UP	Sr	9	203-332-9	2408	13	267.6
4. Phil Jurkovec-BC	So	10	205-336-5	2558	17	255.8
5. Sam Hartman-WF	So	9	159-273-5	2224	13	247.1
6. D'Eriq King-UM	Sr	11	211-329-5	2686	23	244.2
7. Malik Cunningham-UL	Jr	11	195-304-12	2617	20	237.9
8. Ian Book-ND	Sr	12	228-353-3	2830	15	235.8
9. Brennan Armstrong-VA	So	9	157-268-11	2117	18	235.2
10. Bailey Hockman-ST	Jr	10	171-266-11	2088	13	208.8

PASS EFFICIENCY	Cl	G	Comp-Att-Int	Yds	TD	Eff.
1. Sam Howell-NC	So	12	237-348-7	3586	30	179.1
2. Trevor Lawrence-CU	Jr	10	231-334-5	3153	24	169.2
3. D'Eriq King-UM	Sr	11	211-329-5	2686	23	152.7
4. Malik Cunningham-UL	Jr	11	195-304-12	2617	20	150.3
5. Ian Book-ND	Sr	12	228-353-3	2830	15	144.3
6. Brennan Armstrong-VA	So	9	157-268-11	2117	18	138.9
7. Sam Hartman-WF	So	9	159-273-5	2224	13	138.7
8. Phil Jurkovec-BC	So	10	205-336-5	2558	17	138.7
9. Bailey Hockman-ST	Jr	10	171-266-11	2088	13	138.1
10. Kenny Pickett-UP	Sr	9	203-332-9	2408	13	129.6

RECEPTIONS/GAME	Cl	G	No.	Yds	TD	Lg	Yds/G	Rec/G
1. Jaquarii Roberson-WF	Jr	9	62	926	8	80	102.9	6.9
2. Billy Kemp IV-VA	Jr	10	67	644	1	29	64.4	6.7
3. Amari Rodgers-CU	Sr	12	77	1020	7	83	85.0	6.4
4. Jordan Addison-UP	Fr	10	60	666	4	75	66.6	6.0
5. Taj Harris-SU	Jr	10	58	733	5	79	73.3	5.8
6. Michael Harley-UM	Sr	11	57	799	7	89	72.6	5.2
Hunter Long-BC	Jr	11	57	685	5	36	62.3	5.2
8. Tutu Atwell-UL	Jr	9	46	625	7	66	69.4	5.1
9. Flowerz,Z-BC	So	11	56	892	9	77	81.1	5.1
10. Dyami Brown-NC	Jr	11	55	1099	8	87	99.9	5.0

RECEIVE YDS/GAME	Cl	G	No.	Yds	TD	Lg	Avg/G	Yds/G
1. Jaquarii Roberson-WF	Jr	9	62	926	8	80	14.9	102.9
2. Dyami Brown-NC	Jr	11	55	1099	8	87	20.0	99.9
3. Amari Rodgers-CU	Sr	12	77	1020	7	83	13.2	85.0
4. Flowerz,Z-BC	So	11	56	892	9	77	15.9	81.1
5. Dez Fitzpatrick-UL	Sr	11	43	833	3	82	19.4	75.7
6. Cornell Powell-CU	Sr	12	53	882	7	70	16.6	73.5
7. Taj Harris-SU	Jr	10	58	733	5	79	12.6	73.3
8. Donavon Greene-WF	Fr	8	29	582	2	41	20.1	72.8
9. Michael Harley-UM	Sr	11	57	799	7	89	14.0	72.6
10. Tutu Atwell-UL	Jr	9	46	625	7	66	13.6	69.4

TOTAL OFFENSE	Cl	G	Rush	Pass	Plays	Total	Yds/G
1. Trevor Lawrence-CU	Jr	10	203	3153	402	3356	335.6
2. Sam Howell-NC	So	12	146	3586	440	3732	311.0
3. Brennan Armstrong-VA	So	9	552	2117	394	2669	296.6
4. Malik Cunningham-UL	Jr	11	609	2617	435	3226	293.3
5. D'Eriq King-UM	Sr	11	538	2686	459	3224	293.1
6. Kenny Pickett-UP	Sr	9	145	2408	413	2553	283.7
7. Ian Book-ND	Sr	12	485	2830	469	3315	276.2
8. Phil Jurkovec-BC	So	10	150	2558	413	2708	270.8
9. Sam Hartman-WF	So	9	-1	2224	336	2223	247.0
10. Jeff Sims-GT	Fr	10	492	1881	377	2373	237.3

SCORING	Cl	G	TD	FG	XPT	2XP	Pts	Pts/G
1. Javonte Williams-NC	Jr	11	22	0	0	0	132	12.0
2. Kenneth Walker III-WF	So	8	13	0	0	0	78	9.8
3. B.T. Potter-CU	Jr	12	0	18	61	0	115	9.6
4. Nick Sciba-WF	Jr	8	0	14	31	0	73	9.1
5. Alex Kessman-UP	Sr	11	0	23	31	0	100	9.1
6. Jose Borregales-UM	Sr	11	0	20	37	0	97	8.8
7. Brian Johnson-VT	Sr	11	0	20	34	0	94	8.5
8. Grayson Atkins-NC	Sr	12	0	12	63	0	99	8.2
9. Travis Etienne-CU	Sr	12	16	0	0	0	96	8.0
10. Aaron Boumerhi-BC	Sr	10	0	16	30	0	78	7.8

SCORING (TDs)	Cl	G	TD	Run	Pass	Ret	Pat	Pts	Avg/G
1. Javonte Williams-NC	Jr	11	22	19	3	0	0	132	12.0
2. Kenneth Walker III-WF	So	8	13	13	0	0	0	78	9.8
3. Travis Etienne-CU	Sr	12	16	14	2	0	0	96	8.0
4. Kyren Williams-ND	So	12	14	13	1	0	0	84	7.0
5. Michael Carter-NC	Sr	11	11	9	2	0	0	66	6.0
Cam'Ron Harris-UM	Jr	11	11	10	1	0	0	66	6.0
7. Flowerz,Z-BC	So	11	10	1	9	0	1	62	5.6
8. Jaquarii Roberson-WF	Jr	9	8	0	8	0	1	50	5.6
9. Zonovan Knight-ST	So	12	11	10	0	1	0	66	5.5
10. Kenny Pickett-UP	Sr	9	8	8	0	0	0	48	5.3

SCORING (KICK)	Cl	G	PAT	FG	Pts	Avg/G
1. B.T. Potter-CU	Jr	12	61-62	18-23	115	9.6
2. Nick Sciba-WF	Jr	8	31-31	14-17	73	9.1
3. Alex Kessman-UP	Sr	11	31-32	23-29	100	9.1
4. Jose Borregales-UM	Sr	11	37-37	20-22	97	8.8
5. Brian Johnson-VT	Sr	11	34-34	20-26	94	8.5
6. Grayson Atkins-NC	Sr	12	63-63	12-18	99	8.2
7. Aaron Boumerhi-BC	Sr	10	30-30	16-20	78	7.8
8. Jonathan Doerer-ND	Sr	12	48-48	15-23	93	7.8
9. James Turner-UL	So	11	40-40	13-15	79	7.2
10. Christopher Dunn-ST	Jr	12	43-43	12-17	79	6.6

PUNT RETURN AVG	Cl	G	No.	Yds	TD	Long	Avg/G
1. Dazz Newsome-NC	Sr	12	17	168	0	38	9.9
2. DJ Turner-UP	Sr	12	15	125	0	25	8.3
3. Billy Kemp IV-VA	Jr	10	14	71	0	19	5.1

KICK RETURN AVG	Cl	G	No.	Yds	TD	Long	Avg/G
1. Khalil Herbert-VT	Sr	11	16	430	0	83	26.9
2. Nykeim Johnson-SU	Sr	11	17	395	0	49	23.2
3. Jaylen Stinson-DU	Fr	11	17	355	0	40	20.9
4. Chris Tyree-ND	Fr	12	22	456	0	38	20.7
5. D. Phillyaw-Johnson-DU	Jr	9	18	349	0	39	19.4

2020 Atlantic Coast Conference
Individual Statistics Through games of Jan 2, 2021

ALL PURPOSE	Cl	G	Rush	Rcv	PR	KR	Yds	Avg/G
1. Khalil Herbert-VT	Sr	11	1182	179	0	430	1791	162.8
2. Michael Carter-NC	Sr	11	1245	267	0	156	1668	151.6
3. Travis Etienne-CU	Sr	12	914	588	44	189	1772	147.7
4. Javonte Williams-NC	Jr	11	1140	305	0	0	1445	131.4
5. Kyren Williams-ND	So	12	1125	313	0	0	1438	119.8
6. Zonovan Knight-ST	So	12	788	136	0	329	1253	104.4
7. Jaquarii Roberson-WF	Jr	9	0	926	0	0	926	102.9
8. Donavon Greene-WF	Fr	8	0	582	0	238	820	102.5
9. Dyami Brown-NC	Jr	11	0	1099	0	0	1099	99.9
10. DJ Turner-UP	Sr	12	65	634	125	311	1135	94.6

PUNTING	Cl	G	No.	Yds	Lg	120	50+	TB	Avg.
1. Pressley Harvin III-GT	Sr	9	45	2161	70	18	22	3	48.0
2. Lou Hedley-UM	Jr	11	49	2311	60	14	20	2	47.2
3. Trenton Gill-ST	Fr	12	52	2334	62	18	16	6	44.9
4. Nolan Cooney-SU	Sr	11	74	3314	64	24	25	3	44.8
5. Kirk Christodoulou-UP	Jr	11	53	2368	61	23	14	1	44.7
6. Will Spiers-CU	Sr	12	45	1979	64	17	12	4	44.0
7. Alex Mastromanno-FS	Fr	8	35	1523	54	7	4	1	43.5
8. Porter Wilson-DU	Fr	11	53	2276	70	21	12	2	42.9
9. Grant Carlson-BC	Sr	11	43	1825	62	15	8	3	42.4
10. Nash Griffin-VA	Sr	10	42	1780	58	12	9	4	42.4

FIELD GOALS	Cl	G	Made	Att.	Long	Pct.	FG/G
1. Alex Kessman-UP	Sr	11	23	29	58	79.3	2.09
2. Jose Borregales-UM	Sr	11	20	22	57	90.9	1.82
Brian Johnson-VT	Sr	11	20	26	55	76.9	1.82
4. Nick Sciba-WF	Jr	8	14	17	46	82.4	1.75
5. Aaron Boumerhi-BC	Sr	10	16	20	41	80.0	1.60
6. B.T. Potter-CU	Jr	12	18	23	52	78.3	1.50
7. Jonathan Doerer-ND	Sr	12	15	23	51	65.2	1.25
8. Charlie Ham-DU	Fr	11	13	15	47	86.7	1.18
James Turner-UL	So	11	13	15	50	86.7	1.18
10. Brian Delaney-VA	Sr	10	10	13	42	76.9	1.00

FIELD GOAL PCT	Cl	G	Made	Att.	Long	Pct.
1. Jose Borregales-UM	Sr	11	20	22	57	90.9
2. Charlie Ham-DU	Fr	11	13	15	47	86.7
James Turner-UL	So	11	13	15	50	86.7
4. Nick Sciba-WF	Jr	8	14	17	46	82.4
5. Aaron Boumerhi-BC	Sr	10	16	20	41	80.0
6. Alex Kessman-UP	Sr	11	23	29	58	79.3
7. B.T. Potter-CU	Jr	12	18	23	52	78.3
8. Brian Johnson-VT	Sr	11	20	26	55	76.9
Brian Delaney-VA	Sr	10	10	13	42	76.9
10. Christopher Dunn-ST	Jr	12	12	17	53	70.6

PAT KICKING PCT	Cl	G	Made	Att.	Pct.
1. Grayson Atkins-NC	Sr	12	63	63	100.0
Jonathan Doerer-ND	Sr	12	48	48	100.0
Christopher Dunn-ST	Jr	12	43	43	100.0
James Turner-UL	So	11	40	40	100.0
Jose Borregales-UM	Sr	11	37	37	100.0
Brian Johnson-VT	Sr	11	34	34	100.0
Nick Sciba-WF	Jr	8	31	31	100.0
Aaron Boumerhi-BC	Sr	10	30	30	100.0
9. B.T. Potter-CU	Jr	12	61	62	98.4
10. Brian Delaney-VA	Sr	10	35	36	97.2

2020 Atlantic Coast Conference
Individual Statistics Through games of Jan 2, 2021

TACKLES (All positions)								SACKS							
	Cl	G	Pos	Solo	Ast	Total	Avg/G		Cl	G	Pos	Solo	Ast	Total	Avg/G
1. Payton Wilson-ST	So	10	LB	57	51	108	10.8	1. Patrick Jones II-UP	Sr	11	DL	6	6	9.0	0.82
2. Nick Jackson-VA	So	10	LB	55	50	105	10.5	2. Chris Rumph II-DU	Jr	11	DE	6	4	8.0	0.73
3. Isaiah McDuffie-BC	Jr	11	LB	54	53	107	9.7	3. Jaelan Phillips-UM	Jr	10	DL	6	4	8.0	0.80
4. Max Richardson-BC	Sr	11	LB	47	52	99	9.0	4. Victor Dimukeje-DU	Sr	11	DE	5	5	7.5	0.68
5. David Curry-GT	Sr	10		41	43	84	8.4	5. Rashad Weaver-UP	Sr	9	DL	6	3	7.5	0.83
6. Chazz Surratt-NC	Sr	11		49	42	91	8.3	6. Tomon Fox-NC	Sr	12	LB	6	2	7.0	0.58
7. Ja'Cquez Williams-WF	Sr	9	LB	41	32	73	8.1	Adetokunbo Ogundeji-ND	Sr	12	DL	6	2	7.0	0.58
8. Quez Jackson-GT	Jr	10		45	35	80	8.0	8. Justus Reed-VT	Sr	11		5	3	6.5	0.59
9. Zane Zandier-VA	Sr	10	LB	32	47	79	7.9	Amare Barno-VT	Jr	11		6	1	6.5	0.59
10. Isaiah Moore-ST	Jr	12	LB	38	56	94	7.8	Daniel Joseph-ST	Sr	11	DL	6	1	6.5	0.59
11. Chamarri Conner-VT	Jr	11		60	21	81	7.4	11. Charles Snowden-VA	Sr	9	LB	6	0	6.0	0.67
12. Shaka Heyward-DU	So	11	LB	49	31	80	7.3	12. Chazz Surratt-NC	Sr	11		6	0	6.0	0.55
13. Amari Gainer-FS	So	9	LB	36	29	65	7.2	13. Jarrod Hewitt-VT	Sr	11		4	3	5.5	0.50
14. C.J. Avery-UL	Sr	11	LB	48	31	79	7.2	14. Carlos Basham, Jr.-WF	Sr	7	DL	5	0	5.0	0.71
15. Nick Andersen-WF	Fr	9	DB	47	16	63	7.0	15. Max Roberts-BC	Sr	10	DT	3	3	4.5	0.45
16. Emmett Rice-FS	Sr	9	LB	27	35	62	6.9	16. Isaiah Foskey-ND	So	12	DL	4	1	4.5	0.38
17. Bubba Bolden-UM	Jr	11	DB	50	24	74	6.7	17. Cam Bright-UP	Jr	11	LB	3	3	4.5	0.41
18. Damar Hamlin-UP	Sr	10	DB	37	30	67	6.7	18. Quincy Roche-UM	Sr	10	DL	3	3	4.5	0.45
19. Alan Tisdale-VT	So	9		21	38	59	6.6	19. Baylon Spector-CU	Jr	12	LB	3	3	4.5	0.38
20. Jeremiah Gemmel-NC	Jr	12	LB	50	28	78	6.5	Dawkins, Te.-ST	Fr	12	DE	4	1	4.5	0.38
21. Marquis Waters-DU	Sr	11		46	25	71	6.5	TACKLES FOR LOSS							
22. Jakeen Harris-ST	So	12	SAF	43	33	76	6.3		Cl	G	Pos	Solo	Ast	Total	Avg/G
23. Mikel Jones-SU	So	11	LB	43	26	69	6.3	1. Amare Barno-VT	Jr	11		14	4	16.0	1.45
Rayshard Ashby-VT	Sr	11		38	31	69	6.3	2. Jaelan Phillips-UM	Jr	10	DL	11	9	15.5	1.55
25. Divine Deablo-VT	Sr	9		32	23	55	6.1	3. Quincy Roche-UM	Sr	10	DL	11	7	14.5	1.45
Rob Hanna-SU	Fr	9	DB	43	12	55	6.1	4. Rashad Weaver-UP	Sr	9	DL	12	5	14.5	1.61
27. Ja'Had Carter-SU	Fr	11	DB	53	14	67	6.1	5. SirVocea Dennis-UP	So	10	LB	12	5	14.5	1.45
28. Juanyeh Thomas-GT	Jr	10		38	21	59	5.9	6. Patrick Jones II-UP	Sr	11	DL	9	8	13.0	1.18
29. Garrett Williams-SU	Fr	11	DB	54	10	64	5.8	7. Chris Rumph II-DU	Jr	11	DE	9	7	12.5	1.14
30. Drake Thomas-ST	So	10	LB	25	33	58	5.8	8. Myles Murphy-CU	Fr	12	DE	8	8	12.0	1.00
31. Ryan Smenda, Jr.-WF	Jr	9	LB	26	26	52	5.8	9. Payton Wilson-ST	So	10	LB	9	5	11.5	1.15
32. Traveon Redd-WF	Sr	8	DB	21	25	46	5.8	10. Victor Dimukeje-DU	Sr	11	DE	9	5	11.5	1.05
33. Geoff Cantin-Arku-SU	So	11	LB	52	11	63	5.7	11. Isaiah Moore-ST	Jr	12	LB	8	6	11.0	0.92
Kyle Hamilton-ND	So	11	S	51	12	63	5.7	Jer., Owusu-Koramoah-ND	Sr	12	LB	10	2	11.0	0.92
35. SirVocea Dennis-UP	So	10	LB	35	22	57	5.7	13. Tomon Fox-NC	Sr	12	LB	8	5	10.5	0.88
36. Baylon Spector-CU	Jr	12	LB	35	31	66	5.5	Baylon Spector-CU	Jr	12	LB	8	5	10.5	0.88
Devin Taylor-VT	Sr	10		36	19	55	5.5	15. Miles Fox-WF	Sr	9	DL	8	5	10.5	1.17
38. Rodjay Burns-UL	Sr	11	LB	37	22	59	5.4	16. Daniel Joseph-ST	Sr	11	DL	8	4	10.0	0.91
39. Amari Carter-UM	Sr	10	DB	36	17	53	5.3	17. Charles Snowden-VA	Sr	9	LB	8	4	10.0	1.11
40. Jer., Owusu-Koramoah-ND	Sr	12	LB	42	20	62	5.2	18. Drake Thomas-ST	So	10	LB	6	7	9.5	0.95
41. Ifeatu Melifonwu-SU	Jr	11	DB	42	13	55	5.0	19. Gilbert Frierson-UM	So	11	DB	9	0	9.0	0.82
Stephen Dix-FS	Fr	9	LB	18	27	45	5.0	20. David Curry-GT	Sr	10		6	6	9.0	0.90
43. Noah Taylor-VA	Jr	9	LB	20	24	44	4.9								
Charles Snowden-VA	Sr	9	LB	20	24	44	4.9								
45. Cam Bright-UP	Jr	11	LB	32	21	53	4.8								
Chris Rumph II-DU	Jr	11	DE	25	28	53	4.8								
Gilbert Frierson-UM	So	11	DB	29	24	53	4.8								
48. Wesley Walker-GT	Fr	10		30	18	48	4.8								
49. Shaun Crawford-ND	Sr	12	CB	40	17	57	4.8								
Drew White-ND	Sr	12	LB	30	27	57	4.8								

2020 Atlantic Coast Conference
Individual Statistics Through games of Jan 2, 2021

PASSES DEFENDED	Cl	G	BrUp	Int.	Total	Avg/G
1. Asante Samuel-FS	Jr	8	6	3	9	1.12
2. Kei'Trel Clark-UL	So	10	10	1	11	1.10
3. Garrett Williams-SU	Fr	11	10	2	12	1.09
4. Brandon Sebastian-BC	Jr	11	10	1	11	1.00
Nick Andersen-WF	Fr	9	5	4	9	1.00
Jeremiah Lewis-DU	So	11	9	2	11	1.00
7. Shyheim Battle-ST	Fr	12	10	1	11	0.92
8. Ifeatu Melifonwu-SU	Jr	11	9	1	10	0.91
Michael Carter II-DU	Sr	11	8	2	10	0.91
10. Damar Hamlin-UP	Sr	10	7	2	9	0.90
11. Ja'Sir Taylor-WF	Sr	9	6	2	8	0.89
Divine Deablo-VT	Sr	9	4	4	8	0.89
13. Jason Pinnock-UP	Sr	10	5	3	8	0.80
14. Derion Kendrick-CU	Jr	9	6	1	7	0.78
15. Nick McCloud-ND	Sr	12	8	1	9	0.75
16. Zamari Walton-GT	So	10	5	2	7	0.70
17. Jakeen Harris-ST	So	12	7	1	8	0.67
Brion Murray-VT	Jr	9	4	2	6	0.67
Kyler McMichael-NC	So	9	6	0	6	0.67
20. Kyle Hamilton-ND	So	11	6	1	7	0.64

INTERCEPTIONS	Cl	G	No.	Yds	TD	Long	Avg/G
1. Divine Deablo-VT	Sr	9	4	5	0	5	0.44
Nick Andersen-WF	Fr	9	4	0	0	0	0.44
3. Asante Samuel-FS	Jr	8	3	74	0	38	0.38
4. Mikel Jones-SU	So	11	4	41	0	27	0.36
5. Jason Pinnock-UP	Sr	10	3	20	0	20	0.30
6. Jahmin Muse-BC	Jr	11	3	50	0	38	0.27
7. Nolan Turner-CU	Sr	12	3	52	0	31	0.25
8. Brion Murray-VT	Jr	9	2	92	0	47	0.22
Ja'Sir Taylor-WF	Sr	9	2	45	1	45	0.22
10. Marquis Williams-UP	So	10	2	45	0	34	0.20

FUMBLES FORCED	Cl	G	No.	Avg/G
1. Curtis Ryans-GT	So	8	3	0.38
2. Bubba Bolden-UM	Jr	11	4	0.36
3. Jordan Domineck-GT	So	9	3	0.33
Rashad Weaver-UP	Sr	9	3	0.33
5. Yasir Abdullah-UL	Jr	11	3	0.27
Mikel Jones-SU	So	11	3	0.27
Derrick Tangelo-DU	Sr	11	3	0.27
8. Jer., Owusu-Koramoah-ND	Sr	12	3	0.25
Myles Murphy-CU	Fr	12	3	0.25
10. Daelin Hayes-ND	Sr	9	2	0.22

FUMBLES RECOVERED	Cl	G	No.	Avg/G
1. Quincy Roche-UM	Sr	10	3	0.30
2. Drew Jordan-DU	Sr	11	3	0.27
3. Asante Samuel-FS	Jr	8	2	0.25
4. Jaylen Griffin-VT	Jr	9	2	0.22
Jordan Domineck-GT	So	9	2	0.22
Jones,D-BC	Sr	9	2	0.22
7. Tucker Finkelston-VA	So	10	2	0.20
Amari Carter-UM	Sr	10	2	0.20
9. Marcus Valdez-BC	Jr	11	2	0.18
Mikel Jones-SU	So	11	2	0.18