




# ACTIVE ENGAGEMENT AND READ-ALOUDS


- Teaching Comprehension Strategies and Skills through Interactive Read-alouds
  - Ideas for Before-During-After Reading Activities
- Cross-Curricular Connections and Integrating Children's Literature with Content

# Pairing Strategies and Skills


- Visualizing/ Setting
- Making Connections/ Character Traits and Feelings
- Summarizing Fiction/ Story Elements and Sequence
- Synthesizing and Summarizing Nonfiction/ Main Idea & Detail
- Inferring/ Drawing Conclusions
- Questioning/Determining Importance



**Beth Estill**  
Malibu  
Elementary  
Virginia Beach




“The keys to comprehension are **the activation of prior or background knowledge; active engagement in the content;** and **metacognition.** In essence, these three categories cover the BEFORE, DURING, and AFTER of content reading.”



[Readingquest.org](https://www.readingquest.org)


“CLOCK BUDDIES”

## Partnering Students



- Be very explicit when giving directions and MODEL first (You must exchange papers with your partner. They will write their name on your paper and you will write your name on their paper. Be sure your times match and you have both written each other down before moving on to find another “appointment.”)
- Go through the twelve appointment times, having students stand around outside of room next to their partner and those without a partner in the middle, match accordingly and correct any misunderstandings
- Make copies and keep on hand in case a student loses their copy
- Have students all keep it in the same place where it is easily accessible and consistent


# BEFORE READING



## Mystery Plot

- Select 6-10 key events from the text, without ones that give away the ending
- Cut into separate slips of paper and place in a bag or container
- Students work in groups (tables) to pass around the container, pulling out one of the mystery plot events
- Groups discuss and organize into an order they think makes sense
- Leave mystery plot and come to together to read aloud the story
- Have students revise their mystery plot and sequence the events of the story after reading

# BEFORE READING




## Anticipation Guides

- Select 6-12 important/interesting facts
- Read through statements and have students place True or False in the Before Reading column
- During (or After) reading, have students revise their predictions and put whether they found the statement to be True or False in the After Reading column
- For an added challenge, have students revise the false statements in order to make them true

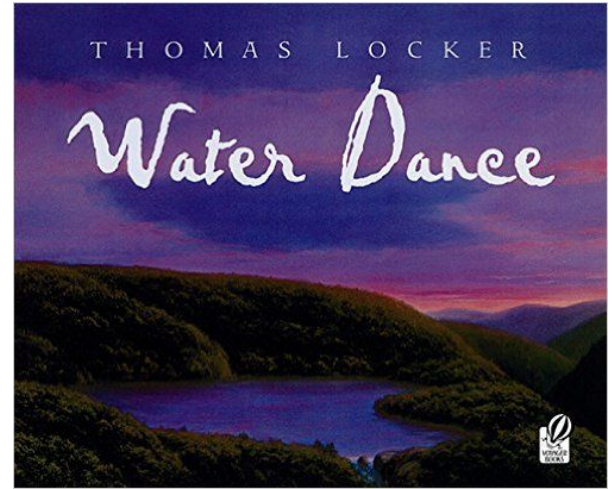
# DURING READING

## “Show Me” Wallets



- Create a pocket by folding construction paper or tag board (see example)
- All answer choices are kept in the pocket
- At a stopping point, students select their response and move that to the front of their pocket
- They must wait until you say “show me” and keep their eyes on the front of the room
- Quick, formative assessment
- Can be used for fact and opinion, identify genres (fiction vs. nonfiction), etc.

# DURING READING



## “Predicting Power”

Three columns:


Prediction/Inference	Clues from the Text/Evidence	Confirm/Revise Prediction
----------------------	------------------------------	---------------------------




# DURING READING

## Other Graphic Organizers

- Story Maps/Story boards
- Sequence
- Cause/Effect
- Visualizing
- Venn Diagrams and other **Compare/Contrast** formats



# DURING READING




## Song Lyrics

- Great for inferring, visualizing, discussing author's craft, figurative language, and more
- Music is a component in Comprehension Connections strategy units

<https://www.youtube.com/watch?v=Om3j8VP1oCI>

# AFTER READING

- Complete the graphic organizer
- Reading Response
- Exit Slip
- 1 sentence summary
- RAFT prompt
- Matching Activities (**Silent Body Sort**)



# SOURCES

Google Images

Amazon

Strategies That Work: Teaching Comprehension for Understanding and Engagement Harvey and Goudvis

Comprehension Connections: Bridges to Strategic Reading Tanny McGregor

Genre Connections: Lessons to Launch Literary and Nonfiction Texts Tanny  
McGregor