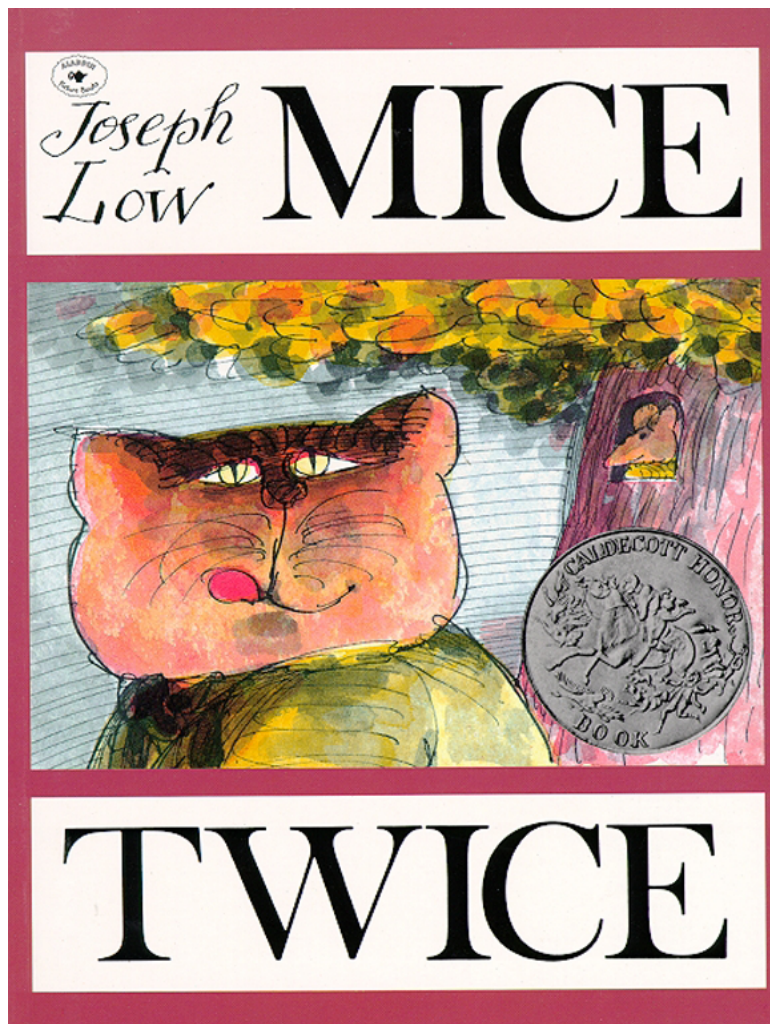


SAG-AFTRA FOUNDATION PRESENTS

# Storyline Online®

## ACTIVITY GUIDE

ACTIVITIES RECOMMENDED FOR CHILDREN AGES 5 - 7



WRITTEN AND ILLUSTRATED BY JOSEPH LOW

Watch the video of actor  
**Ty Burrell**  
reading this story at  
[storylineonline.net](http://storylineonline.net)



# ABOUT THIS STORY

## SYNOPSIS

A round of uneasy hospitality results when Mouse and Dog arrive at Cat's house for dinner.

## THEMES IN THE STORY

Cleverness, Anticipation, Irony, Etiquette

## TALK IT UP!

Use the following questions to discuss the themes of the story:

- Cat was thinking about supper and had a craving for a “nice, tender mouse”. Name other animals and list their “favorite” foods.
- Cat was expecting Mouse to bring another mouse friend to dinner. Instead, Mouse brought Dog. Do you think this was a clever choice? Why or why not?
- Although the Lion is much bigger than the Wasp, the Wasp made the Lion “frantic”. Can you think of some other animals that may be small but mighty?
- Cat, Mouse, Dog, Wolf, Crocodile and Lion are very proper dinner guests. The characters propose polite invitations, arrive on time, wear appropriate clothes, engage in small talk, and offer guests food. Discuss manners and table etiquette at your house. Do you treat dinner guests with the same respect as the characters in the story?
- If you could invite an animal friend to dinner, which animal would you invite? Why did you choose this animal?

## DINNER GUESTS

Cat, Mouse, Dog, Wolf, Crocodile, Lion and Wasp are all dinner guests in the story. Choose your favorite character and learn more about this animal!

### **MATERIALS —**

Pencil/Paper, Internet, Digital Device

### **PREPARATION TIME —**

None

### **LENGTH OF ACTIVITY —**

30 minutes

### **DIRECTIONS FOR ACTIVITY —**

After you select your animal, write 3 facts that you already know about this animal. Next, think about 3 questions that you want to know about this animal and write them down. Use the internet to discover the answers to your questions. Did anything surprise you?

## HUNGRY LION, COURTESY OF [THATARTISTWOMAN.ORG](http://THATARTISTWOMAN.ORG)

Lion was so big he all but filled Cat's house. Have fun making your own lion with a mane as full as the one in the story!

### MATERIALS —

Watercolor or heavy sketch paper, Book pages, newspaper, magazines, maps (whatever "paper" you have around), Tempera paint in blue, white, black, red, orange, yellow, and brown, Brown kraft paper, pastels, white pencil/crayon, glue, scissors

### LENGTH OF ACTIVITY —

1-Hour

### DIRECTIONS FOR ACTIVITY —

- Step 1: Tape off your watercolor or heavy sketch paper and paint the background blue.
- Step 2: Next, paint book pages/newspaper/magazines/maps in red, yellow, orange, brown and white and let dry.
- Step 3: Add texture to the painted paper: Use stamping circles from a paper roll (big circles) and glue cap (small circles); Add stripes, squiggly lines and paint splatter; Add some dry brushing in another color.
- Step 4: Use the brown kraft paper and sketch out a lion. Make it smaller than your background paper so you have room for the mane. 🔍 **Google It!:** Search images of lions for reference photos.
- Step 5: Use pastels to bring your lion to life.
- Step 6: Use scissors to cut your lion face. Place on background and trace it with white pencil/crayon so you can build the mane in the right place.
- Step 7: Using scissors and the painted/textured paper cut out strips, squares and rectangles. Glue into place.
- Step 8: When you have added enough, add your face to the mane.



Step 1



Step 2



Step 3



Step 4




Step 5



Step 6



Step 7



Step 8

## COOKING ACTIVITY: NUTELLA BRIE BITES

Dog had prepared Brie, a “delicate French cheese” for Cat and Wolf.  
Try these Nutella Brie Bites. Your dinner guests will find them “splendid”!



### INGREDIENTS —

1 wheel of brie  
1 package puff pastry  
1 egg  
Nutella  
Knife, baking sheet, cooking spray, small bowl

### INSTRUCTIONS —

- Step 1:** Preheat oven to 400 degrees.
- Step 2:** Cut wheel of brie in half, then rotate to cut into quarters; Continue to cut pieces in half until you get about 14 even wedges.
- Step 3:** Lightly beat one egg in small bowl.
- Step 4:** Lightly coat baking sheet with cooking spray. Arrange the puff pastry on the baking sheet and lightly brush with the egg.
- Step 5:** Place each brie wedge on top of the puff pastry.
- Step 6:** Bake for 20 minutes, or until the cheese has melted over the puff pastry and the pastry has risen slightly.
- Step 7:** Slightly warm Nutella and drizzle a few tablespoons over puff bites.

### Add some math to your recipe!

- Equal & Unequal Parts: Did you cut your brie wheel into equal or unequal parts?
- Practice identifying Equal Parts, Unequal Parts, Halves, Thirds, Fourths & Eighths.  
🔍 **Google It!:** Search “Fraction math for 1st grade” to find printable worksheets.

## EXPERIMENT: WASP TRAP

Wasp stings Lion’s nose, ear, tongue and lip! These insects usually will not target someone for no reason. Wasps will only sting when they feel threatened...not because you may taste delicious to them.

Let’s discover what does taste delicious to wasps!

### MATERIALS —

(3) 2L plastic bottles, Scissors, Felt pen, Bamboo skewer, 40 cm of string, 1c tap water, 1c sugar water ( $\frac{1}{2}$  c water +  $\frac{1}{2}$  c apple juice), 2oz raw chicken, Strainer, Hole punch

### LENGTH OF ACTIVITY —

12 days


### PREPARATION TIME —

45 minutes

## PROCEDURE FOR EXPERIMENT —

- Step 1:** Draw a line around each bottle 10cm from the top and cut along lines. The tops of the bottles make a funnel.
- Step 2:** Place tops inside the bottles. The small opening in the funnel will make it difficult for the bees to escape.
- Step 3:** Label the bottles A, B and C. Make a prediction.
- a. Bottle A: 1c of sugar water
  - b. Bottle B: 1c of tap water
  - c. Bottle C: 2oz raw chicken
    - i. Measure 1.5cm from the top of the bottle and mark the spot on both sides.
    - ii. Use hole punch to make holes on both sides
    - iii. Put the funnel in the bottle. Mark the spot for the holes on the funnel (these holes match the holes on the bottle). Remove funnel and punch holes.
    - iv. Pour 1c of tap water in the bottle
    - v. Here's where you get creative: Thread the skewer through 1-set of holes. Tie the string to the skewer and the chicken before putting the skewer in the other set of holes. You want the chicken to hang below the funnel without sitting in the water.
- Step 4:** Place the bottles near a colony of wasps in your yard or neighborhood. Count the wasps (and other insects) in the bottle every evening and log your findings. Scoop the dead insects from the bottles.
- a. Rotate the order of the bottles every 2 days

Did you predict right? Which bait trap works best?

 **Google It!** Search “Why do wasps sting?” to learn more about the behavior of these insects. Search “bee science fair projects” for more ideas related to zoology.



# PHYSICAL ACTIVITIES

Cat, Mouse, Dog, Wolf, Crocodile and Lion demonstrate polite dinner party etiquette, despite their interest in actually eating their guests for dinner! Practice your manners with Manners Charade.

## MANNERS CHARADE

### MATERIALS —

Index cards, pen/pencils, bowl

### DIRECTIONS FOR ACTIVITY —

Brainstorm actions that are considered “good manners” and “bad manners” and write on index card. Fold each index card and drop into bowl. Divide the group into teams. Teams take turns drawing from the bowl and acting out the action. The opposing team first decides whether the action is “good” or “bad.” Then, they guess the action.

A healthy mind is just as important as a healthy body. Do some animal yoga and learn to use your body in a healthy way.

## ANIMAL YOGA

### MATERIALS —

Comfortable clothes

### DIRECTIONS FOR ACTIVITY —

**Cat Pose:** Come to a tabletop position. Flatten your back and keep neck in a neutral position. On an exhale, gently drop your head, press your belly up, rounding your spine and tucking your tail bone, stretching like a cat. On an inhale, come back slowly to starting position.

**Lotus Pose:** Sit with a tall spine, cross your legs and rest of the palms of your hands on your knees. Be still and quiet like a mouse.

**Downward-Facing Dog Pose:** From a standing position, bend down and place your palms flat on the ground. Walk your hands away from your feet to create an upside-down V shape. Straighten your legs, relax your head and neck and look down.

**Plank Pose:** Balance on your palms and toes, keeping your arms straight and your back long and flat, like a crocodile floating in the water.

**Upward-Facing Dog Pose:** Lay on your belly. Place the palms of your hands next to your shoulders and look up. Straighten your arms and expand your chest like you are howling at the moon like a wolf.

**Lion’s Breath:** Sit in “Hero Pose”. Take a deep breath in through your nose. On the exhale, look forward, open your mouth, stick out your tongue, and exhale audibly, making a “ha” sound, pretending to be a lion.

**Happy Baby Pose:** Lie on your back with your chin tucked. Hug your knees into your chest and grab the outer part of your feet with both of your hands. Rock and buzz like a happy hornet!

Field trips are a great way to make a real world connection to the story.

## DINNER PARTY

Host a formal dinner party for your friends. Request that your guests wear proper attire and arrive on time. 🔍 **Google It:** Search “how to set a table for a formal dinner” and give each guest a full table setting. Remember to practice your manners.

## TASTING

Visit your local grocery store and ask to learn more about the variety of cheeses. Taste testing samples recommended!

## DO SOMETHING

At the end of the story, Mouse says to Wasp, “Good friend, do help yourself to anything you fancy.” Do something kind and thoughtful for a good friend.



## ABOUT STORYLINE ONLINE

The SAG-AFTRA Foundation's children's literacy website *Storyline Online*® streams imaginatively produced videos featuring celebrated actors to help inspire a love of reading. Storyline Online receives millions of views every month in hundreds of countries. Visit Storyline Online® at [storylineonline.net](http://storylineonline.net).

## ABOUT THE SAG-AFTRA FOUNDATION

The SAG-AFTRA Foundation provides vital assistance and educational programming to the professionals of SAG-AFTRA while serving the public at large through its signature children's literacy program. Founded in 1985, the Foundation is a national non-profit organization that relies solely on support from grants, corporate sponsorships, and individual contributions to fund our programs. Visit [sagaftra.foundation](http://sagaftra.foundation).

STORYLINE ONLINE BROUGHT TO YOU BY

SAG-AFTRA  
FOUNDATION