


The Guinea Pigs' Storybooks Activity Packet



Great for:

- Kids' birthdays
- Reading parties
- Adult fans—the activities work for a wide range of ages
- Teachers who want to enrich their students' reading experience
- Those who enjoy the series . . . and just want to have some fun



The Guinea Pigs' Storybooks: Activity Packet

Instructions

This packet is intended for families wishing to celebrate reading the series together, for kids to have a party with their friends (and maybe even their pets), for teachers who wish to use the books in the classroom, or simply anyone who wants to enjoy tying reading in with activities. Some of the activity sheets have two sides. This guide will tell you which pages to print out for certain activities. To print, select "fit to page" to make sure no text or images are cut off. When you're done, staple each complete packet together. Teachers, if you'd like, you can print one copy for yourself, and later photocopy the pages you choose to share with your students. To download the activity packet, visit www.millworks.webs.com.

Reading with a Guinea Pig 3

A cookie recipe and mini party hat – both designed for guinea pigs.

If you don't have guinea pigs, there's no need to print this page out. If you do, print out one copy per guinea pig for the hats, or just one copy if you only want to use the recipe.

The Artwork 4-6

Find out about the artwork in the books, draw your own simple guinea pig drawing, and do a picture puzzle.

Print out one copy of the three-page set per person.

Personality Quiz 7 + 8

Which guinea pig are you the most like?

Print out one copy per person, printing both sides on one sheet of paper. If you prefer, you can print out only one copy of page 8, since it's the answer key.

Quizzes 9 + 10

One quiz will test your general knowledge about the series, and the other is about the stories.

Print on both sides of a sheet of paper. Or, if doing this for a large group as a contest to see who can get the most correct answers, you might wish to only print out one copy of page 10, which contains all the answers.

Puzzles 11-15

Scrambled-up names, a maze, a crossword, a word search, and a page of mini puzzles and jokes.

These puzzles are intended to be printed in any way that you'd like; for example, each on a separate sheet, or with your two favorites back-to-back. No solutions are provided, but the puzzles have been tested for accuracy. Printing the word search and crossword puzzle on one sheet of paper will be helpful, since the words in the word search are big hints for the crossword.

Guinea Pig Games 16

Alphabet Food Game and Corn Chowder Chase.

Find out more about the games the guinea pig friends enjoy, and learn how you can play them, too! Only one copy is needed, even for a group of people.

Series Information 17 + 18

Information about the author and book descriptions.

In exchange for using these free activities, please include page 18 at the end of each of the activity packets you print out. Page 17 is intended for readers who wish to know more about the author, and the animals who inspired the series.

Reading with a Guinea Pig

Oatmeal Cookies for Guinea Pigs

1 banana
1/2 cup instant oats
1 tablespoon water
1 tablespoon raisins



Preheat oven to 350 degrees.

Remove and discard banana peel. Cream the banana in a blender.

Pour the banana cream into a bowl. Stir in the oats. Add water. Mix. Add raisins. Stir.

Drop by tablespoonful onto a cookie sheet. Reshape slightly if desired.

Bake the cookies for 12 minutes.

Let the cookies cool completely on the cookie sheet before removing them

Makes half a dozen oatmeal cookies—exclusively for guinea pigs! (Remember that treats are just treats and should only be given in


small amounts to your guinea pigs.)

Copyright © 2003 by Melissa J. Taylor

This recipe is from *Cooking for My Cavy: Recipes for Guinea Pig Treats*, a wonderful collection of over twenty-five recipes for cavies, using wholesome ingredients commonly found in kitchens. You will find instructions for such delights as Cavy Kabobs, Piggy Pizza, Piggy Popcorn, Couch-cavy Cookies, Oatmeal Cookies, and over twenty more! The recipes are accompanied with Melissa J. Taylor's enchanting black and white hand-drawn guinea pigs on every page. A must for any guinea pig aficionado, this book also makes a charming gift. Available from all major booksellers.



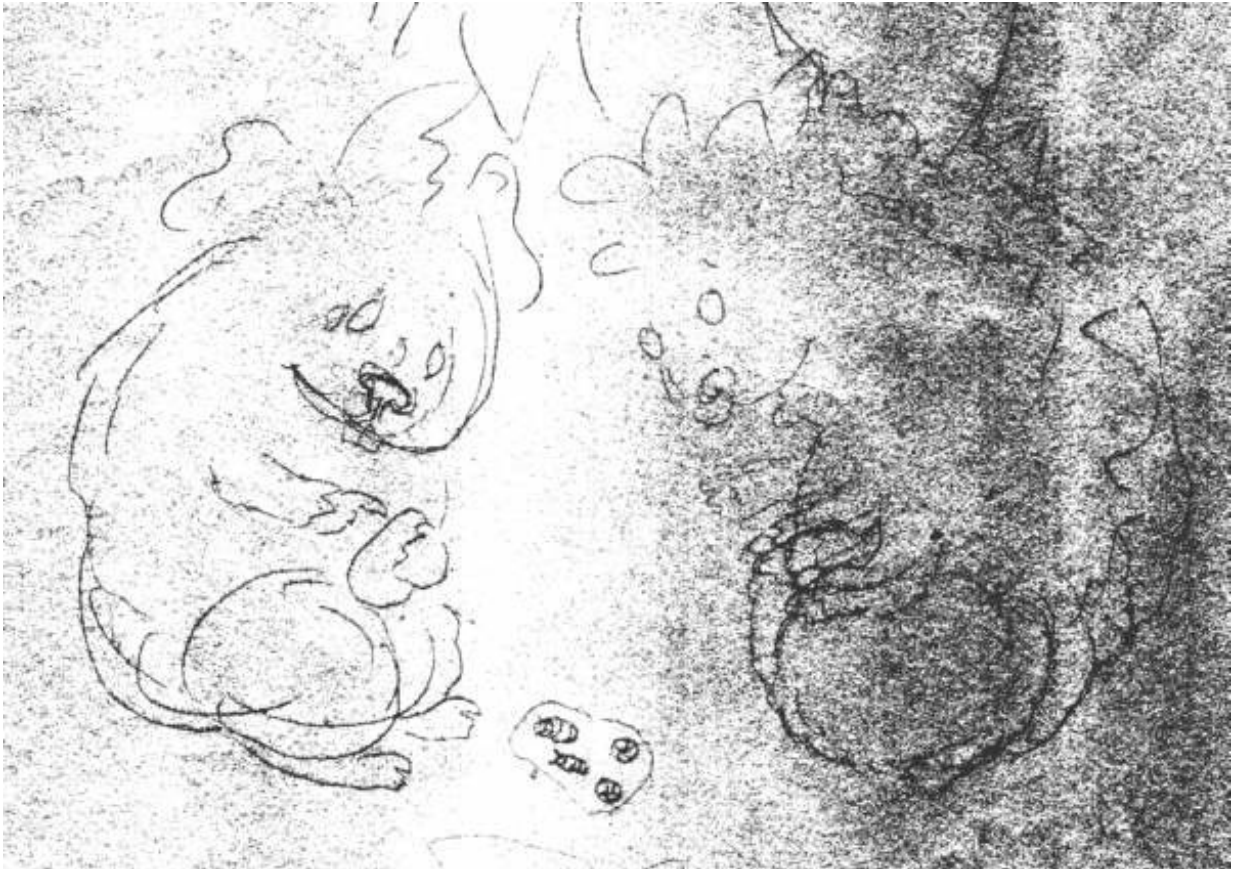
Party
Hat



www.millworks.webs.com

Celebrate reading *The Guinea Pigs' Storybooks* with your favorite guinea pig! Color and cut out the party hat at right. Slightly overlap the two straight edges and tape them together carefully. To design your own, trace the shape. Put the hat on your little buddy's head—but let him or her remove it when s/he wants to.

A Peek at the Artwork




Drawings in the storybook series start out a lot larger than they end up in a finished book. They also start off as really light sketches. During the sketching process, a certain feature of a guinea pig may be drawn several times. The above example shows Violet (left) and Henna (right) in an image from *The Guinea Pigs' Spring Storybook* (Book Four). The image has been darkened since a drawing in its earliest stages is drawn lightly. Here you can see that the details haven't been added. Instead, what's important is finding the correct placement for the main features of the drawing. Henna has more than two arms, and Violet has a few eyes and noses. (She can probably see and smell quite well!)

When the best placement is found, the extra parts of the drawing are erased, and the ones that are chosen are "inked," or darkened.

Now, we're going to learn how to do a simple guinea pig drawing. Remember to draw lightly until the last step!

Fiction Guinea Pig Books

by author/illustrator Melissa J. Taylor



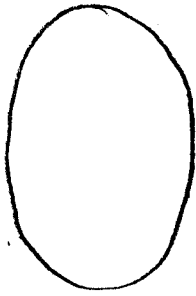
Kids and families will enjoy The Guinea Pigs' Storybooks series. It's about a group of goofy guinea pig friends. Each book is over 200 pages and features 100 pencil drawings!

Gram, Gramps, and a Guinea Pig Named Rover is a heart-warming fictional 400-page memoir intended for all ages.

www.amazon.com/author/melissataylor

www.millworks.webs.com

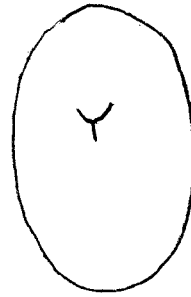
Draw a Guinea Pig Friend



Draw a long oval. It should be nicely rounded on the top and bottom.



In the middle top area, add a cross between a U and a V.



Add a line to turn it into a Y.



Put a short U on either side.



Draw two circles, and put a C in each one.



Color in the circles, but not the Cs.




Draw loose little Ms on the top of his head.



Bigger ears create a different look!




Add three whiskers on each side.



Paws have four "fingers."



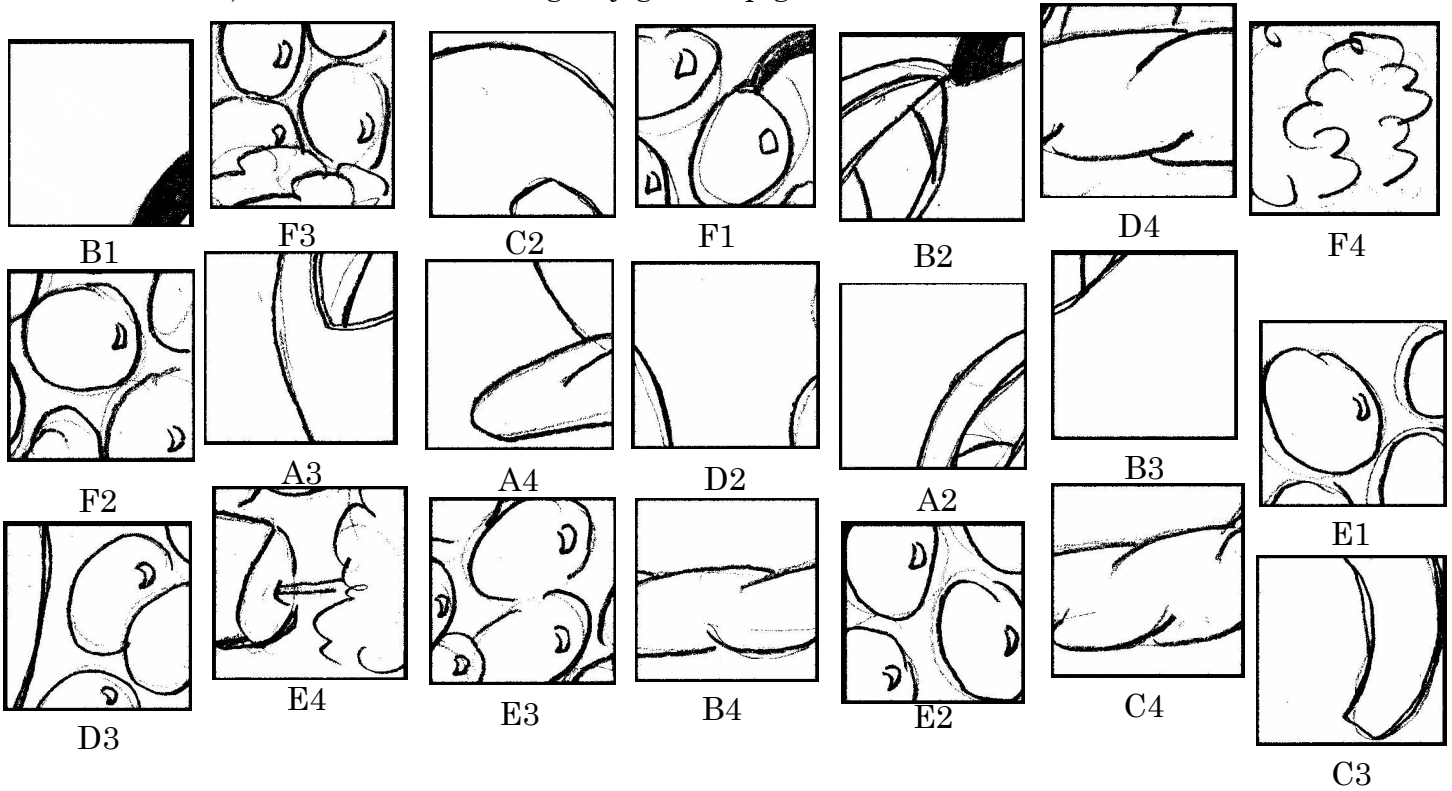
Feet have three toes.



Darken and add shading.

Piggies' Picks Picture Scramble

Little Adi (from *The Guinea Pigs' Spring Storybook*) dropped a puzzle. Help her put it back together! Draw each box in the top section in the correct place in the grid below (A1, C1, and D1 are left blank). You'll see something any guinea pig would like!



	A	B	C	D	E	F
1						
2						
3						

The Guinea Pigs' Summer Storybook, The Guinea Pigs' Fall Storybook, The Guinea Pigs' Winter Storybook, and The Guinea Pigs' Spring Storybook by Melissa J. Taylor are available in bookstores. Visit www.amazon.com/author/melissataylor and www.millworks.webs.com for more information.

Personality Quiz

Who's Like You?

- 1) What do you like to do the most?
 - (a) Play games and sports
 - (b) Sing
 - (c) Read
 - (d) Hug a teddy bear
 - (e) Crafts
 - (f) Watch a favorite TV show
 - (g) Eat
 - (h) Pick flowers
- 2) How would your friends describe you in one word?
 - (a) Challenging
 - (b) Musical
 - (c) Smart
 - (d) Shy
 - (e) Creative
 - (f) Cute
 - (g) Hungry
 - (h) Scatterbrained
- 3) What is your talent?
 - (a) Nothing in particular
 - (b) Music
 - (c) Writing
 - (d) Gymnastics
 - (e) Sewing
 - (f) Taking pictures
 - (g) Cooking
 - (h) Gardening
- 4) What subject are you the best in at school (or would be)?
 - (a) Recess
 - (b) Choir
 - (c) English
 - (d) Gym
 - (e) Home ec
 - (f) Okay with all
 - (g) Lunch
 - (h) Agriculture
- 5) What would you dress as for Halloween?
 - (a) Bee
 - (b) Flower fairy
 - (c) Band member
 - (d) Flower
 - (e) 1950s sock hopper
 - (f) Clown
 - (g) Carrot
 - (h) Teddy bear
- 6) What type of book did you last read?
 - (a) Comic book
 - (b) Musical theory
 - (c) Classic literature
 - (d) Relaxing reading
 - (e) Knitting book
 - (f) A little kids' book to someone else
 - (g) Cookbook
 - (h) Gardening guide
- 7) What do you want to grow up to be?
 - (a) Board game inventor
 - (b) Professional singer
 - (c) Professor
 - (d) Tumbler
 - (e) Crafter
 - (f) I don't know yet
 - (g) Chef
 - (h) Farmer
- 8) If you were entertaining a new friend, what would you do together?
 - (a) Play outside
 - (b) Sing karaoke
 - (c) Talk intellectually
 - (d) Somersaults
 - (e) Teach him/her a craft
 - (f) Visit a farm
 - (g) Picnic
 - (h) Visit the garden

Turn sheet over to find out!

Count up how many you got of each letter. Because there are eight questions, you should have at least two of one of the letters. The letter you have the most of is the guinea pig friend you are the most like. It might be more than one!


A

Clover/Chloe is full of energy. She can be a little difficult at times, but for the most part, you can't be around Chloe and not have fun.



B

Henna is soft-hearted. She's musically gifted and enjoys sharing her talent with her friends.



C

Lilac is a really smart guinea pig. She has the correct answer for almost everything.



D

Muffy is shy and sweet. She enjoys doing gymnastics.

E

Penguin likes to do crafts, and is good at just about any one she tries.



F

Percival means well and does his best in most situations. He's the youngest of the friends, so some things are new to him.



G

Polly loves anything that has to do with food!



H

Violet doesn't always get things right, but that makes her friends love her even more.

Fiction Guinea Pig Books

by author/illustrator Melissa J. Taylor



Kids and families will enjoy The Guinea Pigs' Storybooks series. It's about a group of goofy guinea pig friends. Each book is over 200 pages and features 100 pencil drawings!

Gram, Gramps, and a Guinea Pig Named Rover is a heartwarming fictional 400-page memoir intended for all ages.

www.amazon.com/author/melissataylor

General Quiz About the Guinea Pigs' Storybooks Series

Fun Quiz About the Guinea Pigs' Storybooks Series

- 1) When was the very first story ever written/illustrated completed?
- 2) Which drawing was the first ever drawn?
- 3) How many drawings does each story have?
- 4) Which three characters in the group of eight friends aren't based on real guinea pigs?
- 5) At what age did the author get her first guinea pig?
- 6) What does every drawing have in common?
- 7) What do the author's real guinea pigs have in common?
- 8) How many stories does each book contain?
- 9) Which book is the first in the series?
- 10) How long is each book?

- 1) What does Muffy's grandmother like to do?
- 2) Who visits Percival's house when his mother is spring cleaning?
- 3) Who has a pen pal in Ireland?
- 4) Who has an aunt and uncle who run a farm?
- 5) What is Chloe's full name?
- 6) In what book does Pumpkin first appear?
- 7) What does Percival name the mystery he tries to solve?
- 8) Why does Lilac wear glasses?
- 9) What does Pumpkin give Percival for Christmas?
- 10) Whose little cousin appears in *The Guinea Pigs' Spring Storybook*?

Answers to the General Quiz

- 1) The first story was written in the spring, April 2002.
- 2) Chloe jumping rope (page 12 in *The Guinea Pigs' Summer Storybook*) was the first drawing ever done. Violet's drawing in the same chapter was the second.
- 3) Each story has ten accompanying drawings, but a few have eleven drawings.
- 4) Penguin, Percival, and Polly are guinea pigs that are completely fictional.
- 5) Melissa J. Taylor was nine years old when she got Violet, her first guinea pig.
- 6) All of the drawings contain at least one flower, which is often in hiding.
- 7) Her guinea pigs have all been named after plants.
- 8) There are ten stories in each book, for a total of forty.
- 9) *The Guinea Pigs' Summer Storybook* was the first one written.
- 10) Each book contains over 200 pages.

Answers to the Fun Quiz

- 1) She likes to tell stories about when she was a little girl. One of them appears in *The Guinea Pigs' Winter Storybook*, and is based on real events in the author's family.
- 2) Violet shows up when Percival's mom is housecleaning in *The Guinea Pigs' Spring Storybook*. Watch out, Mrs. Parsley!
- 3) Lilac has a pen pal who lives in Ireland.
- 4) Aunt Puffy and Uncle Fubsy are Percival's relatives.
- 5) Clover Blossom prefers to just go by "Chloe."
- 6) Pumpkin is introduced in *The Guinea Pigs' Winter Storybook*, although he was born in the fall.
- 7) Percival calls his mystery the "case of the missing carrot."
- 8) The real Lilac had a benign condition called "fatty eye." This is depicted just by putting glasses on her.
- 9) Percival's little brother (Pumpkin) gives him a flamingo pen.
- 10) Henna's cousin appears in *The Guinea Pigs' Spring Storybook*.

Scrambler!

The guinea pig friends' names have gotten all scrambled up! Can you figure out who is who?

UGPINEN

ELVTIO

IRCAVEPL

ENAHN

UFMFY

LYPOL

CLILA

VECRLO

Bonus character:

KPPIUMN

Answers: Penguin, Violet, Percival, Henna, Muffy, Polly, Lilac, Clover. Bonus character: Pumpkin.

Fiction Guinea Pig Books

by author/illustrator Melissa J. Taylor




Kids and families will enjoy The Guinea Pigs' Storybooks series. It's about a group of goofy guinea pig friends. Each book is over 200 pages and features 100 pencil drawings!

Gram, Gramps, and a Guinea Pig Named Rover is a heart-warming fictional 400-page memoir intended for all ages.

www.amazon.com/author/melissataylor

Maze

This guinea pig has lost something he really likes! Can you help him find it?




The Guinea Pigs' Storybooks' Crossword Puzzle

Across

- 1) Clover's nickname
- 4) Clover is so _____, she's *hyperactive!*
- 8) Penguin tries to teach some of her friends this yarn craft
- 10) The building the friends go to when it's not summer
- 11) Each of the eight guinea pig friends is one _____ of a whole
- 12) In the very first story, three guinea pigs are in the park having this
- 14) The friends often talk during this at school
- 16) Percival's favorite superhero (two words)
- 18) At first, Pumpkin sleeps in this
- 20) Another word for "guinea pig"
- 23) The hungriest friend
- 24) Muffy's nana tells her a story about this old electronic
- 26) Henna and Adi dye these
- 29) Guinea pig who loves crafts
- 31) Aunt Puffy and Uncle Fubsy are this
- 32) The very first storybook takes place in this season
- 36) After hearing about a comic book, Violet thinks these invaded her town
- 38) Lilac would like to read this
- 39) Chloe is worried that she might not have one of these
- 40) The series takes place over one _____
- 42) The third book takes place in this season
- 43) The covies find baby mosquitoes near the _____ of the pond
- 44) What the guinea pigs' teachers do

Down

- 2) Chloe gives this to Henna on a rainy day
- 3) Would the guinea pigs rather be inside or out?
- 5) No one usually has any _____ what Percival's dad is saying



- 6) Second storybook's season
- 7) Mother
- 9) The friends are all this type of animal (two words)
- 10) The last word in each book's title
- 11) The youngest friend and only boy
- 12) The friends skate on this in the winter
- 13) Percival gets this building in the spring storybook
- 15) The fourth storybook takes place in this season
- 17) Chloe's full first name
- 19) Chloe sometimes tells others what to do, meaning she can be this
- 21) Percival and Violet pick these from trees
- 22) Penguin teaches Chloe how to play with this toy
- 25) Father
- 27) Percival is sent off to this one summer
- 28) What Polly calls her mother
- 29) Percival's little brother
- 30) She stays with Muffy when she's sick
- 33) The most quiet guinea pig
- 34) The silliest cavy
- 35) The musical guinea pig
- 37) The smartest friend
- 41) When Henna is practicing, she might sing: "Do ___ mi"
- 42) All of the guinea pigs referring to themselves

The Guinea Pigs' Storybooks'

Word Search

Hint: This word search puzzle will help you with the crossword on the other side!

ACTIVE
ALIENS
APPLES
BOOK
BOSSY
CAMP
CAVY
CHLOE
CLOVER
CLUBHOUSE
CRIB
DAD
DREIDEL
EDGE
EGGS
FALL
FARMERS
GUINEA PIG
HAIRCUT
HENNA
IDEA
KNITTING
LILAC
MOM
MUFFY
MUMSIE
NANA
OUT
PART
PENGUIN
PERCIVAL
PICNIC
POLLY
POND
PUMPKIN
RADIO
RE
RECESS
SCHOOL
SPRING
STORYBOOK
SUMMER
SUPER CAVY
TALENT
TEACH
VIOLET
WE
WINTER
YEAR



Jokes

Why do guinea pigs like gold?

Because it's measured in karats [carrots].

When is a guinea pig's favorite time to play?

On *wheee*kends.

What word gets a guinea pig's attention?

Hey [hay]!

Where does a cavy store its money?

In a guinea piggy bank.



Snippet of Chloe from *The Guinea Pigs' Spring Storybook*, Copyright © 2012. All rights reserved.

Mystery Word Game

Find a mystery word by crossing off the following letters: B, C, D, E, G, M, Q, R, S, T, U, W, Z.

B	D	E	G	Q	R	S	U	N	W	Z	B	B
D	T	B	Q	M	R	S	T	Z	W	W	Z	C
Z	E	E	M	W	Z	W	U	C	D	C	Q	D
A	B	C	W	R	M	W	Z	G	B	D	Z	B
V	D	E	M	R	S	T	W	Z	W	U	S	G
D	Z	Z	T	S	R	M	G	C	C	T	E	Y

The mystery word is:

Why is this word helpful?

It's a color that helps show how to pronounce "cavy." It rhymes!

Letter Puzzle

What letters are missing from the alphabet? Write them in order for a surprise!

ABCDEFGHIJLMNOPQRSTUVWXYZ

Color Quiz

A few of the guinea pig friends have names that are also colors! Can you match which one is which?

Henna
Lilac
Violet

Light purple
Dark purple
Reddish brown

Fiction Guinea Pig Books

by author/illustrator Melissa J. Taylor



Kids and families will enjoy *The Guinea Pigs' Storybooks* series. It's about a group of goofy guinea pig friends. Each book is over 200 pages and features 100 pencil drawings!

Gram, Grams, and a Guinea Pig Named Rover is a heart-warming fictional 400-page memoir intended for all ages.

www.amazon.com/author/melissataylor

Guinea Pig Games

Alphabet Food Game

Percival's favorite game is the alphabet food game. However, you know from reading *The Guinea Pigs' Summer Storybook* that he can *never* think of something for the letter "D!" The foods guinea pigs eat aren't quite as varied as what we eat, so I bet *you* can! And while Percival plays it alone, it's a lot more fun to play with your friends.

Here's how the game works: Sit with your buddies in a circle. One of you will begin, and say the name of a food that begins with the letter "A." The next person must name a "B" food, and so on, as you go around in a circle. If someone pauses for too long, that player is out of the game. Keep on playing until you all get as far as you can. The person left is the winner.

To make it harder for older players: You'll say your own food, and then go backwards through the alphabet, naming all the ones that have been said before. For example, let's say your letter is "F." Your response may be something like this: "Fries, eggs, donut, cookies, bananas, apples." Unless it's a real part of the name, no adjectives are allowed (like "yummy candy"), but be sure to remember the food "Xavier soup" in case you get the letter X!

Corn Chowder Chase

When I was younger, I loved making my own games to play with my friends. One time, I even made a board game for school for a book review! My friends' favorite game was a stacking game made up of little cast-off things, like the plastic platforms of used fireworks (They don't make them with those, nowadays!), the cap off a novelty eraser, and a handkerchief.

The guinea pigs' favorite board game is Corn Chowder Chase. You can make it yourself! Here are some things that come in handy when making your own board game.

Before you begin, think of a theme. The name "Corn Chowder Chase" hints that the players are trying to get to the end first, and that they're probably running toward corn chowder. You can make the board game be about something that interests you and your friends, if you'd rather not do the guinea pig theme. What would you all be racing for?

Now that you know what your theme will be, it's time to gather up some supplies!

- * Board: Poster board is nice and big enough for a homemade game board. You can fold it in half, too, just like a store-bought board game.
- * Something to tell you how many moves to take: Use one die, or two if you wish a game to go more quickly. For a slow-moving game, a penny will work. Assign a number to heads, and another to tails. You can also make a spinner with cardboard, a metal brad, and a cardboard arrow.
- * Cards: Games don't need to have cards, but if you want them, index cards work really well; you can even cut them in half for smaller ones. If you use cards, include some spaces in your game that tell players to draw a card.
- * Markers: Things like little plastic toys and necklace charms that can stand on their own make fun markers for games. You can also use spare game pieces or coins.
- * Pencils, pens, and colored markers: Now it's time to get started! Have fun designing your game board!

One more thing . . . think of the rules and how the game will work as you go. Make sure to write down everything you think will be important to players. Chloe makes up her own rules as she plays Corn Chowder Chase, much to Henna's disappointment. One of the main things to do when you make up a game is to make a list of rules that you'll follow closely. Try playing it by yourself to work out how to play, before you share it with friends.



"Boating Race," a board game made by the author as a child. It looks like it's Daisy's (top of photo) turn—her nose is on the die!

For additional activities, visit: www.millworks.webs.com

To find out more about The Guinea Pigs' Storybook series, stop by www.amazon.com/author/melissataylor

About the Author and Illustrator



Melissa J. Taylor has owned guinea pigs since she was nine years old. To tame Violet, her first guinea pig, Melissa would read her books, so she has always associated guinea pigs with reading. Violet lived until Melissa was eighteen, and all of her other guinea pigs have also been named after plants!

In 2002, she began drawing one picture of each of the guinea pigs she had shared her life with. She realized after drawing all five of them that with added illustrations and characters, the drawings could help create a story. The first story in *The Guinea Pigs' Summer Storybook* is just that! Her Caroline's Cavy series, a diary-style series about a nine year old, is based on memories of owning a guinea pig when she was that age.

Melissa started writing when quite young, although her first book just said "Mom" and "Tom" over and over again. And she didn't know anyone named Tom! She never stopped writing, and has had her writings published in magazines and books.

When she was young, she knew she didn't draw as well as some other people did, and it didn't come as naturally to her as writing. She worked really hard with drawing, and now people pay for her illustrations! She hopes kids never give up and will continue to challenge themselves. Talents aren't always things that come naturally. Sometimes, they have to be pursued!


About Guinea Pigs

The Guinea Pigs' Storybooks series wouldn't be here if not for some really special animals . . . guinea pigs, of course! At the time she finished the series in 2012, the author had shared her life with a dozen of them, though only five of the eight main characters in the series are based on hers: Chloe, Henna, Lilac, Muffy, and Violet.

One of the neatest things about guinea pigs (or cavies, as they are also called) is that they like to be heard! They make several different noises that mean specific things, which makes it fun to have them around. Many of them will start making a "Wheek! Wheek!" sound if they hear a bag rustling, because they associate that noise with food bags.

Another thing that's nice about guinea pigs is that they're usually highly optimistic in how they feel about life. That's why Melissa made sure to write about them all being mostly happy, friendly, and easy-going—although some, like Pumpkin, can be a notable exception!

Melissa looked at her own guinea pigs when drawing them, to make them look more realistic. Do you have a pet? What type of adventures would your pet have? Draw your pet . . . and find out!



Daisy, who isn't in the storybooks, is seen here with some, as well as another book by Melissa J. Taylor: *Gram, Gramps, and a Guinea Pig Named Rover*. It's a fictional memoir intended for adults, but is suitable reading for children ten years old and up.



This is Adi, who appears in *The Guinea Pigs' Spring Storybook* as Henna's young cousin. Do you notice how her hair flops over her eye? Just like in the book!

The Guinea Pigs' Storybooks Series by Melissa J. Taylor

The series' unique format of having one drawing per page spread with a flower—often hidden—in each creates an entertaining experience for both young and old readers. Each storybook contains ten stories, over two-hundred pages, and at least one-hundred illustrations! Also, be sure to check out the Caroline's Cavy series for even more guinea pig fun!

The Guinea Pigs' Summer Storybook

ISBN 978-1477418406

What do you get when you take eight bumbling but loveable guinea pig friends and send them off on ten super-silly summer adventures? Fun, of course!

There's Violet, who considers herself quite the wildlife expert. During a visit to the zoo, she plays tour guide. What is a neon pink bird with a long neck? Why, a tacky lawn ornament! Then there's Percival, who wants to be a superhero one minute, and a detective the next. (Too bad he can't find anyone to save or a mystery to solve.)

The stories are accompanied with one-hundred of Melissa J. Taylor's charming black and white pencil illustrations, each containing at least one flower. Some flowers are hidden--can you find them?

With so much to see and do, families are sure to enjoy this zanily lighthearted series together.

Book one in the series.



The Guinea Pigs' Winter Storybook

ISBN 978-1477523605

What do you get when you take eight bumbling but adorable guinea pig friends and send them off on ten winter adventures? Oodles of fun!

It's Christmastime, and Percival forgot to buy a present for his new baby brother! What can he do on such short notice, when all Pumpkin seems to be interested in is mud? Violet is convinced that her mother, who has been behaving strangely, has been visited by aliens. That would explain why all of the furniture has been shuffled around, and why her stuffed animals are in a net near the ceiling!

Ten stories are accompanied with over one-hundred charming pencil drawings. At least one flower is in each drawing. Can you find them all?

Filled with lighthearted fun and sure to encourage laughter, this series is meant to be enjoyed together.

Book three in the series.



The Guinea Pigs' Fall Storybook


ISBN 978-1477480670

The eight bumbling but loveable guinea pig friends are back in their second seasonal storybook! It's filled with ten stories accompanied by one-hundred black and white illustrations. Each one contains at least one flower to look for!

It's fall, and Violet's mother takes the young guinea pigs on a nature walk. Violet decides to guide the tour, leading to an interesting discovery when she gets to the cattails. And when Percival's father says he's making "mammoth alterations" to the guestroom, Percival's friends are excited to think that they might get to meet a real, live woolly mammoth. Aren't woolly mammoths extinct? Oh, yeah. But Percival's dad is a scientist!

Sweet and silly, these stories are great entertainment for the fall . . . or any time of year!

Book two in the series.



The Guinea Pigs' Spring Storybook

ISBN 978-1478248255

The eight bumbling guinea pig buddies are back in their fourth and final seasonal storybook.

As usual, Violet can make just about *anything* more interesting. Including spring cleaning—all it needs is some elbow grease! Then there's Pumpkin. It's his first Mother's Day, and he needs to find a special gift to give his mom. A bag of monsters should do the trick! From the earliest signs of spring to backyard camping at the verge of summer, the guinea pig friends are in for oodles of adventures.

With ten super-silly spring stories accompanied by over one-hundred charming illustrations, this book is just the one to plop into your favorite chair with and read. Look for hidden surprises—there's at least one flower in every picture.

Book four in the series.

