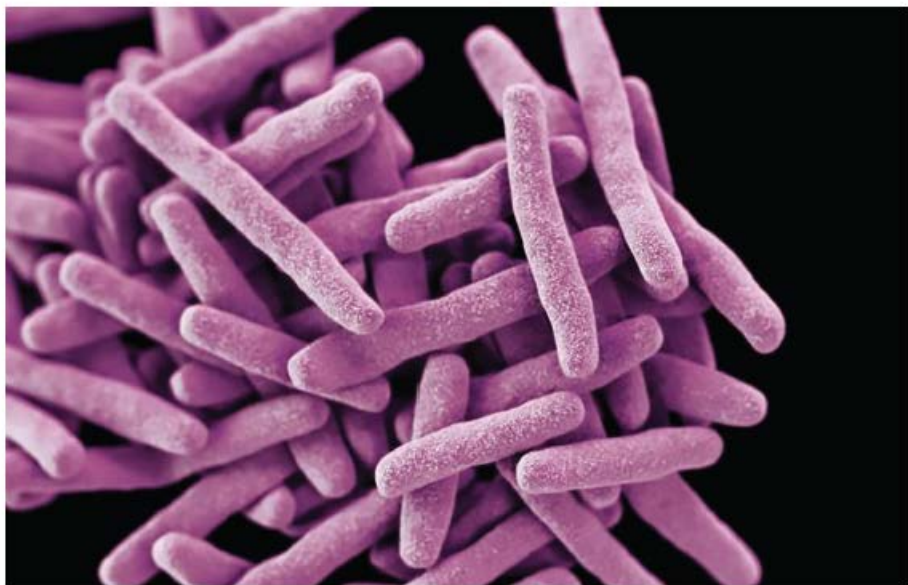


PLOS COLLECTIONS



Advances in Clinical Trial Design for Development of New Treatments for Tuberculosis

Advances in Clinical Trial Design for Development of New Treatments for Tuberculosis

About this PLOS Collection

With recent opportunities to test combinations of new and repurposed drugs for the treatment of TB, new questions arise for optimal clinical trial design. To address these, in March 2018 WHO organized a consultation on “Advances in Clinical Trial Design for New TB Treatments” to identify and outline the optimal characteristics of clinical trial designs to inform policy guidance for new TB regimens. This PLOS Medicine Special Collection assembles a series of articles on current reflections and describes essential new steps in clinical research that will pave the way for the development of tomorrow’s optimal treatment for all forms of TB.

To read the Special Collection online, visit <https://collections.plos.org/novel-tb-treatments>

PLOS Special Collection Partners

French National Research Institute for Sustainable Development | World Health Organization

Table of Contents

Introduction

Advances in clinical trial design for development of new TB treatments: A call for innovation

Christian Lienhardt, Payam Nahid

PLOS Medicine

Published: March 22, 2019 | DOI: 10.1371/journal.pmed.1002769 1

Definition of new regimens: early clinical development

Advancing the development of new tuberculosis treatment regimens: The essential role of translational and clinical pharmacology and microbiology

Kelly E. Dooley, Debra Hanna, Vidya Mave, Kathleen Eisenach, Radojka M. Savic

PLOS Medicine

Published: July 5, 2019 | DOI: 10.1371/journal.pmed.1002842 6

Accelerating the transition of new tuberculosis drug combinations from Phase II to Phase III trials: New technologies and innovative designs

Geraint Davies, Martin Boeree, Dave Hermann, Michael Hoelscher

PLOS Medicine

Published: July 9, 2019 | DOI: 10.1371/journal.pmed.1002851 20

New trial designs and how they may facilitate regimen development

Keeping phase III tuberculosis trials relevant: Adapting to a rapidly changing landscape

Patrick P. J. Phillips, Carole D. Mitnick, James D. Neaton, Payam Nahid, Christian Lienhardt, Andrew J. Nunn

PLOS Medicine

Published: March 22, 2019 | DOI: 10.1371/journal.pmed.1002767 30

Designing noninferiority tuberculosis treatment trials: Identifying practical advantages for drug regimens with acceptable effectiveness

Piero L. Olliaro, Michel Vaillant

PLOS Medicine

Published: July 12, 2019 | DOI: 10.1371/journal.pmed.1002850 45

Considering subjects: trial adherence and special populations

The importance of adherence in tuberculosis treatment clinical trials and its relevance in explanatory and pragmatic trials

Andrew Vernon, Katherine Fielding, Rada Savic, Lori Dodd, Payam Nahid

PLOS Medicine

Published: December 10, 2019 | 10.1371/journal.pmed.1002884 59

Inclusion of key populations in clinical trials of new antituberculosis treatments: Current barriers and recommendations for pregnant and lactating women, children, and HIV-infected persons

Amita Gupta, Michael D. Hughes, Anthony J. Garcia-Prats, Katherine McIntire, Anneke C. Hesselning

PLOS Medicine

Published: August 15, 2019 | 10.1371/journal.pmed.1002882 69

From trials to guidance: bringing evidence to best programme and practice

Development of new TB regimens: Harmonizing trial design, product registration requirements, and public health guidance

Christian Lienhardt, Andrew A. Vernon, Marco Cavaleri, Sumati Nambiar, Payam Nahid

PLOS Medicine

Published: September 6, 2019 | 10.1371/journal.pmed.1002915 95

Advances in clinical trial design for development of new TB treatments—Translating international tuberculosis treatment guidelines into national strategic plans: Experiences from Belarus, South Africa, and Vietnam

Grania Brigden, Nguyen Viet Nhung, Alena Skrahina, Norbert Ndjeka, Dennis Falzon, Matteo Zignol

PLOS Medicine

Published: October 18, 2019 | 10.1371/journal.pmed.1002896 108

Conclusion

Advances in clinical trial design: Weaving tomorrow's TB treatments

Christian Lienhardt, Andrew Nunn, Richard Chaisson, Andrew A. Vernon, Matteo Zignol, Payam Nahid, Eric Delaporte, Tereza Kasaeva

PLOS Medicine

Published: February 27, 2020 | 10.1371/journal.pmed.1003059 120


PERSPECTIVE

Advances in clinical trial design for development of new TB treatments: A call for innovation

Christian Lienhardt^{1*}, Payam Nahid²

1 Unité Mixte Internationale TransVIHMI (UMI 233 IRD–U1175 INSERM, Université de Montpellier), Institut de Recherche pour le Développement (IRD), Montpellier, France, **2** Division of Pulmonary and Critical Care Medicine, University of California San Francisco, San Francisco, California, United States of America

* christian.lienhardt@ird.fr



OPEN ACCESS

Citation: Lienhardt C, Nahid P (2019) Advances in clinical trial design for development of new TB treatments: A call for innovation. *PLoS Med* 16(3): e1002769. <https://doi.org/10.1371/journal.pmed.1002769>

Published: March 22, 2019

Copyright: © 2019 World Health Organization. Licensee Public Library of Science. This is an open access article distributed under the Creative Commons Attribution IGO License, which permits unrestricted use, distribution, and reproduction in any medium, provided the original work is properly cited. <http://creativecommons.org/licenses/by/3.0/igo/>. In any use of this article, there should be no suggestion that WHO endorses any specific organization, products or services. The use of the WHO logo is not permitted. This notice should be preserved along with the article's original URL.

Funding: The authors received no specific funding for this work.

Competing interests: The authors have declared that no competing interests exist.

Abbreviations: DR-TB, drug-resistant TB; DS-TB, drug-susceptible TB; TB, tuberculosis; TPP, target product profile; TRP, target regimen profile.

Provenance: Not commissioned; part of a Collection; not externally peer reviewed.

After decades of stagnation, research in tuberculosis (TB) therapeutics is experiencing a renaissance, with an increasing number of new and repurposed compounds undergoing evaluation as part of novel treatment regimens. This is much welcome progress, since current regimens are not ideal due to the long duration of treatment required, toxicities, drug–drug interactions, and high costs—particularly for treatment of the various forms of drug-resistant TB (DR-TB). The development of new TB drugs is, however, complex, lengthy, and costly [1], and the pathway to proven new TB treatment regimens is fraught with numerous obstacles and uncertainties [2]. In this *PLOS Medicine* Collection, “Advances in Clinical Trial Design for Development of New Tuberculosis Treatments,” we highlight key obstacles and identify potential solutions that will help avoid misadventures and in turn maximize the likelihood of success in identifying new drugs and regimens through a rejuvenated global interest in TB therapeutics. With the emergence of several new chemical entities expected to transition into clinical testing in the next 5 years, the possibility of ultrashort (i.e., requiring treatment for weeks rather than months) regimens for active TB is no longer fanciful. Investigators in the field have learned much from recent TB clinical studies, and we anticipate that well-designed and conducted clinical trials evaluating the next generation of drugs and regimens will, with some good fortune, lead to identification of the ultrashort, safe, and effective regimens so desperately needed.

Treatment of TB relies on a synergistic combination of drugs (traditionally categorized as bactericidal or sterilizing) administered for sufficient time to achieve definitive nonrelapsing cure and to prevent selection of drug-resistant mutants [3]. The treatment of drug-susceptible TB (DS-TB) is well codified, with a standard combination of 4 drugs given for a duration of 6 months [4]. This regimen is the result of a series of clinical studies conducted in several countries, which demonstrated the efficacy of short-course regimens of 6–8 months’ duration in patients with pulmonary disease [5]. These trials played a key role in the establishment of short-course chemotherapy worldwide, allowing treatment of DS-TB to be based on the best available evidence [6]. Since then, clinical trials and programmatic experience have shown that the standard 6-month isoniazid/rifampicin-based regimen, when adhered to, performs consistently well in a wide variety of settings and can serve as a reliable control regimen against which investigational regimens can be compared [4]. The situation is, however, more complicated for DR-TB. In the absence of controlled trials comparing different regimens to a recognized “gold standard” treatment, the current recommendations for therapy rely on early-phase culture-conversion results, observational studies, and a few late-phase clinical trials [7]. The number and type of drugs required to treat patients with DR-TB has long been a matter of

debate and controversy despite agreement on basic principles such as the minimum number of drugs to use and minimum duration of treatment. As a result, the efficacy of recommended DR-TB treatment regimens has been shown to vary widely in clinical studies and programs [8,9].

The need for solid evidence from randomized controlled trials has led the TB research community to adopt a design widely used in HIV research for the development of new antiretrovirals, in which patients are randomized to receive either a new drug or placebo in addition to a defined “optimized background regimen,” usually the best available standard of care [10]. This approach has been used in the development of bedaquiline [11] and delamanid [12], the first two new drugs approved for TB treatment since the late 1980s. While this research design assesses the added value, if any, of a given investigational drug, the approach leaves unresolved the question of the optimal drug combination in which to include the new agent [13]. As a result, additional clinical trials are then needed to identify the best options for treatment using new drugs in variable combinations, resulting in additional years of delay in producing the best evidence for global policy-making decisions. In parallel, practical recommendations are needed for the use of any newly approved drugs, along with guidance for countries and programs as to which combinations are safe, tolerable, and efficacious, an endeavor that requires systematic reviews and meta-analyses of observational cohort studies and programmatic data, which carry significant limitations. This approach is not sustainable, practical, or efficient and raises the need for a shift to a more efficient and seamless development process that allows the testing of novel treatment regimens, including one or more promising new or repurposed medicines, early in the clinical development pathway. Some stakeholders, such as the TB Alliance, therefore proposed a “unified approach to TB regimen development” addressing the joint development of new drugs and regimens for both DS-TB and DR-TB [14]. Also, the International Union against Tuberculosis and Lung Diseases opted to investigate the safety and efficacy of a set combination regimen of 9–12-months’ duration for the treatment of DR-TB in parallel through a randomized controlled trial [15] and observational studies undertaken within programmatic research conditions [16]. However, the availability of results from these various studies at different points in time and questions arising from the challenge of interpreting and integrating data from various methodologies were found to limit the adequacy of these complementary approaches for development of therapies [17].

Duly concerned with the need to base its normative treatment recommendation on the best available evidence [18], and to produce guidelines that would be readily usable in daily practice in all settings, WHO opted to establish minimal and optimal benchmarks for TB regimen development using industry-accepted target product profile (TPP) principles [19]. These TPPs for new anti-TB regimens, referred to as “target regimen profiles” (TRPs), describe the minimum and optimal attributes and characteristics of future TB regimens to guide the development process [20]. A population-level modeling analysis evaluating the potential impact of various regimen characteristics on the TB epidemic highlighted the paramount importance of regimen efficacy to exert the largest impact on reduction of TB cases and deaths, both for DS-TB and DR-TB [21]. Other characteristics such as shorter duration of, or increased adherence to, treatment were shown to have important effects by enabling more people with TB to receive appropriate and timely therapy. Most importantly, this model highlighted the difficulty of improving all potential characteristics simultaneously in a single regimen, leading developers to consider weighing in inevitable trade-offs (e.g., higher cure rates may be difficult to achieve simultaneously with shorter treatment duration, and simpler or better-tolerated regimens may be less robust to emergence of drug resistance) that are duly addressed in the TRPs.

Given the recommended regimen characteristics, the implementation of TRPs stimulated the question of which clinical trial designs and features should be optimally used for the

development of new anti-TB regimens. Major challenges exist along the current lengthy development pathway [1], including the lack of direct indicators of treatment response, the lack of reliable surrogate markers of treatment outcomes, and the lack of predictive quantitative relationships between Phase II and Phase III outcomes [22]. To accelerate and streamline the development of new TB regimens, the therapeutics research community needs to establish clear and rationally justified approaches for the choice of drug combinations, trial design, selection of endpoints, and analysis [23,24], taking into account new developments in individual drugs' pharmacokinetic and pharmacodynamic characteristics, microbiological aspects, use of biomarkers, standardization of approaches and data collection, as well as drug effects in key patient populations.

From the regimen developer's perspective, it is apparent that a new treatment regimen must bring a value proposition, beyond efficacy or safety targets. Products with broader applications (e.g., for eligible populations) gain in terms of delivery and scalability/distribution or cost and can bring substantial impact and value that define the developmental pathway. Sponsors and donors should evaluate the needs of the market and develop programs based on those needs. In conjunction, decisions about progress from Phase II to Phase III studies continue to involve significant uncertainty, and these limitations need to be considered when designing Phase III trials. Also, the issue of the control groups most appropriate for a given trial situation needs careful consideration. It thus appears that each development program needs to determine the most appropriate approach to trial design, depending on the situation and the questions to be addressed.

From both programmatic and patient perspectives, the recent pooled individual patient-level analysis of three treatment-shortening trials examining the efficacy and safety of 4-month combination regimens, including third-generation fluoroquinolones for the treatment of DS-TB [25–27], provided critically important insights relevant to TB treatment in the field and to therapeutics research [28]. Whereas these trials independently failed to show noninferiority of the 4-month experimental regimens tested, as compared to the 6-month control regimen, 80% of patients were cured. The pooled analysis of these trials found that patients with minimal disease, defined as low bacterial burden or absence of lung cavities, would be eligible for 4-month treatments [28]. Conversely, patients with high baseline smear, cavitation on chest X-ray, HIV coinfection, and low body mass index defined hard-to-treat phenotypes that would need more than the standard 6-month treatment duration to achieve the highest possible cure rates. In addition, even minimal nonadherence (i.e., missing 1 in 10 doses) to the current standard regimen was found to be a significant risk factor for unfavorable outcome, independent of treatment duration. These findings provide a strong evidence-based framework for investigating different approaches to achieving better patient-oriented treatment—such as the stratified medicine approach—and emphasize the importance of maximizing adherence in clinical trials and in real-world conditions.

These issues illustrate the need for obtaining maximally informative and reliable data from controlled trials, as these are paramount for the development of policy for wide public health use and for guideline development. To address these coherently, in March 14–16, 2018, WHO organized a technical consultation on “Advances in Clinical Trial Design for New TB Treatments” to identify and outline, through expert consensus, the optimal characteristics of clinical trial designs to inform policy guidance for the development of new TB regimens. Building on the lessons learned from the rich history of TB clinical trials, the WHO technical consultation [29] reviewed the various research designs and tools currently used in the conduct of clinical trials for development of new TB treatments and made a series of proposals to advance these further, seeking to move from evolutionary change informed by history to a bolder approach to innovation geared to the future. These are the aims of this *PLOS Medicine* Collection, which

we are launching on World TB Day 2019, beginning with the accompanying paper from Patrick Phillips and colleagues [30] on the changing landscape of clinical trial design for development of TB therapeutics. Further articles will be added to the Collection in due course, and the Collection will be available in its entirety alongside this paper once all the articles have been published.

References

1. Ginsberg AM, Spigelman M. Challenges in tuberculosis drug research and development. *Nat Med*. 2007; 13:290–4. <https://doi.org/10.1038/nm0307-290> PMID: 17342142
2. Lienhardt C, Raviglione M, Spigelman M, Hafner R, Jaramillo E, Hoelscher M, et al. New drugs for the treatment of tuberculosis: needs, challenges, promise, and prospects for the future. *J Infect Dis*. 2012; 205 Suppl 2:S241–9.
3. Grosset J. Bacteriologic basis of short-course chemotherapy for tuberculosis. *Clin Chest Med*. 1980; 1(2):231–41. PMID: 6794976
4. World Health Organization. Guidelines for treatment of drug-susceptible tuberculosis and patient care, 2017 update. WHO/HTM/TB/2017.05. Geneva: World Health Organization; 2017.
5. Fox W, Ellard GA, Mitchison DA. Studies on the treatment of tuberculosis undertaken by the British Medical Research Council Tuberculosis Units, 1946–1986, with relevant subsequent publications. *Int J Tuberc Lung Dis* 1999; 3 (Suppl):S231–S279.
6. Cochrane AL. 1931–1971: a critical review, with particular reference to the medical profession. In: Teeling-Smith G, Wells N, eds. *Medicines for the year 2000*. London, UK: Office of Health Economics, 1979, pp 1–11.
7. Caminero JA. Treatment of multidrug-resistant tuberculosis: evidence and controversies. *Int J Tuberc Lung Dis* 2006; 10:829–37. PMID: 16898365
8. Mirzayev F, Zignol M, Danilovitz M, Hurtado N, Leimane V, Malla P, et al. Treatment outcomes from 9 projects approved by the Green Light Committee between 2000 and 2003. Abstract to the 38th World Conference on Lung Health. 8–12 November 2007. Cape Town, South Africa.
9. Nathanson E, Gupta R, Huamani P, Leimane V, Pasechnikov AD, Tupasi TE, et al. Adverse events in the treatment of multidrug-resistant tuberculosis: Results from the DOTS-Plus initiative. *Int J Tuberc Lung Dis* 2004; 8:1382–4. PMID: 15581210
10. Mitnick CD, Castro KG, Harrington M, Sacks LV, Burman W. Randomized trials to optimize treatment of multi-drug resistant tuberculosis. *PLoS Med*. 2007; 4(11):e292. <https://doi.org/10.1371/journal.pmed.0040292>
11. Diacon AH, Pym A, Grobusch M, De Los Rios JM, Gotuzzo E, Vasilyeva I, et al. The diarylquinoline TMC207 for multidrug-resistant tuberculosis. *N Engl J Med* 2009; 360:2397–405. <https://doi.org/10.1056/NEJMoa0808427> PMID: 19494215
12. Gler MT, Skripconoka V, Sanchez-Garavito E, Xiao H, Cabrera-Rivero JL, Vargas-Vasquez DE, et al. Delamanid for multidrug-resistant pulmonary tuberculosis. *N Engl J Med*. 2012; 366(23):2151–60. <https://doi.org/10.1056/NEJMoa1112433> PMID: 22670901
13. Migliori GB, Lienhardt C, Weyer K, van der Werf MJ, Blasi F, Raviglione MC. Ensuring rational introduction and responsible use of new TB tools: outcome of an ERS multisector consultation. *Eur Respir J*. 2014; 44(6):1412–7. <https://doi.org/10.1183/09031936.00132114> PMID: 25435528
14. TB Alliance. Available from: <https://www.tballiance.org/>. [cited 2019 Feb 18].
15. Nunn AJ, Rusen ID, Van Deun A, Torrea G, Phillips PP, Chiang CY, et al. Evaluation of a standardized treatment regimen of anti-tuberculosis drugs for patients with multi-drug-resistant tuberculosis (STREAM): study protocol for a randomized controlled trial. *Trials*. 2014 Sep 9; 15:353. <https://doi.org/10.1186/1745-6215-15-353> PMID: 25199531
16. Trebucq A, Schwoebel V, Kashongwe Z, Bakayoko A, Kuaban C, Noeske J, et al. Treatment outcome with a short multidrug-resistant tuberculosis regimen in nine African countries. *Int J Tuberc Lung Dis*. 2018; 22(1):17–25. <https://doi.org/10.5588/ijtld.17.0498> PMID: 29149917
17. WHO treatment guidelines for drug-resistant tuberculosis: 2016 update (WHO/HTM/TB/2016.04). Geneva: World Health Organisation; 2016.
18. WHO handbook for guideline development. Geneva: World Health Organisation; 2014. Available from: http://apps.who.int/iris/bitstream/10665/75146/1/9789241548441_eng.pdf?ua=1.
19. Food and Drug Administration. *Guidance for Industry Exposure–Response Relationships—Study Design, Data Analysis, and Regulatory Applications*. 800–835 (2003). Accessed Feb 18, 2019.

20. World Health Organisation: Target Regimen Profiles for TB Treatment (WHO/HTM/TB/2016.16). (Available at: <http://apps.who.int/iris/bitstream/10665/250044/1/9789241511339-eng.pdf>); Geneva: World Health Organization; 2016. Accessed Feb 18, 2019.
21. Kendall EA, Shrestha S, Cohen T, Nuernberger E, Dooley KE, Gonzalez-Angulo L, et al. Priority-Setting for Novel Drug Regimens to Treat Tuberculosis: An Epidemiologic Model. *PLoS Med.* 2017; 14(1): e1002202. <https://doi.org/10.1371/journal.pmed.1002202> PMID: 28045934
22. Bonnett LJ, Ken-Dror G, Koh GC, Davies GR. Comparing the Efficacy of Drug Regimens for Pulmonary Tuberculosis: Meta-analysis of Endpoints in Early-Phase Clinical Trials. *Clin Infect Dis* 2017; 65(1):46–54. <https://doi.org/10.1093/cid/cix247> PMID: 28402396
23. Lienhardt C, Davies G. Methodological issues in the design of clinical trials for the treatment of multi-drug-resistant tuberculosis: challenges and opportunities. *Int J Tuberc Lung Dis* 2010; 14:528–37. PMID: 20392344
24. Davies GR, Phillips PPJ, Jaki T. Adaptive clinical trials in tuberculosis: applications, challenges and solutions. *Int J Tuberc Lung Dis* 2015; 19(6):626–634. <https://doi.org/10.5588/ijtld.14.0988> PMID: 25946350
25. Merle CS, Fielding K, Bah-Sow O, Gninafon M, Lo MB, Mthiyane T, et al. OFLOTUB/Gatifloxacin for Tuberculosis Project. A four-month gatifloxacin-containing regimen for treating tuberculosis. *N Engl J Med.* 2014; 371(17):1588–98. <https://doi.org/10.1056/NEJMoa1315817> PMID: 25337748
26. Gillespie SH, Crook AM, McHugh TD, Mendel CM, Meredith SK, Murray SR, et al. Four-month moxifloxacin-based regimens for drug-sensitive tuberculosis. *N Engl J Med.* 2014; 371(17):1577–87. <https://doi.org/10.1056/NEJMoa1407426> PMID: 25196020
27. Jindani A, Harrison TS, Nunn AJ, Phillips PPJ, Churchyard GJ, Charalambous S, et al. High-dose rifampine with moxifloxacin for pulmonary tuberculosis. *N Engl J Med.* 2014; 371(17):1599–608. <https://doi.org/10.1056/NEJMoa1314210> PMID: 25337749
28. Imperial M, Nahid P, Phillips P, Davies GR, Fielding K, Hanna D, et al. A Patient-Level Pooled Analysis of Treatment Shortening Regimens for Drug-Susceptible Pulmonary Tuberculosis. *Nature Med.* 2018; 24(11):1708–15 <https://doi.org/10.1038/s41591-018-0224-2> PMID: 30397355
29. World Health Organization. Report of the Technical Consultation on Advances in Clinical Trial Design for Development of New TB Treatments, Glion-sur-Montreux, Switzerland, 14–16 March 2018. Geneva: World Health Organization; 2018 (WHO/CDS/TB/2018.17).
30. Phillips PPJ, Mitnick CD, Neaton JD, Nahid P, Lienhardt C, Nunn AJ. Keeping phase III tuberculosis trials relevant: Adapting to a rapidly changing landscape. *PLoS Med.* 2019; 16(3):e1002767. <https://doi.org/10.1371/journal.pmed.1002767>


COLLECTION REVIEW

Advancing the development of new tuberculosis treatment regimens: The essential role of translational and clinical pharmacology and microbiology

Kelly E. Dooley^{1*}, Debra Hanna², Vidya Mave^{1,3}, Kathleen Eisenach⁴, Radojka M. Savic⁵

1 Department of Medicine, Johns Hopkins University School of Medicine, Baltimore, Maryland, United States of America, **2** Bill & Melinda Gates Foundation, Seattle, Washington, United States of America, **3** Byramjee Jeejeebhoy Government Medical College–Johns Hopkins University Clinical Research Site, Pune, India, **4** TB or NOT TB Consulting, LLC, Little Rock, Arkansas, United States of America, **5** University of California San Francisco, San Francisco, California, United States of America

* kdooley1@jhmi.edu



OPEN ACCESS

Citation: Dooley KE, Hanna D, Mave V, Eisenach K, Savic RM (2019) Advancing the development of new tuberculosis treatment regimens: The essential role of translational and clinical pharmacology and microbiology. *PLoS Med* 16(7): e1002842. <https://doi.org/10.1371/journal.pmed.1002842>

Published: July 5, 2019

Copyright: © 2019 World Health Organization. Licensee Public Library of Science. This is an open access article distributed under the Creative Commons Attribution IGO License, which permits unrestricted use, distribution, and reproduction in any medium, provided the original work is properly cited. <http://creativecommons.org/licenses/by/3.0/igo/>. In any use of this article, there should be no suggestion that WHO endorses any specific organization, products or services. The use of the WHO logo is not permitted. This notice should be preserved along with the article's original URL.

Funding: The authors received no specific funding for this work.

Competing interests: The authors have declared that no competing interests exist.

Abbreviations: ADME, absorption, distribution, metabolism, excretion; AUC, area under the concentration–time curve; CRyPTIC, Comprehensive Resistance Prediction for Tuberculosis: An International Consortium; CYP,

Summary points

- Translational and clinical pharmacology are the state-of-the-art tools used by drug developers to efficiently move compounds and regimens through all drug development phases. Tuberculosis drug and regimen development, though, has traditionally underutilized these modern, model-based drug development approaches, despite the urgent need to understand major pharmacological aspects not only of the new candidates but also of existing drugs.
- Translational platforms that include drug combinations are critical and should encompass data from multiple preclinical drug development tools (in vitro and in vivo models) to select the best regimens to be moved forward into clinical development.
- Quantitative pharmacokinetic (PK)–pharmacodynamic (PD) approaches should be incorporated into all phases of drug development and be used for selection of optimal dose and schedule, assessment of drug–drug interactions, and dose determination in key populations including pregnant women, children, and people living with HIV. Quantitative pharmacology models should further be utilized for clinical trial design using clinical trial simulations.
- Microbiology determinants such as precisely assessed minimum inhibitory concentrations (MICs) as well as quantitative longitudinal cultures integrated with PK-PD assessment will substantially inform and enhance all phases of drug development.
- Commitment of all stakeholders, data sharing, and resource investment are required for development and utilization of these tools, which are necessary for successful TB regimen development.

cytochrome; EBA, early bactericidal activity; EMA, European Medicines Agency; HFS, hollow fiber system; IVPDS, in vitro PD system; LAM, lipoarabinomannan; LCM-LC/MS, laser capture microdissection liquid chromatography mass spectrometry; *M.tb*, *Mycobacterium tuberculosis*; MALDI, matrix assisted laser desorption/ionization; MGIT, mycobacterial growth indicator tube; MIC, minimum inhibitory concentration; PD, pharmacodynamic; PIP, pediatric investigation plan; PK, pharmacokinetic; PREA, Pediatric Research Equity Act; PRGLAC, Task Force on Research Specific to Pregnant Women; QTc, corrected QT interval on electrocardiogram; TB, tuberculosis; TB ReFLECT, TB Reanalysis of Fluoroquinolone Clinical Trials; UGT, uridine 5'-diphospho-glucuronosyltransferase.

Provenance: Not commissioned; externally peer reviewed.

Introduction

Application of clinical pharmacology best practices is essential to the efficient and rational development of drugs. In general, knowledge gained about exposure–response relationships in preclinical models aids drug and dose selection in human studies, and biomarkers and pharmacokinetic (PK) data one collects in early to middle drug development can be used to predict the dose and treatment response of promising therapeutics in definitive phase 3 trials. The essentiality of sound clinical pharmacology in tuberculosis (TB) drug and regimen development is heightened by unique challenges in assessing drugs for this disease—aspects of the organism’s biology, the variability in lung pathology, uncertainties about how to link treatment outcomes seen in preclinical models with those seen in humans (which thwarts preclinical–clinical translational work), the lack of predictive early clinical biomarkers, and the high variability in treatment response across patients and populations (Fig 1). In TB disease, *Mycobacterium tuberculosis* (*M.tb*) bacilli are detected in necrotic granulomas, large cavities with liquefied contents, and intracellularly within macrophages. We believe that drugs must access each of these compartments to achieve cure in patients [1]. We also believe that TB drugs and regimens must kill bacilli in different metabolic states, from actively multiplying to semidormant [2,3]. Both in vitro and in vivo preclinical models are leveraged to assess the clinical utility of new TB drugs and drug combinations. These models vary both in their ability to assess efficacy relative to the shifting metabolic states of *M.tb* infection and in their ability to recapitulate human disease. Still, two models are proving to be highly informative. The mouse model of infection has been invaluable in selecting rank-ordered drug combinations, whereas the

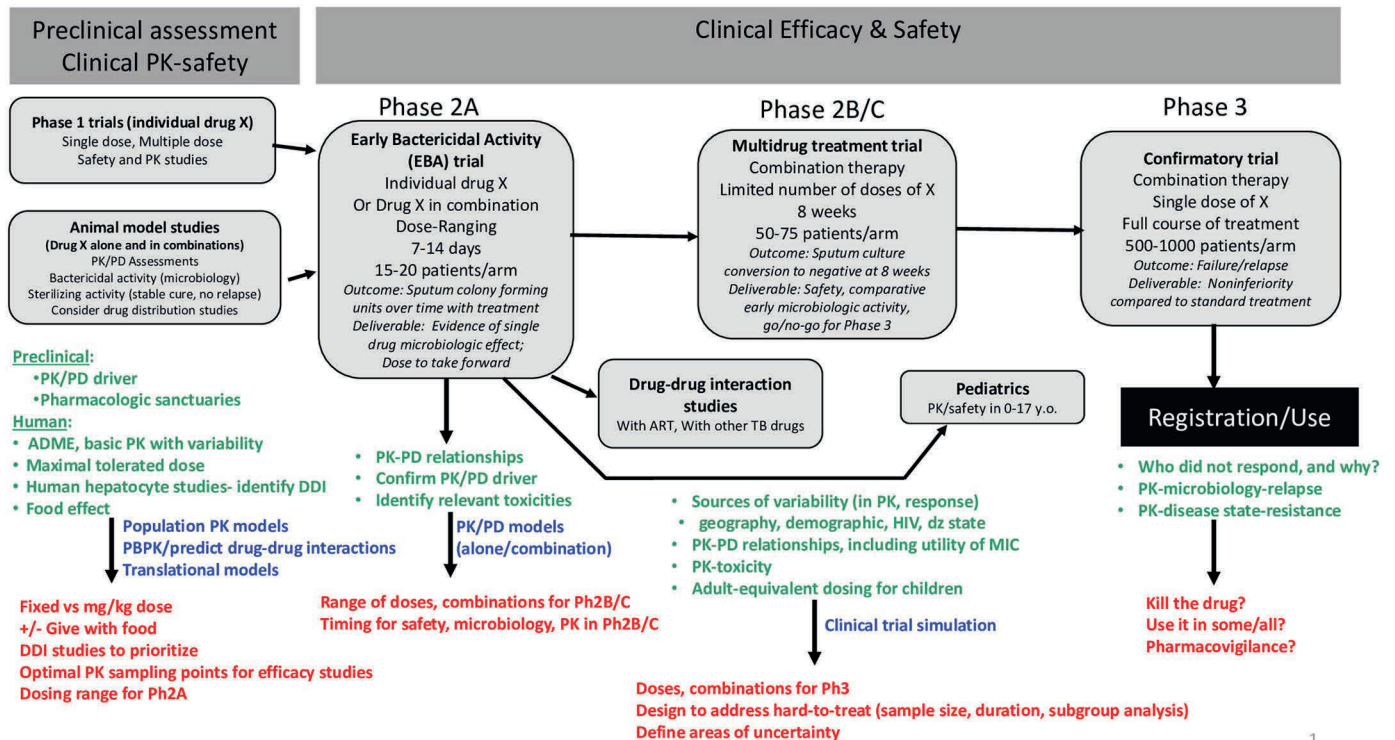


Fig 1. Schema of preclinical and clinical pharmacology studies important for TB drug and regimen development. By phase of development, in green are the questions to be addressed, in blue are the tools to use to answer the questions, and in red are the outputs. ADME, absorption, distribution, metabolism, excretion; DDI, drug–drug interaction; Dz, disease; MIC, minimum inhibitory concentration; PBPK, physiologically based PK; PD, pharmacodynamic; Ph2A, phase 2A; Ph2B/C, phase 2B and C; Ph3, phase 3; PK, pharmacokinetic; TB, tuberculosis; y.o., year-olds.

<https://doi.org/10.1371/journal.pmed.1002842.g001>

now-validated in vitro pharmacodynamic (PD) system (IVPDS, or “hollow fiber model” for TB) has significantly improved our understanding of the PK drivers of treatment response in various growth and physiologic states [4,5]. In the IVPDS, an elaborate system of dialysis-like tubing allows the investigator to reproduce human-like concentration–time curves and see how different PK profiles affect killing of bacilli that are living in the system. Dose-fractionation studies, for example, can be carried out, and one can determine whether a drug’s activity is time dependent or, rather, concentration dependent. Or one can test a drug’s activity when the organism is nutrient starved, in log-phase growth, or intracellular. Whereas these models are informative, there remain gaps in our ability to bridge preclinical and clinical data using modern translational quantitative modeling [6]. There are also gaps in our ability to link surrogate end points in early-phase clinical trials (namely, longitudinally collected sputum cultures) and clinically relevant end points of treatment failure, relapse, and death in later-phase trials [7,8]. The identification of accurate tools that identify those patients who are unlikely to achieve cure with shortened regimens (specifically, patients with a disease phenotype that is “hard to treat”) would have immense value to both clinical trialists and TB clinicians [9]. The TB clinical pharmacology field has the opportunity to apply state-of-the-art quantitative pharmacology tools to bridge preclinical and clinical data more effectively and to enhance learning across the continuum of clinical development [9–13]. In this paper, based on discussions occurring at a WHO workshop held in March 2018, we describe our views on best practices for incorporating translational, PK-PD, and microbiologic assessments into drug development [14].

The importance of understanding PK-PD relationships by phase of regimen development

Key uncertainties and questions regarding the use of clinical and translational pharmacology, biomarkers, and microbiology in the evaluation of novel TB treatments are listed in Table 1. Herein, we review these, focusing in on the implications relevant to each developmental phase.

Table 1. Key uncertainties and questions about the use of clinical and translational pharmacology, biomarkers, and microbiology to advance TB treatments that were addressed at the WHO-sponsored workshop, advances in clinical trial design for development of new TB treatments. (Adapted from [15]).

Topic Area	Question
Clinical Pharmacology	What is the importance of understanding PK-PD relationships by phase of regimen development?
Pharmacometrics	How does quantitative modeling and simulation integrate PK and microbiology-based PD measures (e.g., MIC, bacterial burden as predictive covariates of treatment response) to inform drug development decision-making, especially in later stages of regimen evaluation?
Preclinical/Translational Pharmacology	Can dynamic experiment-level in vitro assessments (i.e., HFS-TB) be integrated with patient-level bacteriological data to improve quantitative clinical PK-PD predictions and streamline model development?
Biomarkers	What would be the most efficient framework for bacteriologically based biomarker identification and characterization in clinical trials to enable integration in modeling and simulation-based analyses?
Bacteriology	Should quantitative PK-PD models describing relevant bacteriologically based covariates be used to guide dose finding and dose optimization in key populations during early development?
Drug Development	How do we make use of PK-PD across clinical development phases to identify pharmacology-guided drug regimens?

Abbreviations: HFS-TB, hollow-fiber in vitro pharmacodynamic system for assessing TB drugs; MIC, minimum inhibitory concentration; PD, pharmacodynamic; PK, pharmacokinetic; TB, tuberculosis

<https://doi.org/10.1371/journal.pmed.1002842.t001>

Preclinical drug development

Investigation of PK-PD properties of a candidate drug in the preclinical space is critical for advancing new TB drugs and for building effective combination regimens with a clear rationale for contribution of each new agent. The combination of multiple new chemical entities requires an enhanced understanding of PK-PD across the development paradigm and refined understanding of penetration and mechanism of action within the granuloma. Several experimental tools are utilized at the preclinical stage for new TB drug assessment, each providing unique results that can be used synergistically for decision-making [16]. The European Medicines Agency (EMA)-qualified *in vitro* hollow-fiber system generates PK-PD data that can be used to refine *in vivo* animal experiments [16,17]. These *in vitro* data are integrated with data from multiple *in vivo* models, which include acute, chronic, and relapsing BalbC (older, well-validated standard mouse model) and Kramnik (newer model with more human-like pathology) mouse models of infection as well as marmoset and rabbit models of disease [18,19]. All of these models provide valuable information on the drug's potential for microbiologic activity and sterilization (killing of semidormant bacilli) but generate only limited PK-PD data [4,5]. Collectively, these data contribute to understanding spatial distribution of candidate drugs at the site of action in the lung, PK-PD relationships for a single drug, contribution of an individual drug to the entire regimen, synergies of drugs within combinations, and potential for shortening treatment duration. Systems pharmacology models or PK-PD-driven translational platforms are essential in order to adequately assess the true potential of investigational regimens. In the absence of PK-PD-driven translational data, regimens move into late-phase trials with important uncertainties (about the real likelihood that a regimen will produce cure at rates equal to or better than that of the standard-of-care regimen) that traditional microbiologic surrogate markers like sputum culture conversion cannot adequately address [6]. Further, current lack of informative, translational biomarkers that are portable across TB clinical drug development stages for regimen and dose optimization puts further weight on preclinical analyses for de-risking regimen development [20].

The best way to identify new quantitative and translational tools for discovery and optimization of new TB treatment regimens is by investing in and enhancing data collaboration and translational modeling activities. This would support development of a universal preclinical-clinical mechanistic PK-PD system for TB drug combinations with high translational and predictive features to answer questions such as the following: What is the human equivalent dose/schedule of a candidate drug used in a combination regimen that will maximize its contribution to reducing treatment duration? What is the likelihood of achieving treatment durations of 1–3 months with a putative treatment-shortening regimen? And is it possible to shorten treatment duration in all disease phenotypes and all patients? A translational, data-driven mechanistic tool would be able to predict comparative efficacy and intended treatment-shortening potential of new candidate regimens based on preclinical data and optimized translational simulations. The major features of such a translational tool would ideally include: (1) quantification of bacterial growth dynamics in the absence of treatment, (2) quantification of the immune system response in the absence and presence of treatment and as a function of bacterial load and infection time, (3) quantification of the contribution of each drug (concentration–response relationship) to the observed total efficacy of drug combinations, (4) quantification of the interplay between disease pathology and drug response including description of tissue penetration, (5) a fully estimated set of model parameters with variability and uncertainty, and (6) appropriate scaling functions to human PK and PD to allow for accurate translational simulations. Because these components span numerous approaches to drug evaluation, from *in vitro* studies to clinical trials, data often need to be obtained from multiple

sources; once assembled through collaborations, they can permit accurate translational simulations to help address the critical questions and enable decision-making by stage-gate regimen developers (developers that have divided development into stages with go/no-go decisions at the end of each stage). Integration of these principles will allow for rational selection of the best regimens to be moved forward into clinical development, selection of rational dose ranges to be studied in clinical phases, quantitative predictions of clinical trial outcomes, and informed choice of clinical trial designs.

Clinical PK and PD

Prior to initiating a phase 3 registration trial of a new regimen, it is also important to understand the PK of experimental drug(s), exposure–response relationships, PK–toxicity relationships, risk and magnitude of drug interactions, drug safety, sources of variability (in PK, safety, treatment response) in the population, and PK in key populations (Fig 1). Phase I trials provide basic PK and safety information. It is important from a practical standpoint to assess food effect early, as this may impact administration requirements and may complicate approaches to coadministration with companion drugs, as some are taken on an empty stomach (e.g., rifampicin), whereas others are absorbed better with food (e.g., rifapentine, delamanid, bedaquiline) [21–24]. It is also necessary to determine whether weight-based dosing will be required. The requirement for weight banding adds complexities to field implementation as well as reduces the opportunity to coformulate companion drugs into fixed-dose combinations. Additionally, caution is noted, as systematic underdosing of lower-weight individuals can occur when weight banding is used without a reliable clinical PK-PD evidence base [25].

Over the course of phase 1 and 2 testing, assessment of drug PK in geographically and ethnically diverse populations is also invaluable, as variability of drug exposures across populations has been noted [22]. Sparse PK sampling can be employed after identifying optimal sampling times, and population PK modeling is then used to identify factors associated with variability in drug exposures (e.g., sex, race, HIV coinfection, malnutrition). For example, in individuals of black race, bedaquiline exposures are 50% lower than in persons of other racial backgrounds; rifampicin concentrations are very low in children who are malnourished or who have HIV infection; and isoniazid clearance is dependent on N-acetyltransferase 2 acetylator status [22,26,27]. Drug–drug interaction studies should be pursued in middle drug development and not left for late phases of development, particularly for interactions between TB and HIV drugs. The need for drug–drug interaction studies can be assessed based on knowledge of the putative TB drug(s) and standard-of-care HIV drugs’ metabolic pathways and their proclivity for inducing or inhibiting metabolizing enzymes or transporters. If interaction studies of HIV and TB drugs are not conducted early, the impact of the new TB regimens on anti-retroviral therapies (and vice versa) and the resultant effects on viral load suppression and on achieving durable cure from TB will not be understood; as a consequence, the inclusion of HIV patients into late-phase trials will be hindered, limiting the assessment of the safety, tolerability, and efficacy of the regimen in this key population. Moreover, drug–drug interaction studies will still be needed, and substudies will need to be designed, adding significant complexity and delays when they are embedded into late-phase, confirmatory clinical trials [28,29].

In early phase 2A trials, in which a drug or drug combination is administered for 7–14 days to small cohorts of patients ($n = 15–20$), a range of doses and schedules is tested for early bactericidal activity (EBA). Data on safety, tolerability, and longitudinal quantitative sputum bacillary loads are collected, and semi-intensive PK sampling is performed to characterize individual drug exposures and PK-PD relationships, which can narrow the doses to be tested in subsequent trials. In phase 2B trials, microbiologic responses to treatment are assessed

through serial sputum cultures up to 8–16 weeks of treatment. In phase 2C trials, the experimental regimens are administered for their intended duration (e.g., 3 or 4 months), and patients are followed to collect information on longer-term clinical outcomes (failure, relapse, death) [30]. Such phase 2B and phase 2C studies are typically multinational and can produce rich PK and microbiologic data from geographically diverse settings. We propose that sparse PK sampling be embedded in all phase 2B/C trials. If feasible, sparse PK sampling obtained on more than one occasion—for example, early in treatment (intensive phase) and then later in treatment (continuation phase)—would allow the quantification of longitudinal drug exposures that, in turn, characterize exposure–response relationships necessary for selecting the accurate dose(s) to evaluate in phase 3 trials [13,31]. Additionally, population PK–PD modeling can define the relative contributions of factors that lead to delayed culture conversion, assessing within the model the full suite of potential features, from low drug exposures to clinical factors such as disease severity or patient characteristics. Patient and disease severity characteristics are important to incorporate into models, as the hardest-to-treat phenotypes of disease disproportionately drive the unfavorable outcomes in contemporary phase 3 trials [10,11,32]. To date, clinical PK–PD analyses have been unable to adequately inform decision-making on selecting an optimal regimen duration. A PK–PD tool that predicts the optimal treatment duration based on data from preclinical studies, phase 2 trials, and both successful and unsuccessful phase 3 trials would be extremely valuable.

In middle development (at the phase 2 stage), PK–toxicity studies are also needed to define the therapeutic margin and ensure that dose(s) used in phase 3 are likely to be safe and well tolerated. PK–safety relationships influence both dose and schedule (duration, dosing frequency), with some drugs displaying toxicity associated with cumulative exposure (e.g., linezolid, ethambutol) and others causing more adverse effects when given on an intermittent schedule (e.g., rifamycins administered thrice or once weekly) [33–35]. Overlapping toxicities can also be explored with PK data in hand to help discern relationships. For example, prolongation of the QT segment on the electrocardiogram, a cardiac toxicity that can lead to torsades de pointes, can be related to concentrations of the parent drug or metabolite and is of increased concern when QT-prolonging drugs are administered concurrently [36].

Phase 3 trials provide the first opportunity to assess drug efficacy by comprehensively collecting data on drug exposures, adherence, microbiological response over time, safety, and long-term clinical outcomes; furthermore, this often is the only setting in which reduced treatment durations are tested. Phase 3 studies also offer larger numbers of patients from key populations (e.g., people living with HIV and children). Because of these features, we recommend that phase 3 trials include sparse PK sampling whenever feasible and that samples be collected on all patients. PK–PD assessments can be performed on a subset of study participants to identify the reasons for poor treatment outcomes. If the trial was successful, these samples would allow analyses that inform future use and scale-up of the regimens; if the trial was not successful, these data help ascertain the reason(s) why and are critical for determining next steps.

Microbiology and quantitative pharmacology

Although microbiology (e.g., *in vitro* minimum inhibitory concentration [MIC]) is widely accepted as an important determinant of response to treatment, integrated PK and microbiology-based PD measures built into late-stage clinical trials to confirm relationships are rarely undertaken. MICs are assessed in preclinical drug development, and the choice of dose and schedule is driven by the desire, for example, to maintain plasma drug levels above MIC for a defined duration. This approach has shortcomings, as PK–PD indices are often derived based on plasma PK, which is often suboptimal compared with the site-of-action PK; traditional

assessment of MIC usually lacks precision [37], and by definition, MIC values indicate inhibition of bacterial growth rather than bacterial killing, which is key for cure. Bacteria with higher MIC are harder to eradicate, and patients with high-MIC bacteria might need more aggressive regimens or longer treatment to achieve cure. Similarly, pretreatment bacterial burden in sputum is highly associated with treatment response. The recent TB Reanalysis of Fluoroquinolone Clinical Trials (TB ReFLECT) meta-analysis revealed that patients with low bacterial burden at baseline could be effectively treated with a shortened (4 month)-duration experimental regimen [9]. Similarly, time-to-culture conversion on standard treatment appears to be shorter in patients with low baseline bacillary load. However, a number of questions remain unanswered—Is there a correlation between baseline bacterial burden and MIC? Does MIC change over time with treatment? Under which circumstances can higher bacterial load or MIC be overcome with higher doses, strong companion drugs, or longer treatment? Should we index PK parameters (C_{max} , area under the concentration–time curve [AUC]) to MIC or to a data-informed factor of the MIC?

To address these questions, collection of microbiology data is key in all stages of clinical trials, especially late-stage trials followed up with adequate analysis. Collecting sputum specimens for MIC and bacterial load determinations in clinical drug development so that their value (in subsequent studies and in clinical practice) can be determined is important. *M.tb* isolates should be available for MIC determination from baseline and last positive cultures, and sputum specimens should be assessed over time for changes in bacterial load. Knowledge of strain lineage (e.g., Haarlem, Latin American/Mediterranean, W/Beijing) may also be helpful, as there may be strain heterogeneity with regard to virulence and drug response. A standardized method for providing robust and accurate MIC determinations, such as the 14-drug microtiter plate (ThermoFisher) employed by the Comprehensive Resistance Prediction for Tuberculosis: An International Consortium (CRyPTIC) [38], should be used. Techniques for measuring bacterial burden including time to positivity in mycobacterial growth indicator tube (MGIT) culture, cycle threshold in GeneXpert MTB/RIF assay, or potential novel biomarkers (e.g., quantification of sputum lipoarabinomannan [LAM] levels) should be routinely included in clinical trials to enable investigation of predictive bacterial burden biomarkers [39,40]. Assays such as GeneXpert cycle threshold have the advantage of producing results in real time, though one disadvantage is that DNA from both live and dead bacilli can be detected. Lastly, it is important to align new drugs with new diagnostics. Specifically, detection and characterization of resistance is a key component of TB drug development, and whole-genome sequencing can identify mutations that are associated with decreased susceptibility of *M.tb* strains to new drugs.

Key populations: Optimal design to extend treatment advances to all

Young children and pregnant women with TB may be at particularly high risk of adverse outcomes resulting from inadequate TB treatment [41,42]. There are limited data to inform use of TB drugs in pregnant women because they are routinely excluded from clinical trials, and there is no requirement to study them from any regulatory authority. This may change with the report of the Task Force on Research Specific to Pregnant Women (PRGLAC) released in September 2018 [43]. In Europe, a pediatric investigation plan (PIP) is required for drug registration, but there is no requirement for data from the pediatric patient population. In the United States, because TB is considered an orphan disease, the Pediatric Research Equity Act (PREA) does not apply to drugs developed for TB, relieving companies of the requirement to study TB drugs in children for registration. As it may be difficult to recruit children and

pregnant women with TB in any given location, design of clinical trials in these populations must be optimized for efficiency and yield of safety and PK data that will be needed to support dosing recommendations. Full efficacy trials are generally not required [44].

Children

Opening doses in different pediatric age cohorts are more likely to be accurate when based on models that incorporate adult PK data and information about developmental pharmacology and when evidence-based target PK ranges are defined explicitly, rather than relying on empiric dose selection (e.g., same mg/kg dose as adults) [45]. Given that drug disposition is most variable between the ages of 0 and 2 years (and changes especially rapidly in the first 3–6 months of life), we suggest including a larger number of children in the youngest cohort to ensure full knowledge of drug disposition in that rapidly developing age group; the sample size of adolescents can be relatively smaller because drug disposition is similar in teens and adults. Key features of a pediatric PK–safety study include model-informed initial dose selection; early interim analysis of PK results in each age cohort (with dose adjustment and model updating); use of optimal sampling theory, a data-driven approach that informs the selection of the most informative time points for PK sampling while minimizing the number of required samples; defining the timing and content of safety visits to reflect knowledge of each drug’s pre-clinical toxicology and adult toxicity information; clear and evidence-based selection of PK target ranges for parent drug and metabolite(s); and model-based analysis of data by a pharmacometrician.

Pregnant women

Studies in pregnant women should take into account pregnancy-related physiologic changes, including changes in renal clearance, drug metabolism, and protein binding [46,47]. Some metabolizing enzymes have higher activity during pregnancy (cytochrome [CYP] P450 2A6, 3A4, 2D6; uridine 5′-diphospho-glucuronosyltransferase [UGT] 1A4), whereas others have lower activity (CYP1A2, 2C19); the magnitude of difference in enzyme activities in pregnant versus nonpregnant women differs by trimester [48]. As selection of doses most likely to achieve (but not exceed or fall significantly short of) therapeutic targets is especially crucial in pregnant women with TB, model-based dose selection is best from both scientific and ethical standpoints. PK assessments should be performed in the second and third trimester and then postpartum so that timing of dose adjustments can be assessed. Depending on the duration for which a given drug is administered, each woman may serve as her own control, reducing variability. Pharmacometric modeling should be used in the analysis so that specific effects of pregnancy on drug absorption, distribution, and clearance can be estimated while considering other cofactors that may affect the drug’s disposition, and recommendations for dose adjustments can be made with maximal knowledge. With regard to safety, whereas a very strong safety signal may be detected in a study powered to detect PK changes, a much larger cohort of women is needed to characterize the full safety profile of a drug in pregnancy for the mother and fetus. Pharmacovigilance via pregnancy registries is one way to achieve this (e.g., <http://www.apregistry.com/> for antiretrovirals).

Site-of-disease PK: Relevance for drug development and optimization

M.tb bacilli are present in multiple compartments in a patient with pulmonary TB but are most numerous in large cavitory lesions that contain liquefied, caseous material. To effect cure, it is currently believed that drugs must penetrate necrotic granulomas and cavitory

Table 2. Use of PK-PD, microbiology, and biomarkers in TB regimen development: Required elements, recommended but optional components, and research gaps (adapted from World Health Organization [15]).

Question	Consensus	Options	Research
What is the importance of understanding PK-PD relationships by phase of regimen development?	PK studies should be included throughout drug/regimen development phases, in both early and late stages of development. PK samples should be collected in all treatment trials with clear documentation of dosing history.	Other PK studies should be performed in the spirit of modern drug development, including the following:	Optimal timing and frequency of PK sampling by type of trial (e.g., phase 2A, 2B, 2C) to yield the most information in the most efficient way.
	A guidance that outlines information to be collected and parameters to be identified at each phase of drug development is needed. This guidance should be organized by sections of minimum information and optimal information. This could be undertaken by a group of individuals with expertise in PK-PD research, such as the WHO Task Force on the PK-PD of TB medicines.	Drug–drug interaction studies, especially with companion TB drugs or antiretrovirals.	Translational modeling and quantitative pharmacology to link preclinical, early-mid clinical (with microbiology outcomes), and definitive trial (with clinical outcomes) results. Role of clinical trial simulation with phase 2 data to inform phase 3 design.
	Importance of PK in phase 2 trials to allow understanding of dose–exposure–response relationships for dose selection in definitive trials.	Evaluation of PK–toxicity relationships for key toxicity concerns (e.g., QTc).	Validation and refinement of translational tools and modeling activities (mouse model, HFS, systems pharmacology model) through data sharing.
	Critical importance of PK–safety assessment in phase 2/3 to inform the need for dose/schedule adjustments. Particularly important for narrow therapeutic index drugs.	Sparse PK collection in phase 3 to strengthen population PK modeling and to explore exposure differences in relevant subgroups including poor responders.	Biomarker (host, microbiology) explorations to find better ways to identify best regimens to carry forward from middle drug development.
	Population PK modeling to understand sources of variability (e.g., sex, race, age, HIV status) in drug exposures and response.		
	Phase 2B/C studies with arms testing different doses and duration and collection of treatment outcomes will be most informative for identifying regimens most likely to be successful for treatment shortening.		
How does quantitative modeling and simulation integrate PK and microbiology-based PD measures (e.g., MIC, bacterial burden as predictive covariates of treatment response) to inform drug development decision-making, especially in later stages of regimen evaluation?	Importance of gaining a better understanding of the relevance and value of MIC measurements as well as baseline quantitative bacterial burden in assessments of exposure–response relationships.	<i>M. tuberculosis</i> isolates should be stored, including at a minimum the baseline isolate and that of the last positive culture.	Key research questions to answer by quantitative pharmacology by time of registration:
	Collection of specimens for MIC (genotypic, phenotypic, whole-genome sequencing, etc.) in clinical drug development will allow for value assessment. Isolates should be collected at baseline and during midterm and late-stage development.	Bacterial burden should be quantified longitudinally via collection of serial sputum samples.	PK-PD underpinnings to support dose recommendations, including in hard-to-treat patients and key populations.
	Specific guidance from WHO PK-PD Task Force to provide details on standardized approaches for collection of isolates (which isolates, how to collect, how to store, when to collect, what type of assay would be needed)		PK–toxicity relationships.

(Continued)

Table 2. (Continued)

Question	Consensus	Options	Research
			Drug–drug interactions with companion TB and HIV drugs.
			Evaluation of value of MIC (static drug concentration in relevant medium) versus dynamic susceptibility information in drug and regimen assessment.
Can dynamic experiment-level in vitro assessments (e.g., HFS) be integrated with patient-level microbiology data to improve quantitative clinical PK-PD predictions and streamline model development?		Investment in development of translational tools and modeling activities (mouse model, HFS, systems pharmacology model) that can inform regimen composition.	
What would be the most efficient framework for microbiology-based biomarker identification and characterization in clinical trials to enable integration in modeling and simulation-based analyses?	Development and validation of novel biomarkers should be integrated in all PK-PD activities to allow for rapid assessment of the biomarkers and properties of future potential surrogates for bacterial load.		Culture-free (and sputum-free) systems as alternatives to existing culture-based systems are urgently needed.
Should quantitative PK-PD models describing relevant microbiology-based covariates be used to guide dose finding and dose optimization in key populations during early development?	Design of studies in key populations should be supported by clinical pharmacology principles (dosing regimen) and aided by model-based design.		

Abbreviations: HFS, hollow fiber system; MIC, minimum inhibitory concentration; PD, pharmacodynamic; PK, pharmacokinetic; QTc, corrected QT interval on electrocardiogram; TB, tuberculosis

<https://doi.org/10.1371/journal.pmed.1002842.t002>

lesions to inhibit or kill the viable bacilli that are not expelled by coughing. We should ensure that the drugs achieve adequate bactericidal concentrations in the lesions where bacilli are present. Preclinical and clinical research focused on drug quantification in these matrices may help inform regimen selection for treatment-shortening trials, including drugs, doses, duration, and companion drugs. This is an area in which translational PK-PD research may be particularly valuable. In rabbit models of pulmonary TB that have human-like pathology, it has been observed that some drugs have excellent penetration into lesions, as assessed spatially by matrix assisted laser desorption/ionization (MALDI) mass spectrometry or quantitatively by laser capture dissection and laser capture microdissection liquid chromatography mass spectrometry (LCM-LC/MS), whereas others display poor lesion penetration [49–51]. Of note, all four current first-line TB drugs reach therapeutic concentrations in TB lung lesions [52]. Patients with highly drug resistant TB who must undergo lung resection for cure have participated in research aimed at measuring drug concentrations in lung compartments following observed dosing [1]; data from such investigations help bridge preclinical and clinical studies and provide evidence concerning the contribution of drug PK to acquisition of drug resistance in lung microenvironments [53]. With rabbit lesion penetration data for a novel drug as well as data on human plasma PK and treatment outcomes, translational models can be built that shed light on the differential response to TB treatment that results from differences in lung pathology [19]. These strategies may help reduce the risk of late-phase failure for drugs with promising preclinical and early clinical microbiologic efficacy by identifying early those compounds with poor penetration into critical lung lesions. Translational models may also be important in developing therapies for other manifestations of TB disease, like central nervous system or extrapulmonary TB.

Conclusions

Modern drug development tools using quantitative and translational pharmacology and microbiology are proving to be invaluable when applied to TB drug and regimen development programs. We can further improve on these tools by constructing predictive, fully translational models that fully integrate data and knowledge from diverse models and sources including in vitro susceptibility data, drug(s) mechanism-of-action characteristics, hollow-fiber model PK-PD data, cure results from multidrug studies in different animal models, phase 2 longitudinal microbiologic data, and information on PK-PD, adherence, and well-defined clinical outcomes from carefully conducted phase 3 trials (Table 2). Comorbidities, sites of disease, characteristics of the infecting strain, and host immune status are also highly relevant; information on these elements can further enhance model performance. For the clinical phases of development, studies of drug interactions with relevant ART agents should be conducted early to allow the inclusion of HIV-infected patients in definitive trials. Similarly, children and pregnant women with TB should also be included in well-designed safety and PK studies.

Acknowledgments

Thanks to WHO for organizing the conference in Montreux and especially to Christian Lienhardt and Payam Nahid for their leadership in this effort.

References

1. Prideaux B, Via LE, Zimmerman MD, Eum S, Sarathy J, O'Brien P, et al. The association between sterilizing activity and drug distribution into tuberculosis lesions. *Nat Med*. 2015; 11: 1223–7. <https://doi.org/10.1038/nm.3937> PMID: 26343800
2. Dickinson JM, Mitchison DA. Experimental models to explain the high sterilizing activity of rifampin in the chemotherapy of tuberculosis. *Am Rev Respir Dis*. 1981; 123: 367–371. PMID: 6784622
3. Mitchison DA. Role of individual drugs in the chemotherapy of tuberculosis. *Int J Tuberc Lung Dis*. 2000; 4: 796–806. PMID: 10985648
4. Nuermberger E, Hanna D. Assessing the landscape of tools and approaches for novel tuberculosis regimen development. *J Infect Dis*. 2015; 211 Suppl 3: 81. <https://doi.org/10.1093/infdis/jiv072> PMID: 26009616
5. Nuermberger E, Sizemore C, Romero K, Hanna D. Toward an Evidence-Based Nonclinical Road Map for Evaluating the Efficacy of New Tuberculosis (TB) Drug Regimens: Proceedings of a Critical Path to TB Drug Regimens-National Institute of Allergy and Infectious Diseases In Vivo Pharmacology Workshop for TB Drug Development. *Antimicrob Agents Chemother*. 2016; 60: 1177–1182. <https://doi.org/10.1128/AAC.02041-15> PMID: 26824941
6. Bartelink IH, Zhang N, Keizer RJ, Strydom N, Converse PJ, Dooley KE, et al. New Paradigm for Translational Modeling to Predict Long-term Tuberculosis Treatment Response. *Clin Transl Sci*. 2017; 10: 366–379. <https://doi.org/10.1111/cts.12472> PMID: 28561946
7. Wallis R, Johnson J. The role of surrogate markers in the clinical evaluation of antituberculous chemotherapy. *Curr Med Chem—Anti-Infective Agents*. 2005; 4: 1–8.
8. Holland DP, Hamilton CD, Stout JE. Tackling the unknowns of short-course rifapentine-based treatment for active tuberculosis: a decision analysis. *Int J Tuberc Lung Dis*. 2016; 20: 827–831. <https://doi.org/10.5588/ijtld.15.0006> PMID: 27155188
9. Imperial MZ, Nahid P, Phillips PPJ, Davies GR, Fielding K, Hanna D, et al. A patient-level pooled analysis of treatment-shortening regimens for drug-susceptible pulmonary tuberculosis. *Nat Med*. 2018; 24: 1708–1715. <https://doi.org/10.1038/s41591-018-0224-2> PMID: 30397355
10. Jindani A, Harrison TS, Nunn AJ, Phillips PP, Churchyard GJ, Charalambous S, et al. High-dose rifapentine with moxifloxacin for pulmonary tuberculosis. *N Engl J Med*. 2014; 371: 1599–1608. <https://doi.org/10.1056/NEJMoa1314210> PMID: 25337749
11. Gillespie SH, Crook AM, McHugh TD, Mendel CM, Meredith SK, Murray SR, et al. Four-month moxifloxacin-based regimens for drug-sensitive tuberculosis. *N Engl J Med*. 2014; 371: 1577–1587. <https://doi.org/10.1056/NEJMoa1407426> PMID: 25196020

12. Te Brake L, Dian S, Ganiem AR, Ruesen C, Burger D, Donders R, et al. Pharmacokinetic/pharmacodynamic analysis of an intensified regimen containing rifampicin and moxifloxacin for tuberculous meningitis. *Int J Antimicrob Agents*. 2015; 45: 496–503. <https://doi.org/10.1016/j.ijantimicag.2014.12.027> PMID: 25703312
13. Savic RM, Weiner M, MacKenzie WR, Engle M, Whitworth WC, Johnson JL, et al. Defining the optimal dose of rifapentine for pulmonary tuberculosis: Exposure-response relations from two phase II clinical trials. *Clin Pharmacol Ther*. 2017; 102: 321–331. <https://doi.org/10.1002/cpt.634> PMID: 28124478
14. Lienhardt C, Nahid P. Advances in clinical trial design for development of new TB treatments: a call for innovation. *PLoS Med*. 2019; 16:e1002769. <https://doi.org/10.1371/journal.pmed.1002769> PMID: 30901322
15. World Health Organization. Report of the technical consultation on advances in clinical trial design for development of new TB treatments. Glion-sur-Montreux, Switzerland: World Health Organization; 2018 [cited 2019 May 20]. https://www.who.int/tb/publications/2018/clinical_trial_design_TB_treatments/en/.
16. Gumbo T, Lenaerts AJ, Hanna D, Romero K, Nuernberger E. Nonclinical models for antituberculosis drug development: a landscape analysis. *J Infect Dis*. 2015; 211 Suppl 3: 83.
17. European Medicines Agency. Draft qualification opinion: In-vitro hollow fiber system model of tuberculosis (HFS-TB). EMA/CHMP/SAWP/381716/2014. [cited 2019 May 20]. https://www.ema.europa.eu/en/documents/regulatory-procedural-guideline/draft-qualification-opinion-vitro-hollow-fibre-system-model-tuberculosis-hfs-tb_en.pdf.
18. Via LE, England K, Weiner DM, Schimel D, Zimmerman MD, Dayao E, et al. A sterilizing tuberculosis treatment regimen is associated with faster clearance of bacteria in cavitary lesions in marmosets. *Antimicrob Agents Chemother*. 2015; 59: 4181–4189. <https://doi.org/10.1128/AAC.00115-15> PMID: 25941223
19. Rifat D, Prideaux B, Savic RM, Urbanowski ME, Parsons TL, Luna B, et al. Pharmacokinetics of rifapentine and rifampin in a rabbit model of tuberculosis and correlation with clinical trial data. *Sci Transl Med*. 2018; 10: eaai7786. <https://doi.org/10.1126/scitranslmed.aai7786> PMID: 29618565
20. Wallis RS, Kim P, Cole S, Hanna D, Andrade BB, Maeurer M, et al. Tuberculosis biomarkers discovery: developments, needs, and challenges. *Lancet Infect Dis*. 2013; 13: 362–372. [https://doi.org/10.1016/S1473-3099\(13\)70034-3](https://doi.org/10.1016/S1473-3099(13)70034-3) PMID: 23531389
21. Sasahara K, Shimokawa Y, Hirao Y, Koyama N, Kitano K, Shibata M, et al. Pharmacokinetics and Metabolism of Delamanid, a Novel Anti-Tuberculosis Drug, in Animals and Humans: Importance of Albumin Metabolism In Vivo. *Drug Metab Dispos*. 2015; 43: 1267–1276. <https://doi.org/10.1124/dmd.115.064527> PMID: 26055620
22. van Heeswijk RP, Dannemann B, Hoetelmans RM. Bedaquiline: a review of human pharmacokinetics and drug-drug interactions. *J Antimicrob Chemother*. 2014; 69: 2310–2318. <https://doi.org/10.1093/jac/dku171> PMID: 24860154
23. Zvada SP, Van Der Walt JS, Smith PJ, Fourie PB, Roscigno G, Mitchison D, et al. Effects of four different meal types on the population pharmacokinetics of single-dose rifapentine in healthy male volunteers. *Antimicrob Agents Chemother*. 2010; 54: 3390–3394. <https://doi.org/10.1128/AAC.00345-10> PMID: 20516273
24. Dooley KE, Savic RM, Park JG, Cramer Y, Hafner R, Hogg E, et al. Novel dosing strategies increase exposures of the potent antituberculosis drug rifapentine but are poorly tolerated in healthy volunteers. *Antimicrob Agents Chemother*. 2015; 59: 3399–3405. <https://doi.org/10.1128/AAC.05128-14> PMID: 25824215
25. Court R, Chirehwa MT, Wiesner L, Wright B, Smythe W, Kramer N, et al. Quality assurance of rifampicin-containing fixed-drug combinations in South Africa: dosing implications. *Int J Tuberc Lung Dis*. 2018; 22: 537–543. <https://doi.org/10.5588/ijtld.17.0697> PMID: 29663959
26. Guiastronac B, Ramachandran G, Karlsson MO, Kumar AKH, Bhavani PK, Gangadevi NP, et al. Sub-optimal Antituberculosis Drug Concentrations and Outcomes in Small and HIV-Coinfected Children in India: Recommendations for Dose Modifications. *Clin Pharmacol Ther*. 2018; 104: 733–741. <https://doi.org/10.1002/cpt.987> PMID: 29247506
27. Garcia-Martin E. Interethnic and intraethnic variability of NAT2 single nucleotide polymorphisms. *Curr Drug Metab*. 2008; 9: 487–497. PMID: 18680468
28. Brill MJ, Svensson EM, Pandie M, Maartens G, Karlsson MO. Confirming model-predicted pharmacokinetic interactions between bedaquiline and lopinavir/ritonavir or nevirapine in patients with HIV and drug-resistant tuberculosis. *Int J Antimicrob Agents*. 2017; 49: 212–217. <https://doi.org/10.1016/j.ijantimicag.2016.10.020> PMID: 28038962
29. Dooley KE, Luetkemeyer AF, Park JG, Allen R, Cramer Y, Murray S, et al. Phase I safety, pharmacokinetics, and pharmacogenetics study of the antituberculosis drug PA-824 with concomitant lopinavir-

- ritonavir, efavirenz, or rifampin. *Antimicrob Agents Chemother.* 2014; 58: 5245–5252. <https://doi.org/10.1128/AAC.03332-14> PMID: 24957823
30. Phillips PP, Dooley KE, Gillespie SH, Heinrich N, Stout JE, Nahid P, et al. A new trial design to accelerate tuberculosis drug development: the Phase IIC Selection Trial with Extended Post-treatment follow-up (STEP). *BMC Med.* 2016; 14: 3.
 31. Svensson EM, Svensson RJ, Te Brake LHM, Boeree MJ, Heinrich N, Konstén S, et al. The Potential for Treatment Shortening With Higher Rifampicin Doses: Relating Drug Exposure to Treatment Response in Patients With Pulmonary Tuberculosis. *Clin Infect Dis.* 2018; 67: 34–41. <https://doi.org/10.1093/cid/ciy026> PMID: 29917079
 32. Merle CS, Fielding K, Sow OB, Gninafon M, Lo MB, Mthiyane T, et al. A four-month gatifloxacin-containing regimen for treating tuberculosis. *N Engl J Med.* 2014; 371: 1588–1598. <https://doi.org/10.1056/NEJMoa1315817> PMID: 25337748
 33. Grosset J, Leventis S. Adverse effects of rifampin. *Rev Infect Dis.* 1983; 5 Suppl 3: 440.
 34. Martínez E, Collazos J, Mayo J. Hypersensitivity reactions to rifampin. Pathogenetic mechanisms, clinical manifestations, management strategies, and review of the anaphylactic-like reactions. *Medicine (Baltimore).* 1999; 78: 361–369.
 35. Tang S, Yao L, Hao X, Zhang X, Liu G, Liu X, et al. Efficacy, safety and tolerability of linezolid for the treatment of XDR-TB: a study in China. *Eur Respir J.* 2015; 45: 161–170. <https://doi.org/10.1183/09031936.00035114> PMID: 25234807
 36. Polak S, Romero K, Berg A, Patel N, Jamei M, Hermann D, et al. Quantitative approach for cardiac risk assessment and interpretation in tuberculosis drug development. *J Pharmacokinet Pharmacodyn.* 2018; 45: 457–467. <https://doi.org/10.1007/s10928-018-9580-2> PMID: 29520534
 37. Colangeli R, Jedrey H, Kim S, Connell R, Ma S, Chippada Venkata UD, et al. Bacterial Factors That Predict Relapse after Tuberculosis Therapy. *N Engl J Med.* 2018; 379: 823–833. <https://doi.org/10.1056/NEJMoa1715849> PMID: 30157391
 38. Rancoita PMV, Cugnata F, Gibertoni Cruz AL, Borroni E, Hoosdally SJ, Walker TM, et al. Validating a 14-Drug Microtiter Plate Containing Bedaquiline and Delamanid for Large-Scale Research Susceptibility Testing of Mycobacterium tuberculosis. *Antimicrob Agents Chemother.* 2018; 62(9): e00433–18. <https://doi.org/10.1128/AAC.00344-18> PMID: 29941636
 39. Bark CM, Okwera A, Joloba ML, Thiel BA, Nakibali JG, Debanne SM, et al. Time to detection of Mycobacterium tuberculosis as an alternative to quantitative cultures. *Tuberculosis (Edinb).* 2011; 91: 257–259.
 40. Blakemore R, Story E, Helb D, Kop J, Banada P, Owens MR, et al. Evaluation of the analytical performance of the Xpert MTB/RIF assay. *J Clin Microbiol.* 2010; 48: 2495–2501. <https://doi.org/10.1128/JCM.00128-10> PMID: 20504986
 41. Salazar-Austin N, Hoffmann J, Cohn S, Mashabela F, Waja Z, Lala S, et al. Poor Obstetric and Infant Outcomes in Human Immunodeficiency Virus-Infected Pregnant Women With Tuberculosis in South Africa: The Tshetiso Study. *Clin Infect Dis.* 2018; 66: 921–929. <https://doi.org/10.1093/cid/cix851> PMID: 29028970
 42. Mathad JS, Gupta A. Tuberculosis in pregnant and postpartum women: epidemiology, management, and research gaps. *Clin Infect Dis.* 2012; 55: 1532–1549. <https://doi.org/10.1093/cid/cis732> PMID: 22942202
 43. Task force on research specific to pregnant women and lactating women: Report to Secretary, Health and Human Services, and Congress. 2018 [cited 2019 May 20]. https://www.nichd.nih.gov/sites/default/files/2018-09/PRGLAC_Report.pdf.
 44. US Food and Drug Administration. General Clinical Pharmacology Considerations for Pediatric Studies for Drugs and Biological Products Guidance for Industry. Rockville, MD: Food and Drug Administration; 2014 [cited 2019 May 20]. <https://www.fda.gov/media/90358/download>.
 45. Allegaert K, Simons SHP, Tibboel D, Krekels EH, Knibbe CA, van den Anker JN. Non-maturational covariates for dynamic systems pharmacology models in neonates, infants, and children: Filling the gaps beyond developmental pharmacology. *Eur J Pharm Sci.* 2017; 109S: S31.
 46. Frederiksen MC. Physiologic changes in pregnancy and their effect on drug disposition. *Semin Perinatol.* 2001; 25: 120–123. PMID: 11453606
 47. Anderson GD. Pregnancy-induced changes in pharmacokinetics: a mechanistic-based approach. *Clin Pharmacokinet.* 2005; 44: 989–1008. <https://doi.org/10.2165/00003088-200544100-00001> PMID: 16176115
 48. Ke AB, Greupink R, Abduljalil K. Drug Dosing in Pregnant Women: Challenges and Opportunities in Using Physiologically Based Pharmacokinetic Modeling and Simulations. *CPT Pharmacometrics Syst Pharmacol.* 2018; 7: 103–110. <https://doi.org/10.1002/psp4.12274> PMID: 29349870

49. Zimmerman M, Blanc L, Chen PY, Dartois V, Prideaux B. Spatial Quantification of Drugs in Pulmonary Tuberculosis Lesions by Laser Capture Microdissection Liquid Chromatography Mass Spectrometry (LCM-LC/MS). *J Vis Exp*. 2018;(134). <https://doi.org/10.3791/57402> PMID: 29733325
50. Dartois V. The path of anti-tuberculosis drugs: from blood to lesions to mycobacterial cells. *Nat Rev Microbiol*. 2014; 12: 159–167. <https://doi.org/10.1038/nrmicro3200> PMID: 24487820
51. Strydom N, Gupta SV, Fox WF, Via LE, Bang H, Lee M. Tuberculosis drugs' distribution and emergence of resistance in patient's lung lesions: A mechanistic model and tool for regimen and dose optimization. *PLoS Med*. 2019; 16:e1002773. <https://doi.org/10.1371/journal.pmed.1002773> PMID: 30939136
52. Zimmerman M, Lestner J, Prideaux B, O'Brien P, Dias-Freedman I, Chen C, et al. Ethambutol Partitioning in Tuberculous Pulmonary Lesions Explains Its Clinical Efficacy. *Antimicrob Agents Chemother*. 2017; 61(9): e00924–17. <https://doi.org/10.1128/AAC.00924-17> PMID: 28696241
53. Dheda K, Lenders L, Magombedze G, Srivastava S, Raj P, Arning E, et al. Drug Penetration Gradients Associated with Acquired Drug Resistance in Tuberculosis Patients. *Am J Respir Crit Care Med*. 2018. <https://doi.org/10.1164/rccm.201711-2333OC> PMID: 29877726


COLLECTION REVIEW

Accelerating the transition of new tuberculosis drug combinations from Phase II to Phase III trials: New technologies and innovative designs

Geraint Davies^{1*}, Martin Boeree², Dave Hermann³, Michael Hoelscher^{4,5}

1 University of Liverpool, Liverpool, United Kingdom, **2** Radboud University, Nijmegen, the Netherlands, **3** The Bill and Melinda Gates Foundation, Seattle, Washington, United States of America, **4** Division of Infectious Diseases and Tropical Medicine, Klinikum of the University of Munich, Munich, Germany, **5** German Center for Infection Research (DZIF), partner site, Munich, Germany

* gdavies@liv.ac.uk



OPEN ACCESS

Citation: Davies G, Boeree M, Hermann D, Hoelscher M (2019) Accelerating the transition of new tuberculosis drug combinations from Phase II to Phase III trials: New technologies and innovative designs. *PLoS Med* 16(7): e1002851. <https://doi.org/10.1371/journal.pmed.1002851>

Published: July 9, 2019

Copyright: © 2019 World Health Organization. Licensee Public Library of Science. This is an open access article distributed under the Creative Commons Attribution IGO License, which permits unrestricted use, distribution, and reproduction in any medium, provided the original work is properly cited. <http://creativecommons.org/licenses/by/3.0/igo/>. In any use of this article, there should be no suggestion that WHO endorses any specific organization, products or services. The use of the WHO logo is not permitted. This notice should be preserved along with the article's original URL.

Funding: The authors received no specific funding for this work.

Competing interests: The authors have declared that no competing interests exist.

Abbreviations: Combo, combination therapy; DDI, drug–drug interaction study; EBA, early bactericidal activity; GLP, good laboratory practice; MAD, multiple ascending dose; MAMS, multiarm multistage; MGIT, mycobacterial growth indicator tube; PET-CT, positron emission tomography–

Summary points

- Preclinical models of tuberculosis have significant limitations in selecting composition and duration of regimens for tuberculosis.
- Innovative early-phase clinical trial methodologies and technologies have the potential to reduce risk and accelerate drug development in tuberculosis.
- Phase IIA monotherapy studies are optional for proof of concept but may be useful for dose-finding in conjunction with pharmacokinetic–pharmacodynamic methods.
- Innovative Phase IIB designs are increasingly common in tuberculosis drug development, utilising multiarm selection designs, sometimes in an adaptive format.
- Novel biomarkers including liquid culture and nucleic acid amplification appear capable of replacing conventional solid culture in early-phase development.
- Phase IIC and ultrashort noninferiority designs attempt to mitigate the problem of estimating duration of treatment regimens from Phase II results alone.

Background

Tuberculosis (TB) remains the single biggest killer among infectious diseases, and treatment is prolonged, complex, and vulnerable to the development of resistance. Innovation in TB therapy is desperately needed, but the transition from first-in-patient studies to pivotal clinical trials in the treatment of TB is plagued by uncertainty for several reasons. In preclinical development, a limited understanding of mycobacterial physiology in vivo and an inability to closely mimic human pathology in animal models limit confidence in the translational predictions that may be used to plan early-phase trials. Furthermore, these trials face problems in accurately and rapidly measuring response to treatment in accessible clinical samples because of a continuing reliance on mycobacterial culture of sputum and constraints posed by

computed tomography; PK-PD, pharmacokinetic-pharmacodynamics; SAD, single ascending dose; TB, tuberculosis.

Provenance: Not commissioned; part of a Collection; externally peer reviewed

emergence of resistance during prolonged monotherapy. Irreversibility of the response precludes the use of crossover designs, and the need for combination treatment regimens containing three or more drugs limits the scope of dose-finding studies in clinical development. Anti-TB drugs have widely differing and sometimes poorly understood mechanisms of action capable of producing qualitatively different patterns of response, as well as variable physicochemical characteristics, distribution, and toxicity profiles. It is important, therefore, to recognise that a strategic approach to development pathways for different drugs may need to reflect these differences while identifying and preserving the core elements of a successful critical path to registration. At the same time, it is generally accepted that drug developers in TB need to focus more on codevelopment of regimens rather than drawing only on the lessons learned from development of individual drugs, which poses additional challenges in evaluation of both safety and efficacy [1]. Policymakers are increasingly seeking to integrate innovative clinical trial approaches into their decision-making to facilitate early and effective deployment of the best regimens [2], as emphasised by this collection. In the TB context, the key information to be gained in Phase II development includes obtaining initial proof of concept, finding the optimal dose for individual agents, selecting the best combinations of drugs to be further tested in Phase III trials, and predicting the likely necessary duration of a future regimen. Regulators have recently demonstrated openness to innovative approaches in these areas and flexibility around when and how key information on efficacy and safety of individual agents may be obtained during development. A number of new directions promise to improve the means by which these goals are currently achieved in TB trials, which we present in this paper (Fig 1).

Phase IIA monotherapy and combination studies

The traditional approach to Phase IIA ('first-in-patient') studies in TB since the 1980s has been short-term trials of treatment based on reduction of colony-forming units of *M. tuberculosis* in repeated sputum samples over the first 14 days of treatment, termed 'early bactericidal activity' (EBA) studies [3]. Such studies, using small sample sizes (10–15 per arm), have been used for initial dose-finding in humans, studying pharmacodynamic interactions between drugs, and more recently for selecting combinations, often based on indications from various mouse models [4]. They are economical relative to other phases of development and have the potential to demonstrate the contribution of individual drugs in humans prior to commencing study of combinations. This proof of concept has been particularly important in TB, given that pharmacodynamics cannot be investigated in healthy volunteer studies. However, a number of drugs that are known to influence long-term outcomes of treatment have little or no impact on quantitative bacteriology in the early phase of therapy [5,6], suggesting that positive results in a Phase IIA trial may be dispensable for some important agents, though it remains uncertain whether these agents can currently be clearly identified in advance during preclinical development. In addition, although a small Phase IIA trial may contribute to initial evaluation of safety in patients under conditions of monotherapy, their small sample size contributes only modestly to expanding the safety database from Phase I studies.

For these reasons, the value of Phase IIA monotherapy studies has been questioned, since positive results are neither sufficient nor even necessary for progression in development. They do represent, however, the first and last time that evidence on the contribution of individual drugs can be obtained during a development programme, and for this reason, a number of modifications to improve this approach have been suggested. Since it is clear that Phase IIA studies are prone to misinterpretation due to differing patterns of pharmacodynamics and relatively high interindividual variability, modern studies are usually conducted for a full 14 days [7], which is widely considered to be the ethical limit for monotherapy, beyond which the risk

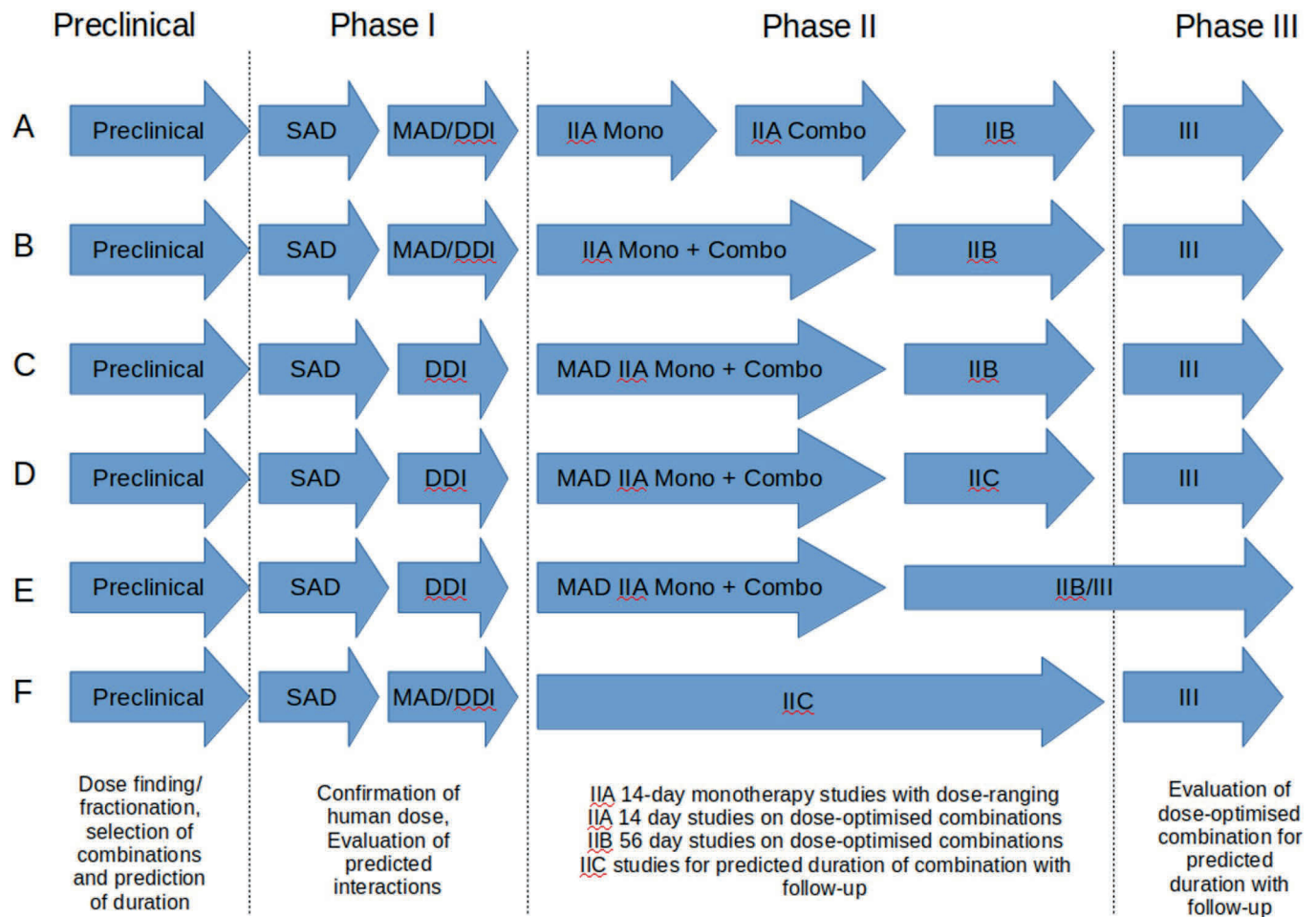


Fig 1. Elements of critical pathways for clinical development of TB drugs illustrating selected alternatives: (A) Current standard approach, (B) 14+14 IIA design, (C) Dose-ranging 14+14 IIA design incorporating MAD PK in patients, (D) Phase IIC design, (E) Seamless IIB/III design, and (F) IIC design with no monotherapy ('Mono') stage. Combo, combination therapy; DDI, drug–drug interaction study; MAD, multiple ascending dose; PK, pharmacokinetic; SAD, single ascending dose; TB, tuberculosis.

<https://doi.org/10.1371/journal.pmed.1002851.g001>

of generating resistance is too great. This period appears long enough to capture the full pharmacodynamic behaviour of drugs in the early phase of treatment. A major innovation in recent years has been the systematic application of pharmacokinetic–pharmacodynamic (PK-PD) methods to the analysis of Phase IIA studies, which have helped to discriminate different patterns of response, account for important baseline prognostic variables, and improve the power of comparisons while also clarifying dose-response relationships using pharmacokinetic data.

Another innovation is the replacement of traditional bacteriology performed on selective solid media by other methods, such as liquid culture in the mycobacterial growth indicator tube (MGIT) system, which appears to have similar variability to solid culture and may remain positive for longer, providing a more plausible link to later-phase studies [8]. However, the relationship between colony counts on solid media and time to positivity in liquid culture changes over time, and the two measurements may not be completely interchangeable in longer studies [9]. Most recently, molecular assays promoted as candidates to replace culture-based techniques have begun to be evaluated. The DNA-based Xpert MTB RIF assay appears to lack the dynamic range required to be useful in early-phase studies, though it has been used

in dose-response analysis in one study [10,11]. An assay based on 16S rRNA has, however, been shown to correlate well with quantitative cultures and persists longer during treatment [12,13], whereas full profiling of the transcriptome of *M. tuberculosis* in sputum may also enable important qualitative changes in bacterial physiology to be captured [14,15]. A novel assay for quantifying lipoarabinomannan in sputum has also recently been developed, though not as yet fully evaluated. Finally, imaging endpoints based on positron emission tomography-computed tomography (PET-CT) have been suggested as a complement or replacement for bacteriological measurements [16], though data on the value of this approach are so far limited, and the required technology is not widely available where TB is common.

An important recent trend has been for Phase IIA studies to go beyond 14-day proof-of-concept and dose-finding studies for individual drugs, and increasingly, focus has shifted to evaluating combinations of drugs. This is important because a recent meta-analysis of Phase II studies in TB noted that there was almost no overlap between the regimens studied in Phase IIA and Phase IIB [17], suggesting that decisions on drug selection and combination have historically been based largely on considerations other than performance in EBA studies, usually combination studies in the mouse model. However, uncertainty remains about how predictive such studies may be in humans, and the ability to confirm and select among at least a subset of promising regimens in clinical studies would clearly be desirable. Combination Phase IIA studies may follow separate initial monotherapy studies [18], or a monotherapy run-in of 14 days may be followed by a 14-day study of combinations (14+14 design) [19]. Such an approach representing a fusion of dose-finding and selection of combinations appears to be time-efficient and would represent a more significant expansion of the safety database in terms of numbers and duration. A similar 7+7 design has been successfully employed in a formal maximum tolerated dose study for dose-finding of rifampicin [20]. However, although the duration of exposure of patients to novel or higher doses of existing agents must clearly be determined by preexisting preclinical toxicology data, given that ethical concerns about resistance are minimised by the use of combinations, restricting Phase IIA combination studies to a period of 14 days appears arbitrary, restricting information about longer-term response. It also remains unclear whether some of these studies are large enough to formally discriminate among regimens reliably.

Phase IIB studies

Traditionally, Phase IIB studies in TB have relied on the endpoint of culture conversion at 8 weeks, based on its simplicity and the abundance of historical data showing that it is a useful, yet imperfect, surrogate endpoint for long-term treatment response [21,22]. However, reliance on this binary endpoint typically mandated relatively large sample sizes for such trials, for statistical reasons, and posed problems in using them for dose-finding and selection of combinations [23,24]. It also resulted in an inability to directly compare quantitative bacteriological results obtained in Phase IIA studies with the 8-week endpoint, meaning that there was almost no direct translational linkage between the two.

Over the last decade, however, new approaches to Phase IIB studies based on longitudinal statistical modelling of quantitative bacteriology, time to positivity in MGIT, or time-to-culture conversion data have been increasingly adopted by investigators (Fig 2) [25–27]. These studies have continued to be performed over the first 8 weeks of treatment but have employed more intensive sampling of sputum at earlier time points. As experience with effect sizes using these novel analyses has grown, such approaches have facilitated greater flexibility and economy in trial designs with reduced sample sizes (40 per arm) [28], although as yet they lack the support from long-term studies that is enjoyed by 8-week culture conversion. However,

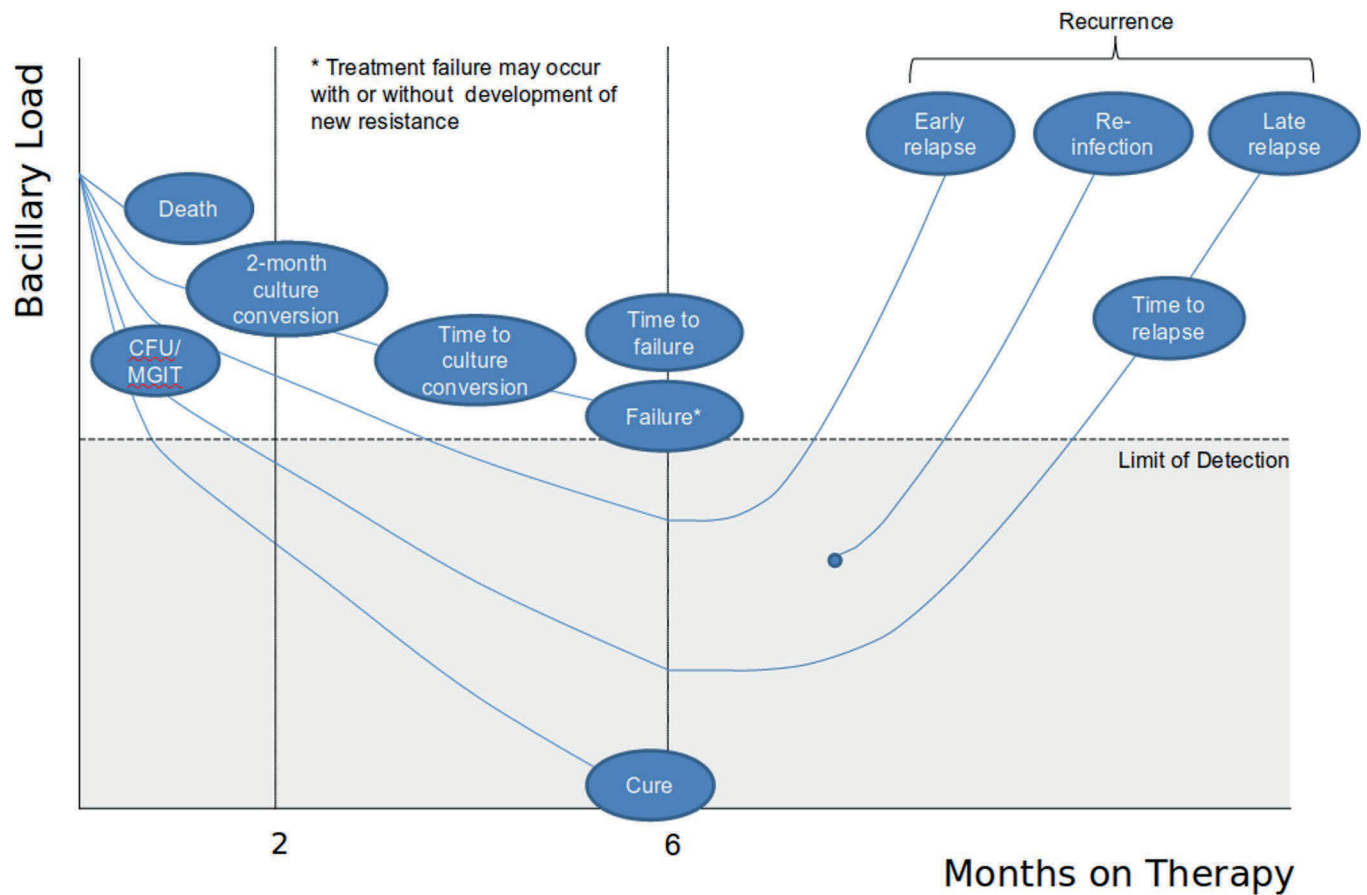


Fig 2. Schematic illustration of alternative bacteriological approaches to measurement of elimination of organisms in respiratory specimens over time in clinical trials of TB. After conversion of cultures to negative in the first weeks of treatment, subsequent stable cure is defined only by the absence of relapse (return of positive cultures). CFU/MGIT, modelling of colony-forming units or mycobacterial growth indicator tube data; TB, tuberculosis.

<https://doi.org/10.1371/journal.pmed.1002851.g002>

because these outcomes are measured on a continuous rather than binary scale, they offer longer-term advantages in terms of validation over the 8-week endpoint, which is approaching 100% culture conversion in the comparator arm as regimens improve in efficacy. The confidence attached to the 8-week endpoint is not easily transferred to other single time points with which there is less experience. Worthy of special emphasis is the importance of laboratory quality. For any of these dichotomous and quantitative bacteriologic endpoints to be maximally informative, significant investment in and oversight of quality of microbiologic assays and laboratory procedures are essential.

The advent of these more quantitative endpoints has led to reconsideration of the purpose and design of Phase IIB trials and their possible use to achieve some of the objectives of Phase IIA trials of combination regimens. A multiarm Phase IIB trial method has been successfully used to select among members of the fluoroquinolone class substituted into the first-line combination regimen for progression to Phase III [29]. The results of these pivotal trials initially appeared disappointing and highlighted difficulties in accurately predicting duration of regimens from effect sizes in these novel IIB designs. However, recent pooled reanalyses are suggestive that the treatment-shortening potential of these regimens may in fact be confined to a majority subgroup of patients [30]. Similar Phase IIB designs have subsequently been used to select regimens containing the novel agents pretomanid and bedaquiline for Phase III trials, though the latter have not yet been completed [31]. More recently, three other similar Phase

IIB trials were used for dose-finding among the rifamycins, rifampicin, and rifapentine [32–34]. All these trials were explicitly designed and analysed using a PK-PD modelling approach, and two of them successfully demonstrated relationships of bacteriological response with dose and/or plasma concentrations, which have also been used to plan ongoing Phase III trials.

The demonstration of the feasibility of Phase IIB designs for dose-finding and selection of combinations has naturally led to exploration of adaptive designs that may offer the opportunity to test a broader range of both combinations and dose levels without increasing the number of patients enrolled prohibitively. An early attempt to apply this approach was unsuccessful and pointed to limitations on opportunities to adapt when using an 8-week primary endpoint [35]. However, a multiarm multistage (MAMS) design, similar to those developed in oncology, has been subsequently successfully implemented, eliminating two of its five arms, which contained the investigational agent SQ-109, prior to full enrollment [36,37]. This study demonstrated that meaningful adaptation in TB trials is possible but also drew attention to some of the challenges, particularly delays in receiving culture information, which must be balanced against a relatively slow rate of recruitment and the challenges of medication management of many diverse treatment regimens, which would usually preclude complete masking of treatment for purposes of safety assessment.

Predicting long-term outcome and duration

In order for regimens to be reliably selected in Phase II, investigators need to have reasonable confidence that the intermediate bacteriological endpoints on which they currently rely can be trusted to correctly predict treatment effects on definitive long-term outcomes, such as treatment failure and relapse. Several analyses have addressed this question, largely focusing on the 8-week culture conversion endpoint. In an early meta-regression analysis of the historical British Medical Research Council trials, the 8-week endpoint was found to be a reasonable predictor of long-term outcome for rifampicin-based regimens [20]. An extension of this analysis confirmed these results and developed a prediction model for the duration of a regimen required to produce acceptable rates of relapse, which appeared to perform well when applied to new datasets involving classes of drugs not included in the training set [38]. Finally, an analysis comprising all historical regimens included in TB trials confirmed the usefulness of this meta-regression approach while showing that the relevant relationships may be different for regimens that do or do not contain rifampicin [39]. These data, while supporting the utility of a meta-regression approach, suggest that 8-week culture conversion is a useful but imperfect surrogate endpoint for long-term treatment response and may be subject to drug class effects. Although this is also likely to be true for other intermediate bacteriological endpoints, data to support a similar analysis based on time-to-event or bacillary elimination rates are as yet too sparse to replicate this approach.

Alternatives to this indirect approach involve collecting varying degrees of follow-up data after Phase IIB trials have been completed. The simplest way to do this is to follow all the patients enrolled in a Phase IIB trial to the end of their complete regimen and for a defined period post-treatment, usually 12 months. This design, termed STEP Phase IIC by its proponents, permits estimation of a Bayesian prediction interval for the likely results of a future Phase III trial, with the advantage that the prediction is less dependent on intermediate outcomes than in the meta-regression approach [40]. However, slightly larger sample sizes (80 per arm) than those typically used for a Phase IIB selection design are desirable, and the intermediate results are still used as a threshold to prevent participants being exposed to very poorly performing regimens. The Phase IIC design is thus related to that used in the Phase III TRUNCATE-TB trial, which is evaluating ultrashort 2- to 3-month regimens in a similar way but with

fully powered noninferiority comparisons for which a much larger sample size is required [41]. A third approach, which has not yet been implemented in TB, is a fully seamless Phase II/III design in which adaptive evaluation of regimens in the Phase II stage is followed by enrichment of the successful arms with additional participants in the Phase III stage to achieve appropriate power for comparisons on the long-term outcomes in the selected arms [42].

Preclinical information could also be a useful source of data for initial predictions of duration of regimens, based either on bacterial elimination rates or relapse experiments. An approach based on translational PK-PD modelling of mouse data has been used to predict the results of a number of clinical trials with reasonable success [43]. Similar approaches combining preclinical and clinical data using Bayesian approaches have the potential to guide early-phase clinical development decisions in real time.

Safety considerations

Similarly to other complex therapeutic areas, effective therapy for TB relies on combining at least three and as many as seven drugs. Although the safety profile of many existing or repurposed drugs is relatively well characterised, the concept of universal regimens combining multiple novel agents raises some issues of interpretation of toxicity signals, which may only be clearly resolved when there are relatively extensive safety data generated during Phase I and II monotherapy studies. However, although such studies can address short-term toxicities, longer-term issues can only be addressed by good laboratory practice (GLP) standard toxicity studies in nonhuman animal models conducted at the appropriate time in the development programme. Regulatory guidance recognises this problem and specifies that, provided that complete preclinical development is also carried out for each component of a combination, an animal combination toxicity study equivalent to the duration of planned clinical trials, up to a maximum of 90 days, in a single relevant species would be sufficient to support marketing [44]. In some cases this requirement may be waived if no overlapping toxicities are observed in the preclinical programmes for each component, but further studies may be necessary if unexpected toxicities not observed with any of the components occur in the combination study.

Conclusions

Methods for transitioning of TB drugs and regimens through Phase II to Phase III have evolved rapidly in the last decade. Innovation in clinical trials methodology and evaluation of biomarkers have increased the confidence with which multiarm selection and adaptive designs have been adopted by the TB trials community. Although clinical monotherapy studies do not appear mandatory from a regulatory point of view, they may assist developers when significant uncertainty in preclinical development requires strong proof of concept in humans. The recently increased emphasis on development of combinations, however, may benefit from an increased variety of possible trial designs based on longitudinal bacteriological responses over various durations of therapy and making use of adaptation within sustainable clinical trial platforms. Acknowledging the imperfect nature of current intermediate outcomes, investigators are also seeking to increase confidence in Phase III planning by obtaining limited long-term follow-up in extended Phase IIC designs or in bypassing Phase IIB altogether. Translational modelling approaches may complement these data by explicitly bringing preclinical data to bear on clinical development decisions. These innovations promise to reduce risk and accelerate early-phase clinical development in TB, increasing the confidence that regimens selected for Phase III trials contain the right drugs at the right doses and maximising the possibility of successfully achieving reductions in treatment duration for patients.

References

1. Lienhardt C, Nahid P, Rich ML, Bansbach C, Kendall EA, Churchyard G, González-Angulo L, D'Ambrosio L, Migliori GB, Raviglione M. Target regimen profiles for treatment of tuberculosis: a WHO document. *Eur Respir J*. 2017; 49:pii: 1602352. <https://doi.org/10.1183/13993003.02352-2016> PMID: [28122858](https://pubmed.ncbi.nlm.nih.gov/28122858/)
2. Lienhardt C, Nahid P. Advances in clinical trial design for development of new TB treatments: A call for innovation. *PLoS Med*. 2019; 16(3): e1002769 <https://doi.org/10.1371/journal.pmed.1002769> PMID: [30901322](https://pubmed.ncbi.nlm.nih.gov/30901322/)
3. Jindani A, Aber V, Edwards E, Mitchison D. The early bactericidal activity of drugs in patients with pulmonary tuberculosis. *Am Rev Respir Dis*. 1980; 121:939–49. <https://doi.org/10.1164/arrd.1980.121.6.939> PMID: [6774638](https://pubmed.ncbi.nlm.nih.gov/6774638/)
4. Donald P, Sirgel F, Venter A, Parkin D, Seifart H, Wal B van de, et al. Early bactericidal activity of antituberculosis agents. *Expert Rev Anti-Infect Ther*. 2003; 1(1):141–55.
5. Diacon AH, Dawson R, von Groote-Bidlingmaier F, Symons G, Venter A, Donald PR, et al. Bactericidal activity of pyrazinamide and clofazimine alone and in combinations with pretomanid and bedaquiline. *Am J Respir Crit Care Med*. 2015; 191(8):943–53. <https://doi.org/10.1164/rccm.201410-1801OC> PMID: [25622149](https://pubmed.ncbi.nlm.nih.gov/25622149/)
6. Rustomjee R, Diacon AH, Allen J, Venter A, Reddy C, Patientia RF, et al. Early bactericidal activity and pharmacokinetics of the diarylquinoline TMC207 in treatment of pulmonary tuberculosis. *Antimicrob Agents Chemother*. 2008; 52(8):2831–5. <https://doi.org/10.1128/AAC.01204-07> PMID: [18505852](https://pubmed.ncbi.nlm.nih.gov/18505852/)
7. Diacon AH, Dawson R, Von Groote-Bidlingmaier F, Symons G, Venter A, Donald PR, et al. Randomized dose-ranging study of the 14-day early bactericidal activity of bedaquiline (TMC207) in patients with sputum microscopy smear-positive pulmonary tuberculosis. *Antimicrob Agents Chemother*. 2013; 57(5):2199–203. <https://doi.org/10.1128/AAC.02243-12> PMID: [23459487](https://pubmed.ncbi.nlm.nih.gov/23459487/)
8. Diacon AH, van der Merwe L, Demers A-M, von Groote-Bidlingmaier F, Venter A, Donald PR. Time to positivity in liquid culture predicts colony forming unit counts of *Mycobacterium tuberculosis* in sputum specimens. *Tuberc Edinb Scotl*. 2014; 94(2):148–51.
9. Bowness R, Boeree MJ, Aarnoutse R, Dawson R, Diacon A, Mangu C, et al. The relationship between *Mycobacterium tuberculosis* MGIT time to positivity and cfu in sputum samples demonstrates changing bacterial phenotypes potentially reflecting the impact of chemotherapy on critical sub-populations. *J Antimicrob Chemother*. 2015; 70(2):448–55. <https://doi.org/10.1093/jac/dku415> PMID: [25344806](https://pubmed.ncbi.nlm.nih.gov/25344806/)
10. Friedrich SO, Rachow A, Saathoff E, Singh K, Mangu CD, Dawson R, et al. Assessment of the sensitivity and specificity of Xpert MTB/RIF assay as an early sputum biomarker of response to tuberculosis treatment. *Lancet Respir Med*. 2013; 1(6):462–70. [https://doi.org/10.1016/S2213-2600\(13\)70119-X](https://doi.org/10.1016/S2213-2600(13)70119-X) PMID: [24429244](https://pubmed.ncbi.nlm.nih.gov/24429244/)
11. Jayakumar A, Savic RM, Everett CK, Benator D, Alland D, Heilig CM, et al. Xpert MTB/RIF Assay Shows Faster Clearance of *Mycobacterium tuberculosis* DNA with Higher Levels of Rifapentine Exposure. *J Clin Microbiol*. 2016; 54(12):3028–33. <https://doi.org/10.1128/JCM.01313-16> PMID: [27733634](https://pubmed.ncbi.nlm.nih.gov/27733634/)
12. Honeyborne I, McHugh TD, Phillips PPJ, Bannoo S, Bateson A, Carroll N, et al. Molecular bacterial load assay, a culture-free biomarker for rapid and accurate quantification of sputum *Mycobacterium tuberculosis* bacillary load during treatment. *J Clin Microbiol*. 2011; 49(11):3905–11. <https://doi.org/10.1128/JCM.00547-11> PMID: [21900522](https://pubmed.ncbi.nlm.nih.gov/21900522/)
13. Honeyborne I, Mtafya B, Phillips PPJ, Hoelscher M, Ntinginya EN, Kohlenberg A, et al. The molecular bacterial load assay replaces solid culture for measuring early bactericidal response to antituberculosis treatment. *J Clin Microbiol*. 2014; 52:3064–7. <https://doi.org/10.1128/JCM.01128-14> PMID: [24871215](https://pubmed.ncbi.nlm.nih.gov/24871215/)
14. Walter ND, Dolganov GM, Garcia BJ, Worodria W, Andama A, Musisi E, Ayakaka I, Van TT, Voskuil MI, de Jong BC, Davidson RM, Fingerlin TE, Kechris K, Palmer C, Nahid P, Daley CL, Geraci M, Huang L, Cattamanchi A, Strong M, Schoolnik GK, Davis JL. Transcriptional adaptation of drug-tolerant *Mycobacterium tuberculosis* during treatment of human tuberculosis. *J Inf Dis*. 2015; 212(6): 990–8
15. Honeyborne I, McHugh TD, Kuittinen I, Cichonska A, Evangelopoulos D, Ronacher K, van Helden PD, Gillespie SH, Fernandez-Reyes D, Walzl G, Rousu J, Butcher PD, Waddell SJ. Profiling persistent tubercle bacilli from patient sputa during therapy predicts early drug efficacy. *BMC Medicine* 2016; 14: 68 <https://doi.org/10.1186/s12916-016-0609-3> PMID: [27055815](https://pubmed.ncbi.nlm.nih.gov/27055815/)
16. Coleman MT, Chen RY, Lee M, Lin PL, Dodd LE, Maiello P, et al. PET/CT imaging reveals a therapeutic response to oxazolidinones in macaques and humans with tuberculosis. *Sci Transl Med*. 2014; 6(265):265ra167. <https://doi.org/10.1126/scitranslmed.3009500> PMID: [25473035](https://pubmed.ncbi.nlm.nih.gov/25473035/)
17. Bonnett LJ, Ken-Dror G, Koh GCKW, Davies GR. Comparing the Efficacy of Drug Regimens for Pulmonary Tuberculosis: Meta-analysis of Endpoints in Early-Phase Clinical Trials. *Clin Infect Dis Off Publ Infect Dis Soc Am*. 2017; 65(1):46–54.

18. Diacon AH, Dawson R, von Groote-Bidlingmaier F, Symons G, Venter A, Donald PR, et al. 14-day bactericidal activity of PA-824, bedaquiline, pyrazinamide, and moxifloxacin combinations: a randomised trial. *Lancet*. 2012; 380(9846):986–93. [https://doi.org/10.1016/S0140-6736\(12\)61080-0](https://doi.org/10.1016/S0140-6736(12)61080-0) PMID: 22828481
19. Dooley KE, Phillips PPJ, Nahid P, Hoelscher M. Challenges in the clinical assessment of novel tuberculosis drugs. *Adv Drug Deliv Rev*. 2016; 102:116–22. <https://doi.org/10.1016/j.addr.2016.01.014> PMID: 26827911
20. Boeree MJ, Diacon AH, Dawson R, Narunsky K, du Bois J, Venter A, et al. A dose-ranging trial to optimize the dose of rifampin in the treatment of tuberculosis. *Am J Respir Crit Care Med*. 2015; 191(9):1058–65. <https://doi.org/10.1164/rccm.201407-1264OC> PMID: 25654354
21. Phillips PP, Fielding K, Nunn AJ. An evaluation of culture results during treatment for tuberculosis as surrogate endpoints for treatment failure and relapse. *PLoS ONE*. 2013; 8(5):e63840. <https://doi.org/10.1371/journal.pone.0063840> PMID: 23667677
22. Wallis RS, Wang C, Meyer D, Thomas N. Month 2 culture status and treatment duration as predictors of tuberculosis relapse risk in a meta-regression model. *PLoS ONE*. 2013; 8(8):e71116. <https://doi.org/10.1371/journal.pone.0071116> PMID: 23940699
23. Burman WJ, Goldberg S, Johnson JL, Muzanye G, Engle M, Mosher AW, et al. Moxifloxacin versus ethambutol in the first 2 months of treatment for pulmonary tuberculosis. *Am J Respir Crit Care Med*. 2006; 174(3):331–8. <https://doi.org/10.1164/rccm.200603-360OC> PMID: 16675781
24. Dorman SE, Johnson JL, Goldberg S, Muzanye G, Padayatchi N, Bozeman L, et al. Substitution of moxifloxacin for isoniazid during intensive phase treatment of pulmonary tuberculosis. *Am J Respir Crit Care Med*. 2009; 180(3):273–80. <https://doi.org/10.1164/rccm.200901-0078OC> PMID: 19406981
25. Davies GR, Brindle R, Khoo SH, Aarons LJ. Use of nonlinear mixed-effects analysis for improved precision of early pharmacodynamic measures in tuberculosis treatment. *Antimicrob Agents Chemother*. 2006; 50(9):3154–6. <https://doi.org/10.1128/AAC.00774-05> PMID: 16940116
26. Chigutsa E, Patel K, Denti P, Visser M, Maartens G, Kirkpatrick CMJ, et al. A time-to-event pharmacodynamic model describing treatment response in patients with pulmonary tuberculosis using days to positivity in automated liquid mycobacterial culture. *Antimicrob Agents Chemother*. 2013; 57(2):789–95. <https://doi.org/10.1128/AAC.01876-12> PMID: 23183433
27. Sloan DJ, Mwandumba HC, Garton NJ, Khoo SH, Butterworth AE, Allain TJ, et al. Pharmacodynamic Modeling of Bacillary Elimination Rates and Detection of Bacterial Lipid Bodies in Sputum to Predict and Understand Outcomes in Treatment of Pulmonary Tuberculosis. *Clin Infect Dis Off Publ Infect Dis Soc Am*. 2015; 61(1):1–8.
28. Davies G, Khoo S, Aarons L. Optimal sampling strategies for early pharmacodynamic measures in tuberculosis. *J Antimicrob Chemother*. 2006; 58:594–600. <https://doi.org/10.1093/jac/dkl272> PMID: 16857690
29. Rustomjee R, Lienhardt C, Kanyok T, Davies GR, Levin J, Mthiyane T, et al. A Phase II study of the sterilising activities of ofloxacin, gatifloxacin and moxifloxacin in pulmonary tuberculosis. *Int J Tuberc Lung Dis*. 2008; 12(2):128–38. PMID: 18230244
30. Imperial M, Nahid P, Phillips PPJ, Davies GR, Fielding K, Hannah D, Hermann D, Wallis RS, Johnson JL, Lienhardt C, Savic RM. A patient level pooled analysis of treatment-shortening regimens for drug-susceptible tuberculosis *Nature Medicine* 2018; 24(11):1708–1715. <https://doi.org/10.1038/s41591-018-0224-2> PMID: 30397355
31. Dawson R, Diacon AH, Everitt D, van Niekerk C, Donald PR, Burger DA, et al. Efficiency and safety of the combination of moxifloxacin, pretomanid (PA-824), and pyrazinamide during the first 8 weeks of antituberculosis treatment: a phase 2b, open-label, partly randomised trial in patients with drug-susceptible or drug-resistant pulmonary tuberculosis. *Lancet*. 2015; 385(9979):1738–47. [https://doi.org/10.1016/S0140-6736\(14\)62002-X](https://doi.org/10.1016/S0140-6736(14)62002-X) PMID: 25795076
32. Savic RM, Weiner M, MacKenzie WR, Engle M, Whitworth WC, Johnson JL, et al. Defining the optimal dose of rifapentine for pulmonary tuberculosis: Exposure-response relations from two phase II clinical trials. *Clin Pharmacol Ther*. 2017; 102(2):321–31. <https://doi.org/10.1002/cpt.634> PMID: 28124478
33. Velásquez GE, Brooks MB, Coit JM, Pertinez H, Vargas Vásquez D, Sánchez Garavito E, et al. Efficacy and Safety of High-Dose Rifampin in Pulmonary Tuberculosis. A Randomized Controlled Trial. *Am J Respir Crit Care Med*. 2018; 198(5):657–66. <https://doi.org/10.1164/rccm.201712-2524OC> PMID: 29954183
34. Aarnoutse RE, Kibiki GS, Reither K, Semvua HH, Haraka F, Mtabho CM, et al. Pharmacokinetics, Tolerability, and Bacteriological Response of Rifampin Administered at 600, 900, and 1,200 Milligrams Daily in Patients with Pulmonary Tuberculosis. *Antimicrob Agents Chemother*. 2017; 61(11): pii: e01054–17. <https://doi.org/10.1128/AAC.01054-17> PMID: 28827417

35. Dawson R, Narunsky K, Carman D, Gupte N, Whitelaw A, Efron A, et al. Two-stage activity-safety study of daily rifapentine during intensive phase treatment of pulmonary tuberculosis. *Int J Tuberc Lung Dis*. 2015; 19(7):780–6. <https://doi.org/10.5588/ijtld.14.0868> PMID: 26056101
36. Phillips PPJ, Gillespie SH, Boeree M, Heinrich N, Aarnoutse R, McHugh T, et al. Innovative trial designs are practical solutions for improving the treatment of tuberculosis. *J Infect Dis*. 2012; 205(Suppl 2): S250–257.
37. Boeree MJ, Heinrich N, Aarnoutse R, Diacon AH, Dawson R, Rehal S, et al. High-dose rifampicin, moxifloxacin, and SQ109 for treating tuberculosis: a multi-arm, multi-stage randomised controlled trial. *Lancet Infect Dis*. 2017; 17(1):39–49. [https://doi.org/10.1016/S1473-3099\(16\)30274-2](https://doi.org/10.1016/S1473-3099(16)30274-2) PMID: 28100438
38. Wallis RS, Peppard T, Hermann D. Month 2 culture status and treatment duration as predictors of recurrence in pulmonary tuberculosis: model validation and update. *PLoS ONE*. 2015; 10(4):e0125403. <https://doi.org/10.1371/journal.pone.0125403> PMID: 25923700
39. Ken-Dror G, Bonnett L, Davies GR. Comparing the efficacy of drug regimens for pulmonary tuberculosis: meta-analysis of phase III trials. *Int J Tub Lung Dis*. 2018; 22 (Supp 2):S610.
40. Phillips PPJ, Dooley KE, Gillespie SH, Heinrich N, Stout JE, Nahid P, et al. A new trial design to accelerate tuberculosis drug development: the Phase IIC Selection Trial with Extended Post-treatment follow-up (STEP). *BMC Med*. 2016; 14:51. <https://doi.org/10.1186/s12916-016-0597-3> PMID: 27004726
41. Two-month Regimens Using Novel Combinations to Augment Treatment Effectiveness for Drug-sensitive Tuberculosis (TRUNCATE-TB). 2018 Mar 22 [cited 2019 Jun 20]. Available from: <https://clinicaltrials.gov/ct2/show/NCT03474198>
42. Davies GR, Phillips PPJ, Jaki T. Adaptive clinical trials in tuberculosis: applications, challenges and solutions. *Int J Tuberc Lung Dis*. 2015; 19(6):626–34. <https://doi.org/10.5588/ijtld.14.0988> PMID: 25946350
43. Bartelink IH, Zhang N, Keizer RJ, Strydom N, Converse PJ, Dooley KE, et al. New Paradigm for Translational Modeling to Predict Long-term Tuberculosis Treatment Response. *Clin Transl Sci*. 2017; 10 (5):366–79. <https://doi.org/10.1111/cts.12472> PMID: 28561946
44. US Food and Drug Administration Guidance for Industry: Co-development of two or more new investigational drugs for use in combination. 2013 [cited 2019 Jun 20]. Available from: <https://www.fda.gov/downloads/Drugs/GuidanceComplianceRegulatoryInformation/Guidances/UCM236669.pdf>


COLLECTION REVIEW

Keeping phase III tuberculosis trials relevant: Adapting to a rapidly changing landscape

Patrick P. J. Phillips^{1*}, Carole D. Mitnick², James D. Neaton³, Payam Nahid¹, Christian Lienhardt⁴, Andrew J. Nunn⁵

1 School of Medicine, UCSF Center for TB, University of California San Francisco, San Francisco, California, United States of America, **2** Harvard Medical School, Boston, Massachusetts, United States of America, **3** School of Public Health, University of Minnesota, Minneapolis, Minnesota, United States of America, **4** Unité Mixte Internationale TransVIHMI (UMI 233 IRD, U1175 INSERM, Université de Montpellier), Institut de Recherche pour le Développement Montpellier, Montpellier, France, **5** Medical Research Council Clinical Trials Unit at University College London, London, United Kingdom

* patrick.phillips@ucsf.edu



OPEN ACCESS

Citation: Phillips PPJ, Mitnick CD, Neaton JD, Nahid P, Lienhardt C, Nunn AJ (2019) Keeping phase III tuberculosis trials relevant: Adapting to a rapidly changing landscape. *PLoS Med* 16(3): e1002767. <https://doi.org/10.1371/journal.pmed.1002767>

Published: March 22, 2019

Copyright: © 2019 World Health Organization. Licensee Public Library of Science. This is an open access article distributed under the Creative Commons Attribution IGO License, which permits unrestricted use, distribution, and reproduction in any medium, provided the original work is properly cited. <http://creativecommons.org/licenses/by/3.0/igo/>. In any use of this article, there should be no suggestion that WHO endorses any specific organization, products or services. The use of the WHO logo is not permitted. This notice should be preserved along with the article's original URL.

Funding: The authors received no specific funding for this work.

Competing interests: The authors have declared that no competing interests exist.

Abbreviations: DR-TB, drug-resistant TB; DS-TB, drug-sensitive TB; DSMB, data and safety monitoring board; EMA, European Medicines Agency; FDA, Food and Drug Administration; GCP, Good Clinical Practice; ICH, International Council for Harmonization of Technical Requirements for

Summary points

- The landscape of tuberculosis (TB) treatment has evolved considerably over the last 10 years, necessitating careful consideration of various trial design aspects to ensure that TB phase III trials are still impactful at trial completion, often more than 4–5 years after initial design.
- The choice of control is guided by the specific trial objectives, weighing the relative merits of internal validity and external generalizability alongside randomization in making the correct inference. A particular challenge occurs when international or national guidelines change during the trial.
- Improved execution and relevance of noninferiority trials for TB require greater emphasis on study quality, especially maximizing treatment adherence and minimizing missing outcome data; preferred use of intention-to-treat rather than per-protocol analyses; more careful justification of the margin of noninferiority; and consideration of recent innovations such as a Bayesian approach to noninferiority.
- Many adaptive trial designs are well suited to optimization of TB treatment. A thorough understanding of type I error rates and biases in treatment effect estimates is critical for regulatory approval and consideration in establishing World Health Organization (WHO) guidelines.
- Treatment stratification is an area of limited experience for TB trials, and trialists must learn from well-established methodology in other disease areas.
- Explanatory trials are important for evaluating the efficacy of an intervention under close to ideal conditions. However, no single trial can address all relevant questions about a given therapeutic intervention at one time, and pragmatic trials will be essential for public health and policy decision-making purposes.
- TB treatment trials today should favor bold and creative approaches that can produce high-quality evidence for effective, patient-centered care made accessible to all 10 million new TB patients, including the half-million with drug-resistant TB (DR-TB), each year.

Pharmaceuticals for Human Use; ITT, intention to treat; MAMS, multiarm multistage; MDR-TB, multidrug-resistant TB; MRC, Medical Research Council; PP, per protocol; RR-TB, rifampicin-resistant TB; TB, tuberculosis; UN, United Nations; WHO, World Health Organization; XDR-TB, extensively drug-resistant TB.

Provenance: Not commissioned; part of a Collection; externally peer reviewed.

Introduction

One of the first multicenter randomized trials was the British Medical Research Council (MRC) streptomycin trial [1]. From the first meeting of the special committee to “plan trials of streptomycin in tuberculosis” in September, 1946, the primary trial results from 107 participants followed for 12 months were published in the *British Medical Journal* two years later in October, 1948 [2]. Although treatment with a single drug was subsequently shown to be inadequate because of the generation of drug resistance [3], the results of the trial changed clinical practice [1].

It has, however, become difficult to conduct phase III clinical trials in the 21st century in any disease area in such a short time frame. Trials often require more patients to show benefit, and their initiation is often protracted because of the need for independent ethical review(s), approval by national regulatory bodies, and the training and compliance with Good Clinical Practice (GCP) that is necessary to ensure that the trial is designed and conducted to the highest standards. All of these changes have been aimed, rightly, at protecting participants and ensuring reliable results, but they have also limited the ability to conduct clinical trials to respond quickly to important public health questions, especially in the context of a rapidly evolving disease and treatment landscape. The interval from start of enrollment to first public presentation of results of recent phase III tuberculosis (TB) trials ranges from 4.6–8.4 years [4–7]. This does not include time for design, planning, and ethical and regulatory approvals prior to start of recruitment, which commonly takes at least a year, and is consistent with a systematic review of time to publication of results across other disease areas [8].

The landscape of TB treatment has evolved considerably over the last 10 years—particularly in the management of drug-resistant TB (DR-TB). Changes include the earlier diagnosis of DR-TB with widespread implementation of newer tests such as GeneXpert [9,10] and Line Probe Assays [11], a better understanding of the pharmacology and bactericidal activity of the various drugs used [12], and the introduction of new drugs (bedaquiline with accelerated approval by the United States Food and Drug Administration [FDA] in December, 2012 and delamanid with conditional approval by the European Medicines Agency [EMA] in November, 2013), as well as observational studies and clinical trials investigating various combinations of current, new, and repurposed drugs in an attempt to shorten DR-TB therapies [13–17]. These developments are reflected in evolving World Health Organization (WHO) guidance for DR-TB (see Table 1). Furthermore, knowledge about the epidemic itself continues to evolve with a recognition of the growing importance of the transmission of DR-TB [18,19] and increasing levels of second-line drug resistance [20]. Thus, in 2017, among the 10.0 million people developing TB disease, 558,000 (5.6%) developed a form that was resistant to at least rifampicin, the most effective first-line drug, and 230,000 died of it. The severity of national epidemics varies widely among countries. Estimated prevalence of rifampicin-resistant TB (RR-TB) among new TB cases ranges from 1.3% in Kenya to 38.0% in Belarus among the 30 high-TB-burden countries [20].

Given the unavoidably protracted duration of phase III TB trials in the 21st century, the status of TB as a global health priority (the first ever United Nations [UN] General Assembly high-level meeting on TB was held in September, 2018), and the increasing trial costs relative to a huge shortfall in research and development funding [21], those who conduct clinical trials are obligated to design them in such a way that they will have a direct impact on policy and practice of TB treatment at the projected time of trial completion. In this paper, as part of a *PLOS Medicine* Collection on Advances in Clinical Trial Design for Development of New TB Treatments [22], we discuss how phase III TB trials could be designed with such “future-proofing” in mind.

Table 1. Summary of WHO guidelines, policies, and statements on the treatment of DR-TB. Guidelines for the treatment of DS-TB are not included because these have remained largely unchanged in this period. Key dates are also included from the case study of the STREAM trial, a trial comparing a 9- to 11-month regimen containing high-dose moxifloxacin and clofazimine with the 20- to 24-month WHO-recommended standard of care regimen for MDR-TB, which is discussed further in [Box 1](#).

Key event in STREAM trial	Date of publication or event	WHO document title
	1996	Guidelines for the management of multidrug-resistant tuberculosis
	2000	Guidelines for establishing DOTS-Plus pilot projects for the management of multidrug-resistant tuberculosis (MDR-TB)
	2006	Guidelines for the programmatic management of drug-resistant tuberculosis
	2008	Guidelines for the programmatic management of drug-resistant tuberculosis. Emergency Update 2008
	June, 2011	Guidelines for the programmatic management of drug-resistant tuberculosis. 2011 update
First participant enrolled in STREAM Stage 1 trial	July, 2012	
	June, 2013	The use of bedaquiline in the treatment of multidrug-resistant tuberculosis: Interim policy guidance
	October, 2014	The use of delamanid in the treatment of multidrug-resistant tuberculosis: Interim policy guidance
Last participant enrolled in STREAM Stage 1 trial	June, 2015	
First participant enrolled in STREAM Stage 2 trial	April, 2016	
	May, 2016	WHO treatment guidelines for drug-resistant tuberculosis. 2016 update
	October, 2016	WHO treatment guidelines for drug-resistant tuberculosis. 2016 update. October 2016 revision
	October, 2016	The use of delamanid in the treatment of multidrug-resistant tuberculosis in children and adolescents: Interim policy guidance
	March, 2017	Report of the Guideline Development Group Meeting on the use of bedaquiline in the treatment of multidrug-resistant tuberculosis. A review of available evidence (2016)
Preliminary results from STREAM Stage 1 trial presented at 48th Union Conference on Lung Health	October, 2017	
	January, 2018	WHO position statement on the use of delamanid for multidrug-resistant tuberculosis
	March, 2018	WHO treatment guidelines for isoniazid-resistant tuberculosis: Supplement to the WHO treatment guidelines for drug-resistant tuberculosis
	April, 2018	Position statement on the continued use of the shorter MDR-TB regimen following an expedited review of the STREAM Stage 1 preliminary results
	August, 2018	Rapid Communication: Key changes to treatment of multidrug- and rifampicin-resistant tuberculosis (MDR/RR-TB)
Final results from STREAM Stage 1 trial presented at 49th Union Conference on Lung Health	October, 2018	
	December, 2018	WHO treatment guidelines for multidrug- and rifampicin-resistant tuberculosis. 2018 update. Pre-final text
	Expected early 2019	WHO treatment guidelines for multidrug- and rifampicin-resistant tuberculosis. Final text

Abbreviations: DS-TB, drug-sensitive tuberculosis; MDR-TB, multidrug-resistant tuberculosis; RR-TB, rifampicin-resistant tuberculosis; TB, tuberculosis; WHO, World Health Organization.

<https://doi.org/10.1371/journal.pmed.1002767.t001>

Choice of control

It is usual for the comparator in a clinical trial to be the standard of care treatment so that the results can be interpreted in relation to current practice [23]. Furthermore, the principle of clinical equipoise provides an ethical obligation to ensure patients in the control arm receive the best available standard of care [24]. In drug-sensitive TB (DS-TB), a 6-month regimen of rifampicin and isoniazid, supplemented by pyrazinamide and ethambutol in the first 2 months, is the recognized standard of care [25]; all recent phase III trials have therefore used

Table 2. Controls used in DR-TB trials.

Choice of control	Examples	Strengths	Limitations
Placebo, added to optimized background regimen	Delamanid phase II and III trials [28,29] Bedaquiline phase II trial [30,31], Opti-Q [32]	Permits blinding of healthcare providers and participants, yielding unbiased estimates of the efficacy and safety of the individual drug. This design was used to inform regulatory approval of new drugs.	Yields little or no information on how to use the drug in a regimen, which is essential for programmatic implementation; effect of drug can be masked if background regimen is highly effective.
External control (historical or concurrent)	NiX-TB (NCT02333799), ZeNiX-TB (NCT03086486)	Smaller sample size and operational efficiencies due to absence of randomization and use of only one regimen. Considered the only option if there is no accepted standard of care. The justification for use of a historic control can only be used in the first successful trial in that patient population; subsequent trials could use the previous intervention as internal control.	Highly dependent on choice of external control, differences between patient populations and secular trends (with a historical control) affect interpretation of results. Challenging to quantify how much “supportive care” in the trial affected outcomes relative to control outside trial [33].
Randomized comparison in DS-TB, parallel uncontrolled DR-TB cohort with same regimen	STAND (NCT02342886), SimpliciTB (NCT03338621)	Randomized comparison in DS-TB provides strong evidence for safety of regimen in TB patients and efficacy in DS-TB. The parallel DR-TB cohort informs whether results differ between the two TB patient populations.	Only appropriate for regimens that are targeted for both DS- and DR-TB. Extrapolation from DS-TB comparison to DR-TB population requires assumptions.
Local standard of care (varying by site)	STREAM Stage 1 [34], endTB [35]	Better external validity because of randomization to genuine standard of care, operational efficiencies because sites use local standard for control arm participants.	Control regimen may differ by site and over time. This will increase variability in results and may need to be accounted for by increasing sample size.
Prescriptive regimen	NEXT (NCT02454205), STREAM Stage 2 [36]	Better internal validity because of clear randomized comparison of two regimens.	Limited external validity since choice of control regimen may not reflect standard in many places. This would change if a standardized regimen is widely adopted; there are currently variations in how the short regimen is used (for example, choice of fluoroquinolone and bedaquiline in South Africa).

Abbreviations: DR-TB, drug-resistant TB; DS-TB, drug-sensitive TB; TB, tuberculosis.

<https://doi.org/10.1371/journal.pmed.1002767.t002>

this regimen as the internal control. For DR-TB, WHO guidelines provide a recipe for constructing an effective regimen based on the combination of drugs from various classes, leading to variability in terms of regimen composition across patients and trial sites. The most recent guidelines go further and recommend both long and short regimens [26]. For these reasons, and in the absence of an established standard, trials have selected various approaches to the choice of control (see Table 2 for a discussion of advantages and limitations). For example, the design that adds a single new drug (or placebo) to a background regimen has shown its limitations because it provides no information on the optimal regimen within which the new drug can be used. The specific trial objectives will guide the choice of control, weighing the relative merits of internal validity and external generalizability alongside randomization in making the correct inference [27]. In any case, the implications of each approach on the trial’s statistical considerations as well as the final interpretation of the trial results need to be carefully considered from the outset.

Box 1. A case study: The STREAM trial [34,36]

The STREAM trial was initiated to evaluate a novel 9- to 11-month regimen for the treatment of multidrug-resistant TB (MDR-TB) based on results from an observational cohort study in Bangladesh [13,16]. The primary objective of Stage 1 of this multicenter randomized trial was to determine whether a slightly modified version of this regimen

(with high-dose moxifloxacin replacing gatifloxacin) was safe and at least as effective as the recommended standard of care. The first trial participant was enrolled in July, 2012, with the first results due to be published in 2019. During the trial period, the landscape changed substantially (as described in main text), and the trial had to adapt in a number of ways.

Incorporating new drugs in additional trial arms

The availability of new drugs without data on how to use them in combination regimens prompted the investigators to consider transitioning from a two-arm study (STREAM Stage 1) to a four-arm study (STREAM Stage 2), with the aim that any new arm(s) added to the trial should be shorter or simpler to take and intended to be less toxic. Through wide consultation, an injectable-sparing regimen to avoid the hearing loss associated with aminoglycoside use was selected. There was also preference for a regimen that excluded prothionamide and ethionamide because these drugs cause nausea and vomiting that compromise the tolerability of any MDR-TB regimen. The decision was therefore made to add four arms, a 9-month completely oral regimen in which kanamycin was replaced by bedaquiline and a shorter 6-month regimen in which bedaquiline replaced prothionamide and kanamycin duration was reduced to 8 weeks. The primary objective of Stage 2 was to evaluate whether the bedaquiline-containing regimens were safe with efficacy not inferior to that of the 9- to 11-month control regimen.

The first patient in Stage 2 was randomized in April, 2016. In order to ensure timely completion of the main comparison of the fully oral regimen with the 9- to 11-month injectable-containing regimen and the increasing desirability of an injection-free regimen, it was decided to terminate enrollment to the 6-month injectable-containing regimen in 2018.

Choice of control

The locally used 20- to 24-month regimen consistent with 2011 WHO guidelines [39] was selected as the control arm in Stage 1. Although results from Stage 1 were not available at the time that Stage 2 was initiated, the STREAM investigators took the unconventional step of including two control regimens: (i) the 9- to 11-month regimen studied as the intervention in Stage 1 and (ii) the locally used WHO-recommended regimen that had been the control in Stage 1. The second control was considered as a “reserve internal control.” Although it was not included in the primary objective and only 1 in 7 participants were to be allocated to this arm, it was to be used as a comparator in secondary analyses to permit interpretation of the results of the trial as compared to 2011 WHO guidelines.

In May, 2016, the revised MDR-TB treatment guidelines from WHO recommended a short regimen very similar to that being evaluated in the STREAM trial (see [Table 1](#)) for patients who met specific inclusion criteria. Subsequently, countries adopting these revised guidelines were no longer able to enroll patients to the second control arm. The protocol was therefore amended to exclude enrollment to the “reserve internal control” in these countries, thereby unfortunately reducing the value of comparisons to that regimen because of fewer participants.

Continued evolution in WHO guidance [26], and its implications for the control arm, is under consideration by the investigators.

Balancing program and regulatory objectives

The primary aim of the trial is to evaluate the efficacy and safety of new regimens for MDR-TB. The 9- to 11-month all-oral regimen in STREAM Stage 2 is the same as the 9- to 11-month control, except that kanamycin is replaced with bedaquiline. The comparison of these two regimens is therefore a randomized comparison of bedaquiline to kanamycin within a multidrug combination.

This is quite different from the add-on trial with the placebo comparison used in the pivotal phase II trial of bedaquiline [31,40] (see the first row in [Table 2](#)) because it provides evidence both of the efficacy and safety of new standardized regimens that include bedaquiline as well as of the long-term efficacy and safety of bedaquiline, albeit in comparison to kanamycin rather than placebo. With this, it has become the confirmatory phase III trial to be considered by the FDA following the accelerated approval of bedaquiline.

An added complication arises when international or national guidelines change during the course of a trial, as exemplified in the STREAM trial [34,36] (see [Box 1](#)). If significant new developments arise during the course of a trial that may impact a participant's willingness to continue, investigators have a responsibility to inform patients; this is part of the Federal Code of Regulations in the US. It may not be feasible or ethical to continue the trial without modification under such circumstances; conversely, if the evidence base for change is weak [37] and randomization among treatment arms is still possible, no change in the trial design may be warranted [38]. The investigators, usually with advice of an independent group such as the data and safety monitoring board (DSMB) or a community advisory group, should evaluate the new information and make a judgment about whether the trial protocol should be modified and how, if at all, participants should be informed. Policy makers and guideline developers can help with this by including explicit wording that further research is still needed when making recommendations that are based on low certainty in the evidence.

Noninferiority, analysis populations, and “estimands”

Noninferiority trials are designed to evaluate whether a reduction in efficacy with the intervention as compared to the control does not exceed a prespecified threshold. The prespecified difference is denoted as the noninferiority margin (see [Fig 1](#) for an illustration of the results of a noninferiority trial). The choice of the margin in trials of TB treatment regimens continues to be a major discussion issue. In order to have confidence that the new treatment is better than no treatment, it is accepted that the margin should be no larger, and considerably smaller, than the estimate of benefit of the chosen control as compared to no treatment. This effect is, however, estimated from historical data [41], and the statistical uncertainty of the estimate should be taken into account. For example, a somewhat conservative estimate of the success rate of standard therapy in DS-TB is around 85% [42], which, compared to the estimated 30% survival from untreated TB [43], gives an estimate of an absolute treatment effect of 55%. A declaration of noninferiority with a margin of 10% would therefore give confidence that more than 80% of this effect of the control is preserved, and 90% would be preserved with a margin of 5%.

Consideration of the expected benefits of the intervention shapes the final choice of margin. In TB, regimens that are shorter confer a direct benefit to patients and health systems. They are expected to result in better treatment adherence in addition to reduced patient and health

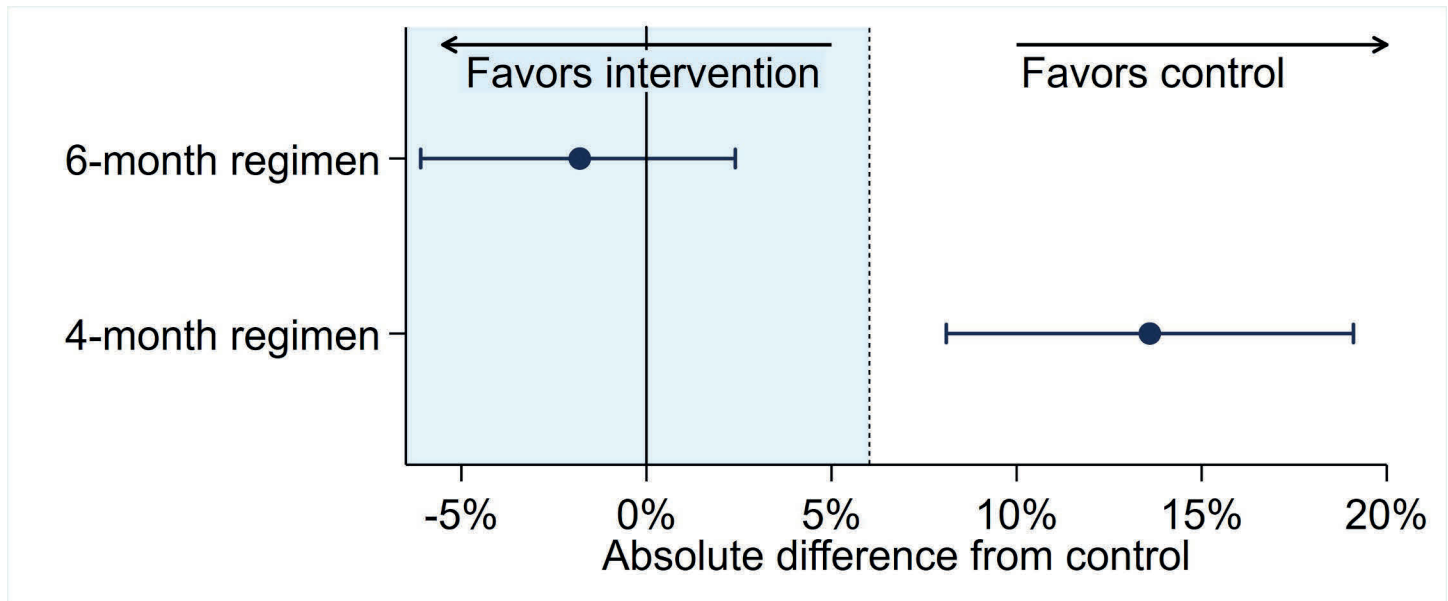


Fig 1. Illustration of the results of a noninferiority trial with a 6% margin of noninferiority (represented by the shaded area to the left of 6%), data from the RIFAQUIN trial [5]. The findings for two drug regimens are illustrated by point estimates of efficacy surrounded by 90% confidence intervals from the per protocol analysis. In this example, the 6-month regimen is noninferior to control because the upper bound of the confidence interval is less than the 6% margin of noninferiority. However, the 4-month regimen is not noninferior to the control because the upper bound exceeds the margin of noninferiority.

<https://doi.org/10.1371/journal.pmed.1002767.g001>

system costs, although none of these can be easily measured in a clinical trial that is not close to usual practice. Anticipated reduction in toxicity is another factor that may influence the choice of margin; whether this is a consequence of the new treatment or not cannot be known until the trial has been completed. Collection of good safety data is critical to properly weigh the risks and benefits of an intervention. Combining efficacy and safety in a composite outcome or a formal risk–benefit scoring system [44] is useful to summarize this balance in a single measure. Such measures can, however, obscure differences between outcomes of varying severity. Papers summarizing the primary results of trials should, therefore, report safety and efficacy outcomes separately for others to make a judgment on the risk–benefit balance.

There has been a trend towards larger noninferiority margins in a number of recent protocols; this permits a reduction in sample size, resulting in a less expensive study and earlier completion, but leads to greater uncertainty as to the true efficacy of the regimen. Widening the margin increases the possibility that a substandard regimen could be accepted as a new gold standard, thereby increasing the risk of “biocreep,” whereby after several generations of noninferiority trials, considerably less effective regimens would become the standard of care simply because of the cumulative reduction in efficacy [45,46].

The intention-to-treat (ITT) analysis population includes all randomized participants in the groups to which they were allocated, irrespective of treatment received, loss to follow-up, or any protocol violations. In contrast, the per-protocol (PP) analysis population includes participants who achieve an adequate measure of compliance with the treatment and with the trial protocol [47]. The analysis population to be used in noninferiority trials has been the subject of recent debate since neither the ITT nor PP populations are free from bias, and reliance on either can increase the chance of falsely declaring noninferiority. In contrast to superiority trials, in which ITT is preferred because it provides “a secure foundation for statistical tests” [47], an ITT analysis can be biased towards noninferiority because of poor trial conduct diluting the treatment effect, whereas a PP analysis can also be biased in either direction when

postrandomization exclusions from the analysis may be directly or indirectly related to treatment allocation.

While a PP population has been recommended for noninferiority trials in the past [45,47], its importance has been re-evaluated. FDA guidance no longer recommends PP (or as-treated) analysis [41], even though the 2010 draft guidance accommodated one. There are limitations in PP analyses, and proposed improvements include correcting for noncompliance and dependent censoring using inverse probability weighting [48]. Current guidance suggests, instead, to focus on ensuring trial quality to reduce the bias in the ITT analysis; consideration is also given to multiple imputation as a way to counter bias due to attrition [41]. The 2017 addendum (“estimands and sensitivity analysis in clinical trials” [49]) to the 1998 International Council for Harmonization of Technical Requirements for Pharmaceuticals for Human Use (ICH) E9 document (“statistical principles for clinical trials” [47]) goes beyond just specification of an analysis population by recommending the use of an estimand as a framework for aligning the target and method of estimation of a treatment effect with the objectives of the clinical trial. The estimand “defines in detail what needs to be estimated to address a specific scientific question of interest” [49] and includes four attributes: the population, the endpoint, the specification of how to account for non-endpoint intercurrent events, and the population-level summary. Practically, defining the primary estimand(s) of interest in the protocol before the trial starts promotes clarity and coherence in how a treatment effect is estimated and how it links back to the trial objective.

A further recent innovation has been the application of Bayesian methodology to the interpretation of noninferiority trials. Presentation of the results as a simple binary statement as to whether or not noninferiority has been achieved is of limited value because it gives no indication as to how close in efficacy the intervention is likely to be to the control and places undue emphasis on the often arbitrary noninferiority margin. A much more informative approach is to use a Bayesian analysis to provide the probability that the difference is less than some given percentage, say 5% [50].

Role of adaptive trial designs

An adaptive clinical trial permits changes to various trial design features after trial initiation in response to accruing data [51]. Although potential changes must be prespecified in the protocol so as not to undermine trial validity and integrity, adaptive trial designs are nevertheless useful to account for uncertainty when a trial starts or for anticipating potential landscape changes that may occur during the course of the trial. Most common are (i) the inclusion of interim analyses that permit early stopping for overwhelming efficacy or lack of benefit when evidence is sufficiently compelling with a smaller sample size than anticipated, and (ii) sample size re-estimation during recruitment using a preplanned algorithm to ensure that the final size will be adequate to answer the research question (particularly relevant when there is uncertainty in the efficacy of the control arm).

When there are many potential combination regimens that might be considered for evaluation, one might consider designs that select among multiple regimens either by stopping recruitment to poorly performing arms after fixed-interval interim analyses (an example being the multiarm multistage [MAMS] design [52,53]) or by adjusting randomization probabilities to enroll more patients in more promising arms (Bayesian adaptive randomization [35]). When the toxicity of a regimen is unknown, one might consider designs in which the eligibility criteria are widened during the trial as more safety data accrue. This can, for instance, be performed by starting to recruit patients with extensively drug-resistant TB (XDR-TB) because few treatment options are available, then expanding to multidrug-resistant TB (MDR-TB) and

DS-TB if safety thresholds are reached. Adaptations can, however, introduce bias in the estimate of treatment effect or inflate the probability of a false positive result (type I error rate). For example, in a two-stage multiarm trial in which only the intervention with the highest efficacy in the first stage is taken forward to the second stage, the uncorrected estimate of efficacy for this intervention at the end of the trial will be markedly biased and higher than the true efficacy [54]. Thorough understanding of these aspects is critical for regulatory approval and consideration in establishing WHO guidelines.

Strategy trials incorporating treatment stratification

Treatment stratification, the process of splitting a patient population into a small number of groups who receive different treatments for the same disease based on a predictive biomarker, is being widely studied in other disease areas [55–57]. In TB, it has long been recognized that disease prognosis is affected by certain baseline factors such as pretreatment extent of cavitation and viable counts of TB bacteria [58]. Wallace Fox sowed the seeds of stratified medicine in 1981 [59] by noting that good prognostic factors could be used to tailor treatment duration. The first trial incorporating treatment stratification had an enrichment design (one in which eligibility criteria are restricted to or enriched for a particular subgroup of participants) that evaluated a 4-month regimen with no new drugs in patients with noncavitary disease and culture negativity at 2 months. Before recruitment finished, the trial was stopped by the safety monitoring committee because of an apparent increased risk for relapse in the 4-month arm [7]. However, the completion of several large multicenter randomized trials in DS-TB showed that a 4-month fluoroquinolone-based regimen may well be adequate for patients with noncavitary disease [60]. Subsequent analyses describing an algorithm to more precisely identify subgroups of patients with lower or higher risk of failure and relapse [61] have provided important evidence to support the evaluation of treatment stratification in TB trials. These data are only from rifampicin-containing regimens for DS-TB to date. Nevertheless, the principles are likely also relevant for DR-TB, for which reducing duration for patients who do not need it is even more important, given the high levels of toxicity of drugs and the longer duration of treatment [62].

Several trials are under development to evaluate new treatment strategies to assess different durations, drug combinations, or drug dosages according to patient risk factors [63]. These predictive biomarker validation trials are designed to “confirm” a stratification algorithm in a randomized comparison against the standard-of-care strategy of a fixed duration regimen for all patients [64]. They are distinct from more exploratory trials designed to “learn” or develop and optimize the stratification algorithm [55]. Such trials tend to be smaller or have highly adaptive designs and are also important to incorporate newer biomarkers into the stratification algorithms, often to be evaluated in a subsequent larger confirmative trial. With appropriate stratification, it is expected that it may be possible to target treatment strategies with superior efficacy to standard of care, thereby avoiding many of the pitfalls of noninferiority trials.

The need for more pragmatic trials

In general, trials can be classified as explanatory (with the objective of evaluating the benefit an intervention produces under ideal conditions, i.e., efficacy) or pragmatic (with the objective of evaluating the benefit the treatment produces in routine clinical practice, i.e., effectiveness) [65,66], although this is more of a continuum than a dichotomy [67]. Trials that are more explanatory are needed to understand the efficacy and safety of a new drug under conditions as ideal as possible. However, the context in which an explanatory trial is conducted can be so far removed from routine practice that the results cannot readily be assumed to be transferable

to clinical care. This is particularly the case when there are considerable changes in the landscape, as has been seen in DR-TB. The current acceptance of bedaquiline as a safe and efficacious drug in the treatment of MDR-TB is due less to the pivotal phase II background regimen study [40], which initially led to WHO guidelines recommending bedaquiline only under certain conditions [68], than to the extensive nonrandomized data gathered outside of a trial setting [15], mostly under program conditions. These programmatic data were influential in bedaquiline becoming one of the three priority medicines in the revised 2018 WHO guidelines for DR-TB [26], albeit based on low-quality evidence [69]. This reflects the way in which, in the absence of pragmatic trials, WHO guidelines have been based almost exclusively on observational data that yield conditional recommendations based on low-quality evidence.

Pragmatic randomized trials with broader eligibility criteria, greater geographical spread, use of programmatically relevant primary endpoints, use of best available standard of care as control (see Table 2), and delivery and adherence strategies that are closer to “real-life” conditions greatly increase generalizability of the results and lead to faster and more evidence-based changes to policy and practice. Such pragmatic trials have been necessary in evaluating effective treatment strategies for HIV using previously licensed drugs (the START trial [70], for example), and they will also be needed in TB. Pragmatic trials can also be embedded within implementation programs to evaluate population-level effects of an intervention, an example being the XTEND study, which was designed to evaluate the effect of the GeneXpert MTB/RIF during implementation in South Africa [71]. Clearly, no single trial can address all relevant questions about a given therapeutic intervention at one time, and pragmatic trials will be invaluable for public health and policy decision-making purposes.

Conclusions

Just over 10 years ago, calls to action were published for innovations in drug development, capacity building for TB trials, and execution of clinical trials of treatment for DR-TB [72–74]. Since November, 2007, 538 TB clinical trials have been posted on clinicaltrials.gov; 27 (5%) of these have been for DR-TB. Between 1997 and 2007, these numbers were 127 and 4 (3%), respectively. Although the objectives and quality of these trials vary hugely, these raw numbers suggest that some progress has been made in clinical trial conduct.

The present review comes at a time when new drugs, new diagnostics, and new methods make possible real transformation in TB treatment. Today, there are 8 and 6 new compounds known to be in phase I and phase II clinical development, respectively (<https://www.newtbdrugs.org/pipeline/clinical>), with many more in preclinical development. The advances in clinical trial methodology that have been mentioned above alongside the promise of a variety of host-directed therapies [75] contrast starkly with the relative stagnation in treatment of DS- and DR-TB since the 1990s. The delivery of new regimens to patients demands nimbleness in an endeavor that is long and cumbersome. Trials must be designed and implemented in such a way that their relevance persists through completion. Careful choices of trial design, comparator, sample size, biomarker stratification, estimands, analysis population(s), and non-inferiority margin are critical from the outset. Changes in some of these characteristics after trial initiation—through predefined adaptation and protocol amendments—must also be entertained. Continued weighing of implications for time, cost, interpretation, and impact on practice is essential; whether the trial is primarily explanatory or pragmatic is a decision based on the balance among these competing priorities for any given trial. Transparency around assumptions and factors influencing decision making is critical to interpretation by guidance developers, practitioners, and patients. Consultation with external experts, including community advisory boards, can facilitate this transparency.

In conclusion, we strongly believe that TB treatment trials today should favor innovative approaches that are able to produce high-quality evidence for high-quality, patient-centered care that can be made accessible to all 10 million new TB patients, including the half-million with DR-TB, each year.

References

1. Crofton J. The MRC randomized trial of streptomycin and its legacy: a view from the clinical front line. *J R Soc Med.* 2006; 99(10):531–4. <https://doi.org/10.1258/jrsm.99.10.531> PubMed Central PMCID: PMC1592068. PMID: 17021304
2. Medical Research Council. Streptomycin treatment of pulmonary tuberculosis: A Medical Research Council investigation. *Br Med J.* 1948; 2(4582):769–82. PMID: 18890300
3. Fox W, Sutherland I, Daniels M. A five-year assessment of patients in a controlled trial of streptomycin in pulmonary tuberculosis; report to the Tuberculosis Chemotherapy Trials Committee of the Medical Research Council. *Q J Med.* 1954; 23(91):347–66. PMID: 13194851
4. Merle CS, Fielding K, Sow OB, Gninafon M, Lo MB, Mthiyane T, et al. A Four-Month Gatifloxacin-Containing Regimen for Treating Tuberculosis. *N Engl J Med.* 2014; 371(17):1588–98. <https://doi.org/10.1056/NEJMoa1315817> PMID: 25337748.
5. Jindani A, Harrison TS, Nunn AJ, Phillips PP, Churchyard GJ, Charalambous S, et al. High-dose rifampine with moxifloxacin for pulmonary tuberculosis. *N Engl J Med.* 2014; 371(17):1599–608. <https://doi.org/10.1056/NEJMoa1314210> PMID: 25337749; PubMed Central PMCID: PMC4233406.
6. Gillespie SH, Crook AM, McHugh TD, Mendel CM, Meredith SK, Murray SR, et al. Four-Month Moxifloxacin-Based Regimens for Drug-Sensitive Tuberculosis. *N Engl J Med.* 2014; 371(17):1577–87. <https://doi.org/10.1056/NEJMoa1407426> PMID: 25196020.
7. Johnson JL, Hadad DJ, Dietze R, Maciel EL, Sewali B, Gitta P, et al. Shortening treatment in adults with noncavitary tuberculosis and 2-month culture conversion. *Am J Respir Crit Care Med.* 2009; 180(6):558–63. Epub 2009/06/23. <https://doi.org/10.1164/rccm.200904-0536OC> PMID: 19542476; PubMed Central PMCID: PMC2742745.
8. Hopewell S, Clarke M, Stewart L, Tierney J. Time to publication for results of clinical trials. *Cochrane Database Syst Rev.* 2007;(2):MR000011. <https://doi.org/10.1002/14651858.MR000011.pub2> PMID: 17443632.
9. Dheda K, Gumbo T, Maartens G, Dooley KE, McNerney R, Murray M, et al. The epidemiology, pathogenesis, transmission, diagnosis, and management of multidrug-resistant, extensively drug-resistant, and incurable tuberculosis. *Lancet Respir Med.* 2017; 5(4):291–360. Epub 2017/03/28. [https://doi.org/10.1016/S2213-2600\(17\)30079-6](https://doi.org/10.1016/S2213-2600(17)30079-6) PMID: 28344011.
10. Boehme CC, Nicol MP, Nabeta P, Michael JS, Gotuzzo E, Tahirli R, et al. Feasibility, diagnostic accuracy, and effectiveness of decentralised use of the Xpert MTB/RIF test for diagnosis of tuberculosis and multidrug resistance: a multicentre implementation study. *Lancet.* 2011; 377(9776):1495–505. Epub 2011/04/22. S0140-6736(11)60438-8 [pii] [https://doi.org/10.1016/S0140-6736\(11\)60438-8](https://doi.org/10.1016/S0140-6736(11)60438-8) PMID: 21507477; PubMed Central PMCID: PMC3085933.
11. Barnard M, Albert H, Coetzee G, O'Brien R, Bosman ME. Rapid molecular screening for multidrug-resistant tuberculosis in a high-volume public health laboratory in South Africa. *Am J Respir Crit Care Med.* 2008; 177(7):787–92. Epub 2008/01/19. <https://doi.org/10.1164/rccm.200709-1436OC> PMID: 18202343.
12. World Health Organization, Foundation for Innovative New Diagnostics. Technical Report on critical concentrations for drug susceptibility testing of medicines used in the treatment of drug-resistant tuberculosis. Geneva: World Health Organization; 2018 (WHO/CDS/TB/2018.5).
13. Van Deun A, Maug AKJ, Salim MAH, Das PK, Sarker MR, Daru P, et al. Short, Highly Effective, and Inexpensive Standardized Treatment of Multidrug-resistant Tuberculosis. *Am J Respir Crit Care Med.* 2010; 182(5):684–92. <https://doi.org/10.1164/rccm.201001-0077OC> PMID: 20442432
14. endTB Study Group. Bedaquiline- and delamanid-containing regimens achieve excellent interim treatment response without safety concerns: endTB interim analysis 2018 [cited 2018 2 Nov]. Available from: <http://www.endtb.org/sites/default/files/2018-07/endTB%20interim%20analysis%20%2813%20July%202018%29.pdf>.
15. Schnippel K, Ndjeka N, Maartens G, Meintjes G, Master I, Ismail N, et al. Effect of bedaquiline on mortality in South African patients with drug-resistant tuberculosis: a retrospective cohort study. *Lancet Respir Med.* 2018; 6(9):699–706. Epub 2018/07/14. [https://doi.org/10.1016/S2213-2600\(18\)30235-2](https://doi.org/10.1016/S2213-2600(18)30235-2) PMID: 30001994.

16. Aung KJ, Van Deun A, Declercq E, Sarker MR, Das PK, Hossain MA, et al. Successful '9-month Bangladesh regimen' for multidrug-resistant tuberculosis among over 500 consecutive patients. *Int J Tuberc Lung Dis.* 2014; 18(10):1180–7. <https://doi.org/10.5588/ijtld.14.0100> PMID: 25216831.
17. Lienhardt C, Raviglione M, Spigelman M, Hafner R, Jaramillo E, Hoelscher M, et al. New drugs for the treatment of tuberculosis: needs, challenges, promise, and prospects for the future. *J Infect Dis.* 2012; 205 Suppl 2:S241–9. Epub 2012/03/27. <https://doi.org/10.1093/infdis/jis034> PMID: 22448022.
18. Shah NS, Auld SC, Brust JC, Mathema B, Ismail N, Moodley P, et al. Transmission of Extensively Drug-Resistant Tuberculosis in South Africa. *N Engl J Med.* 2017; 376(3):243–53. Epub 2017/01/19. <https://doi.org/10.1056/NEJMoa1604544> PMID: 28099825; PubMed Central PMCID: PMC5330208.
19. McBryde ES, Meehan MT, Doan TN, Ragonnet R, Marais BJ, Guernier V, et al. The risk of global epidemic replacement with drug-resistant *Mycobacterium tuberculosis* strains. *Int J Infect Dis.* 2017; 56:14–20. Epub 2017/02/07. <https://doi.org/10.1016/j.ijid.2017.01.031> PMID: 28163165.
20. World Health Organization. Global Tuberculosis Report 2018. Geneva: World Health Organization; 2018. Available from: https://www.who.int/tb/publications/global_report/en/. Cited 4 March 2019.
21. Treatment Action Group, Frick M. 2017 Report on Tuberculosis Research Funding Trends, 2005–2016: The Ascent Begins 2017. Available from: <http://www.treatmentactiongroup.org/tbrd2017>. Cited 4 March 2019.
22. Lienhardt C, Nahid P. Advances in clinical trial design for development of new TB treatments: A call for innovation. *PLoS Med.* 2019; 16(3):e1002769. <https://doi.org/10.1371/journal.pmed.1002769>
23. International Conference on Harmonisation of Technical Requirements for Registration of Pharmaceuticals For Human Use. Choice of control group and related issues in clinical trials (E10). 2000. Available from: <https://www.ich.org/products/guidelines/efficacy/efficacy-single/article/choice-of-control-group-and-related-issues-in-clinical-trials.html>. Cited 4 March 2019.
24. Freedman B. Equipoise and the ethics of clinical research. *N Engl J Med.* 1987; 317(3):141–5. Epub 1987/07/16. <https://doi.org/10.1056/NEJM198707163170304> PMID: 3600702.
25. World Health Organization. Guidelines for treatment of drug-susceptible tuberculosis and patient care (2017 update): World Health Organization; 2017. Available from: https://www.who.int/tb/publications/2017/dstb_guidance_2017/en/. Cited 4 Mch 2019.
26. World Health Organization. WHO treatment guidelines for multidrug- and rifampicin-resistant tuberculosis, 2018 update. Geneva: World Health Organization; 2018. Available from: <https://www.who.int/tb/publications/2018/WHO.2018.MDR-TB.Rx.Guidelines.prefinal.text.pdf>. Cited 4 March 2019
27. Senn S. Seven myths of randomisation in clinical trials. *Stat Med.* 2013; 32(9):1439–50. Epub 2012/12/21. <https://doi.org/10.1002/sim.5713> PMID: 23255195.
28. Gler MT, Skripconoka V, Sanchez-Garavito E, Xiao H, Cabrera-Rivero JL, Vargas-Vasquez DE, et al. Delamanid for Multidrug-Resistant Pulmonary Tuberculosis. *N Engl J Med.* 2012; 366(23):2151–60. <https://doi.org/10.1056/NEJMoa1112433> PMID: 22670901
29. von Groote-Bidlingmaier F, Patientia R, Sanchez E, Balanag V, Ticona E, Segura P, et al. Efficacy and safety of delamanid in combination with an optimised background regimen for treatment of multidrug-resistant tuberculosis: a multicentre, randomised, double-blind, placebo-controlled, parallel group phase 3 trial. *Lancet Respir Med.* 2019. Epub 2019 Jan 7. [https://doi.org/10.1016/s2213-2600\(18\)30426-0](https://doi.org/10.1016/s2213-2600(18)30426-0)
30. Diacon AH, Donald PR, Pym A, Grobusch M, Patientia RF, Mahanyele R, et al. Randomized pilot trial of eight weeks of bedaquiline (TMC207) treatment for multidrug-resistant tuberculosis: long-term outcome, tolerability, and effect on emergence of drug resistance. *Antimicrob Agents Chemother.* 2012; 56(6):3271–6. Epub 2012/03/07. <https://doi.org/10.1128/AAC.06126-11> PMID: 22391540; PubMed Central PMCID: PMC3370813.
31. Diacon AH, Pym A, Grobusch M, Patientia R, Rustomjee R, Page-Shipp L, et al. The Diarylquinoline TMC207 for Multidrug-Resistant Tuberculosis. *N Engl J Med.* 2009; 360(23):2397–405. <https://doi.org/10.1056/NEJMoa0808427> PMID: 19494215
32. Bouton TC, Phillips PPJ, Mitnick CD, Peloquin CA, Eisenach K, Patientia RF, et al. An optimized background regimen design to evaluate the contribution of levofloxacin to multidrug-resistant tuberculosis treatment regimens: study protocol for a randomized controlled trial. *Trials.* 2017; 18(1):563. Epub 2017/11/28. <https://doi.org/10.1186/s13063-017-2292-x> PMID: 29178937; PubMed Central PMCID: PMC5702225.
33. Cox E, Borio L, Temple R. Evaluating Ebola therapies—the case for RCTs. *N Engl J Med.* 2014; 371(25):2350–1. <https://doi.org/10.1056/NEJMp1414145> PMID: 25470568.
34. Nunn AJ, Rusen I, Van Deun A, Torrea G, Phillips PP, Chiang CY, et al. Evaluation of a standardized treatment regimen of anti-tuberculosis drugs for patients with multi-drug-resistant tuberculosis (STREAM): study protocol for a randomized controlled trial. *Trials.* 2014; 15(1):353. <https://doi.org/10.1186/1745-6215-15-353> PMID: 25199531; PubMed Central PMCID: PMC4164715.

35. Cellamare M, Venz S, Baudin E, Mitnick CD, Trippa L. A Bayesian response-adaptive trial in tuberculosis: The endTB trial. *Clin Trials*. 2017; 14(1):17–28. <https://doi.org/10.1177/1740774516665090> PMID: 27559021.
36. Moodley R, Godec TR, Stream Trial Team. Short-course treatment for multidrug-resistant tuberculosis: the STREAM trials. *Eur Respir Rev*. 2016; 25(139):29–35. <https://doi.org/10.1183/16000617.0080-2015> PMID: 26929418.
37. Prasad V, Cifu A, Ioannidis JP. Reversals of established medical practices: evidence to abandon ship. *JAMA*. 2012; 307(1):37–8. Epub 2012/01/05. <https://doi.org/10.1001/jama.2011.1960> PMID: 22215160.
38. Neaton JD, Grund B, Wentworth D. How to construct an optimal interim report: What the data monitoring committee does and doesn't need to know. *Clinical Trials*. 2018:1740774518764449.
39. World Health Organization. Guidelines for the programmatic management of drug-resistant tuberculosis—2011 update: World Health Organization; 2011. Available from: https://apps.who.int/iris/bitstream/handle/10665/44597/9789241501583_eng.pdf. Cited 4 March 2019
40. Diacon AH, Pym A, Grobusch MP, de los Rios JM, Gotuzzo E, Vasilyeva I, et al. Multidrug-resistant tuberculosis and culture conversion with bedaquiline. *N Engl J Med*. 2014; 371(8):723–32. <https://doi.org/10.1056/NEJMoa1313865> PMID: 25140958.
41. U.S. Department of Health and Human Services FaDA, Center for Drug Evaluation and Research (CDER). Guidance for Industry. Non-inferiority clinical trials to establish effectiveness: U.S. Department of Health and Human Services, Food and Drug Administration, Center for Drug Evaluation and Research (CDER); 2016. Available from: <https://www.fda.gov/downloads/Drugs/Guidances/UCM202140.pdf>. Cited 4 March 2019.
42. Nimmo C, Lipman M, Phillips PP, McHugh T, Nunn A, Abubakar I. Shortening treatment of tuberculosis: lessons from fluoroquinolone trials. *Lancet Infect Dis*. 2015; 15(2):141–3. [https://doi.org/10.1016/S1473-3099\(14\)70885-0](https://doi.org/10.1016/S1473-3099(14)70885-0) PMID: 25749057.
43. Tiemersma EW, van der Werf MJ, Borgdorff MW, Williams BG, Nagelkerke NJ. Natural history of tuberculosis: duration and fatality of untreated pulmonary tuberculosis in HIV negative patients: a systematic review. *PLoS ONE*. 2011; 6(4):e17601. Epub 2011/04/13. <https://doi.org/10.1371/journal.pone.0017601> PMID: 21483732; PubMed Central PMCID: PMC3070694.
44. Miyahara S, Montepiedra G, Kim S, Evans S, Gupta A, Swindells S, et al., editors. Risk–Benefit Analyses Using Novel Methods in the A5279 Latent-TB Clinical Trial. The 49th Union World Conference on Lung Health; 2018; The Hague, The Netherlands. Available from: https://www.abstractserver.com/TheUnion2018/TheUnion2018_Abstracts_Web.pdf. Cited 4 March 2019
45. Nunn AJ, Phillips PPJ, Gillespie SH. Design issues in pivotal drug trials for drug sensitive tuberculosis (TB). *Tuberculosis*. 2008; 88:S85–S92. [https://doi.org/10.1016/S1472-9792\(08\)70039-8](https://doi.org/10.1016/S1472-9792(08)70039-8) PMID: 18762156
46. Fleming TR. Current issues in non-inferiority trials. *Stat Med*. 2008; 27(3):317–32. <https://doi.org/10.1002/sim.2855> PMID: 17340597.
47. International Conference on Harmonisation of Technical Requirements for Registration of Pharmaceuticals For Human Use. Statistical Principles for Clinical Trials (E9). 1998. Available from: <https://www.ich.org/products/guidelines/efficacy/efficacy-single/article/statistical-principles-for-clinical-trials.html>. Cited 4 March 2019
48. Mauri L, D'Agostino RB Sr. Challenges in the Design and Interpretation of Noninferiority Trials. *N Engl J Med*. 2017; 377(14):1357–67. Epub 2017/10/05. <https://doi.org/10.1056/NEJMra1510063> PMID: 28976859.
49. International Conference on Harmonisation of Technical Requirements for Registration of Pharmaceuticals For Human Use. Estimands and sensitivity analysis in clinical trials. E9(R1). 2017. Available from: https://www.ich.org/fileadmin/Public_Web_Site/ICH_Products/Guidelines/Efficacy/E9/E9-R1EWG_Step2_Guideline_2017_0616.pdf. Cited 4 March 2019.
50. Laptok AR, Shankaran S, Tyson JE, Munoz B, Bell EF, Goldberg RN, et al. Effect of Therapeutic Hypothermia Initiated After 6 Hours of Age on Death or Disability Among Newborns With Hypoxic-Ischemic Encephalopathy: A Randomized Clinical Trial. *JAMA*. 2017; 318(16):1550–60. Epub 2017/10/27. <https://doi.org/10.1001/jama.2017.14972> PMID: 29067428; PubMed Central PMCID: PMC5783566.
51. U.S. Department of Health and Human Services FaDA, Center for Drug Evaluation and Research (CDER). Guidance for Industry. Adaptive designs for clinical trials of drugs and biologics (Draft guidance): U.S. Department of Health and Human Services, Food and Drug Administration, Center for Drug Evaluation and Research (CDER); 2018. Available from: <https://www.fda.gov/downloads/drugs/guidances/ucm201790.pdf>. Cited 4 March 2019.

52. Phillips PPJ, Gillespie SH, Boeree M, Heinrich N, Aarnoutse R, McHugh T, et al. Innovative trial designs are practical solutions for improving the treatment of tuberculosis. *J Infect Dis*. 2012; 205 Suppl 2: S250–7. Epub 2012/03/27. jis041 [pii] <https://doi.org/10.1093/infdis/jis041> PMID: 22448027.
53. Boeree MJ, Heinrich N, Aarnoutse R, Diacon AH, Dawson R, Rehal S, et al. High-dose rifampicin, moxifloxacin, and SQ109 for treating tuberculosis: a multi-arm, multi-stage randomised controlled trial. *Lancet Infect Dis*. 2017; 17(1):39–49. [https://doi.org/10.1016/S1473-3099\(16\)30274-2](https://doi.org/10.1016/S1473-3099(16)30274-2) PMID: 28100438.
54. Bowden J, Glimm E. Unbiased estimation of selected treatment means in two-stage trials. *Biom J*. 2008; 50(4):515–27. Epub 2008/07/30. <https://doi.org/10.1002/bimj.200810442> PMID: 18663760.
55. Mandrekar SJ, An MW, Sargent DJ. A review of phase II trial designs for initial marker validation. *Contemp Clin Trials*. 2013; 36(2):597–604. <https://doi.org/10.1016/j.cct.2013.05.001> PMID: 23665336; PubMed Central PMCID: PMC3779487.
56. Polley MY, Freidlin B, Korn EL, Conley BA, Abrams JS, McShane LM. Statistical and practical considerations for clinical evaluation of predictive biomarkers. *J Natl Cancer Inst*. 2013; 105(22):1677–83. Epub 2013/10/19. <https://doi.org/10.1093/jnci/djt282> PMID: 24136891; PubMed Central PMCID: PMC3888208.
57. Mandrekar SJ, Sargent DJ. Clinical trial designs for predictive biomarker validation: theoretical considerations and practical challenges. *J Clin Oncol*. 2009; 27(24):4027–34. Epub 2009/07/15. <https://doi.org/10.1200/JCO.2009.22.3701> PMID: 19597023; PubMed Central PMCID: PMC2734400.
58. Aber VR, Nunn AJ. Short term chemotherapy of tuberculosis. Factors affecting relapse following short term chemotherapy. *Bull Int Union Tuberc*. 1978; 53(4):276–80. PMID: 387141
59. Fox W. Whither short-course chemotherapy? *Br J Dis Chest*. 1981; 75(4):331–57. PMID: 7030377
60. Alipanah N, Cattamanchi A, Menzies R, Hopewell PC, Chaisson RE, Nahid P. Treatment of non-cavitary pulmonary tuberculosis with shortened fluoroquinolone-based regimens: a meta-analysis. *Int J Tuberc Lung Dis*. 2016; 20(11):1522–8. <https://doi.org/10.5588/ijtld.16.0217> PMID: 27776595.
61. Imperial MZ, Nahid P, Phillips PPJ, Davies GR, Fielding K, Hanna D, et al. A patient-level pooled analysis of treatment-shortening regimens for drug-susceptible pulmonary tuberculosis. *Nat Med*. 2018; 24(11):1708–15. <https://doi.org/10.1038/s41591-018-0224-2> WOS:000449404200023. PMID: 30397355
62. Churchyard GJ. A stratified approach to tuberculosis treatment. *Nat Med*. 2018; 24(11):1639–41. Epub 2018/11/08. <https://doi.org/10.1038/s41591-018-0244-y> PMID: 30401868.
63. Nahid P, Savic R, Phillips PPJ, editors. The CURE-TB Strategy Trial concept on stratified medicine trials in active TB. *TBScience2018*; 2018; The Hague, Netherlands.
64. Saad ED, Paoletti X, Burzykowski T, Buyse M. Precision medicine needs randomized clinical trials. *Nat Rev Clin Oncol*. 2017; 14(5):317–23. <https://doi.org/10.1038/nrclinonc.2017.8> PMID: 28169302.
65. Ford I, Norrie J. Pragmatic Trials. *N Engl J Med*. 2016; 375(5):454–63. Epub 2016/08/16. <https://doi.org/10.1056/NEJMra1510059> PMID: 27518663.
66. Roland M, Torgerson DJ. What are pragmatic trials? *BMJ*. 1998; 316(7127):285. Epub 1998/02/24. PMID: 9472515; PubMed Central PMCID: PMC2665488.
67. Loudon K, Treweek S, Sullivan F, Donnan P, Thorpe KE, Zwarenstein M. The PRECIS-2 tool: designing trials that are fit for purpose. *BMJ*. 2015; 350:h2147. <https://doi.org/10.1136/bmj.h2147> PMID: 25956159.
68. World Health Organization. The use of bedaquiline in the treatment of multidrug-resistant tuberculosis —Interim policy guidance. Geneva: World Health Organization; 2013. Available from: <https://www.who.int/tb/challenges/mdr/bedaquiline/en/>. Cited 4 March 2019.
69. World Health Organization. Rapid Communication: Key changes to treatment of multidrug- and rifampicin-resistant tuberculosis (MDR/RR-TB): World Health Organization; 2018. Available from: https://www.who.int/tb/publications/2018/rapid_communications_MDR/en/. Cited 4 March 2019.
70. Insight Start Study Group, Lundgren JD, Babiker AG, Gordin F, Emery S, Grund B, et al. Initiation of Antiretroviral Therapy in Early Asymptomatic HIV Infection. *N Engl J Med*. 2015; 373(9):795–807. Epub 2015/07/21. <https://doi.org/10.1056/NEJMoa1506816> PMID: 26192873; PubMed Central PMCID: PMC4569751.
71. Churchyard GJ, Stevens WS, Mametja LD, McCarthy KM, Chihota V, Nicol MP, et al. Xpert MTB/RIF versus sputum microscopy as the initial diagnostic test for tuberculosis: a cluster-randomised trial embedded in South African roll-out of Xpert MTB/RIF. *Lancet Glob Health*. 2015; 3(8):e450–e7. Epub 2015/07/19. [https://doi.org/10.1016/S2214-109X\(15\)00100-X](https://doi.org/10.1016/S2214-109X(15)00100-X) PMID: 26187490.
72. Schluger N, Karunakara U, Lienhardt C, Nyirenda T, Chaisson R. Building clinical trials capacity for tuberculosis drugs in high-burden countries. *PLoS Med*. 2007; 4(11):e302. Epub 2007/11/09. <https://doi.org/10.1371/journal.pmed.0040302> PMID: 17988170; PubMed Central PMCID: PMC2062480.

73. Casenghi M, Cole ST, Nathan CF. New approaches to filling the gap in tuberculosis drug discovery. *PLoS Med.* 2007; 4(11):e293. Epub 2007/11/09. <https://doi.org/10.1371/journal.pmed.0040293> PMID: [17988169](https://pubmed.ncbi.nlm.nih.gov/17988169/); PubMed Central PMCID: PMC2062479.
74. Mitnick CD, Castro KG, Harrington M, Sacks LV, Burman W. Randomized trials to optimize treatment of multidrug-resistant tuberculosis. *PLoS Med.* 2007; 4(11):e292. Epub 2007/11/09. <https://doi.org/10.1371/journal.pmed.0040292> PMID: [17988168](https://pubmed.ncbi.nlm.nih.gov/17988168/); PubMed Central PMCID: PMC2062482.
75. Rao M, Ippolito G, Mfinanga S, Ntoumi F, Yeboah-Manu D, Vilaplana C, et al. Improving treatment outcomes for MDR-TB—novel host-directed therapies and personalised medicine of the future. *Int J Infect Dis.* 2019; S1201-9712(19)30050-5. Epub 2019/01/28. <https://doi.org/10.1016/j.ijid.2019.01.039> PMID: [30685590](https://pubmed.ncbi.nlm.nih.gov/30685590/).

COLLECTION REVIEW


Designing noninferiority tuberculosis treatment trials: Identifying practical advantages for drug regimens with acceptable effectiveness

Piero L. Olliaro¹*, Michel Vaillant²

1 Centre for Tropical Medicine and Global Health, Nuffield Department of Medicine, University of Oxford, Oxford, United Kingdom, **2** Competence Center in Methodology and Statistics, Department of Population Health, Luxembourg Institute of Health, Strassen, Luxembourg

* These authors contributed equally to this work.

* piero.olliaro@ndm.ox.ac.uk



OPEN ACCESS

Citation: Olliaro PL, Vaillant M (2019) Designing noninferiority tuberculosis treatment trials: Identifying practical advantages for drug regimens with acceptable effectiveness. *PLoS Med* 16(7): e1002850. <https://doi.org/10.1371/journal.pmed.1002850>

Published: July 12, 2019

Copyright: © 2019 World Health Organization. Licensee Public Library of Science. This is an open access article distributed under the Creative Commons Attribution IGO License, which permits unrestricted use, distribution, and reproduction in any medium, provided the original work is properly cited. <http://creativecommons.org/licenses/by/3.0/igo/>. In any use of this article, there should be no suggestion that WHO endorses any specific organization, products or services. The use of the WHO logo is not permitted. This notice should be preserved along with the article's original URL.

Funding: The authors received no specific funding for this work.

Competing interests: The authors have declared that no competing interests exist.

Abbreviations: ARR, absolute risk reduction; CI, confidence interval; CONSORT, Consolidated Standards of Reporting Trials; DOT, directly observed treatment; DRTB, drug-resistant TB; DSTB, drug-sensitive TB; E, ethambutol; H, isoniazid; LL, lower limit; MDRTB, multidrug-

Summary points

- The noninferiority design is being adopted in tuberculosis treatment trials to identify regimens that may have practical advantages over current standard therapy (e.g., being shorter, easier to adhere) and thus are more efficient in real-life settings, even while accepting that they might be less effective to a certain degree.
- This margin of acceptance is called the noninferiority margin, or delta. How narrow or wide the margin should be, and how this translates into acceptable losses and desired gains, is a matter of debate.
- Noninferiority trials are trials of ‘trade-offs’, in which one has to decide what one can lose in terms of pure efficacy against what one expects to make up in terms of effectiveness, tolerability, deployability, affordability, or else when replacing an existing intervention with a new one.
- This paper is about the principles behind identifying a ‘meaningful noninferiority margin’—that is, a margin that is meaningful from a statistical, ethical, clinical, and health standpoint.
- Pragmatic approaches to expressing treatment effects using the number needed to treat (NNT), the reciprocal of the absolute risk reduction, with NNT for one patient to benefit (NNTB) and NNT for one patient to be harmed (NNTH) are useful to understand the implications of outcome definition and find a way to quantify gains and losses.
- Applying the noninferiority design to pragmatic (effectiveness) trials in addition to efficacy/safety trials would help quantify the trade-offs in real life.

resistant TB; mITT, modified intent-to-treat; NNT, number needed to treat; NNTB, NNT for one patient to benefit; NNTH, NNT for one patient to be harmed; OR, odds ratio; Pa, pretomanid; PP, per-protocol; R, rifampicin; RR, relative risk; STAND, Shortening Treatments by Advancing Novel Drugs; TB, tuberculosis; TBTC, Tuberculosis Trials Consortium; UL, upper limit; Z, pyrazinamide..

Provenance: Not commissioned; part of a Collection; externally peer reviewed.

Introduction

Identifying effective regimens for tuberculosis (TB) is challenging; trials are long between treatment and follow-up and require large sample sizes, so they take a long time to complete and are expensive. Oftentimes, they are also inconclusive. Lienhardt and Nahid [1] and Phillips and colleagues [2] call for innovation in trial design that would allow for identifying effective regimens more quickly and efficiently.

Hardly present in the medical literature before the year 2000, the noninferiority design has gained in popularity across disciplines and medical interventions in the past 2 decades. A recent paper [3] and the ensuing debate it generated [4–7] illustrate some of the controversies regarding this approach. An extension of the Consolidated Standards of Reporting Trials (CONSORT) statement covers the reporting of noninferiority trials [8], and there is regulatory guidance on the design of noninferiority trials [9, 10].

The noninferiority design is generally chosen when it is felt that a new medicine or intervention conveys benefits over the existing approved standard of care (such as better tolerability, real-life effectiveness, accessibility, or affordability), which would be enough to justify a ‘trade-off’ [4] between these advantages and an ‘acceptable’ loss of efficacy. A change in practice would be warranted if the new intervention is as effective or better (superiority would be preferred) but not if it is worse than the standard of care by a predefined noninferiority margin (also known as delta) [8]. The challenge with this design is 2-fold: (1) to identify an appropriate noninferiority margin so as to avoid retaining a harmful treatment because it has wrongly been judged noninferior [11], but also inappropriately discarding a treatment that brings a true benefit for the patient [12], and (2) to quantify how gains may offset losses.

Central to the design of these trials is therefore establishing a noninferiority margin, which should ‘preserve a minimum clinically acceptable proportion of the effect of the active treatment compared with placebo. This margin cannot be greater than the smallest effect size for the active treatment that would be expected in a placebo-controlled trial’ [13]. However, the delta should be ‘meaningful’ not just in statistical terms but also for patients and health systems on clinical, ethical [14, 15], and public health grounds.

With the noninferiority design, the null hypothesis is that treatments are different, a type I error is to wrongly accept an inferior intervention, and a type II error is to reject a noninferior intervention [8]. The statistical procedure to test noninferiority is typically a one-sided test with a 97.5% level of significance or, preferably, a two-sided test with a 95% level of significance [3, 8]. When the treatment outcome is binary (e.g., success or failure), regimens are compared by calculating either a relative risk (RR), an odds ratio (OR), or an absolute risk reduction (ARR, also known as risk difference) and then calculating the (crude or adjusted) difference in failure (or success) rates between test and control treatment and the confidence interval (CI) around it. In order for a new treatment to be deemed noninferior to the comparator standard treatment, the lower bound of the CI (in the case of the risk difference between failure rates between control and test treatment) must be within the noninferiority margin (see Fig 1).

Although opinions have shifted over the years, it is now generally agreed that conclusions should take into account the result of the analyses of both the modified intent-to-treat (mITT) and the per-protocol (PP) population and that conclusions are more robust when the results of the analyses of both sets are consistent [8, 16]. The sample size of a noninferiority trial will depend on how narrow or wide the noninferiority margin is, the level of confidence, and the power chosen.

In this paper, we consider the implications of the noninferiority design for TB treatment trials, identify specific issues, and propose practical options. In particular, we focus on the choice of the noninferiority margin and clinically relevant end points; how these can be taken into account to weigh losses versus gains; and how to link statistical, clinical, ethics, patients’, and

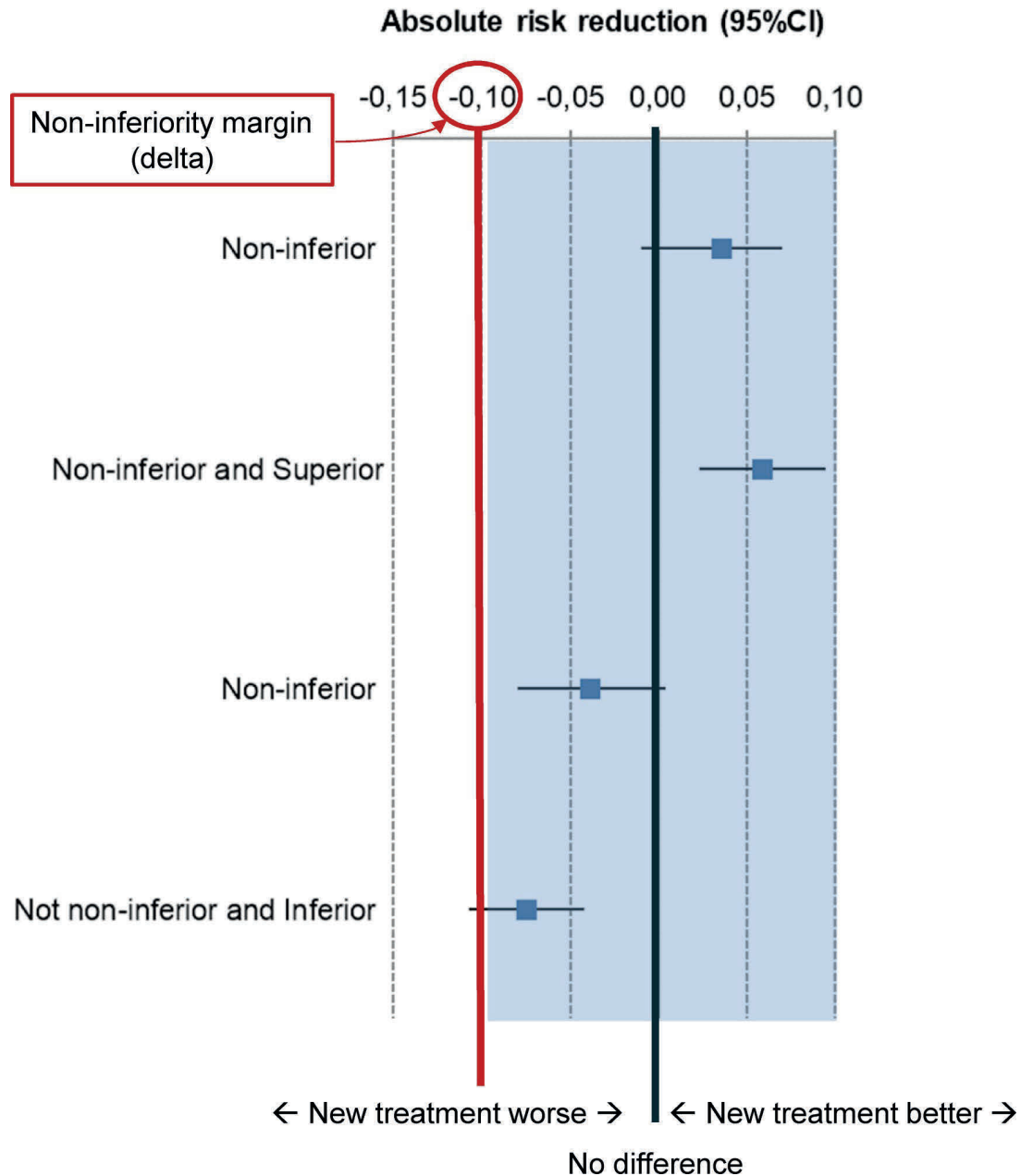


Fig 1. Interpretation of treatment differences in noninferiority trials comparing unfavourable outcomes with a new intervention versus active control. Error bars are 95% CI of treatment differences expressed as ARR. Arbitrary values are used for illustration purposes. Outcomes on the right of the 'zero' (no-difference) line favour the new treatment. Noninferiority margin set at -10%. ARR, absolute risk reduction; CI, confidence interval.

<https://doi.org/10.1371/journal.pmed.1002850.g001>

public health imperatives in a way that these studies can be designed and interpreted with a view to informing policy decisions and ultimately improving health outcomes.

Noninferiority design in TB treatment trials

The noninferiority design has been adopted in explanatory treatment trials of active TB for newly diagnosed (expectedly drug-sensitive) TB (DSTB) (five trials completed and reported

Table 1. Overview of TB noninferiority treatment trials.

Indication	Study [Reference]	Regimen	Comparator	Delta	Outcome	Note
DSTB	Jindani, 2004 [19]	8HRZE	6HRZE	5%	inferior	
DSTB	Jindani, 2004	8HRZE (weekly*)	6HRZE	5%	inferior	
DSTB	Gillespie, 2014 [17]	4HRZM	6HRZE	6%	inferior	
DSTB	Gillespie, 2014	4RZEM	6HRZE	6%	inferior	
DSTB	Jindani, 2014 [18]	4HRZM	6HRZE	6%	inferior	
DSTB	Jindani, 2014	6HRZM	6HRZE	6%	noninferior	
DSTB	Merle, 2014 [21]	4HRZG	6HRZE	6%	inferior	
DSTB_noncavitary	Johnson, 2009 [20]	4HRZE	6HRZE	5%	inferior	
DSTB noncavitary	Alipanah, 2016 [22]	4HRZM/E	6HRZE	6%	noninferior	meta-analysis
DSTB	Lienhardt, 2011 [24]	6HRZE_fixed	6HRZE_loose	4%	noninferior	
DSTB	Aseffa, 2016 [23]	6HRZE fixed	6HRZE_loose	4%	noninferior	
DSTB	TBTC Study 31	4RHE; 4RptZHE	6HRZE	6.6%	enrolling	
DSTB + DRTB	STAND	PaMZ	6HRZE	12%	active, nonrecruiting	NCT02342886
MDRTB	STREAM [25]	40–48 weeks	18–24 months	10%	noninferior	NCT02409290
MDRTB	endTB	5 arms	SOC	12%	enrolling	NCT02754765
MDRTB	PRACTECAL	2 arms	SOC	12%	enrolling	NCT02589782

* In the continuation phase.

Abbreviations: DRTB, drug-resistant TB; DSTB, drug-sensitive TB; E, ethambutol; G, gatifloxacin; H, isoniazid; M, moxifloxacin; MDRTB, multidrug-resistant TB; Pa, pretomanid; R, rifampicin; Rpt, rifapentine; SOC, standard of care; STAND, Shortening Treatments by Advancing Novel Drugs; TB, tuberculosis; TBTC, Tuberculosis Trials Consortium; Z, pyrazinamide.

<https://doi.org/10.1371/journal.pmed.1002850.t001>

[17–21] and one systematic review [22]) and three for drug-resistant TB [DRTB] [23–25]. In these trials, the noninferiority margin ranged from 4% to 12% and is wider for multidrug-resistant TB (MDRTB) than DSTB (see Table 1).

The standard treatment for newly diagnosed DSTB is a 6 month regimen made of a 2 month, four-drug intensive phase with daily isoniazid (H), rifampicin (R), pyrazinamide (Z), and ethambutol (E), followed by a 4 month, two-drug phase with H and R (4HRZE/2HR) [26]. This regimen is generally very effective if adhered to but is usually less so in routine practice, in which compliance is lower than in trial conditions; its performance varies even across clinical studies, also depending on trial methodology [27], including the type of culture used (solid versus liquid media), the population analysed (PP versus mITT) and the efficacy end points adopted—the latter being particularly relevant here, and it will be further discussed in this paper.

The current standard WHO-recommended ‘conventional’ regimen for MDRTB requires 18–20 months [28] with an (up to) 8 month intensive phase with four or more second-line drugs followed by a 12 month (or more) continuation phase with three or more second-line drugs. A shorter regimen of 9–12 months may be used in patients with R-resistant TB or MDRTB who were not previously treated with second-line drugs and in whom resistance to fluoroquinolones and second-line injectable agents was excluded or is considered highly unlikely [29]. Patient retention with such long, cumbersome, and potentially toxic regimens is a major challenge [30].

Of the trials listed in Table 1, so far, noninferiority has been demonstrated in DSTB in the following cases: a 6 month fluoroquinolone-substitution regimen delivered intermittently in the continuation phase including rifapentin versus standard 6 month daily regimen [18] (noninferiority margin 6%); fixed-dose versus loose (separately formulated drugs) combination [23, 24] (noninferiority margin 4%); and a 4 month fluoroquinolone-substitution regimen (with either gatifloxacin or moxifloxacin) versus a standard 6 month regimen in a meta-

analysis of noncavitary TB (noninferiority margin 6%) [22]. Of the studies in DRTB, a 9–11 month regimen proved noninferior to the standard 20 month regimen [25].

Nunn and colleagues [31] illustrate a procedure to adopt when estimating the margin of noninferiority and the issues related to using the PP or mITT populations and dealing with missing data. Critical in this calculation is the choice of the trial end point, which in Nunn and colleagues is the relapse rates, assuming an insignificant number of primary on-treatment failures. Nunn and colleagues expect the relapse with current standard regimen in trial conditions to be 5%, which is broadly consistent with the findings of a trial by Jindani and colleagues [19] and a Cochrane systematic review [32] in which the relapse rate of reference regimens given for 4.5–12 months was 3.2 (95% CI 2.5%–4%). Using early TB trial data, Nunn and colleagues concluded that, when shortening the treatment from 6 to 4 months (a one-third reduction in duration), the expected difference in relapse rate would be 9%–10% with the current standard regimen for DSTB.

Noninferiority trials of DSTB so far have used noninferiority margins ranging from 4% to 6.6% (mostly 6%) (Table 1) and, instead of relapse rates, a composite end point ('unfavourable outcome', including primary failure during treatment, relapse during follow-up, and death) [17–19, 21]. In these trials, the overall rate of unfavourable outcomes at an 18 month follow-up with the standard regimen ranged from about 13% [21] to 20% [20].

A 4-percentage-point shift from a 6% to a 10% margin (see Fig 2) would mean that one of the fluoroquinolone-substitution regimens would have been deemed noninferior had the larger delta been adopted [21].

'Meaningful' noninferiority margin

This example further illustrates how critical it is to establish a noninferiority margin that is 'meaningful' statistically, clinically, and programmatically and is ethically acceptable. But how can the results of a trial be made to speak to clinicians and policy makers?

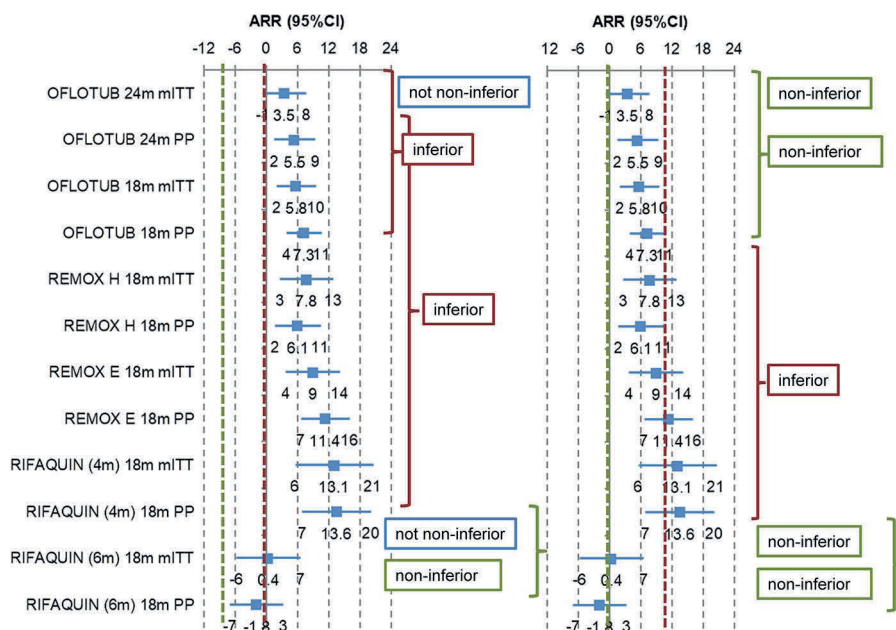


Fig 2. Unfavourable treatment outcome with fluoroquinolone-substitution regimens versus standard regimen for DSTB expressed as ARR with 95% CIs interpreted against a 6% (predetermined) and a 10% (post hoc) noninferiority margin. 18m, 18 month follow-up from treatment start; 24m, 24 month follow-up after treatment end; ARR, absolute risk reduction; CI, confidence interval; DSTB, drug-sensitive tuberculosis; mITT, modified intent-to-treat set; PP, per-protocol set.

<https://doi.org/10.1371/journal.pmed.1002850.g002>

We propose to translate the ARR into number needed to treat (NNT). Although objections have been raised to the use of NNTs [33, 34], and despite some statistical limitations, the NNT conveys a message that is easier for clinicians and policy makers to understand when it comes to quantifying the trade-offs between two interventions [35, 36]. We also support the use of the terms NNT for one patient to benefit (NNTB) and NNT for one patient to be harmed (NNTH) with the test regimen when compared with the control regimen, as proposed by Altman [37].

The NNT is easy to calculate: it is the reciprocal of the ARR ($NNT = 1 / ARR$); similarly, the CI is calculated by inverting and exchanging the upper limit (UL) and lower limit (LL) of the CI for ARR [$1 / UL (ARR)$, $1 / LL (ARR)$]. However, complications arise when there is no difference between treatments because, when the ARR is zero, the NNT is infinite, and the CI of the NNT will comprise infinity, thus violating the continuity between the CI limits. The classical Wald's CIs suffers from a series of limitations (see, for instance, Newcombe [38]), and alternatives have been proposed, such as Cook and Sacket's [39]—which we use for our calculations in this paper—Schultz and Mancini's [40], and Wilson scores [41]. We use here the NNT scale proposed by Altman [37] (Fig 3, Table 2).

Example 1: fluoroquinolone-substitution trials in DSTB. In the OFLOTUB trial [21], if we take the 18 month follow-up unfavourable outcome end point with the 4 month gatifloxacin-containing regimen versus standard treatment, the ARR (95% CI) is -6.4% (-10.2% to -2.4%) on the PP population analysis and -7.4% (-10.7% to -4.2%) on the mITT population—thus, this regimen is not noninferior and is inferior, respectively, to the standard regimen, as all confidence limits sit on one side of the no-difference line. This translates into an NNTH ranging from 41 to 9 between the two analysis populations, which means that a one-third reduction in treatment duration will cause one more patient to fail (compared with the standard 6 month regimen) between every 41 (best case) and 9 (worse case) patients treated.

By contrast, with a 6 month moxifloxacin regimen with rifapentin given intermittently in the continuation phase (the RIFAQUIN trial [18]), the confidence limits stretch across the no-difference line, and the NNT includes infinity (e.g., NNTB 25 to infinity to NNTH 42 in the mITT analysis). This means that with this regimen, an NNTB better than 25 is unlikely (i.e., that in order to obtain one more success over standard treatment, one would need to treat at least 25 participants). At the same time, an NNTH worse than 42 is also unlikely (i.e., that for one more patient to be harmed, at least 42 will have to be treated).

Example 2: STREAM trial in MDRTB [23]. This trial compared a shorter (9–11 month) regimen to the 'classical' 20 month regimen with a 10% noninferiority margin. The failure rates in the test and control arms in the mITT population ($n = 253$ and 130 , respectively) were 21.2% versus 20.2% , with an unadjusted ARR for failure between control and test treatment of -1% (95% CI 7.5% to -9.5%). This translates into NNT -100 (NNTB 13 to infinity to NNTH 11), which means that an NNTB better than 13 and an NNTH worse than 11 are unlikely. Similar conclusions are derived from the PP set: ARR (95% CI) 0.7 (10.5 to -9.1) for NNT (95% CI) 143 (NNTB 7 to infinity to NNTH 11).

Composite versus individual study end points

Using a composite end point is practical (as it summarises findings into a single message), but we must be aware of two potential issues.

One is that, as mentioned earlier, changing from 'relapse' to 'unfavourable outcome' (generally including primary failure, relapse, and death) inflates the failure rate and has effects on the power and sample size calculation of the study. For instance, a change from 5% to approximately 10%–15% failure rate (depending on the population analysed) means that the required sample size

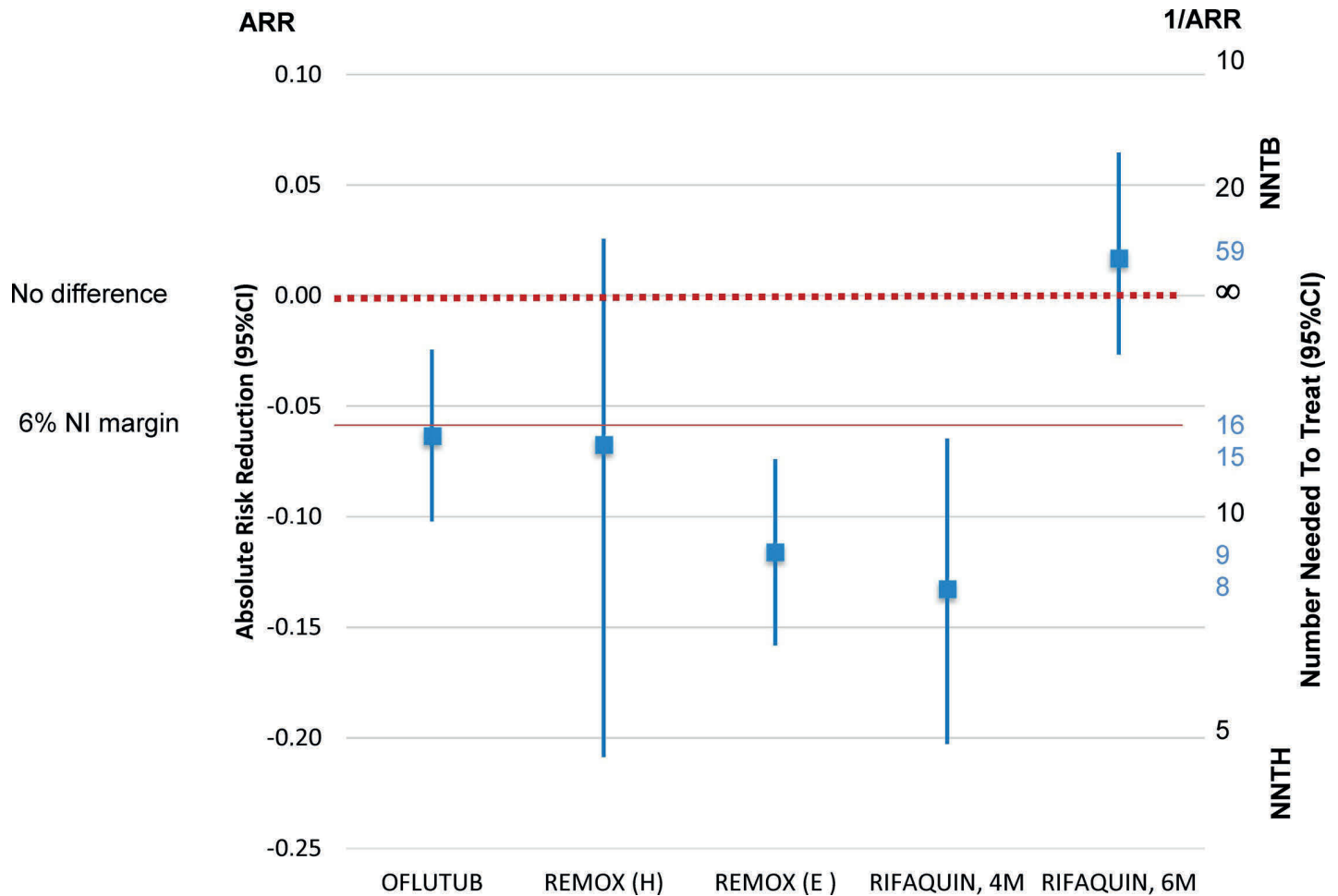


Fig 3. Fluoroquinolone-substitution trials in DSTB: 18 month rates of unfavourable outcome in the mITT population expressed as ARR between test versus control regimen and corresponding number needed to treat. ARR, absolute risk reduction; CI, confidence interval; DSTB, drug-sensitive tuberculosis; E, ethambutol; H, isoniazid; mITT, modified intent-to-treat; NI, noninferior; NNTB, number needed to treat for one patient to benefit; NNTH, number needed to treat for one patient to be harmed.

<https://doi.org/10.1371/journal.pmed.1002850.g003>

could double or triple; for a noninferiority margin set at 6%, the sample size would increase by 1.8%–2.6%, 1.9%–2.8%, 2.1%–3.1%, and 2.3%–3.5% for risk differences from 1% to 4%, respectively. An example of implications for sample size calculation is presented in Fig 4.

Table 2. NNTs with Cook and Sacket’s 95% CIs based on 18 month unfavourable outcome with fluoroquinolone-substituted regimens versus standard TB regimen in the PP and mITT populations.

Clinical trial	PP	mITT
OFLOTUB	NNTH = 16 (41–10)	NNTH = 13 (24–9)
REMOX (H)	NNTH = 15 (NNTH 5 to ∞ to 39)	NNTH = 17 (NNTH 6 to ∞ to 47)
REMOX (E)	NNTH = 9 (14–6)	NNTH = 11 (16–8)
RIFAQUIN, 4M	NNTH = 8 (15–5)	NNTH = 9 (19–6)
RIFAQUIN, 6M	NNTB = 59 (NNTB 17 to ∞ to NNTH 40)	NNTB = 120 (NNTB 25 to ∞ to NNTH 42)

Abbreviations: CI, confidence interval; E, ethambutol; H, isoniazid; mITT, modified intent-to-treat population; NNT, number needed to treat; NNTB, NNT for one patient to benefit; NNTH, NNT for one patient to be harmed; PP, per-protocol; TB, tuberculosis.

<https://doi.org/10.1371/journal.pmed.1002850.t002>

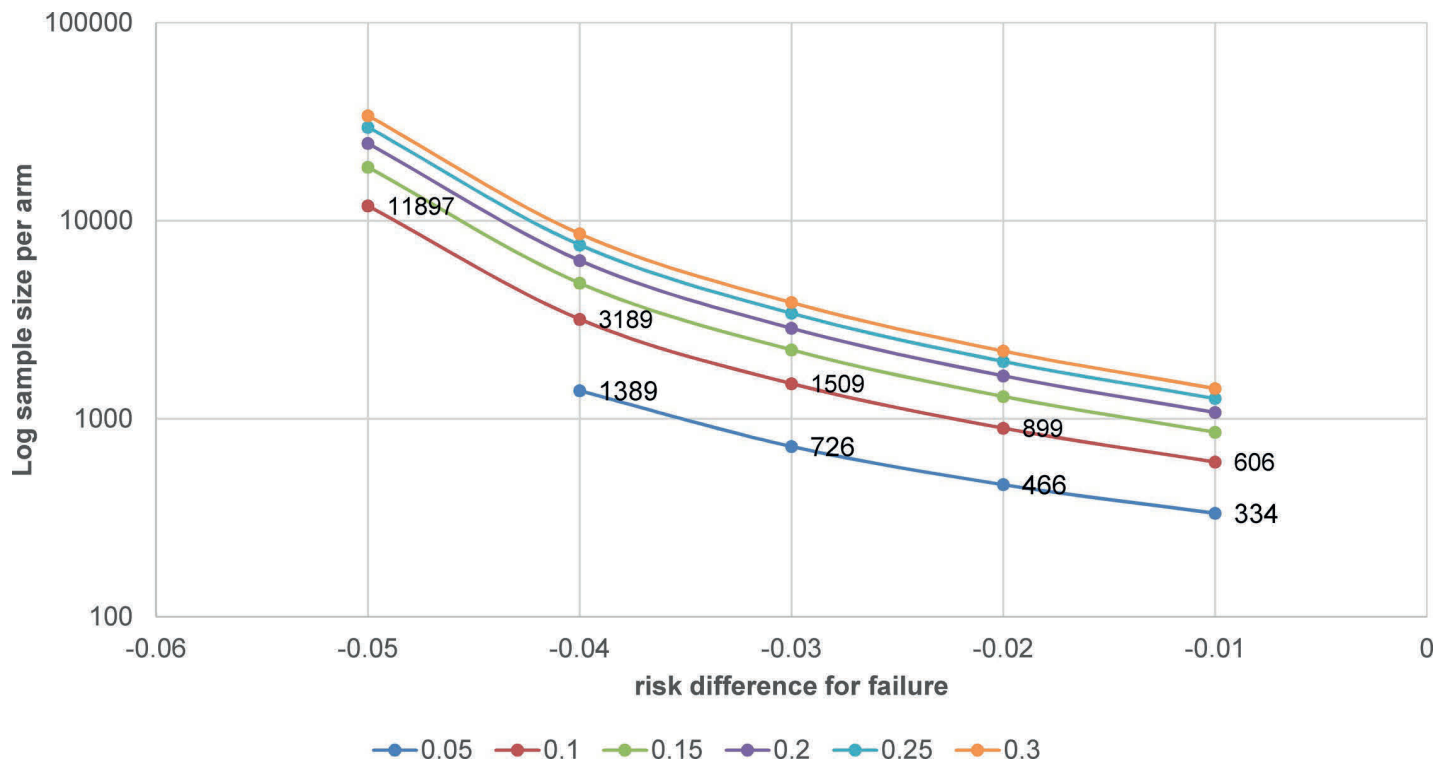


Fig 4. Example of sample size calculation with 1:1 allocation for noninferiority trial with noninferiority margin = 6%, failure rates in the control arm ranging from 5% to 30% (solid lines), and risk difference for failure between control and test treatment ranging from 1% to 5% (x-axis). The sample size was calculated with a one-sided chi-squared test for comparison of two groups by specifying the delta, the reference proportion, and the expected difference. The test statistic is assumed to have a null distribution of $N(0,1)$. A description of the underlying calculations can be found in Julious and Owen [42].

<https://doi.org/10.1371/journal.pmed.1002850.g004>

The other complication with a composite end point is that there might be discordant results within its individual components. An illustrative example can be found in the OFLOTUB trial (Fig 5) [21].

The primary efficacy end point was a composite unfavourable outcome including on-treatment events (failure, death, other adverse event, drop-out, and withdrawal) plus posttreatment recurrence by month 24 on the mITT population. This gives an unadjusted ARR (95% CI) of -3.8% (0.4% to -8%). However, when one looks at these two components separately, the short regimen is significantly better than the standard treatment for on-treatment outcomes (ARR [95% CI] 3.6% [0.7% – 6.6%]) but significantly worse for relapse (-7.5% [-4.2% to -10.7%]); at the same time, it has also significantly fewer posttreatment losses to follow-up (5.9% [2.4% – 9.5%]).

It is therefore prudent to dissect composite end points in order to verify that the individual components do not have conflicting implications for regimen effectiveness [3]. Analysing the granularity of the results is important also for practical reasons. We must know what we have to watch out for when it comes to decide what type of losses we are prepared to accept in terms of efficacy. Type and timing of failure is of paramount importance. Patient retention is a challenge, especially after treatment is completed; long-term posttreatment follow-up is required in TB to make sure the patient does not relapse. For instance, in Jindani and colleagues [19], in the 6 month standard therapy group, there were three times as many patients lost because they did not report to a posttreatment follow-up visit as those not reporting while on treatment for DSTB (12% versus 4%). Primary (on-treatment) failures are easier to detect, especially in clinical trials and in routine practice when treatment is supervised; posttreatment relapses may be

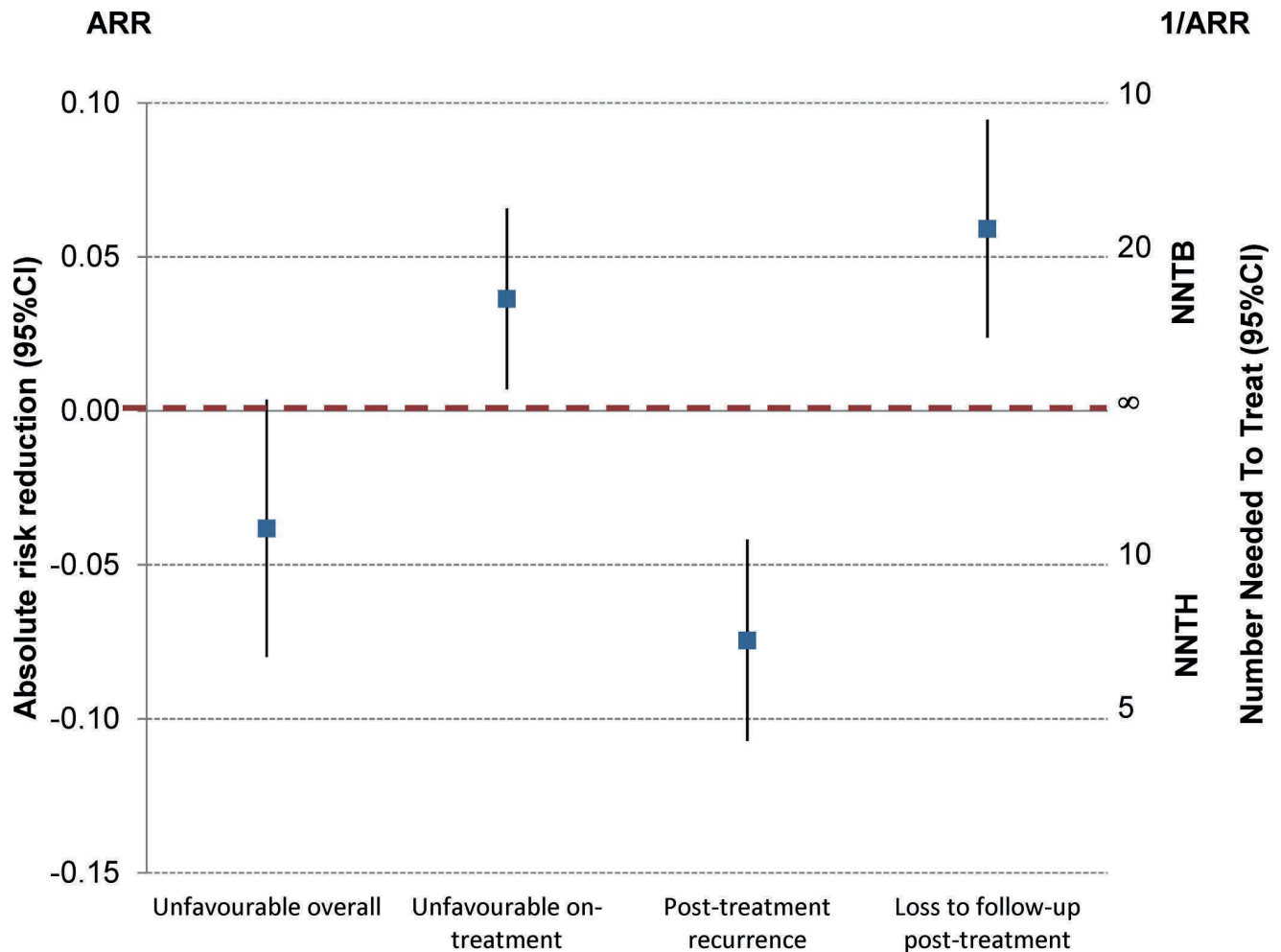


Fig 5. Composite outcome versus on- and posttreatment outcomes—OFLOTUB trial [21]. ARR, absolute risk reduction; CI, confidence interval; NNTB, number needed to treat for one patient to benefit; NNTH, number needed to treat for one patient to be harmed.

<https://doi.org/10.1371/journal.pmed.1002850.g005>

more challenging, as patients are generally less compliant with follow-up visits, at least for as long as they are not unwell.

Trading gains for losses

Now the question is, Using the previously mentioned examples, how would stakeholders (national TB programme managers, caregivers, patients) weigh losses and gains?

In the case of a one-third reduction of treatment for DSTB given under directly observed treatments (DOTs), what would be the practical gains for the health system (e.g., more time for patient visits, reduced costs, increased efficiency) versus having to deal with one more failure every 10 rather than 40 cases? Would the advantages of a shortened treatment and faster resolution, along with the smaller reduction in wages for the patients, outweigh the disadvantages of excess relapses? Can a national TB programme gear up for actively and systematically following up with patients in order to identify and deal with relapses promptly?

Another example for DSTB: How would health providers and patients value a regimen that is given for the same total duration but weekly (instead of daily) in the 4 month continuation

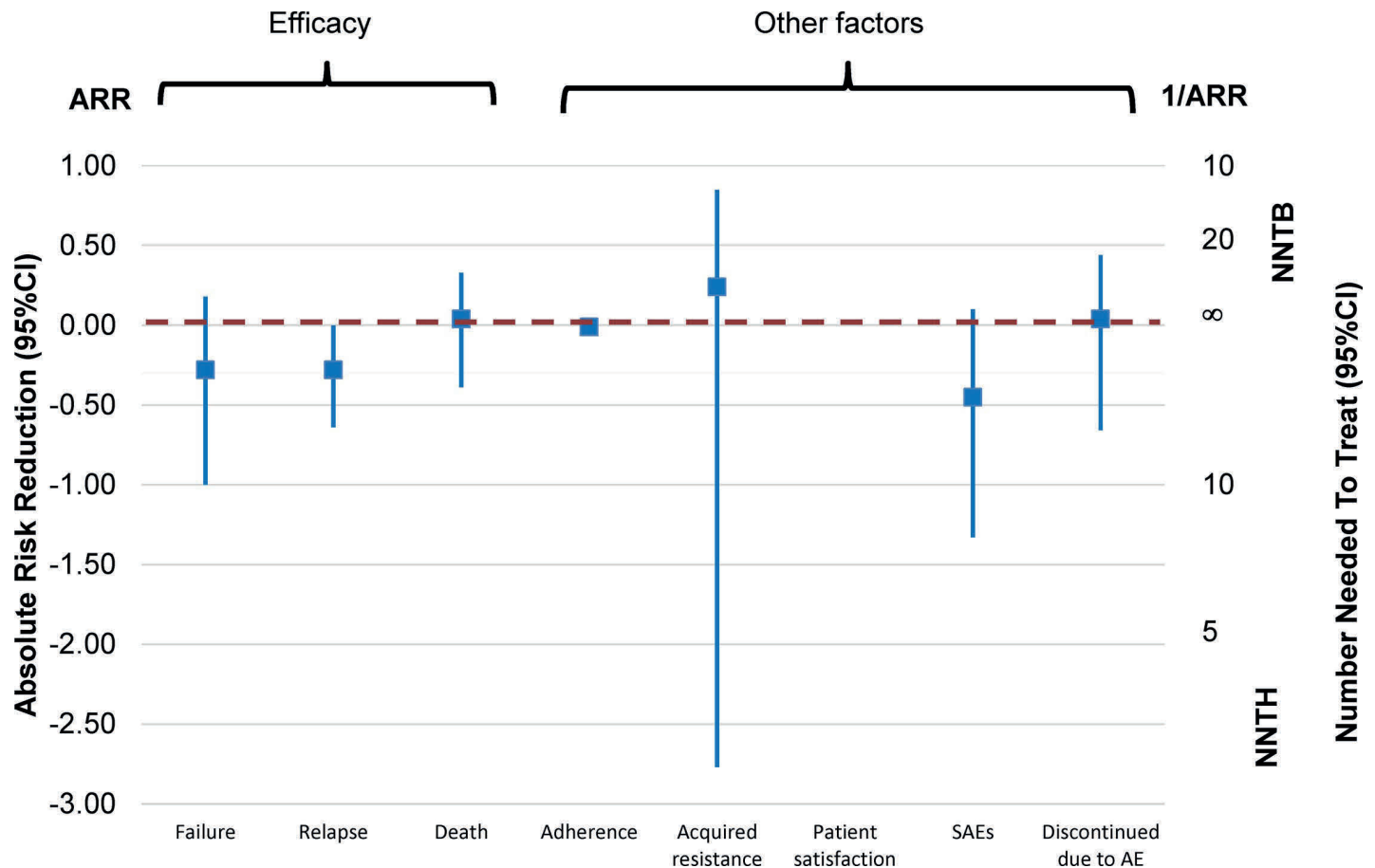


Fig 6. Plotting efficacy outcomes and examples of other relevant factors contributing to weigh gains and losses—Cochrane systematic review and meta-analysis of fixed-dose versus loose combinations [43]. AE, adverse event; ARR, absolute risk reduction; CI, confidence interval; NNTB, number needed to treat for one patient to benefit; NNTH, number needed to treat for one patient to be harmed; SAE, serious adverse event.

<https://doi.org/10.1371/journal.pmed.1002850.g006>

phase [18] when this regimen is estimated to be producing a benefit every approximately 20 treatments or one more failure every approximately 40?

Similarly, for MDRTB, when a patient is now on treatment for 1.5–2 years, how would they value a regimen that is half as long and might either produce a benefit every 7–13 patients treated or one more failure every 11? The gains here may, however, be offset by the need for drug sensitivity testing and by the toxicity of injectable aminoglycosides used in these shorter regimens, at least until evidence is gained on replacing them with safer drugs [28], or by a higher risk of selecting for drug-resistant bacteria.

Where would one draw the line? Information is required on a number of variables which, together, can help quantify gains and losses and thus inform both study design and treatment policy decisions. These cover a range of outcomes—not just efficacy and safety but also patient’s preferences and satisfaction, quality of life, healthcare provider’s preferences and performance, emergence of drug resistance, etc., which are rarely collected in clinical trials. Fig 6 (derived from the Cochrane systematic review of fixed-dose versus loose combination treatment [43]) offers an example of some of the criteria which could be used to compare gains and losses (limited information was collected on patient’s satisfaction, so this could not be plotted).

Together with key stakeholders, we need to identify the critical questions and score the answers in order to inform both study design (and identify a ‘meaningful noninferiority

margin' in case of a noninferiority trial) and policy and practice (how to take advantage of the benefits and how to handle the potential problems).

Traditionally, we tend to derive this information from explanatory ('phase 3') trials. However, they suffer from an inherent limitation in this regard, in that they typically seek to measure the efficacy (and safety) gains introduced by a new intervention by minimising confounders and standardising eligibility criteria—the very elements we are interested in to decide on the trade-offs. Instead, in order better to quantify gains and losses of a new treatment and its associated effects, it would be useful to apply the noninferiority design also to pragmatic (effectiveness) trials, analysed on the (m)ITT (as well as PP) population.

Conclusions

Though it has been wrongly used to justify 'me-too' medicines, the noninferiority design is having a growing place in diseases like TB, which require treatments that are long and cumbersome for patients and health systems alike, and where attributes like adherence, user-friendliness, and tolerability are critical to real-life effectiveness. Although the noninferiority design may be applied to treatment trials in both DSTB and DRTB against the current standard of care, this does not take away the responsibility for finding both more effective and easier-to-comply regimens, especially for DRTB.

This design responds to the need for a planned trade-off between what we think we can afford to lose in terms of efficacy against what we expect to gain in terms of safety, effectiveness, ease of use, costs, etc. It is generally applied when a net gain in efficacy cannot realistically be shown within the conditions of a typical trial, though a superiority test can be applied if noninferiority is demonstrated. However, more work is required to develop end points for TB treatment trials, which will identify regimens that better serve the needs of patients as well as country TB programmes and health providers. Also, using the noninferiority design in pragmatic trials would provide useful information.

The noninferiority margin is a central element in study design and interpretation. Identifying and weighing the appropriate parameters for gains and losses is crucial towards defining a 'meaningful' noninferiority margin.

Acknowledgments

PLO was also a staff member of the UNICEF/UNDP/World Bank/WHO Special Programme on Research and Training in Tropical Diseases (TDR), World Health Organization, Geneva, Switzerland, at the time of the writing of this paper. MV is a staff member of LIH.

The opinions expressed are those of the authors and do not necessarily represent the views and opinions of their employers.

References

1. Lienhardt C, Nahid P. Advances in clinical trial design for development of new TB treatments: A call for innovation. *PLoS Med.* 2019; 16(3):e1002769. Epub 2019/03/23. <https://doi.org/10.1371/journal.pmed.1002769> PMID: 30901322; PubMed Central PMCID: PMC6430361.
2. Phillips PPJ, Mitnick CD, Neaton JD, Nahid P, Lienhardt C, Nunn AJ. Keeping phase III tuberculosis trials relevant: Adapting to a rapidly changing landscape. *PLoS Med.* 2019; 16(3):e1002767. Epub 2019/03/23. <https://doi.org/10.1371/journal.pmed.1002767> PMID: 30901331; PubMed Central PMCID: PMC6430373.
3. Mauri L, D'Agostino RB Sr. Challenges in the Design and Interpretation of Noninferiority Trials. *N Engl J Med.* 2017; 377(14):1357–67. Epub 2017/10/05. <https://doi.org/10.1056/NEJMra1510063> PMID: 28976859.

4. Doshi P, Spence O, Powers JH, III. Noninferiority Trials. *N Engl J Med*. 2018; 378(3):304. Epub 2018/01/19. <https://doi.org/10.1056/NEJMc1714668> PMID: 29345881.
5. Garattini S, Bertele V. Noninferiority Trials. *N Engl J Med*. 2018; 378(3):303. Epub 2018/01/19. <https://doi.org/10.1056/NEJMc1714668> PMID: 29345450.
6. Lange S. Noninferiority Trials. *N Engl J Med*. 2018; 378(3):303. Epub 2018/01/19. <https://doi.org/10.1056/NEJMc1714668> PMID: 29345452.
7. Mauri L, D'Agostino RB Sr. Noninferiority Trials. *N Engl J Med*. 2018; 378(3):304–5. Epub 2018/01/18. <https://doi.org/10.1056/NEJMc1714668> PMID: 29342382.
8. Piaggio G, Elbourne DR, Pocock SJ, Evans SJ, Altman DG, Group C. Reporting of noninferiority and equivalence randomized trials: extension of the CONSORT 2010 statement. *JAMA*. 2012; 308(24):2594–604. Epub 2012/12/27. <https://doi.org/10.1001/jama.2012.87802> PMID: 23268518.
9. European Medicines Agency (EMA). Guideline on the choice of the non-inferiority margin, EMEA/CPMP/EWP/2158/99 (2004). Amsterdam, the Netherlands: EMA; [cited 2019 Jun 20] 2005. Available from: https://www.ema.europa.eu/documents/scientific-guideline/guideline-choice-non-inferiority-margin_en.pdf.
10. U.S. Department of Health and Human Services Food and Drug Administration. Non-Inferiority Clinical Trials to Establish Effectiveness (Guidance for Industry), (2016). Rockville, MD: Food and Drug Administration; 2016 [cited 2019 Jun 20]. Available from: <https://www.fda.gov/downloads/Drugs/GuidanceComplianceRegulatoryInformation/Guidances/UCM202140.pdf>.
11. Everson-Stewart S, Emerson SS. Bio-creep in non-inferiority clinical trials. *Stat Med*. 2010; 29(27):2769–80. Epub 2010/09/03. <https://doi.org/10.1002/sim.4053> PMID: 20809482.
12. Snapinn SM. Noninferiority trials. *Curr Control Trials Cardiovasc Med*. 2000; 1(1):19–21. Epub 2001/11/21. <https://doi.org/10.1186/cvm-1-1-019> PMID: 11714400; PubMed Central PMCID: PMC59590.
13. D'Agostino RB Sr., Massaro JM, Sullivan LM. Non-inferiority trials: design concepts and issues—the encounters of academic consultants in statistics. *Stat Med*. 2003; 22(2):169–86. Epub 2003/01/10. <https://doi.org/10.1002/sim.1425> PMID: 12520555.
14. Garattini S, Bertele V. Non-inferiority trials are unethical because they disregard patients' interests. *Lancet*. 2007; 370(9602):1875–7. Epub 2007/10/26. [https://doi.org/10.1016/S0140-6736\(07\)61604-3](https://doi.org/10.1016/S0140-6736(07)61604-3) PMID: 17959239.
15. Soliman EZ. The ethics of non-inferiority trials. *Lancet*. 2008; 371(9616):895; author reply 6–7. Epub 2008/03/18. [https://doi.org/10.1016/S0140-6736\(08\)60406-7](https://doi.org/10.1016/S0140-6736(08)60406-7) PMID: 18342675.
16. European Medicines Agency (EMA). Points to consider on switching between superiority and noninferiority, CPMP/EWP/482/99 (2000). Amsterdam, the Netherlands: EMA; 2000 [cited 2019 Jun 20]. Available from: https://www.ema.europa.eu/documents/scientific-guideline/points-consider-switching-between-superiority-noninferiority_en.pdf.
17. Gillespie SH, Crook AM, McHugh TD, Mendel CM, Meredith SK, Murray SR, et al. Four-month moxifloxacin-based regimens for drug-sensitive tuberculosis. *N Engl J Med*. 2014; 371(17):1577–87. Epub 2014/09/10. <https://doi.org/10.1056/NEJMoa1407426> PMID: 25196020; PubMed Central PMCID: PMC4277680.
18. Jindani A, Harrison TS, Nunn AJ, Phillips PP, Churchyard GJ, Charalambous S, et al. High-dose rifampentine with moxifloxacin for pulmonary tuberculosis. *N Engl J Med*. 2014; 371(17):1599–608. Epub 2014/10/23. <https://doi.org/10.1056/NEJMoa1314210> PMID: 25337749; PubMed Central PMCID: PMC4233406.
19. Jindani A, Nunn AJ, Enarson DA. Two 8-month regimens of chemotherapy for treatment of newly diagnosed pulmonary tuberculosis: international multicentre randomised trial. *Lancet*. 2004; 364(9441):1244–51. Epub 2004/10/07. [https://doi.org/10.1016/S0140-6736\(04\)17141-9](https://doi.org/10.1016/S0140-6736(04)17141-9) PMID: 15464185.
20. Johnson JL, Hadad DJ, Dietze R, Maciel EL, Sewali B, Gitta P, et al. Shortening treatment in adults with noncavitary tuberculosis and 2-month culture conversion. *Am J Respir Crit Care Med*. 2009; 180(6):558–63. Epub 2009/06/23. <https://doi.org/10.1164/rccm.200904-0536OC> PMID: 19542476; PubMed Central PMCID: PMC2742745.
21. Merle CS, Fielding K, Sow OB, Gninafon M, Lo MB, Mthiyane T, et al. A four-month gatifloxacin-containing regimen for treating tuberculosis. *N Engl J Med*. 2014; 371(17):1588–98. Epub 2014/10/23. <https://doi.org/10.1056/NEJMoa1315817> PMID: 25337748.
22. Alipanah N, Cattamanchi A, Menzies R, Hopewell PC, Chaisson RE, Nahid P. Treatment of non-cavitary pulmonary tuberculosis with shortened fluoroquinolone-based regimens: a meta-analysis. *Int J Tuberc Lung Dis*. 2016; 20(11):1522–8. Epub 2016/10/26. <https://doi.org/10.5588/ijtld.16.0217> PMID: 27776595.
23. Aseffa A, Chukwu JN, Vahedi M, Aguwa EN, Bedru A, Mebrahtu T, et al. Efficacy and Safety of 'Fixed Dose' versus 'Loose' Drug Regimens for Treatment of Pulmonary Tuberculosis in Two High TB-Burden

- African Countries: A Randomized Controlled Trial. *PLoS ONE*. 2016; 11(6):e0157434. Epub 2016/06/21. <https://doi.org/10.1371/journal.pone.0157434> PMID: 27322164; PubMed Central PMCID: PMC4913909.
24. Lienhardt C, Cook SV, Burgos M, Yorke-Edwards V, Rigouts L, Anyo G, et al. Efficacy and safety of a 4-drug fixed-dose combination regimen compared with separate drugs for treatment of pulmonary tuberculosis: the Study C randomized controlled trial. *JAMA*. 2011; 305(14):1415–23. Epub 2011/04/14. <https://doi.org/10.1001/jama.2011.436> PMID: 21486974.
 25. Nunn AJ, Phillips PPJ, Meredith SK, Chiang CY, Conrad F, Dalai D, et al. A Trial of a Shorter Regimen for Rifampin-Resistant Tuberculosis. *N Engl J Med*. 2019; 380(13):1201–13. Epub 2019/03/14. <https://doi.org/10.1056/NEJMoa1811867> PMID: 30865791.
 26. World Health Organization (WHO). Guidelines for treatment of drug-susceptible tuberculosis and patient care, (2017). Geneva, Switzerland: WHO; 2017 [cited 2019 Jun 20]. Available from: <http://apps.who.int/iris/bitstream/handle/10665/255052/9789241550000-eng.pdf>.
 27. Bonnett LJ, Ken-Dror G, Davies GR. Quality of reporting of outcomes in phase III studies of pulmonary tuberculosis: a systematic review. *Trials*. 2018; 19(1):134. Epub 2018/02/23. <https://doi.org/10.1186/s13063-018-2522-x> PMID: 29467027; PubMed Central PMCID: PMC5822642.
 28. World Health Organization (WHO). Rapid Communication: Key changes to treatment of multidrug- and rifampicin-resistant tuberculosis (MDR/RR-TB), WHO/CDS/TB/2018.18 (2018). Geneva, Switzerland: WHO; 2017. Available from: http://www.who.int/tb/publications/2018/WHO_RapidCommunicationMDRTB.pdf.
 29. World Health Organization (WHO). Treatment guidelines for drug-resistant tuberculosis (update), (2016). Geneva, Switzerland: WHO; 2017 [cited 2019 Jun 20]. Available from: <http://apps.who.int/iris/bitstream/handle/10665/250125/9789241549639-eng.pdf>.
 30. Law S, Daftary A, O'Donnell M, Padayatchi N, Calzavara L, Menzies D. Interventions to improve retention-in-care and treatment adherence among patients with drug-resistant tuberculosis: a systematic review. *Eur Respir J*. 2019; 53(1). Epub 2018/10/13. <https://doi.org/10.1183/13993003.01030-2018> PMID: 30309972.
 31. Nunn AJ, Phillips PP, Gillespie SH. Design issues in pivotal drug trials for drug sensitive tuberculosis (TB). *Tuberculosis (Edinb)*. 2008;88 Suppl 1:S85-92. Epub 2008/10/10. [https://doi.org/10.1016/S1472-9792\(08\)70039-8](https://doi.org/10.1016/S1472-9792(08)70039-8) PMID: 18762156.
 32. Gelband H. Regimens of less than six months for treating tuberculosis. *Cochrane Database Syst Rev*. 2000;(2):CD001362. Epub 2000/05/05. <https://doi.org/10.1002/14651858.CD001362> PMID: 10796641; PubMed Central PMCID: PMC6532732.
 33. Hutton JL. Number needed to treat: properties and problems. 2000; 163(3):381–402. <https://doi.org/10.1111/1467-985x.00175>
 34. Hutton JL. Number needed to treat and number needed to harm are not the best way to report and assess the results of randomised clinical trials. *Br J Haematol*. 2009; 146(1):27–30. Epub 2009/05/15. <https://doi.org/10.1111/j.1365-2141.2009.07707.x> PMID: 19438480.
 35. Altman DG, Deeks JJ. Comments to the paper by Hutton. *J R Statist Soc A*. 2000; 163(3):415–6.
 36. Lesaffre E, Boon P, Pledger GW. The Value of the Number-Needed-to-Treat Method in Antiepileptic Drug Trials. 2000; 41(4):440–6. <https://doi.org/10.1111/j.1528-1157.2000.tb00186.x> PMID: 10756410
 37. Altman DG. Confidence intervals for the number needed to treat. *BMJ*. 1998; 317(7168):1309–12. Epub 1998/11/07. <https://doi.org/10.1136/bmj.317.7168.1309> PMID: 9804726; PubMed Central PMCID: PMC1114210.
 38. Newcombe RG. Interval estimation for the difference between independent proportions: comparison of eleven methods. *Stat Med*. 1998; 17(8):873–90. Epub 1998/05/22. PMID: 9595617.
 39. Cook RJ, Sackett DL. The number needed to treat: a clinically useful measure of treatment effect. *BMJ*. 1995; 310(6977):452–4. Epub 1995/02/18. <https://doi.org/10.1136/bmj.310.6977.452> PMID: 7873954; PubMed Central PMCID: PMC2548824.
 40. Schulzer M, Mancini GB. 'Unqualified success' and 'unmitigated failure': number-needed-to-treat-related concepts for assessing treatment efficacy in the presence of treatment-induced adverse events. *Int J Epidemiol*. 1996; 25(4):704–12. Epub 1996/08/01. <https://doi.org/10.1093/ije/25.4.704> PMID: 8921446.
 41. Wilson EB. Probable Inference, the Law of Succession, and Statistical Inference. *Journal of the American Statistical Association*. 1927; 22(158):209–12. <https://doi.org/10.2307/2276774>
 42. Julious SA, Owen RJ. A comparison of methods for sample size estimation for noninferiority studies with binary outcomes. 2011; 20(6):595–612. <https://doi.org/10.1177/0962280210378945> PMID: 20889572.

43. Gallardo CR, Rigau Comas D, Valderrama Rodriguez A, Roque i Figuls M, Parker LA, Cayla J, et al. Fixed-dose combinations of drugs versus single-drug formulations for treating pulmonary tuberculosis. *Cochrane Database Syst Rev.* 2016;(5):CD009913. Epub 2016/05/18. <https://doi.org/10.1002/14651858.CD009913.pub2> PMID: [27186634](https://pubmed.ncbi.nlm.nih.gov/27186634/); PubMed Central PMCID: [PMC4916937](https://pubmed.ncbi.nlm.nih.gov/PMC4916937/).


COLLECTION REVIEW

The importance of adherence in tuberculosis treatment clinical trials and its relevance in explanatory and pragmatic trials

Andrew Vernon^{1*}, Katherine Fielding^{2,3}, Rada Savic⁴, Lori Dodd⁵, Payam Nahid⁶

1 Clinical Research Branch, Division of TB Elimination, NCHHSTP, US Centers for Disease Control & Prevention, Atlanta, Georgia, United States of America, **2** TB Centre, London School of Hygiene & Tropical Medicine, London, United Kingdom, **3** Faculty of Health Sciences, University of Witwatersrand, Johannesburg, South Africa, **4** Department of Bioengineering and Therapeutic Sciences, University of California, San Francisco, California, United States of America, **5** National Institute for Allergy and Infectious Disease, National Institutes of Health, Washington DC, United States of America, **6** Division of Pulmonary and Critical Care Medicine, University of California, San Francisco at San Francisco General Hospital, San Francisco, California, United States of America

* anv3@cdc.gov



OPEN ACCESS

Citation: Vernon A, Fielding K, Savic R, Dodd L, Nahid P (2019) The importance of adherence in tuberculosis treatment clinical trials and its relevance in explanatory and pragmatic trials. *PLoS Med* 16(12): e1002884. <https://doi.org/10.1371/journal.pmed.1002884>

Published: December 10, 2019

Copyright: © 2019 World Health Organization. Licensee Public Library of Science. This is an open access article distributed under the Creative Commons Attribution IGO License, which permits unrestricted use, distribution, and reproduction in any medium, provided the original work is properly cited. <http://creativecommons.org/licenses/by/3.0/igo/>. In any use of this article, there should be no suggestion that WHO endorses any specific organization, products or services. The use of the WHO logo is not permitted. This notice should be preserved along with the article's original URL.

Funding: This work was not supported by any direct funding. The authors were supported by WHO to attend the March 2018 workshop on TB trial design.

Competing interests: All the authors work on TB clinical trials; PN, RS, and AV collaborate as part of the TB Trials Consortium, supported by CDC.

Abbreviations: aHR, adjusted hazard ratio; DOT, directly observed therapy; HCW, healthcare worker; ITT, intent-to-treat; MDR, multiply drug resistant;

Summary Points

- Adherence to prescribed treatment remains a critical component of clinical trials in tuberculosis (TB) treatment. Recent evidence indicates that adherence strongly influences the outcome of therapy; attention to its quantification and measures to assure its implementation should increase.
- In the context of a World Health Organization (WHO) Technical Consultation on “Advances in Clinical Trial Design for Development of New TB Treatments,” we reviewed the challenges related to adherence confronting the trials community.
- We discuss the importance of adherence to therapy in TB clinical trials, consider several definitions and measures of adherence, comment on the standard provided by directly observed therapy (DOT), and briefly review evolving electronic methods for the assessment of adherence.
- Adherence affects both the outcome of therapy and the risk of acquired drug resistance. Assessment of adherence should consider not only overall adherence but also the timing and intensity of nonadherence.
- Appropriate methods for pooling and analyzing electronic data on adherence are needed.
- Better methods are needed for linking information on adherence to individual pharmacokinetics and pharmacodynamics and to individual patient outcomes.

Introduction

Medication adherence remains the most underrated and understudied factor affecting the outcome of tuberculosis (TB) therapy. Its importance has been appreciated since the time of the

mITT, modified ITT; MM, medication monitor; MRC, British Medical Research Council; PP, per protocol; SMS, short message service; TB, tuberculosis; TRP, target regimen profile; VOT, video-observed therapy; WHO, World Health Organization.

initial South India trial conducted by the Tuberculosis Research Center and the British Medical Research Council (MRC), comparing in-patient and domiciliary treatment [1]. Twenty-five years later, Fox wrote “It is paradoxical to insist on the importance of 100% success with primary chemotherapy and to use self-administered chemotherapy as a means of achieving it” [2]. In their 1999 encyclopedic review of the MRC TB trials, Fox, Mitchison, and Ellard reported that a common feature of those trials was “the effort made [including hospitalization for the full treatment] to ensure that the patients actually took the prescribed regimen throughout the trial period” [3]. These examples illustrate the importance of adherence to treatment for the validity of a clinical trial and for the success of individual and programmatic care. Despite the clear and obvious need to ensure optimal treatment adherence, “full supervision,” in the form of directly observed therapy (DOT) as currently delivered, has not consistently been associated with improved outcomes. Thus, significant challenges persist in measuring and maximizing adherence with antituberculosis therapy; recent data and analyses provide evidence that the absence of full adherence in TB trials has important implications for TB regimen development and for the durability of new regimens. In March 2018, the World Health Organization (WHO) held a Technical Consultation on Advances in Clinical Trial Design for Development of New TB Regimens, which is the topic of the Collection of which this paper is part [4]. In this context, we reviewed the importance of treatment adherence, the implications of a drug or regimen’s “forgiveness for missed doses,” and emerging novel approaches to measuring and maximizing adherence in clinical trials and in patient care.

Importance of adherence

Adherence affects patient outcomes and is thus an important factor to consider when evaluating regimens in clinical trials. Differing adherence across treatment arms could potentially lead to misleading conclusions about treatment arm performance. For example, consider (as a hypothetical example) a study with poor adherence in the control arm but perfect adherence in the experimental arm. If the goal of a study is to measure the efficacy of a new regimen, the relatively poor adherence in the control arm will give an overly optimistic estimate of the improvement in outcomes with the experimental treatment. However, if the goal of the study is to evaluate effectiveness (i.e., performance under real-world conditions), the relative difference in adherence may accurately reflect the real-world difference in the 2 regimens. One complication is that the level of adherence may vary widely across different populations and cultural or economic settings, raising concerns about whether estimates of effectiveness are broadly generalizable. The relation of adherence to regimen effectiveness (the usual target outcome of “pragmatic” trials) in trial versus program settings was noted nearly 50 years ago and continues to challenge the generalizability of trial findings [5].

Adherence may have a substantial impact on the interpretation of clinical trial findings. Adherence is often an active choice by each patient on how to comply with the assigned therapy. Adjustments in analysis based on observed adherence may alter the balance introduced by randomization. Restricting analyses only to those with high adherence focuses on a subset of the population that may have fundamentally different risk than those who are not adherent. A classic example of this circumstance is provided by the Coronary Drug Project trial assessing a lipid-lowering drug in men with recent myocardial infarction: participants with good adherence had low and equivalent mortality in the test and placebo arms, whereas poor adherers did better in the test arm [6]. Still, understanding trial outcomes among participants who take drugs as prescribed (i.e., a “per protocol [PP] analysis”) has some appeal, even though such an analysis is not protected by randomization. In recent TB treatment trials, adequate adherence was defined by a threshold of 76%–80% of intended doses taken, to identify the PP population

Table 1. Pooled mITT analysis of 3 TB treatment-shortening trials showing impact of adherence on unfavorable outcome.

Prescribed doses	Test arms (4 months, with FQ)		Control arms (6 months, no FQ)	
	Unfavorable	Total	Unfavorable	Total
Received 100% of prescribed doses	238 (18%)	1,348	85 (9%)	913
Received 90%–99% of prescribed doses	64 (22%)	288	37 (16%)	230
Received <90% of prescribed doses	15 (47%)	32	16 (37%)	43

Abbreviations: FQ, fluoroquinolones; mITT, modified intent-to-treat

<https://doi.org/10.1371/journal.pmed.1002884.t001>

[7,8]. This is consistent with analytic practice in the reporting of the MRC trials (which defined an “excessive interruption” with exclusion from the relapse analyses if less than approximately 77% of intended doses were received) [9] and with recent practice in prominent United States TB control programs (e.g., New York City) [10].

A recent meta-analysis of three Phase III trials of fluoroquinolone-based 4-month TB treatment regimens found that nonadherence was the single most potent factor associated with unfavorable treatment outcome. The adjusted hazard ratios (aHRs) were 5.7 (95% CI 3.3–9.9) for test arm participants who missed 10% or more of prescribed doses and 1.4 (95% CI 1.0–1.9) for test arm participants who had less than 10% nonadherence, compared with participants who completed treatment without any missed doses; the aHRs were similar in the control arm participants (Table 1) [11]. The same trend was seen in PP analysis, which excluded participants who failed to complete at least 75%–80% of intended doses.

Such a potent influence of nonadherence serves to emphasize the often-noted importance of the quality of performance in noninferiority trials; it further suggests that PP analyses might examine more than 1 threshold for nonadherence (e.g., 80% and 95%) to help in more robustly assessing efficacy. A stronger analytic approach might evaluate the effect on trial outcomes of baseline pre-randomization variables associated with poor adherence [12]; by definition, baseline variables should be approximately balanced in large randomized trials, thereby not introducing bias in the assessment of outcomes.

Definitions and measures of adherence

Adherence refers to the completeness with which participants or patients follow medical instructions. Because adherence can vary so greatly among different individuals, it can have an important influence on treatment outcomes. Adherence more broadly may also involve changes required by the protocol (e.g., in response to elevated liver function tests) that are not active choices by the participant. In their recent review on this topic, Blaschke and colleagues observe that adherence is a major source of variability affecting the outcome of TB therapy [13]. Adherence, in turn, is affected by diverse individual and social factors [14]. Other sources of variability include the formulation of the test medications, the prescribed dosing, and the pharmacokinetics and pharmacodynamics of each agent employed, as well as key features of the infecting *Mycobacterium tuberculosis* strains (for example, the minimal inhibitory concentrations of each drug employed), and inherent characteristics of the host patient (including genetic determinants of drug metabolism, immunologic competence, and the architecture of TB lesions). The latter sources of variability are already determined at the onset of therapy and are therefore likely to be balanced between treatment arms by the process of randomization. In contrast, adherence is subject to ongoing variability during treatment, which complicates its effects. Although genetic factors affecting drug exposure should be comparable at randomization, their impact may vary by the drugs used in each arm. The recent availability of electronic methods for monitoring adherence has made it possible to measure adherence quite precisely;

these novel methods have become the gold standard for compiling dosing histories. At least 3 aspects of adherence are specifically relevant to antituberculosis therapy [15]:

1. the total quantity of nonadherence (i.e., what proportion of doses are missed, in relation to the total number of doses in the intended treatment regimen?);
2. the timing of nonadherence (i.e., does it occur at the outset of therapy, throughout therapy, or primarily at the end of the intended course of therapy?); and
3. the intensity and patterns of nonadherence (i.e., are many consecutive doses missed, or are missed doses distributed relatively evenly throughout the course of therapy?).

The third aspect in particular can exert an important influence upon drug pharmacokinetics and thus may predispose to either loss of efficacy or emergence of drug resistance. Consecutive lapses in dosing can lead to lower-than-usual peak drug concentrations and lower total drug exposures, whereas extra doses can result in risk of toxicity due to higher-than-usual peak concentrations and total exposures (the review by Blaschke and colleagues includes a figure that nicely illustrates these risks [13]). The term “forgiveness” of a regimen is intended to reflect the impact of variable lapses in dosing. Although “forgiveness” was originally defined as “the post dose duration of therapeutically effective drug action, minus the recommended interval between doses” [13], the shift from action to no action is likely to be gradual and to vary among patients.

In the circumstance of treatment for TB, several examples come readily to mind:

1. The work of Imperial and colleagues demonstrated the association of overall nonadherence with the treatment outcome of short-duration fluoroquinolone-based regimens [11];
2. The timing of nonadherence is likely critical, because nonadherence in the presence of high bacillary loads typically seen in the intensive phase is likely to have greater impact than the same degree of nonadherence later during the continuation phase, when bacillary loads are generally several logs lower; this is particularly an issue in the presence of immunosuppression, because bacillary multiplication will resume more rapidly when such patients become nonadherent;
3. Similarly, a gap of several doses (i.e., intensity) would likely have greater impact in the presence of high bacillary loads, such as during the early intensive phase. Recent guidelines have advised against the use of highly intermittent regimens for this reason, with substantial supporting evidence [16].

There is thus an urgent need for improved measures and more sophisticated means of analyzing such patterns and types of nonadherence in relation to treatment outcomes. In Phase I and Phase II studies, optimal adherence is imperative to make decisions on regimens to move forward to late-stage development. In Phase III studies, the objectives would drive the decision on adherence implementation and measurement. In both scenarios, there is a need to measure and report adherence appropriately, to understand better the performance of the tested interventions.

Methods for assessment of adherence

Currently available methods for assessing adherence are limited, but considerable work is underway to develop better approaches (Table 2). Among methods that have been used in past investigations are (1) clinic-based DOT, in which ingestion of each medication dose is observed in clinic by a health worker, thereby allowing exact counting of each study dose given or missed; (2) home-based DOT by a health worker, a community worker, or a family

Table 2. Strengths and weaknesses of methods for encouraging and/or assessing adherence.

Methods	Description	Strengths	Weaknesses
Home-based or work-based DOT by HCW	Ingestion of each medication dose is observed and recorded by an HCW at home/work.	Monitors adherence in real time; convenience for patient.	Cost ^c ; patient confidentiality.
In clinic DOT by HCW	Ingestion of each medication dose is observed and recorded by an HCW at the clinic.	Monitors adherence in real time; lower cost than home or work-based DOT by HCW.	Inconvenience to patient; cost to health system.
Family member DOT	Ingestion of each medication dose is observed and recorded by a designated family member.	Convenience for patient; lower cost versus DOT by health worker.	Confidence in the reports from family members; data on real-time adherence not available unless transmitted to HCW on a daily basis.
Live video DOT [27,28]	Ingestion of each medication dose is videoed by patient and observed by an HCW in real time ^a .	Monitors adherence in real time; convenience for patient.	Cost (HCW review of live video; smartphone); patient and HCW acceptability.
Recorded video DOT	Ingestion of each medication dose is videoed by patient and sent to HCW to be viewed later ^a .	Convenience for patient.	Cost (HCW review; smartphone); patient and HCW acceptability; depending on when videos are viewed, may not monitor adherence in real time; privacy concerns.
Direct monitoring: 1. Blood testing	Blood sample taken to measure plasma levels of TB medications.	Direct measurement of dose ingested.	Feasibility/logistics; cost; depends on timing of blood sample relative to time of ingestion; limited time window.
2. Urine testing	Urine testing for drug metabolites (e.g., isoniazid).	Direct measurement of dose ingested.	Feasibility/logistics; cost; sensitivity may vary depending on acetylator status; limited time window.
3. Swallowed pill sensors [29]	Ingestible sensor embedded in TB medications. Pill interacts with gastric acid, and a signal is transmitted to adhesive monitor on patient, which in turn transmits information to smartphone.	No reliance on sample collection.	Cost; relies on patient wearing the adhesive monitor; patient acceptability.
Indirect monitoring, device facilitated Pill box [22] Bottle cap [30]	Medications placed in pill box/bottle. Opening/closing of box/bottle, a proxy for dose taken, is documented in real time via SIM card. ^b	Monitors adherence in real time (if pill box/bottle cap transmits); low cost (relative to HCW DOT).	Pill box opening/bottle cap removal may not reflect an ingestion of dose; nonopening may not reflect noningestion of dose if medications are not stored in box/bottle.
Indirect monitoring, patient facilitated SMS text messages	Patient sends SMS message to HCW when a dose has been ingested.	Monitors adherence in real time; low cost.	Patient needs to be familiar with text messaging; text message sent may not reflect an ingestion of dose; nonreceipt of SMS may not reflect noningestion of dose.

^a HCW observation could be replaced by face recognition and motion-detection software.

^b Non-real time use of pillbox also possible where data on pill box opening/closing are downloaded at regular intervals, at a pharmacy refill, for example.

^c Costs are important for all modalities; these often vary by setting or country and vary for newer technologies.

Abbreviations: DOT, directly observed therapy; HCW, healthcare worker; SIM, subscriber identity module; SMS, short message service; TB, tuberculosis

<https://doi.org/10.1371/journal.pmed.1002884.t002>

member; (3) adherence to the calendar of study visits; (4) patient self-reports of adherence; (5) use of pill counts made at the time of study visits; (6) electronic bottle caps or similar methods to quantify the number and time of opening of medication bottles; and (7) tests of blood, urine, or other body materials for specific drugs or their metabolites.

Some methods offer direct demonstration of adherence, whereas others provide only indirect readouts. Newer methods are currently under investigation, including the quantification of drug levels in hair [17] and the measurement of changes in skin color associated with specific medications (e.g., rifamycins or clofazimine); these both indicate cumulative adherence rather than dynamic patterns.

There were several early trials of interventions to improve adherence (with the goal of achieving better outcomes), but the knowledge base overall remains sparse, and recent systematic reviews underline the need for further investigation and a substantially enlarged evidence base [18]. Electronic methods for measuring or estimating adherence are increasingly available, and some TB programs and countries are moving forward rapidly with such digital tools,

generating large quantities of data. Appropriate methods for pooling and analyzing these data are needed, as are methods for linking information on adherence to individual pharmacokinetics and pharmacodynamics and to individual outcomes [19]. A recently published systematic review of newer digital technologies, including short message service (SMS), video-observed therapy (VOT), and medication monitors (MMs), for TB treatment adherence identified few comparative studies for inclusion and concluded that the evidence on the effect of digital technologies to improve TB care remained limited [20]. For the studies included in the review, no statistically significant effect on treatment completion was identified when SMS was added to standard care or when VOT was used as an alternative to in-person DOT. It was noted that MMs increased the probability of cure (risk ratio 2.3, 95% CI 1.6–3.4) in one observational study [21] and in one trial, significantly reduced missed treatment doses relative to standard care (adjusted means ratio 0.58, 95% CI 0.42–0.79) [22].

Overall, the systematic review concluded that more studies of better quality are needed for the evaluation of technologies applicable to measuring and maximizing adherence. There are also few studies that have assessed the accuracy of digital adherence technologies in measuring ingestion of medication doses. A study in China assessed the MM box (box opening between 6 and 24 hours before urine sample taken) against detecting rifampicin in urine and found a sensitivity of 99% and specificity of 95% [23]. In India, SMS responses (from the cellphone-based monitoring system known as “99DOTS”) over a 48-hour period, indicating dose taken, were compared with isoniazid detection in urine, and a sensitivity and specificity of 68% and 62% were observed, respectively [24]. A recent randomized trial in the United Kingdom noted considerable success in use of VOT to assure dosing, compared with traditional DOT [25]. Adequate study designs for evaluating accuracy of adherence monitoring devices are critical to provide realistic tests of performance. Bias may be introduced, for example, if patient knowledge that a urine sample will be collected inflates adherence around the scheduled time. Unannounced collections may mitigate this. Timing of collections throughout the full treatment period may also be important, for example, if adherence drops later during treatment. The recent technical consultation report on “Advances in Clinical Trial Designs for Development of New TB Treatments” also strongly endorsed the need for further investigations in this domain and noted that trials offer an excellent platform for substudies in these areas [26].

Evidence for the benefit of traditional DOT has not been entirely consistent, and its role remains controversial [18,31,32]. Some investigators favor relatively strict application of in-person DOT, whereas others feel this is excessive and does not contribute to achievement of objectives in properly randomized and implemented trials. Some investigators favor implementation of non-family-member in-person DOT, whereas others feel it is more reasonable to allow local determination of what types of adherence support would be most useful. Better means to measure adherence and its association with outcomes would contribute usefully to this discussion [15,16]. Some of the digital health approaches being assessed in pragmatic trials may be combined with differentiated care; in this approach, for example, those identified as poor adherers through the digital health measures are assisted further with more traditional approaches to maximizing adherence, with actual observation by health workers in the most extreme cases [25,33].

Likewise, there is no consensus on a single criterion for “clinically important” nonadherence. Assessment of the degree of nonadherence that should be deemed “clinically important” depends on multiple factors specific to each trial setting, including the component drugs of the regimen, the dosing schedule, the pharmacokinetics of the individual drugs, and other risk factors and comorbidities that could influence the risk of treatment failure or relapse. Embedded in this discussion is consideration of the concept of “forgiveness” of a regimen (i.e., as noted previously, a reference to the types and levels of nonadherence that would not substantively

alter the likelihood of treatment effectiveness of a regimen). Although it could be considered that this aspect should be reflected in the regimen's efficacy and requires no other adjustment, it can be argued that this aspect should be considered in the determination of the noninferiority margin [34]. Further, some note that in the rational design and composition of new TB regimens, the “forgiveness” of a regimen for missing doses should be considered with significantly greater deliberation than is currently common, particularly given that adherence in practice will never be perfect.

Adherence and acquired drug resistance

Recently released WHO target regimen profiles (TRPs) for TB identify the barrier to emergence of resistance as an important characteristic to address in the development of new drugs and regimens [35]. The association of nonadherence with acquisition of drug resistance has been well reviewed [36,37,38], but the mechanisms underlying the association remain largely speculative [39]. In the WHO TRPs, it is suggested, based on expert opinion, that each component of the regimen should permit no greater mutation rate (in unselected bacterial populations) than $1/10^7$ mutations/bacterium/generation and that new resistance to one or more drugs in the regimen should emerge in fewer than 2% of treatment courses when taken as prescribed and when there is no preexisting resistance to the drugs in the regimen. This minimal target is based on an acquired resistance rate of 0%–2% when 5 effective drugs are used in the WHO-recommended multiply drug resistant (MDR) regimen [40]. The reality of reduced adherence in the field, as compared with clinical trial settings, and the potential impact such real-world usage of a regimen may have on risks for emergence of resistance need further study, representing another outcome of interest in how much “forgiveness” a putative new regimen may carry for missed doses.

Summary

In conclusion, medication adherence remains a critical, yet understudied, factor influencing outcomes of TB therapy. Its importance has been recognized since the advent of effective anti-tuberculosis therapy, and the vital role adherence plays in the conduct of TB clinical trials has been further highlighted in contemporary clinical trials [11]. The growing importance of non-inferiority trial designs and the challenge of interpreting PP analyses have focused more attention on the issue of precisely measuring adherence and adherence patterns. Adherence is important in both superiority and noninferiority trials and in both intent-to-treat (ITT) and per-protocol (PP) analyses; both should be performed, and both should assess the impact of variation in adherence. Only recently has our ability to measure adherence improved. Novel (in particular, electronic) methods for assessing and encouraging adherence hold promise, and efforts to develop a robust evidence base to support them are growing. Our understanding of the impact of nonadherence on key outcomes (treatment success, emergence of resistance) in TB treatment trials is relatively modest but is also receiving increased attention from investigators. Continued development of more convenient, more reliable, and less costly means to achieve high levels of adherence will serve both trials and programs well.

Acknowledgments

The authors are grateful to James Neaton, Abdel Babiker, and Patrick Phillips for helpful observations and suggestions; to Christian Lienhardt for acquisition of support for the workshop and for enthusiasm, helpful critique, and creative energy; and to Carla Winston and Amy Sandul for careful review and constructive commentary on the draft manuscript.

The findings and conclusions in this report are those of the authors and do not necessarily represent the official position of the US Centers for Disease Control and Prevention or the authors' affiliated institutions.

References

1. Tuberculosis Chemotherapy Centre. A concurrent comparison of home and sanatorium treatment of pulmonary tuberculosis in South India. *Bull World Health Organ.* 1959; 21(1):51–144. PMID: [20604054](https://pubmed.ncbi.nlm.nih.gov/20604054/)
2. Fox W. Whither Short Course Chemotherapy. *Brit J Dis Chest* 1981; 75:331. [https://doi.org/10.1016/0007-0971\(81\)90022-x](https://doi.org/10.1016/0007-0971(81)90022-x) PMID: [7030377](https://pubmed.ncbi.nlm.nih.gov/7030377/)
3. Fox W, Ellard GA, Mitchison DA. Studies on the treatment of tuberculosis undertaken by the British Medical Research Council tuberculosis units, 1946–1986, with relevant subsequent publications. *Int J Tuberc Lung Dis.* 1999 Oct;3(10 Suppl 2):S231–79.
4. Lienhardt C, Nahid P. Advances in clinical trial design for development of new TB treatments: A call for innovation. *PLoS Med.* 2019 Mar 22; 16(3):e1002769. <https://doi.org/10.1371/journal.pmed.1002769> PMID: [30901322](https://pubmed.ncbi.nlm.nih.gov/30901322/)
5. Kent PW, Fox W, Miller AB, Nunn AJ, Tall R, Mitchison DA. The therapy of pulmonary tuberculosis in Kenya: a comparison of the results achieved in controlled clinical trials with those achieved by the routine treatment services. *Tubercle.* 1970 Mar; 51(1):24–38. [https://doi.org/10.1016/0041-3879\(70\)90125-x](https://doi.org/10.1016/0041-3879(70)90125-x) PMID: [4099826](https://pubmed.ncbi.nlm.nih.gov/4099826/)
6. Coronary Drug Project Research Group. Influence of adherence to treatment and response of cholesterol on mortality in the coronary drug project. *N Engl J Med.* 1980 Oct 30; 303(18):1038–41. <https://doi.org/10.1056/NEJM198010303031804> PMID: [6999345](https://pubmed.ncbi.nlm.nih.gov/6999345/)
7. Gillespie SH, Crook AM, McHugh TD, Mendel CM, Meredith SK, Murray SR, et al. Four-month moxifloxacin-based regimens for drug-sensitive tuberculosis. *N Engl J Med.* 2014 Oct 23; 371(17):1577–87. <https://doi.org/10.1056/NEJMoa1407426> PMID: [25196020](https://pubmed.ncbi.nlm.nih.gov/25196020/)
8. Merle CS, Fielding K, Sow OB, Gninafon M, Lo MB, Mthiyane T, et al. A four-month gatifloxacin-containing regimen for treating tuberculosis. *N Engl J Med.* 2014 Oct 23; 371(17):1588–98. <https://doi.org/10.1056/NEJMoa1315817> PMID: [25337748](https://pubmed.ncbi.nlm.nih.gov/25337748/)
9. Controlled Clinical Trial Of 4 Short-Course Regimens Of Chemotherapy (Three 6-Month And One 1-Month) For Pulmonary Tuberculosis East and Central African/British Medical Research Council Fifth Collaborative Study First Report. *Tubercle* 1983; 64:153–166. [https://doi.org/10.1016/0041-3879\(83\)90011-9](https://doi.org/10.1016/0041-3879(83)90011-9) PMID: [6356538](https://pubmed.ncbi.nlm.nih.gov/6356538/)
10. NYC Bureau of Tuberculosis Control. Clinical Policies and Protocols, Bureau of Tuberculosis Control New York City Department of Health and Mental Hygiene. 4th ed. March 2008: p. 66.
11. Imperial MZ, Nahid P, Phillips PPJ, Davies GR, Fielding K, Hanna D, et al. A patient-level pooled analysis of treatment-shortening regimens for drug-susceptible pulmonary tuberculosis. *Nat Med.* 2018 Nov; 24(11):1708–1715. <https://doi.org/10.1038/s41591-018-0224-2> PMID: [30397355](https://pubmed.ncbi.nlm.nih.gov/30397355/)
12. Menzies R, Rocher I, Vissandjee B. Factors associated with compliance in treatment of tuberculosis. *Tuber Lung Dis.* 1993; 74:32–37. [https://doi.org/10.1016/0962-8479\(93\)90066-7](https://doi.org/10.1016/0962-8479(93)90066-7) PMID: [8495018](https://pubmed.ncbi.nlm.nih.gov/8495018/)
13. Blaschke TGF, Osterberg L, Vrijens B, Urquhart J. Adherence to Medications: Insights Arising from Studies on the Unreliable Link Between Prescribed and Actual Drug Dosing Histories. *Ann Rev Pharmacol Toxicol.* 2012; 52:275–301.
14. Sumartojo E. When tuberculosis treatment fails: a social behavioral account of patient adherence. *Am Rev Respir Dis.* 1993; 147:1311–1320. <https://doi.org/10.1164/ajrccm/147.5.1311> PMID: [8484650](https://pubmed.ncbi.nlm.nih.gov/8484650/)
15. Stagg HR, Lewis JJ, Liu X, DP Chin, Huan S, Fielding KL, et al. How do tuberculosis patients really take their treatment? A detailed quantitative approach [Abstract PS04-443-25]. *IJTL D* 2018; 22; 11 S171.
16. Nahid P, Dorman SE, Alipanah N, Barry PM, Brozek JL, Cattamanchi A, et al. Official American Thoracic Society/Centers for Disease Control and Prevention/Infectious Diseases Society of America Clinical Practice Guidelines: Treatment of Drug-Susceptible Tuberculosis. *Clin Infect Dis.* 2016 Oct 1; 63(7): e147–e195. <https://doi.org/10.1093/cid/ciw376> PMID: [27516382](https://pubmed.ncbi.nlm.nih.gov/27516382/)
17. Mave V, Kinikar A, Kagal A, Nimkar S, Koli H, Khwaja S, et al. Isoniazid concentrations in hair and plasma area-under-the-curve exposure among children with tuberculosis. *PLoS ONE.* 2017 Dec 7; 12(12):e0189101. <https://doi.org/10.1371/journal.pone.0189101> PMID: [29216273](https://pubmed.ncbi.nlm.nih.gov/29216273/)
18. Alipanah N, Jarlsberg L, Miller C, Linh NN, Falzon D, Jaramillo E, et al. Adherence interventions and outcomes of tuberculosis treatment: A systematic review and meta-analysis of trials and observational studies. *PLoS Med.* 2018 Jul 3; 15(7):e1002595. <https://doi.org/10.1371/journal.pmed.1002595> PMID: [29969463](https://pubmed.ncbi.nlm.nih.gov/29969463/)

19. Subbaraman R, de Mondesert L, Musiimenta A, Pai M, Mayer KH, Thomas BE, et al. Digital adherence technologies for the management of tuberculosis therapy: mapping the landscape and research priorities. *BMJ Glob Health*. 2018 Oct 11; 3(5):e001018. <https://doi.org/10.1136/bmjgh-2018-001018> PMID: 30364330
20. Ngwatu BK, Nsengiyumva NP, Oxlade O, Mappin-Kasirer B, Nguyen NL, Jaramillo E, et al. Collaborative group on the impact of digital technologies on TB. The impact of digital health technologies on tuberculosis treatment: a systematic review. *Eur Respir J*. 2018 Jan 11; 51(1). pii: 1701596. <https://doi.org/10.1183/13993003.01596-2017> PMID: 29326332
21. Broomhead S, Mars M. Retrospective return on investment analysis of an electronic treatment adherence device piloted in the Northern Cape Province. *Telemed J E Health*. 2012 Jan-Feb; 18(1):24–31. <https://doi.org/10.1089/tmj.2011.0143> PMID: 22150713
22. Liu X, Lewis JJ, Zhang H, Lu W, Zhang S, Zheng G, et al. Effectiveness of Electronic Reminders to Improve Medication Adherence in Tuberculosis Patients: A Cluster-Randomised Trial. *PLoS Med*. 2015 Sep 15; 12(9):e1001876. <https://doi.org/10.1371/journal.pmed.1001876> PMID: 26372470
23. Huan S, Chen R, Liu X, Ou X, Jiang S, Zhao Y, et al. Operational feasibility of medication monitors in monitoring treatment adherence among patients. *Chin J Antituberculosis*. 2012; 34:419–424.
24. Thomas B, Kumar V, Chiranjeevi M, Ramachandran G, Murugesan P, Khandelwale AS, et al. Evaluating the accuracy of 99DOTS, a cellphone-based strategy for monitoring TB treatment adherence [Abstract PS18-588-26]. In: 49th Union World Conference on Lung Health, 2018 Oct 26, The Hague, The Netherlands.
25. Story A, Aldridge RW, Smith CM, Garber E, Hall J, Ferenando G, et al. Smartphone-enabled video-observed versus directly observed treatment for tuberculosis: a multicentre, analyst-blinded, randomised, controlled superiority trial. *Lancet*. 2019 Mar 23; 393(10177):1216–1224. [https://doi.org/10.1016/S0140-6736\(18\)32993-3](https://doi.org/10.1016/S0140-6736(18)32993-3) Epub 2019 Feb 21. PMID: 30799062
26. Lienhardt C, Nahid P, Imperial M (rapporteurs). Report of the Technical Consultation on Advances in Clinical Trial Design for Development of New TB Treatments, Glion-sur-Montreux, Switzerland, 14–16 March 2018. Geneva: World Health Organization; 2018 (WHO/CDS/TB/2018.17).
27. Story A, Garfein RS, Hayward A, Rusovich V, Dadu A, Soltan V, et al. Monitoring Therapy Compliance of Tuberculosis Patients by using Video-Enabled Electronic Devices. *Emerg Infect Dis*. 2016 Mar; 22(3):538–40. <https://doi.org/10.3201/eid2203.151620> PMID: 26891363
28. Garfein RS, Liu L, Cuevas-Mota J, Collins K, Muñoz F, Catanzaro DG, et al. Tuberculosis Treatment Monitoring by Video Directly Observed Therapy in 5 Health Districts, California, USA. *Emerg Infect Dis*. 2018 Oct; 24(10):1806–1815. <https://doi.org/10.3201/eid2410.180459> PMID: 30226154
29. Browne SH, Peloquin C, Santillo F, Haubrich R, Muttera L, Moser K, et al. Digitizing Medicines for Remote Capture of Oral Medication Adherence Using Co-encapsulation. *Clin Pharmacol Ther*. 2018 Mar; 103(3):502–510. <https://doi.org/10.1002/cpt.760> PMID: 28597911
30. Belknap R, Holland D, Feng PJ, Millet JP, Caylà JA, Martinson NA, et al. Self-administered Versus Directly Observed Once-Weekly Isoniazid and Rifapentine Treatment of Latent Tuberculosis Infection: A Randomized Trial. *Ann Intern Med*. 2017 Nov 21; 167(10):689–697. <https://doi.org/10.7326/M17-1150> PMID: 29114781
31. Lienhardt C, Ogden JA. Tuberculosis control in resource-poor countries: have we reached the limits of the universal paradigm? *Trop Med Int Health* 2004; 9:833–841. <https://doi.org/10.1111/j.1365-3156.2004.01273.x> PMID: 15228495
32. Karumbi J, Garner P. Directly observed therapy for treating tuberculosis. *Cochrane Database Syst Rev*. 2015 May 29; (5):CD003343. <https://doi.org/10.1002/14651858.CD003343.pub4> PMID: 26022367
33. Yoeli E, Rathouser J, Bhanot SP, Kimenye MK, Mailu E, Masini E, et al. Digital health Support in Tuberculosis Treatment. *N Engl J Med* 2019; 381:986–7. <https://doi.org/10.1056/NEJMc1806550> PMID: 31483974
34. Piaggio G, Elbourne DR, Pocock SJ, Evans SJ, Altman DG; CONSORT Group. Reporting of noninferiority and equivalence randomized trials: extension of the CONSORT 2010 statement. *JAMA*. 2012 Dec 26; 308(24):2594–604. <https://doi.org/10.1001/jama.2012.87802> PMID: 23268518
35. World Health Organization. Target regimen profiles for TB treatment: candidates: rifampicin-susceptible, rifampicin-resistant and pan-TB treatment regimens. WHO/HTM/TB/2016.16. Geneva: WHO; 2016.
36. Weis SE, Slocum PC, Blais FX, King B, Nunn M, Matney GB, et al. The effect of directly observed therapy on the rates of drug resistance and relapse in tuberculosis. *N Engl J Med*. 1994 Apr 28; 330(17):1179–84. <https://doi.org/10.1056/NEJM199404283301702> PMID: 8139628
37. Moonan PK, Quitugua TN, Pogoda JM, Woo G, Drewyer G, Sahbazian B, et al. Does directly observed therapy (DOT) reduce drug resistant tuberculosis? *BMC Public Health*. 2011 Jan 7; 11:19. <https://doi.org/10.1186/1471-2458-11-19> PMID: 21214913

38. Rockwood N, Abdullahi LH, Wilkinson RJ, Meintjes G. Risk Factors for Acquired Rifamycin and Isoniazid Resistance: A Systematic Review and Meta-Analysis. *PLoS ONE*. 2015 Sep 25; 10(9):e0139017. <https://doi.org/10.1371/journal.pone.0139017> PMID: 26406228
39. Mitchison DA. How drug resistance emerges as a result of poor compliance during short course chemotherapy for tuberculosis. *Int J Tuberc Lung Dis*. 1998 Jan; 2(1):10–5.
40. Cegielski JP, Kurbatova E, van der Walt M, Brand J, Ershova J, Tupasi T, et al. Multidrug-resistant tuberculosis treatment outcomes in relation to treatment and initial versus acquired second-line drug resistance. *Clin Infect Dis*. 2016 Feb 15; 62(4):418–430. <https://doi.org/10.1093/cid/civ910> Epub 2015 Oct 27. PMID: 26508515


COLLECTION REVIEW

Inclusion of key populations in clinical trials of new antituberculosis treatments: Current barriers and recommendations for pregnant and lactating women, children, and HIV-infected persons

Amita Gupta^{1*}, Michael D. Hughes², Anthony J. Garcia-Prats³, Katherine McIntire¹, Anneke C. Hesselning³

1 Department of Medicine, Division of Infectious Diseases, Johns Hopkins University School of Medicine, Baltimore, Maryland, United States of America, **2** Center for Biostatistics in AIDS Research, Harvard T. H. Chan School of Public Health, Boston, Massachusetts, United States of America, **3** Desmond Tutu TB Centre, Department of Paediatrics and Child Health, Faculty of Medicine and Health Sciences, Stellenbosch University, Tygerberg, South Africa

* agupta25@jhmi.edu



OPEN ACCESS

Citation: Gupta A, Hughes MD, Garcia-Prats AJ, McIntire K, Hesselning AC (2019) Inclusion of key populations in clinical trials of new antituberculosis treatments: Current barriers and recommendations for pregnant and lactating women, children, and HIV-infected persons. *PLoS Med* 16(8): e1002882. <https://doi.org/10.1371/journal.pmed.1002882>

Published: August 15, 2019

Copyright: © 2019 World Health Organization. Licensee Public Library of Science. This is an open access article distributed under the Creative Commons Attribution IGO License, which permits unrestricted use, distribution, and reproduction in any medium, provided the original work is properly cited. <http://creativecommons.org/licenses/by/3.0/igo/>. In any use of this article, there should be no suggestion that WHO endorses any specific organization, products or services. The use of the WHO logo is not permitted. This notice should be preserved along with the article's original URL.

Funding: AG is supported by the National Institutes of Health (NIH) National Institute of Allergy and Infectious Diseases (NIAID) (UM1AI069465, R01AI097494); NIH Eunice Kennedy Shriver National Institute of Child Health and Human Development (NICHD) (R01HD081929, R01HD074944); NIH/NIAID/AmFAR (U01AI069907); and the Ujala, Gilead and Wyncote Foundations. ACH and AJG-P are supported through the NIH-funded International Maternal Pediatric Adolescent AIDS Clinical Trials

Summary points

- Pregnant women, children < 15 years old and, HIV-infected persons contribute approximately 20% of the global tuberculosis (TB) burden, with an estimated 216,000, 1,000,000, and 1,040,000 cases each year, respectively, yet these populations are currently largely excluded from TB clinical trials, leading to suboptimal treatment and poor access to new therapeutics.
- Special considerations in these populations include specific TB disease spectrum and severity, lower sensitivity of commonly used TB diagnostic tests, potential differential drug dosing and treatment responses, drug–drug interactions, and challenges in acquiring high-quality data through clinical trials.
- To counter the automatic exclusion of pregnant and lactating women that currently pervades the TB trial landscape, early discussions among trialists, pharmaceutical companies, maternal–child clinical experts, ethicists, and regulatory bodies are needed to address risks, benefits, and compelling rationale for inclusion. Reconsenting women when pregnancy occurs on a trial to allow continuation of study drug by informed choice is a practical and valuable approach to expand the currently limited evidence base.
- Children tend to have less severe, often paucibacillary TB disease and may respond better to treatment than adults. Consequently, trials of shorter, less intense TB treatment regimens in children are needed; pharmacokinetic and safety studies should be initiated earlier and involve age groups in parallel rather than in an age-de-escalation approach. More rapid development of child-friendly drug formulations is needed.
- All HIV-infected populations, including those with advanced disease, who are likely to be the intended population of the TB therapy, should be involved in Phase IIb and/or

(IMPAACT)/IMPAACT Clinical Trials Unit [2UM1AI069521-08]. AG and ACH are also supported through the IMPAACT/IMPAACT network through the NIH NIAID/NICHD/National Institute of Mental Health (NIMH) (UM1AI068632, UM1AI068616, UM1AI106716) and NICHD (HHSN2752018000011). AG and MDH are also supported by the NIH-funded AIDS Clinical Trials Group Network (ACTG) NIH NIAID (UM1AI068634, UM1AI068636, and UM1AI106701 to ACTG). AJG-P is also supported by the NIH NICHD (R01HD083047). Relevant funder URLs include the following: <https://projectreporter.nih.gov/reporter.cfm>; <https://www.niaid.nih.gov/>; and <https://impaactnetwork.org/>. The funders had no role in study design, data collection and analysis, decision to publish, or preparation of the manuscript.

Competing interests: The authors have declared that no competing interests exist.

Abbreviations: 1HP, 1 month of daily isoniazid and rifampentine; 3HP, 3 months of weekly isoniazid and rifampentine; ACTG, AIDS Clinical Trials Group; AECID, Agencia Española de Cooperación Internacional para el Desarrollo (Spanish Agency for International Development Corporation); AFB, acid-fast bacilli; AFD, French Development Agency; ART, antiretroviral therapy; ATT, antituberculosis therapy; CDC, Centers for Disease Control and Prevention; CROI, Conference on Retroviruses and Opportunistic Infections; DDI, drug–drug interaction; DFID, British Department for International Development; DOOR, desirability of outcome ranking; DR, drug-resistant; DS, drug sensitive; EDCTP, European & Developing Countries Clinical Trials Partnership; FDA, Food and Drug Administration; FQ, fluoroquinolone; IMPAACT, International Maternal Pediatric Adolescent AIDS Clinical Trials Network; ICMR, Indian Council of Medical Research; IGRA, interferon gamma release assay; IPT, isoniazid preventive therapy; IRIS, immune reconstitution inflammatory syndrome; IUATLD, International Union Against Tuberculosis and Lung Disease (The Union); LPV, lopinavir; LTBI, latent TB infection; MDR, multidrug-resistant; MRC, Medical Research Council; MSF, Médecins Sans Frontières; NACO, National AIDS Control Organization; NIAID, National Institute of Allergy and Infectious Diseases; NICHD, Eunice Kennedy Shriver National Institute of Child Health and Human Development; NIH, National Institutes of Health; NIHR, National Institute for Health Research; NRTI, nucleoside reverse transcriptase inhibitor; NNRTI, nonnucleoside reverse transcriptase inhibitor; NVP, nevirapine; OBR, optimized background regimen; PD, pharmacodynamics; PK, pharmacokinetics;

Phase III trials, as appropriate, to maximize knowledge of treatment, toxicities, drug–drug interactions, and outcomes.

Introduction

Globally, 10 million cases of active tuberculosis (TB) disease and 1.6 million TB-related deaths occurred in 2017 [1]. Pregnant and postpartum women, children < 15 years old, and HIV-infected persons account for 20% of the global TB burden, with an estimated 216,000, 1,000,000, and 1,040,000 cases each year, respectively [1,2]. Special considerations in these populations include TB disease spectrum and severity, lower diagnostic sensitivity, possible differential treatment responses, drug dosing and interactions, and challenges in acquiring high-quality data through clinical trials [3–5]. Without clear consideration of actual risks and benefits of trial participation, pregnant women have been uniformly excluded from TB therapeutic trials, especially for multidrug-resistant (MDR) TB [6,7], based on fears of harming the fetus and legal liability [8]. Children have better treatment outcomes than adults for most forms of TB, but they present different pharmacologic responses to drugs and typically require higher mg/kg doses, especially if very young [9–11]. HIV-infected persons experience complicated drug–drug interactions (DDIs) and worse TB treatment outcomes than HIV-uninfected persons and have 2–3 times greater likelihood of TB-related mortality [12]. In March 2018, the World Health Organization (WHO) held a technical consultation focused on advancing clinical trial design for more successful development of new TB treatments [13], including enrollment of key populations that may be currently underrepresented in clinical trials. Although many such populations exist, including migrants, prisoners, homeless people, and healthcare workers, the technical consultation discussions were concentrated on three populations and were framed around five questions (Box 1). This review is part of a Collection, “Advances in Clinical Trial Design for the Development of New TB Treatments: A Call for Innovation,” and highlights key aspects, barriers, and potential solutions to conducting TB therapeutic clinical trials in pregnant and lactating women, children, and HIV-infected persons [14].

Box 1. Five questions addressed during discussions about key populations in clinical trials of TB therapeutics [13]

1. Aside from the use of well-designed trials based on solid preclinical data conducted under the protections outlined in existing regulations, what are the biggest barriers to including key populations in clinical trials? What approaches or measures might stimulate greater inclusion of key populations in trials, including greater community engagement and awareness?
2. What would make the inclusion of key populations easier for researchers?
3. What special considerations need to be taken into account to include key populations into trials? Can they be included as an additional arm of study? A part of a larger patient group?
4. At what phase is it most appropriate to include key populations?
5. Areas where key populations are included should be prioritized based on burden. What are these priority areas, and what are the requirements for each population?

PREGLAC, US Federal Task Force on Research Specific to Pregnant Women and Lactating Women; RADAR, response adjusted for duration of antibiotic risk; RR, rifampicin resistant; SDC, Swiss Agency for Development and Cooperation; TB, tuberculosis; TBD, to be determined; TBTC, Tuberculosis Trials Consortium; THINK, TB&HIV Investigative Network; TST+, tuberculin skin test positive; USAID, United States Agency for International Development; WHO, World Health Organization; XDR, extremely drug-resistant.

Provenance: Not commissioned; part of a Collection; externally peer reviewed

Why is it important to include key populations in clinical trials?

After unanticipated harm occurred from in utero exposure to thalidomide and diethylstilbestrol in the 1960s and 1970s, the United States Food and Drug Administration (FDA) enacted policies to protect women research participants of reproductive age from teratogenic exposure [15]. An unintended consequence has been the uniform exclusion of pregnant women from Phase III trials of TB therapies, even for MDR and extremely drug-resistant (XDR) TB [7,8]. Exclusion has been based on concerns of legal liability as well as new or increased frequency/severity of adverse events and potential unpredictability of such events in pregnancy or the postpartum period. Ethical complexities and insufficient market interests for developing pediatric formulations and concerns of potential DDIs among antiretrovirals and TB therapies are among the factors preventing adequate trial data from being collected from child and HIV–TB-coinfected populations, particularly those with advanced immunosuppression.

Although concerns of potential harm from TB therapeutics are understandable, a scientific and ethical foundation exists for including pregnant and lactating women and other key populations in trials of TB medicines for prevention and treatment [16,17]—namely, the need for effective treatment and evidence-based answers to enable patients to make fully informed choices for themselves (and the developing fetus) based on risks and benefits of specific therapies. However, these data are rarely available [8,16–20]. Pregnant and lactating women, children, and HIV-infected persons each have unique features. Thus, assumptions made from therapeutic TB trials excluding these populations are not always applicable, and data cannot be reliably extrapolated from other populations. Without high-quality data from targeted studies, many unanswered questions remain concerning optimal TB regimens, optimal dosing of new/existing TB drugs, and their safety.

Although the landmark zidovudine trial paved the way for rigorous study of HIV antiretrovirals in pregnancy [21], this has yet to translate to the TB arena. TB treatment in pregnancy and lactation is mostly based on case reports and small case series [6,7,22]. As a result, medications, including those for TB, are often prescribed in pregnancy without the knowledge required to achieve appropriate doses for optimal therapeutic effect [23,24], and WHO and Centers for Disease Control and Prevention (CDC) recommend conflicting treatment guidelines for drug-susceptible TB (i.e., 6-month regimen, including pyrazinamide versus 9-month regimen, excluding pyrazinamide, respectively) [25,26]. Overall, uncertainty persists concerning optimal drug selection, safety, and timing of TB treatment initiation and whether safety signals differ by trimester.

In pediatrics, off-label drug use is a common practice and is largely based on adult studies without rigorously conducted pharmacokinetics (PK), dose-finding, or formulation studies in children [27]. Children, however, are not small adults. The age-related risk of progressing to disease after TB infection and excess risk of disseminated forms of TB in children mandate the study of new therapies in this group. Additionally, it is critical to include young, small children in trials given that the effects of age and weight on PK are most pronounced and challenging to predict in this subgroup. Notably, the 2011 revised WHO dosing guidelines for first-line TB drugs in children < 12 years old were based on studies suggesting that young children require higher mg/kg doses [28]. However, the evidence supporting these dosing recommendations was limited and especially lacking in studies using high-quality drug formulations. With a wide spectrum of disease, children with paucibacillary intrathoracic TB may in fact require lower total drug exposures (lower dose and/or shorter regimen), whereas children with more severe pulmonary TB or disseminated disease (e.g., TB meningitis) may require higher doses than adults.

Regardless of age, HIV-infected persons are at highest risk of developing TB and have a high TB-related mortality. In this population, differential responses to TB treatment and

preventive regimens and overlapping toxicities between HIV therapies and TB therapies are such that safety, toxicity, and DDIs cannot be predicted by modeling alone. In particular, adults and children with advanced HIV disease have more complex and unknown responses, toxicities, and DDIs than HIV-infected persons with higher CD4 T-cell counts. This subgroup is important to include in TB trials, as they may benefit from new TB therapies, but this needs to be ascertained carefully and is best done in a clinical trial setting.

Clearly, gathering evidence under rigorous scientific conditions is among the most compelling reasons for inclusion of key populations in TB drug research [16,17,23,29,30], especially because safety signals can be more readily interpreted in a clinical study setting. Controlled trials are also essential to assess specific TB treatment-associated outcomes and adverse effects. However, there are also issues of justice and access to the benefits of research participation. Inclusion in clinical trials is likely the only way for pregnant/lactating women, children, adolescents, and HIV-infected persons to access or accelerate access to new regimens and medications.

Overview of trial design considerations for key populations

Pregnant and lactating women

Overview of TB in pregnant and lactating women. In most countries, TB incidence peaks in women of reproductive age, irrespective of HIV [22]. Pregnancy is not routinely included in national/international TB registries, but worldwide, at least 216,000 TB cases are reported to occur in pregnancy annually [2]. Immune changes in pregnancy may alter the risk of disease, TB presentation, and diagnosis [4,31,32]. Complications of TB developing during pregnancy and lactation are well known and can include maternal death, preeclampsia, vaginal bleeding, and maternal death as well as prematurity, low birth weight, and fetal or infant death, particularly if TB is inadequately treated [22,33,34]. Notably, many TB drugs are categorized by the US FDA as former category C (Table 1), and many have undetermined placenta crossing, fetal, or lactation compatibility [6] (Table 1). In addition, drug absorption, distribution, metabolism, and elimination may be modified in pregnancy and lactation [35,36], and increased clearance of some drugs requires dose modification, particularly in the third trimester [37]. Lastly, there is often a significant time gap between licensure of medicines and pregnancy-specific data being obtained. HIV antiretrovirals, which have more data in pregnancy, still had a median gap of 6 years from licensure to access [38].

TB trial design considerations and recommendations for pregnant and lactating women. In 2018, the US FDA and the US Federal Task Force on Research Specific to Pregnant Women and Lactating Women (PREGLAC) issued separate documents to accelerate inclusion of pregnant and lactating women in clinical trials. The FDA draft guidance [23] outlines prerequisites for “reasonable” and “ethically justifiable” inclusion of pregnant women in premarketing studies (i.e., “adequate” preclinical data plus the potential to provide unique clinical benefit to the woman or fetus) and postmarketing studies (i.e., “adequate” nonclinical data plus established safety in nonpregnant women and no alternate means to extrapolate efficacy and/or assess safety). Generally, Phase I and II trials should be conducted in nonpregnant women of reproductive age, and inclusion of pregnant women should be considered in Phase III or IV trials based on clear risks and benefits assessment. Critical trial components include PK data with minimum requirements (i.e., gestational age at enrollment, gestational timing/duration of drug exposure, and pregnancy outcomes [adverse maternal, fetal, and neonatal events]), obstetrical care meeting recognized standards for pregnant women on trial, and follow-up safety data among infants of mothers with investigational drug exposure. The FDA also provides guidance regarding evaluation of systemic drug exposure to fetus/newborn,

Table 1. FDA/WHO pregnancy classification and select maternal–fetal and reproductive toxicity characteristics of drugs used to treat TB.

Drug Name	FDA ^a	WHO Grouping ^b	Crosses Placenta (Cord: Maternal Ratio)	Fetal Toxicity	Breastfeeding Compatible ^b	Teratogenic in Reproductive Toxicity Studies	Additional Concerns in Pregnancy and Postpartum
Isoniazid	C	1	Y	CNS defects	Yes (<5%)	No	Possible increased hepatotoxicity
Rifampin	C	1	Y	Hemorrhage	Yes (minimal passage, approximately 0.05% to <5%)	Yes	Possible postpartum hemorrhage; interacts with NNRTIs, PIs, decreases efficacy of hormonal contraceptives
Ethambutol	C	1/C	Yes	Jaundice	UD (minimal passage, <5%)	Yes (low incidence)	–
Pyrazinamide	C	1/C	Unknown	Jaundice	UD (excreted in breast milk)	UD	Differential recommendation between US CDC and WHO for use in TB treatment in pregnancy
Rifabutin	B	–	UD	–	UD	No	Possible postpartum hemorrhage; interacts with NNRTIs, PIs, decreases efficacy of hormonal contraceptives
Rifapentine	C	–	UD	–	UD	Yes	Possible postpartum hemorrhage; interacts with NNRTIs, PIs, decreases efficacy of hormonal contraceptives
Aminoglycosides							
Capreomycin	C	Not A–C	Yes	–	UD	Yes	–
Streptomycin	D	C	Yes	Ototoxicity, thrush, diarrhea	Yes (minimal passage)	No	–
Kanamycin	D	Not A–C	Yes	Ototoxicity	Yes (minimal passage)	No	–
Amikacin	D	C	Yes	Ototoxicity	UD	UD	–
Levofloxacin	C	A	Yes	Possible bone	Yes	No	–
Moxifloxacin	C	A	Yes	Possible bone	UD	No	–
Gatifloxacin	C	Not A–C	UD	Possible bone	UD	No	–
Ethionamide/prothionamide	C	C	UD	Developmental anomalies	UD	Yes	Developmental abnormalities in human case series
P-aminosalicylic acid	C	C	UD	Diarrhea	No	No	–
Cycloserine	C	B	UD	–	Yes	UD	Congenital sideroblastic anemia
Terizidone	–	B	UD	–	Yes	UD	–
Thioacetazone	–	Not A–C	UD	–	UD	UD	–
Clofazimine	C	B	UD	Reversible skin pigmentation	UD	No	–
Clarithromycin	C	Not A–C	Yes (0.15)	–	UD	No	–
Amoxicillin-clavulanic acid	B	Not A–C	Yes (0.56)	Necrotizing enterocolitis, transaminitis	UD	No	–
Linezolid	C	A	UD	–	UD	No	Case report of reduced PK in pregnancy
Imipenem/meropenem	C	C	UD	–	UD	No	–
High-dose isoniazid	C	Not A–C	Yes (0.73)	CNS defects	UD	No	Possible hepatotoxicity
Bedaquiline	B	A	UD	–	UD	No	Drug accumulation in tissues
Delamanid	Not approved ^c	C	UD	–	UD	Yes	Embryofetal toxicity at maternally toxic doses in rabbits; breast milk concentration 4× higher than blood in rats

(Continued)

Table 1. (Continued)

Drug Name	FDA ^a	WHO Grouping ^b	Crosses Placenta (Cord: Maternal Ratio)	Fetal Toxicity	Breastfeeding Compatible ^b	Teratogenic in Reproductive Toxicity Studies	Additional Concerns in Pregnancy and Postpartum
Pretomanid	Not approved	–	UD	–	UD	UD	
Sutezolid	Not approved	–	UD	–	UD	UD	

Table adapted from [6].

^a The former FDA categories were defined as follows: category A: adequate and well-controlled studies have failed to demonstrate a risk to the fetus in the first trimester of pregnancy (and there is no evidence of risk in later trimesters); category B: animal reproduction studies have failed to demonstrate a risk to the fetus, and there are no adequate and well-controlled studies in pregnant women; category C: animal reproduction studies have shown an adverse effect on the fetus, and there are no adequate and well-controlled studies in humans, but potential benefits may warrant use of the drug in pregnant women despite potential risks; category D: there is positive evidence of human fetal risk based on adverse reaction data from investigational or marketing experience or studies in humans, but potential benefits may warrant use of the drug in pregnant women despite potential risks; category X: studies in animals or humans have demonstrated fetal abnormalities, and/or there is positive evidence of human fetal risk based on adverse reaction data from investigational or marketing experience, and the risks involved in use of the drug in pregnant women clearly outweigh potential benefits. The US FDA now uses narrative summaries to communicate what information is known and not known for individual drugs. However, the former risk categorization is still felt to be useful and has been used in this table. <https://www.fda.gov/about-fda/economic-impact-analyses-fda-regulations/summary-content-and-format-labeling-human-prescription-drug-and-biological-products-requirements>.

Additional information about each drug can be found at <https://www.accessdata.fda.gov/scripts/cder/daf/index.cfm>.

^b Information on breast milk transfer of TB drugs is collated on LactMed, the National Library of Medicine searchable database of drugs to which breastfeeding mothers may be exposed. <https://toxnet.nlm.nih.gov/newtoxnet/lactmed.htm>.

^c Approved by European Medicine Association and other non-FDA agencies outside the US.

Abbreviations: CDC, Centers for Disease Control and Prevention; CNS, central nervous system; FDA, Food and Drug Administration; NNRTI, nonnucleoside reverse transcriptase inhibitor; PI, protease inhibitor; PK, pharmacokinetics; UD, undetermined; WHO, World Health Organization

<https://doi.org/10.1371/journal.pmed.1002882.t001>

women who become pregnant on study, obtaining adequate nonclinical reproductive and developmental toxicology data, identifying trial populations standing to benefit most while minimizing risk, gestational timing of investigational drug exposure relative to fetal development, and appropriate control populations. In its report, PREGLAC highlighted 15 recommendations to encourage research on therapies during pregnancy and lactation, the majority of these being of particular relevance to TB therapeutics [18].

An international group of experts has also issued recommendations with particular reference to TB treatment trials: pregnant and lactating women should be eligible for Phase III MDR TB trials unless a compelling reason for exclusion exists, drug companies should be encouraged to complete reproductive toxicity studies of TB drugs before beginning Phase III studies, trials of shortened treatment regimens for latent TB infection (LTBI) should be designed to improve completion rates and reduce risk of progression in pregnancy and lactation, targeted PK studies should be nested in all TB studies when evidence is lacking, and a TB pregnancy registry should be established to accumulate data on maternal–infant outcomes [6]. These were discussed at the March 2018 WHO technical consultation discussions, and the following propositions were made.

Trial designs for active TB disease in pregnant and lactating women. Inclusion in Phase III trials is likely the only way to access more optimal regimens/newer agents and generally the only way to obtain safety, PK, and outcome data in this population, as postmarketing studies are not prioritized for funding or by regulatory bodies. In this respect, because MDR TB has significant morbidity and mortality and because many MDR TB drugs are associated

with substantial intolerance and adverse effects, it is reasonable to consider inclusion of pregnant and lactating women in Phase III MDR TB treatment trials when there is no teratogenicity signal from reproductive toxicity. However, to our knowledge, no Phase III trial of MDR TB treatment has included pregnant women to date. To counter the automatic exclusion of pregnant women that currently pervades the TB trial landscape, early discussion among trialists, pharmaceutical companies, maternal–child experts, ethicists, and regulatory bodies are needed to address risks, benefits, and compelling rationale for inclusion [7].

Another important approach is to capture pregnancy outcomes among women who become pregnant while participating in a therapeutic trial. Current practice is to discontinue study drugs at the time pregnancy is identified and define the participant as “unassessable.” Instead, newly pregnant participants should be reconsented, offering the option to continue the study drug unless teratogenicity is known or suspected. All current information concerning the drug/regimen during pregnancy should be reviewed and communicated, including any shifts in risk–benefit balance, and carefully described to the patient. Examples of such secondary consent forms have been developed and are already used in some clinical trials [4]. Furthermore, support and mandates to standardize systematic data collection and reporting to a global pregnancy TB treatment registry is urgently needed. Similar to the HIV antiretroviral therapy (ART) registry, data from pregnancy, delivery, and infancy until age 6 months should be mandated [39, 40]. Whether from trials or registries, collecting PK and outcome data among pregnant women will be invaluable and can be pooled for analysis once sufficient data have accumulated. Novel physiologically based PK and pharmacodynamics (PD) modeling can also be applied to estimate drug dosing in pregnancy, but prediction of safety and toxicity profiles still requires trial data [41].

The postmarketing opportunistic PK model illustrated by International Maternal Pediatric Adolescent AIDS Clinical Trials Network (IMPAACT) P1026s [42] is another approach to advance the evidence base (Table 2). This protocol is enrolling pregnant and lactating women

Table 2. Ongoing and planned clinical trials in pregnant and lactating women (as of December 2018).

Study/Trial Number	Funding/Sponsor	Phase	TB Type	Purpose	Design	Regimen	Study Population	Location	Status
LTBI									
IMPAACT P2001/ NCT02651259	NIH NIAID, NICHD	I/II	LTBI	PK, tolerability, and safety of 3HP for LTBI	Open-label, non-randomized trial	12 once-weekly doses of P and H (3HP)	Pregnant (≥ 14 weeks GA)/lactating women (18 years+), HIV + (any CD4, compatible ARV)/HIV–, with LTBI or known recent pulmonary TB exposure	Haiti, Kenya, Malawi, Thailand, Zimbabwe	Fully accrued/ results expected early 2020
IMPAACT P1078/ NCT01494038	NIH NIAID, NICHD	IV	LTBI	Safety of antepartum versus postpartum-initiated IPT for TB prevention in HIV + pregnant women in high-TB-burden settings	Randomized, double-blind, placebo-controlled trial	Immediate H (entry through week 28), then placebo through week 40 postpartum versus placebo (entry through week 12 postpartum), then H through week 40 postpartum	Pregnant (≥ 14 weeks GA)/lactating women (13 years+), HIV + (any CD4, any ARV) without active TB	Botswana, Haiti, India, South Africa, Tanzania, Thailand, Uganda, Zimbabwe	Completed/ primary results presented CROI 2018 [49]

(Continued)

Table 2. (Continued)

Study/Trial Number	Funding/Sponsor	Phase	TB Type	Purpose	Design	Regimen	Study Population	Location	Status
IMPAACT CS 5021	NIH NIAID, NICHD	IV	LTBI	Safety, tolerability, optimal timing, and PK of 1HP versus 3HP in pregnant and postpartum women	Open-label, randomized, 4-arm factorial design trial	1HP versus 3HP in HIV-infected pregnant and postpartum women	Recently exposed or LTBI+, HIV+ (any CD4, compatible ARV) pregnant (≥ 24 weeks GA) women; subset of HIV- for PK and safety under consideration	Multisite international	Planned
DS TB									
Tshepiso	NIH NICHD	IV	DS	PK of first-line TB drugs	Open-label, nonrandomized trial	First-line TB drugs with and without ARVs	HIV+ (any CD4, any ARV)/HIV- pregnant and postpartum/lactating women	South Africa	Completed. Some results published [41,44,45]
PK of first-line TB drugs in pregnancy	NIH NICHD	IV	DS	PK of first-line TB drugs	Open-label, nonrandomized trial	First-line TB drugs with and without ARVs	HIV+ (any CD4, any ARV)/HIV- pregnant and postpartum/lactating women	India	Ongoing
DR TB									
VirTUAL/ NCT03923231	EDCTP		DS/DR	PK/PD modeling to predict doses for pregnant women, lactating women, and children	PK studies and modeled data	First- and second-line TB drugs with and without ARVs	HIV+/HIV- pregnant (≥ 20 weeks GA) and lactating women on first-line TB treatment or second-line MDR TB treatment. NCT03923231 assessing atazanavir/ritonavir with rifampin, specifically	South Africa, Uganda, United Kingdom, and Italy	Ongoing
ACTG 5300B IMPAACT2003B/ NCT03568383	NIH NIAID, NICHD	III	DR	Efficacy and safety of De versus IPT for MDR TB prevention in high-risk household contacts (HIV+, non-HIV immunosuppression, LTBI, and children <5 years)	Open-label, randomized trial	De $\times 26$ weeks versus H $\times 26$ weeks	Children and adult household contacts of MDR TB case, HIV+ (any CD4, any ARV)/HIV-, possible opportunistic substudy of PK among women who become pregnant during study drug intake	27 sites on 3 continents	Accrual expected to start mid-2019. Pregnancy study under consideration
BDQ in pregnancy	South Africa MRC	IV	DR	PK of BDQ in pregnancy	Open-label, nonrandomized trial	BDQ in optimized regimen	HIV+ (any CD4, compatible ARV)/HIV- pregnant and postpartum women on MDR TB treatment	South Africa	Ongoing

(Continued)

Table 2. (Continued)

Study/Trial Number	Funding/Sponsor	Phase	TB Type	Purpose	Design	Regimen	Study Population	Location	Status
IMPAACT P1026s/ NCT00042289	NIH NIAID, NICHD	IV	DS/ DR	PK of ARVs and first- and second-line TB drugs (including BDQ and De) in pregnant women and their infants and ARVs in postpartum before/after initiation of hormonal contraceptives	Open-label, nonrandomized trial	ARVs without TB drugs; ARVs with TB drugs; no ARVs with TB drugs; +/- ARVs with second-line TB drugs; ARVs with postpartum hormonal contraceptives	HIV+ (any CD4, compatible ARV)/HIV – pregnant (≥20 weeks GA) and postpartum/lactating women on first-line TB treatment or second-line MDR TB treatment	US and international sites (TB mostly from South Africa)	Accrual expected mid-2019/ results expected 2025
IMPAACT 2026	NIH NIAID, NICHD	IV	DS/ DR	PK of first- and second-line TB drugs in pregnant women with and without HIV	Open-label, nonrandomized trial	ARVs, contraception, and TB-related drugs during and after pregnancy	HIV–/HIV+ (any CD4, compatible ARV), pregnant (≥20 weeks GA) and postpartum/lactating women on first-line TB treatment or second-line MDR TB treatment	TBD	Concept sheet in development

IMPAACT trial protocols can be found at <https://impaactnetwork.org/studies/index.asp>; NCT is the <https://clinicaltrials.gov/> identification number; trials including HIV-infected (HIV+) are demarcated using bolded “HIV+” in the Study Population column.

Abbreviations: 1HP, 1 month of daily H and P; 3HP, 3 months of weekly H and P; ACTG, AIDS Clinical Trials Group; ARV, antiretroviral; BDQ, bedaquiline; CROI, Conference on Retroviruses and Opportunistic Infections; De, delamanid; DS, drug-sensitive; DR, drug-resistant; EDCTP, European & Developing Countries Clinical Trials Partnership; GA, gestational age; H, isoniazid; HIV, human immunodeficiency virus; IMPAACT, International Maternal Pediatric Adolescent AIDS Clinical Trials Network; IPT, isoniazid preventive therapy; LTBI, latent TB infection; MDR, multidrug-resistant; MRC, Medical Research Council; NIH, National Institutes of Health; NIAID, National Institute of Allergy and Infectious Diseases; NICHD, Eunice Kennedy Shriver National Institute of Child Health and Human Development; P, rifapentine; PD, pharmacodynamics; PK, pharmacokinetics; TB, tuberculosis; TBD, to be determined

<https://doi.org/10.1371/journal.pmed.1002882.t002>

to assess the safety and PK of first- and second-line TB drugs routinely used in clinical practice as regimens evolve [43]. Assessments are made by pregnancy trimester, at delivery, and postpartum, with careful monitoring/ascertainment of maternal, fetal, and infant outcomes. PK of multiple TB drugs are captured in maternal plasma by pregnancy stage and from cord blood, breast milk, and infant samples along with relevant maternal–fetal–infant safety and clinical outcomes. This model also allows for study of DDIs between TB drugs and both antiretrovirals and postpartum contraceptives [44,45].

Trial designs for TB preventive therapy in pregnant and lactating women. Despite the large burden of LTBI and risk of progression to active TB, pregnant women have been systematically excluded from the >12 Phase III and postmarketing clinical studies of TB preventive therapy [6,46]. Data from nonpregnant individuals and small observational studies have informed the guidance for isoniazid preventive therapy (IPT) in pregnancy [47,48]. The first randomized placebo-controlled trial to assess safety and optimal timing of IPT in HIV-infected pregnant women in high-TB-burden settings (IMPAACT P1078) was recently completed (Table 2) [49]. The relative risks and benefits of immediate antepartum versus deferred postpartum IPT initiation was assessed and included careful monthly monitoring of maternal, fetal, pregnancy, and infant outcomes. No differences in maternal safety outcomes, maternal–infant TB, or infant safety outcomes were found between arms, but an increase in composite adverse pregnancy outcomes was observed in the immediate IPT arm. Shorter-course, efficacious TB preventive therapy regimens have been studied in nonpregnant adults [50,51]. With

greater advocacy and effort on behalf of groups focused on high-quality data for pregnant women, postmarketing trials assessing shorter LTBI regimens are also now underway or in development for pregnant women (Table 2). These include IMPAACT P2001 (PK and safety of 3 months of weekly isoniazid and rifapentine [3HP]) and IMPAACT Concept 5021 (safety, tolerability, optimal timing, and PK of 3HP versus 1 month of daily isoniazid and rifapentine [1HP]).

The IMPAACT network serves as an excellent example of how a group focused on therapeutics in pregnant women can make major strides to close the evidence gap (Table 2). Establishing a global TB registry and inclusion of pregnant women into relevant Phase III TB trials should be the next step. TB therapeutic protocols under development should be reviewed by experts in the care of TB in pregnant women, maternal–fetal medicine specialists, regulatory authorities, and bioethicists who can further comment on the risks and benefits of including pregnant women during the trial planning stage.

Children

Overview of TB in children. Globally, approximately 10% of TB cases occur among children (0–14 years) annually. Of the estimated 1,000,000 cases in 2017, only 360,000 were notified to WHO, yet children < 5 years old are particularly vulnerable, accounting for >50% of child TB cases and approximately 80% of child TB-related deaths [1]. In contrast to the situation in adults, children display a wide spectrum of TB disease phenotypes ranging from nonsevere, often paucibacillary pulmonary/intrathoracic TB (usually uncomplicated lymph node disease) to severe disseminated TB and TB meningitis, a major cause of TB-related morbidity and mortality in children [52]. Paucibacillary intrathoracic TB (minimal or nonsevere TB) is more prevalent overall, and TB treatment outcomes are generally good for drug-sensitive (DS) and drug-resistant (DR) TB (provided treatment is initiated early), even when considerably lower doses of antituberculosis drugs were used for DS TB [53]. However, risk of progression from infection to active TB disease varies substantially by age and with HIV infection. PK also varies because of effects related to child age and size. Young children, particularly <2 years old, are at much higher risk of developing TB and severe disease forms [54] and typically require higher mg/kg doses of most TB drugs to reach adult therapeutic targets. Finally, TB diagnosis and treatment response monitoring rely on clinical, more subjective measures in at least 60% of children, as young children cannot spontaneously produce sputum for examination, and paucibacillary disease (sputum smear negative) is diagnosed by culture, the current diagnostic gold standard, in only 30%–40% of cases [55].

TB trial design considerations and recommendations for children. With concerted effort and advocacy along with academic and government funding and recognition from regulatory agencies, the pediatric TB trial landscape has substantially improved, as evidenced by the number of ongoing and planned studies of treatment for the diverse forms of TB in children (Table 3). The ways in which pediatric and adult TB differ inform the type of pediatric TB drug trials needed and their key design considerations. If children are to be included in adult trials, different inclusion and exclusion criteria may be needed, and definitions used to determine study endpoints (e.g., unfavorable outcome) require careful consideration because of differing clinical features and diagnostic challenges of TB in children compared with adults. Diagnosis, treatment response monitoring, and characterization of treatment outcome in children often depend on clinical measures that are relatively imprecise compared with the diagnostic standard used in adults. Limited availability of pediatric-friendly formulations also poses a barrier to enrollment of younger children. Large Phase III clinical trials may not be feasible or always needed for children, yet timely PK and safety data in children, especially in

Table 3. Ongoing and planned TB clinical trials in children (as of December 2018).

Study/Trial Number	Funding/Sponsor	Phase	TB Type	Purpose	Design	Regimen	Study Population	Location	Status
LTBI									
TBTC Study 35/ NCT03730181	TBTC, CDC	I/II	LTBI	Optimal dose, PK, and safety of 3HP for LTBI in HIV +/- children	Open-label PK and safety trial of P and H coformulation	P in fixed dose combination + H + P single formulation	Infants and children (0–12 years old), HIV +/-, modified age de-escalation, population PK modeling	South Africa	Accrual expected to start 2019
IMPAACT CS 5019	NIH NIAID, NICHD	I/II	LTBI	PK, safety, and tolerability of IHP in HIV-infected and uninfected children with exposure to DS TB	Multicenter, open-label dose-finding and safety study	IHP with integrase inhibitors in HIV-infected children	Infants, children, and adolescents <12 years old, HIV +/-	Multisite international	Planned
iTIPS/NCT02613169	Thrasher Research Fund	II	LTBI	Efficacy of INH to prevent MTB in HIV-exposed uninfected infants	Randomized control trial	Daily H x12 months versus no H	Infants (6 weeks), HIV-exposed	Kenya	Fully accrued
P4v9 Trial/ NCT00170209	Canadian Institutes of Health Research	III	LTBI	Efficacy, safety, and tolerability of R and H for LTBI	Multicenter, open-label, randomized positive-controlled trial	R x4 months versus H x9 months	Children and adolescents (<18 years), children with LTBI at high risk of TB	Canada, Australia, Benin, Ghana, Guinea, Indonesia	Fully accrued
TB-CHAMP/ ISRCTN92634082	Joint Global Health Trials Scheme, South African MRC	III	LTBI	Efficacy of Le for MDR TB prevention in HIV +/- child household contacts	Multicenter, cluster randomized, double-blind, placebo-controlled, superiority trial	Daily Le x6 months versus placebo	Infants and children (0 to <5 years old), HIV +/-HIV-, household randomization, IGRA +/-	South Africa	Enrolling
V-QUIN/ ACTRN12616000215426	Australian National Health and MRC	III	LTBI	Efficacy of Le for MDR TB prevention in adult and adolescent household contacts	Multicenter, randomized, double-blind placebo-controlled, superiority trial	Daily Le x6 months versus placebo	Adolescents and adults, HIV +/-, household randomization, TST+	Vietnam	Enrolling
A5300B I2003B/ NCT03568383 (PHOENIX)	NIH NIAID, NICHD	III	LTBI	Efficacy and safety of De versus standard-dose H for MDR TB prevention in high-risk household contacts	Multicenter, open-label, randomized superiority trial	Daily De x26 weeks versus daily H + vitamin B6 x26 weeks	Adults, adolescents, children, infants, HIV +/-, household randomization	Botswana, Brazil, Peru, India, Philippines, Haiti, South Africa, Thailand, Kenya	Planned to open 2019
DS TB									
DAtiC/NICHD069175 NCT01637558	NIH NICHD	I	DS	PK of first-line TB drugs using 2010 WHO guidelines across pediatric populations	Intensive PK sampling of HRZE	ATT no ART, ATT + LPV/r-based ART; no ATT on LPV/r-based ART; ATT + NVP-based ART	Children and infants (0–12 years), HIV +/-HIV-, malnutrition, drug-drug interactions, population PK modeling	South Africa, Malawi	Fully accrued
OptiRif Kids	TB Alliance, Unitaid	I	DS	PK, safety, and dose optimization of R for TB treatment in children and infants	Intensive PK sampling	High-dose R	Infants and children (0–12 years old), HIV-	South Africa	Fully accrued

(Continued)

Table 3. (Continued)

Study/Trial Number	Funding/Sponsor	Phase	TB Type	Purpose	Design	Regimen	Study Population	Location	Status
Treat infant TB	TB Alliance, Unitaid	I	DS	PK and safety of first-line TB drugs using 2010 WHO dosing in infants	Intensive PK sampling, first-line TB drugs, single-drug formulation	Standard-dose HRZ	Infants <12 months, HIV+/-	South Africa	Fully accrued
IMPAACT P1101/ NCT01751568	NIH NIAID, NICHD	I/II	DS	Safety and tolerability of raltegravir with R-containing TB regimen in infants and children	Open-label, dose-finding, safety, tolerance, and PK study of raltegravir	Chewable raltegravir tablets + 2NRTIs + R-containing TB regimen	HIV+/TB-coinfected children (≥ 4 weeks to <12 years old), received ≥ 1 week and ≤ 20 weeks of R-based TB therapy prior to ARV initiation	South Africa	Enrolling
HIVPED001/ NCT02348177	AFD, MSF, AECID Spain; SDC	I/II	DS	Safety, tolerability, and virological effect of "superboosting" in HIV-TB-coinfected infants and children	Multicenter, open-label, nonrandomized, noninferiority PK study	Super-boosted LPV/r (1:1) + R versus standard-boosted LPV/r (4:1) without R	Children, infants, (>42 weeks old) HIV+, clinical TB diagnosis	South Africa, Thailand, France	Fully accrued
TBM-KIDS/ NCT02958709	NIH NICHD	II	DS	Efficacy, PK, and safety of high-dose R +/- Le for TB meningitis in children	Open-label, randomized trial	High-dose R + EHZ $\times 2$ months/10HR versus high-dose R + LeHZ $\times 2$ months/10HR versus standard of care (2REHZ/10HR)	Children and infants (6 months–12 years), HIV+/-, intensive PK, population PK modeling	India, Malawi	Enrolling
SHINE study/ ISRCTN63579542	Joint Global Health Trials Scheme	III	DS	Efficacy and safety of shortened first-line TB regimen using 2010 WHO-recommended doses for minimal TB in children	Open-label, randomized, noninferiority trial	2HRZ(E)/2HR versus 2HRZ(E)/4HR	Children, adolescents, and infants (0–16 years old), HIV+/HIV-, nested PK studies, drug-drug interactions	India, Uganda, Zambia, South Africa	Fully accrued
SURE-TBM/ ISRCTN40829906	MRC, DFID, NIHR, Wellcome Trust	III	DS	Efficacy and safety of high-dose R, Le, and H with Z for shortening TB meningitis treatment to 6 months	Open-label, randomized, noninferiority trial	Higher dose (6RLeHZ) versus WHO standard of care regimen (2HRZE/10HR)	Infants, children, and adolescents (28 days–15 years old), HIV+/-	Vietnam, India, Uganda, Zambia, Zimbabwe	Planned
PK-PTB HIV01/ NCT01687504 NCT01699633 NCT01704144	NIH NICHD	IV	DS	PK and safety of WHO-recommended increased dosages of first-line TB drugs in children with TB and HIV/TB coinfection	Open-label, steady-state PK study of first-line TB drugs and ARVs		Children, infants (3–14 years old), HIV+/-, drug-drug interactions	Ghana	Fully accrued
Rifabutin PK trial	ICMR, NACO	IV	DS	PK and safety of rifabutin	PK and safety	Rifabutin	Adults, children, HIV-	India	Planned
DR TB									
MDR-PK 1	NIH NICHD	I/II	DR	PK, safety of second-line drugs for MDR TB, particularly Mo, Le, and Li	Semi-intensive PK sampling, model-based analysis	Ethionamide, Le, ofloxacin, Mo, high-dose H, PZA, terizidone, PAS	Children, infants, adolescents (<18 years), HIV+/HIV-, drug-drug interactions	South Africa	Fully accrued

(Continued)

Table 3. (Continued)

Study/Trial Number	Funding/Sponsor	Phase	TB Type	Purpose	Design	Regimen	Study Population	Location	Status
MDR-PK2	NIH NICHD	I/II	DR	PK, safety of second-line drugs for MDR TB, particularly Mo, Le, and Li	Semi-intensive PK sampling, model-based analysis	Li, Mo, Le, clofazimine, BDQ	Children, infants, adolescents (<18 years old), HIV +/-, drug-drug interactions	South Africa	Fully accrued
IMPAACT P1108 NCT02906007	NIH NIAID, NICHD	I/II	DR	PK, safety, and tolerability of BDQ for MDR TB	Open-label, single-arm, dose-finding and safety study	BDQ x24 weeks + routine background MDR therapy	Children, infants, adolescents (0–18 years old), HIV +/-, population PK modeling, modified age de-escalation	South Africa, India, Haiti	Enrolling
232 and 233 NCT01856634 NCT01859923	Otsuka	I/II	DR	PK, safety, tolerability, and efficacy of De + MDR TB therapy in HIV-	Open-label, single-arm dose-finding trial	Multiple doses of De x6 months + OBR	Children, infants, adolescents (0–17 years old), HIV-, population PK modeling, age de-escalation	Philippines, South Africa	Fully accrued
IMPAACT 2005 NCT03141060	NIH NIAID, NICHD	I/II	DR	PK, safety, tolerability of De + OBR for MDR TB in HIV +/- children	Multisite, open-label, single-arm dose-finding trial	De x6 months + OBR	Children, infants, adolescents (<18 years old), HIV +/-, population PK modeling	Botswana, India, South Africa, Tanzania	Enrolling
Janssen C211 NCT02354014	Janssen	II	DR	PK, safety, tolerability of BDQ + OBR for MDR TB	Multicenter, open-label, single-arm, dose-finding and safety trial	BDQ x24 weeks + OBR	Children, infants, adolescents (0–18 years old) HIV-, age de-escalation	Russian Federation, South Africa, Philippines	Enrolling
IMPAACT 2020 “Smart Kids”	NIH NIAID, NICHD	II	DR	Safety, efficacy of oral 6-month regimens for RR/MDR/pre-XDR/XDR TB	Multicenter, open-label, randomized trial	Oral 6-month regimen BDQ, De, Li, Le (clofazimine for FQ resistant)	Infants, children, adolescents (0–15 years old), HIV +/-	Multisite	Planned
IMPAACT P1106 NCT02383849	NIH NIAID, NICHD	IV	DS/ DR	PK and safety of R and H with NVP or LPV/r in low-birth-weight infants	Open-label, nonrandomized PK study of ARVs and TB medicines	NVP versus NVP + H versus NVP + H + R versus H alone or H + R versus LPV/r + 2NRTIs +/- H versus LPV/r + 2NRTIs + R +/- H	Infants (7–14 days old), HIV +/-, low birth weight, premature	South Africa	Enrolling

IMPAACT trial protocols can be found at <https://impaactnetwork.org/research-areas/tuberculosis.htm>; NCT is the <https://clinicaltrials.gov> identification number; trials including HIV-infected (HIV+) persons are demarcated using bolded “HIV+” in the Study Population column.

Abbreviations: 1HP, 1 month of daily isoniazid and rifapentine; 3HP, 3 months of weekly isoniazid and rifapentine; AECID, Agencia Española de Cooperación Internacional para el Desarrollo (Spanish Agency for International Development Corporation); ART, antiretroviral therapy; ARV, antiretroviral; AFD, French Development Agency; ATT, antituberculosis therapy; BDQ, bedaquiline; CDC, Centers for Disease Control and Prevention; De, delamanid; DFID, British Department for International Development; DS, drug-sensitive; DR, drug-resistant; E, ethambutol; FQ, fluoroquinolone; H, isoniazid; HIV, human immunodeficiency virus; ICMR, Indian Council of Medical Research; IGRA, interferon gamma release assay; IMPAACT, International Maternal Pediatric Adolescent AIDS Clinical Trials Network; INH, isoniazid; Le, levofloxacin; Li, linezolid; LPV, lopinavir; LTBI, latent TB infection; Mo, moxifloxacin; MDR, multidrug-resistant; MRC, Medical Research Council; MSF, Médecins Sans Frontières; NACO, National AIDS Control Organization; NIAID, National Institute of Allergy and Infectious Diseases; NICHD, Eunice Kennedy Shriver National Institute of Child Health and Human Development; NIH, National Institutes of Health; NIHR, National Institute for Health Research; NRTI, nucleoside reverse transcriptase inhibitor; NVP, nevirapine; OBR, optimized background regimen; P, rifapentine; PAS, P-aminosalicylic acid; PK, pharmacokinetics; PZA, pyrazinamide; R, rifampin; RR, rifampicin-resistant; SDC, Swiss Agency for Development and Cooperation; TB, tuberculosis; TBTC, Tuberculosis Trials Consortium; TST+, tuberculin skin test positive; WHO, World Health Organization; XDR, extremely drug-resistant; Z, pyrazinamide

<https://doi.org/10.1371/journal.pmed.1002882.t003>

young and HIV-infected children, is critical to inform policy guidance on new therapies deemed to be safe and efficacious in adolescent and adult populations. Modified study designs should be explored to accelerate implementation of PK and safety studies in children while ensuring the validity of the trial results and the safety of all child participants. Unlike younger children, adolescents (typically ≥ 10 years old) have TB disease characteristics similar to adults, including frequent cavitating disease. Adolescents should therefore be routinely considered for inclusion in adult Phase IIb and III trials. However, similar to pregnant and lactating women, legal requirements for child participation in clinical trials are often barriers (perceived or real) and vary by country. When feasible and justified through appropriate consultation, the inclusion of children should be carefully considered and supported early during protocol development. Summaries of considerations for the types of trials needed for children, including practical and ethical considerations regarding inclusion of children in TB trials, can be found elsewhere [5, 56]. Highlights and considerations discussed at the WHO technical consultation are discussed below based on updated information.

Trial designs for active TB disease in children. Considering scenarios in which disease progression and/or response to an intervention are expected to differ among adults and children, the classical approach is to conduct PK studies in children to establish appropriate dosing followed by safety and efficacy trials. For example, because children often develop less severe, paucibacillary TB, it is plausible that children would respond equally well (i.e., treatment would have at least equal efficacy) to shorter, less intense, and less complex regimens than adults while potentially improving their tolerability, safety, acceptability, and adherence. Identifying such regimens would require an efficacy study in children, as regimens that could be effective in children may be rejected in adult trials. Based on these assumptions, the currently ongoing Shorter Treatment for Minimal TB in Children (SHINE) trial (ISRCTN63579542) investigates whether a shorter 4-month regimen can be used for children with less severe disease than the standard 6-month adult regimen (Table 3). Other examples include the treatment of LTBI (discussed below) and TB meningitis. TBM Kids (NCT 02958709) is the only currently open trial to assess the treatment of TB meningitis, which especially affects very young children.

In contrast, when considering scenarios in which children and adults are expected to have similar disease progression, response to an intervention, and exposure response, then it is logical to conduct PK studies to achieve drug exposures similar to adults, followed by safety trials at the proper dose. For individual TB medications, it is reasonable to assume that the response in children would be at least as good as in adults. Therefore, repeating formal efficacy studies for individual TB drugs in children is unnecessary. Instead, the focus should be on trials to establish PK, dose, and safety in children. Many of the trials shown in Table 3 are such studies, including the pediatric trials of the recently approved drugs bedaquiline and delamanid. Another example is the Opti-Rif Kids trial (South African trial identifier 27-0117-5411), which aims to characterize rifampin doses among children 0 to <12 years old that approximate exposures observed in adults receiving higher rifampin doses (≥ 35 mg/kg) in adult trials [57]. Both age and weight have an impact on PK in children and must be considered in the design of pediatric PK studies of TB drugs. It is especially critical to include young, small children given that the effects of age and weight are most pronounced in this subgroup. Traditionally, age-de-escalation studies have been a major feature of pediatric PK-focused Phase I/II trials whereby children have been studied in series, rather than in parallel, starting with older children and progressing to younger children. This approach, however, should be avoided if possible: it is costly and time consuming; older children may have limited ability to inform dosing and safety in the youngest children, for whom there is the most uncertainty; and regulatory agencies do not strictly require age de-escalation [5]. HIV infection and malnutrition are additional,

important covariates to consider when designing pediatric trials, and these children should be included in TB therapeutic trials.

If the exposure response to an intervention is expected to differ among children and adults, then PK/PD should be conducted to establish the exposure response in children followed by safety studies. If a PD marker is unavailable to assess pharmacologic response, as is typically the case in bacteriologically unconfirmed TB (i.e., clinically diagnosed TB), then PK studies should be followed by safety and efficacy studies [56]. The traditional assumption that exposure response is similar among children and adults for all types of TB is being questioned. For example, most children with pulmonary TB are sputum smear and culture negative and therefore have different bacillary burden compared with adults with cavitating disease. Given that childhood TB may differ in disease type and severity compared with adult TB, target concentrations for treatment of many forms of childhood TB may differ from those in adults. This provides additional justification for efficacy trials in children in some instances. For example, there are no data from trials investigating regimens to prevent MDR TB in either adult or child household contacts. TB-CHAMP (ISRCTN92634082) is a Phase III cluster-randomized placebo-controlled study that is specifically powered to evaluate the efficacy of 6 months of levofloxacin versus placebo for the prevention of TB in young child household contacts (age < 5 years) of MDR TB cases. Although not powered for efficacy in children, the PHOENIX trial (A5300/I2003) plans to study adult, HIV-infected, and child contacts of MDR TB using delamanid versus isoniazid and is a good example of how key populations can be studied within a single Phase III efficacy trial (Table 2).

Lastly, child-friendly formulations are important to ensure accurate, acceptable, and palatable doses in young children. The development and implementation of bioequivalence studies of pediatric formulations is lengthy and should start much earlier during the drug development process. A potential temporary solution is to better understand how manipulating the adult formulation affects the PK to inform pediatric use. The TASK-002 study successfully assessed the relative bioavailability of 100-mg bedaquiline tablets suspended in water versus when administered in healthy adult volunteers to inform its use in children [58]. This does not eliminate the need for making pediatric formulations available but does improve access to much-needed medications during the timeframe following trial completion and drug registration until routine medication availability.

HIV-infected persons

Overview of TB in HIV-infected persons. Worldwide, an estimated 1,040,000 TB cases and 300,000 TB deaths occurred among HIV-infected persons in 2017—86% of reported HIV-associated TB deaths occurred in sub-Saharan Africa [1]. TB is 20–30 times more likely in the context of HIV and remains the leading cause of death in this population. Adults and children with advanced HIV disease (low CD4 count) are especially vulnerable. This subgroup has a particularly high mortality rate [59] and is more likely to have disseminated TB disease and more rapid disease progression. Despite this, a 2011 review revealed that many TB trials exclude HIV-infected persons with CD4 counts < 200–350 cells/mm³ [60]; our review of recent [61–64], currently enrolling, and registered (clinicaltrials.gov) randomized TB trials suggests recent expansion of inclusion criteria, but HIV-infected persons with very low CD4 counts (<50–100 cells/mm³) remain frequently excluded (Table 4). Overall, clinical management of dual TB–HIV disease is complex [12,65]. As in children, smear-negative TB disease is common in the context of HIV, which poses challenges for TB diagnosis and treatment monitoring. In addition, polypharmacy arising from treatment of HIV, TB, and new/existing comorbidities may increase adverse events and impact adherence and tolerability. Drug

Table 4. Ongoing and planned TB clinical trials in HIV-infected persons 12 years and older (as of December 2018).

Study/Trial Number	Funding/Sponsor	Phase	TB Type	Purpose	Design	Regimen	Study Population	Location	Status
LTBI									
WHIP3TB/ NCT02980016	USAID	III	LTBI	Efficacy of 3HP given once or annually to reduce TB	Open-label, randomized trial	Part A: 6H versus 3HP; part B: 3HP once versus annually	Adults, adolescents, children (2+ years old), HIV+ on ART 3+ months or not eligible for ART, any CD4	South Africa, Mozambique, Ethiopia	Enrolling
TBTC37	CDC	III	LTBI	Efficacy and safety of 6 weeks of HP daily	Open-label, randomized trial	6 weeks daily HP versus 3HP versus 4HR daily versus 4R daily	Adults and adolescents (12 + years old), HIV +/-, on compatible ART, any CD4	US, TBTC international sites TBD	In development
DS TB									
NCT03563599	Qurient	Iia	DS	Assess early bactericidal activity of Telacebec	Open-label, randomized trial	Multiple doses of Telacebec (Q203) versus Rifapour e-275 (RHZE)	Adult (18–65 years old), new treatment-naïve smear-positive DS TB, no HIV exclusion criteria stated	South Africa	Enrollment complete March 19, 2019
ReDEFINE/ NCT02169882	Universitas Padjadjaran, USAID	Iib	DS	Dose finding for R to treat TB meningitis	Double-blind randomized trial	Standard dose versus R ₍₉₀₀₎ or R ₍₁₃₅₀₎ + HEZ ×6 months	Adults (15+ years old), no pregnancy/breastfeeding, on ATT <3 days with clinical suspicion of TBM, no HIV exclusion criteria stated	Indonesia	In data analysis
APT/ NCT02256696	FDA	Iib	DS	Mycobacterial activity of Pa824	Open-label, randomized trial	Pa824 ₍₂₀₀₎ ×12 weeks added to HRZ	Adults (18+ years old); HIV–/HIV+ CD4 ≥350 cells/mm³ and not on ART	South Africa	Enrolling
ACTG5362 CLOFAST	NIH NIAID	Iic	DS	Dose finding for C to treat DS TB	Double-blind randomized trial	(4C ₅₀ versus 4C ₁₀₀ versus 4placebo) + 4HP ₁₂₀₀ ZE/2placebo versus 2placebo versus 2HP	Adults (18+ years old), no pregnancy/breastfeeding, HIV + CD4 ≥ 100 cells/mm³, compatible ARV or about to start	ACTG sites TBD	In development
NCT02836483	LegoChem Biosciences	II	DS	Early bactericidal activity, safety, and PK of oral delpazolid	Open-label, randomized trial	Multiple doses of delpazolid versus Li	Korean adults (19–70 years old) with smear-positive pulmonary TB. No HIV exclusion criteria stated	Korea	Enrolling
TBTC Study 31 ACTG 5349/ NCT02410772	AIDS Clinical Trials Group, CDC	III	DS	Efficacy of 2 shortened rifapentine-containing regimens for pulmonary TB	Open-label, randomized, controlled clinical trial	Standard 6-month regimen versus 4-month regimen substituting P for R versus 4-month regimen substituting P for R and M for E	Children and adults (12 years+), AFB or GeneXpert-positive, documented HIV status, if HIV + CD4 > 100 cells/mm³	USA, Brazil, China, Haiti, India, Kenya, Malawi, Peru, South Africa, Thailand, Uganda, Vietnam, Zimbabwe	Enrollment completed. Follow-up ongoing.
DR TB									

(Continued)

Table 4. (Continued)

Study/Trial Number	Funding/Sponsor	Phase	TB Type	Purpose	Design	Regimen	Study Population	Location	Status
ACTG 5356	NIH NIAID	IIa	DR	Dose-finding for Li in all oral regimens for MDR TB	Open-label, randomized trial	Li (600 qd/1,200 qd) + Bdq200 + De200 + Le (if FQ S) or C (if FQ R)	Adults and adolescents (>12 years old); if HIV + CD4 ≥ 50 cells/mm³	ACTG sites TBD	In development
TBTC Study 32, OPTI-Q NCT01918397	CDC, NIH NIAID	II	DR	Efficacy, safety, and tolerability of using Le in regimen for MDR TB	Blinded, randomized PK/PD trial	4 doses of Le + OBR	Adults (18+ years old), smear-positive/culture-positive MDR TB; HIV+ included must have viral load and CD4 count within 3 months	Peru, South Africa	Enrolling
ACTG 5343/ NCT02583048	NIH NIAID	II	DR	Safety, tolerability, and PK of BDQ and De (alone and in combination) + OBR for RR/MDR TB	Open-label, randomized trial	6 months of BDQ + OBR versus De + OBR versus BDQ + De + OBR; dolutegravir + 2 NRTIs for HIV+ only	Adults (18+ years old), documented RR/MDR pulmonary TB, documented HIV status, if HIV+: CD4 > 100 cells/mm³ and one fully active NRTI available if on ART >6 months and viral load > 500 copies/mL	Peru, South Africa	Active, not recruiting
MDR END/ NCT02619994	University Seoul, Korea	II	DR	Safety, efficacy of shortened injection-free regimen for MDR TB	Open-label, randomized controlled clinical trial	De + Le + Li + Z x 9 or 12 months versus 24 OBR	Adults 19+ years old, no FQ resistance, no HIV exclusion criteria stated	Korea	Enrolling
SODOCU	EDCTP	II	DR	Dose-finding study of U	Open-label dose-finding trial	3U (0 mg qd + 600 mg qd versus 1,200 mg qd versus 600 mg bid versus 800 mg bid) + 3BdqDeM	Adults	TBD	In development
SimpliciTB/ NCT03338621	Global Alliance for TB Drug Development	II/III	DS/DR	Efficacy, safety, and tolerability of a new, shorter oral regimen for DS/DR TB	Open-label, partially randomized trial	DS TB: BDQPaMoZ x4 months versus HRZE/HR x6 months; DR TB: BdqPaMoZ x6 months	Adults (18+ years old), new smear-positive DS/DR TB; HIV+ criteria: CD >100 cells/mm³, Karnofsky score >60%, no IV antifungal in past 90 days, and WHO clinical stage <4 disease	10 countries in Africa, Asia, Europe, and South America	Enrolling
TB PRACTECAL/ NCT02589782	MSF, Global Alliance for TB Drug Development, WHO, THINK	II/III	DR	Safety (Phase II) and efficacy (Phase III) of short regimens containing B and Pa for MDR/XDR TB	Open-label, randomized trial	6 months of BdqPaLiMo, BdqPaLiC, or BdqPaLi versus local WHO SOC MDR/XDR TB regimen	Adults (18+ years old), with microbiologically confirmed TB resistant to at least R; HIV+ included regardless of status	Belarus, South Africa, Uzbekistan	Enrolling

(Continued)

Table 4. (Continued)

Study/Trial Number	Funding/Sponsor	Phase	TB Type	Purpose	Design	Regimen	Study Population	Location	Status
NExT-5001/ NCT02454205	University of Cape Town	II/III	DR	Efficacy, safety, tolerability of shortened, injection-free regimen for MDR TB	Open-label, randomized controlled clinical trial	LiBdqLeZ + E or high-dose H ×6–9 months versus conventional empiric injection-based 21–24 month regimen	Adults (18+ years old), new culture or GeneXpert-positive MDR TB; if HIV + CD4 > 50 cells/mm³	South Africa	Enrolling
ACTG 5273 FIRST	NIH NIAID	III	DR	Efficacy of new regimens for H mono-resistant TB	Open-label, randomized clinical trial	6H 15mg/kg RZE versus 2RZELe/2RLe	Adults, adolescents, and children; any CD4, any ARV	ACTG sites TBD	In development
STREAM/ NCT02409290	IUATLD	III	DR	Efficacy of different regimens for MDR TB	Open-label, randomized clinical trial	Local 2011 WHO MDR TB regimen versus CEMZ ×40 weeks + H, kanamycin, prothionamide × first 16 weeks versus 40 weeks oral regimen BdqCELeZ + H and prothionamide × first 16 weeks versus 28 weeks BdqCELeZ + H and kanamycin × first 8 weeks	Adult (15+ years old), AFB or GeneXpert positive, resistant to rifampicin and isoniazid, if HIV+; willing to start ART and CD4 > 50 cells/mm³	Ethiopia, Georgia, India, Republic of Moldova, Mongolia, South Africa, Uganda	Enrolling
Nix-TB (B-Pa-L)/ NCT02333799	Global Alliance for TB Drug Development	III	DR	Safety, efficacy, tolerability, and PK of BDQ + Li ×6 months for MDR/XDR TB	Open-label trial	6–9 months of BdqPaLi	Children and adults (14+ years old), XDR TB or nonresponsive MDR TB, culture-positive, documented HIV status, if HIV + CD4 > 50 cells/mm³	South Africa	All enrolled
ZeNix NC-007/ NCT03086486	Global Alliance for TB Drug Development	III	DR	Safety and efficacy of various doses and treatment duration of Li + Pa + BDQ for MDR, pre-XDR, and XDR TB	Open-label, partially blinded, randomized clinical trial; even allocation across arms by HIV status and TB type	Li _(1,200) ×26 weeks + Pa + BDQ versus Li _(1,200) ×9 weeks + Pa + BDQ versus Li ₍₆₀₀₎ ×26 weeks + Pa + BDQ versus Li ₍₆₀₀₎ ×9 weeks + Pa + BDQ	Children and adults (14+ years old), documented HIV status, culture or molecular test positive and documented resistance, if HIV + CD4 > 100cells/mm³	Georgia, Republic of Moldova, Russian Federation, South Africa	Enrolling
endTB/ NCT02754765	UNITAID	III	DR	Evaluating newly approved oral, shortened regimens for MDR TB (FQ sensitive)	Open-label, randomized, controlled noninferiority clinical trial	BdqLiMoZ ×39 weeks BdqLiCLEZ ×39 weeks BdqDeLiLeZ ×39 weeks DeLiCLEZ ×39 weeks DeCMoZ ×39 weeks versus control (Z)	Children and adults (15+ years old) with documented pulmonary MTB resistant to R, no HIV exclusion criteria stated	Georgia, Kazakhstan, Kyrgyzstan, Lesotho, Peru, and South Africa	Enrolling
endTB-Q	UNITAID/ MSF	III	DR	Evaluating newly approved oral, shortened regimens for MDR TB (FQ sensitive)	Open-label, randomized, controlled noninferiority clinical trial	6BdqDeLiC versus 10BdqDeLiC versus OBR	Children and adults (15+ years old) with documented pulmonary MTB resistant to R; no HIV exclusion criteria stated	India, Pakistan, Kazakhstan, Lesotho, Peru	In development

(Continued)

Table 4. (Continued)

Study/Trial Number	Funding/Sponsor	Phase	TB Type	Purpose	Design	Regimen	Study Population	Location	Status
BEAT TB	South Africa	III	DR	Safety and efficacy of short regimen for MDR TB	Strategy trial	6BdqDeLeLi ₆₀₀ C (drop Li if FQ sensitive; drop Le if FQ resistant)	Adults	South Africa	In development
DRAMATIC/NCT03828201	US Department of Defense	III	DR	Efficacy and tolerability of shortened injection-free regimen for MDR TB	Open-label, randomized controlled clinical trial	4BdqDeLe ₁₀₀₀ Li ₁₂₀₀ C versus 6BdqDeLe ₁₀₀₀ Li ₁₂₀₀ C versus 2011 WHO regimen	Adults and adolescents 12 + years old, HIV-/ HIV+ any CD4	TBD	In development

Data in this table obtained from clinical trials.gov and adapted from a table compiled by Michael J. Vjecha, MD, on behalf of TBTC Core Science Group.

Abbreviations: 3HP, 3 months of weekly isoniazid and rifapentine; ACTG, AIDS Clinical Trials Group; AFB, acid-fast bacilli; ART, antiretroviral therapy; ARV, antiretroviral; ATT, antituberculosis therapy; Bdq, bedaquiline; C, clofazimine; CDC, Centers for Disease Control and prevention; De, delamanid; E, ethambutol; EDCTP, European & Developing Countries Clinical Trials Partnership; FDA, Food and Drug Administration; FQ, fluoroquinolone; HIV, human immunodeficiency virus; H, isoniazid; IUATLD, International Union Against Tuberculosis and Lung Disease (The Union); Le, levofloxacin; Li, linezolid; LTBI, latent TB infection; MDR, multidrug-resistant; Mo, moxifloxacin; MSF, Médecins Sans Frontières; NIAID, National Institute of Allergy and Infectious Diseases; NIH, National Institutes of Health; NRTI, nucleoside reverse transcriptase inhibitor; OBR, optimized background regimen; P, rifapentine; Pa, pretomanid; PD, pharmacodynamics; PK, pharmacokinetics; R, rifampicin; RR, rifampicin-resistant; s, sensitive; SOC, standard of care; TB, tuberculosis; TBD, to be determined; TBTC, Tuberculosis Trials Consortium; THINK, TB&HIV Investigative Network; U, sutezolid; USAID, United States Agency for International Development; WHO, World Health Organization; XDR, extremely drug-resistant; Z, pyrazinamide

<https://doi.org/10.1371/journal.pmed.1002882.t004>

metabolism, absorption, and toxicity profiles may be altered in HIV, making longer courses of treatment and side effects, such as neuropathy, liver injury, and rash, more likely [66,67]. Immune reconstitution inflammatory syndrome (IRIS)/paradoxical worsening, specific cytochrome interactions, poor nutritional status, and chronic inflammation further impact HIV-infected populations. As in children and pregnant women, physiologically based PK modeling can help inform TB drug dosing in the setting of HIV but cannot replace data generated from trials. In recent years, high-quality evidence has dramatically evolved the use and timing of TB treatment in relation to ART [68]—persons with advanced HIV who are diagnosed with TB are currently recommended to start ART within 2 weeks [69,70]. However, potential DDIs remain a major concern for TB treatment in HIV-infected persons, particularly between antiretrovirals, such as protease inhibitors and integrase inhibitors, and rifamycins, key TB sterilizing agents [12,65]. DDIs and adverse effects cannot always be readily identified from observations in HIV-uninfected populations. A healthy-volunteer study assessing a TB-preventive regimen (rifapentine and isoniazid) and interaction with dolutegravir (HIV antiretroviral) found significant toxicity and was terminated early, yet these effects were not observed in a larger study of HIV-infected persons [71,72]. It is important that TB trials assess the full spectrum of HIV/TB and be sufficiently powered to evaluate the impact of HIV [41,60].

Trial design considerations and recommendations for TB disease and preventive therapies in HIV-infected persons. Inclusion of HIV-TB-coinfected populations in TB clinical trials poses a number of challenges. To enhance their enrollment, TB trials should be conducted, at least in part, in geographic locations where HIV and TB epidemics coincide and interact. Partnering with public-funded trials networks specializing in recruitment of HIV-infected persons can facilitate this. For example, the US CDC Tuberculosis Trials Consortium (TBTC)/AIDS Clinical Trials Group (ACTG) partnership has enhanced enrollment of HIV-infected people in the Phase III randomized trial of rifapentine-containing shortened treatment for pulmonary TB (NCT02410772). Requesting culture-confirmed disease for trial

eligibility also limits enrollment of HIV–TB-coinfected persons. Sensitivity of sputum smear and culture are limited by low bacillary load of TB in the context of HIV [73]. As in young children, less stringent measures, such as clinical TB diagnosis, could be incorporated. To ensure balanced treatment assignments among various trial subgroups, randomization could be stratified by HIV status (i.e., HIV-infected versus -uninfected) or by specific eligibility criteria (i.e., culture-confirmed versus nonconfirmed). Incorporating clinical TB diagnosis as a secondary outcome measure (ideally reviewed by an expert committee blinded to treatment assignment) may also be important for interpreting results in the overall trial population and in key subgroups. Outcome rates could also be assessed by HIV infection/HIV disease status and/or ART use, as treatment outcomes in HIV–TB-coinfected patients may be highly dependent on the specifics of ART management. Consistent with HIV and TB treatment guidelines, ART should be required or expected to be initiated within 4–8 weeks of initiating TB treatment. It is important to understand whether mortality or other poor outcomes in HIV–TB-coinfected patients is related to HIV or TB. Thus, data analysis should be stratified by HIV infection/HIV disease status (i.e., HIV-uninfected, HIV-infected with high CD4 count, and HIV-infected with low CD4 count) to reduce concerns about any potential imbalances in subgroup numbers between randomized arms.

Carefully designed DDI studies are a major element of clinical research of TB therapeutics for treatment and prevention of TB in HIV-infected people, including HIV-infected adults and children [74]. DDIs may be bidirectional, and the potential impact of host genetics is difficult to predict from small PK studies alone. To facilitate enrollment of HIV-infected individuals, DDI studies should be conducted early in drug development and/or nested in major trials [41]. The Phase III randomized ACTG 5279 trial, “Short-Course Rifapentine/Isoniazid for Treatment of Latent TB in HIV-Infected Individuals” (NCT01404312)[51], is an example of a nested DDI study: the first 90 participants that were on efavirenz-based ART and randomized to the rifapentine arm entered into a semi-intensive PK study [75] and were evaluated for PK/PD and potential HIV virologic failure to confirm that efavirenz PK and ART outcomes remained adequate. As in this example, the risk to a TB trial may be lower if PK of an HIV drug is the concern, particularly for shorter periods of TB drug use. If the potential DDI involves one of the TB drugs and may affect the randomized comparison, then an alternative trial design might be used: HIV-infected individuals could be excluded from randomization to the TB intervention but entered into a parallel PK cohort to evaluate the DDI. Once the potential DDI has been resolved, including by testing different drug dosing, randomization of HIV-infected individuals might proceed expeditiously. Alternatively, an observational study could be conducted whereby HIV-infected people who are on a targeted HIV drug and start a TB drug of interest would undergo PK/PD evaluations. IMPAACT P1026s (NCT00042289) uses this design to evaluate routinely used dosing of ART and TB (DS and DR TB) drugs during pregnancy in HIV-infected and uninfected women. The key is to have an ongoing, approved protocol in place that allows for targeted drugs to be studied without needing to develop a new study for each potential DDI. Irrespective of the design used, the respective advantages and disadvantages of intensive versus sparse drug sampling should be considered to facilitate rapid enrollment and availability of information about potential DDIs.

Conclusions

TB therapeutic trials that exclude key populations are often not followed by trials in those populations. Pregnant and lactating women, children, and HIV-infected persons contribute a large proportion of the global TB burden and require optimized TB treatment and access to the latest therapeutic advances. Overall, adequate inclusion and appropriate study of these

populations remain problematic, particularly for pregnant and lactating women; some advances are being made for children, yet pediatric TB trials lag far behind adult trials despite the potential for better TB treatment outcomes among children, and further evaluation of DDIs is needed in HIV–TB-coinfected populations to ensure that HIV-infected persons, particularly those with more advanced HIV disease, more fully benefit from therapeutic advances. Importantly, despite the differences among these populations, several cross-cutting themes exist and can serve as a way forward toward inclusion of key populations in TB clinical trials ([Box 2](#)).

Box 2. Summary of recommendations and cross-cutting issues among key populations

1. Pregnant and lactating women, children, and HIV-infected persons have increased susceptibility to TB and variable responses during TB treatment, which cannot be predicted by modeling data alone. Inclusion into clinical trials—especially Phase IIb and beyond—is often the best way to generate population-specific data, as postmarketing studies are not prioritized and cause delay in obtaining needed information.
2. Ethics are not a reason to exclude people from clinical trials, but careful consideration of design and involvement of content experts, regulatory agency inputs, and community participation is critical to ensure appropriate trial design and implementation. Inclusion will continue to require careful risks and benefits assessments, weighing direct benefits alongside potential risks of adverse effects from interventions on a case-by-case basis. The uncertainty cost of uniform exclusion results in lack of guidance to inform use of these important TB therapies.
3. Design of trials requires careful attention to how safety, risks, and benefits are defined and measured. Novel approaches may be useful, such as desirability of outcome ranking (DOOR)/response adjusted for duration of antibiotic risk (RADAR), a methodology that integrates overall clinical outcome and patient-level risks and benefits and was specifically developed for clinical trials comparing strategies to optimize antibiotic use [76].
4. Rigorous qualitative research is useful to inform trial design and elicit patient, caregiver, and family preferences regarding trial participation and regimens.

Acknowledgments

Thanks to WHO for organizing the conference in Montreux and especially to Christian Lienhardt and Payam Nahid for their leadership in this effort.

This review is an independent work by all authors. The content of this paper is solely the responsibility of the authors and does not necessarily represent the official views of the funders.

References

1. World Health Organization. Global Tuberculosis Report 2018. Geneva, Switzerland: WHO; 2018 [cited 2019 Dec 12]. Available from: https://www.who.int/tb/publications/global_report/en/.
2. Sugarman J, Colvin C, Moran AC, Oxlade O. Tuberculosis in pregnancy: an estimate of the global burden of disease. *Lancet Glob Health*. 2014; 2(12):e710–6. [https://doi.org/10.1016/S2214-109X\(14\)70330-4](https://doi.org/10.1016/S2214-109X(14)70330-4) PMID: 25433626.
3. Hamada Y, Lujan J, Schenkel K, Ford N, Getahun H. Sensitivity and specificity of WHO's recommended four-symptom screening rule for tuberculosis in people living with HIV: a systematic review and meta-analysis. *Lancet HIV*. 2018; 5(9):e515–e23. [https://doi.org/10.1016/S2352-3018\(18\)30137-1](https://doi.org/10.1016/S2352-3018(18)30137-1) PMID: 30139576.
4. LaCourse SM, Cranmer LM, Bekker A, Steingart KR, Black D, Horne DJ, et al. Symptom screening for active tuberculosis in pregnant women living with HIV. *Cochrane Database Syst Rev*. 2018; 2018(1). <https://doi.org/10.1002/14651858.CD012934> PMID: 29910691; PubMed Central PMCID: PMC5997280.
5. Nachman S, Ahmed A, Amanullah F, Becerra MC, Botgros R, Brigden G, et al. Towards early inclusion of children in tuberculosis drugs trials: a consensus statement. *Lancet Infect Dis*. 2015; 15(6):711–20. [https://doi.org/10.1016/S1473-3099\(15\)00007-9](https://doi.org/10.1016/S1473-3099(15)00007-9) PMID: 25957923; PubMed Central PMCID: PMC4471052.
6. Gupta A, Mathad JS, Abdel-Rahman SM, Albano JD, Botgros R, Brown V, et al. Toward Earlier Inclusion of Pregnant and Postpartum Women in Tuberculosis Drug Trials: Consensus Statements From an International Expert Panel. *Clin Infect Dis*. 2016; 62(6):761–9. <https://doi.org/10.1093/cid/civ991> PMID: 26658057; PubMed Central PMCID: PMC4772846.
7. McKenna L, Frick M, Lee C, Namutamba D, Smit L, Theunissen M, et al. A Community Perspective on the Inclusion of Pregnant Women in Tuberculosis Drug Trials. *Clin Infect Dis*. 2017; 65(8):1383–7. <https://doi.org/10.1093/cid/cix533> PMID: 29017245; PubMed Central PMCID: PMC5849125.
8. Heyrana K, Byers HM, Stratton P. Increasing the Participation of Pregnant Women in Clinical Trials. *JAMA*. 2018; 320(20):2077–8. <https://doi.org/10.1001/jama.2018.17716> PMID: 30422300.
9. Kearns GL, Abdel-Rahman SM, Alander SW, Blowey DL, Leeder JS, Kauffman RE. Developmental pharmacology—drug disposition, action, and therapy in infants and children. *N Engl J Med*. 2003; 349(12):1157–67. <https://doi.org/10.1056/NEJMra035092> PMID: 13679531.
10. Marais BJ. Tuberculosis in children. *J Paediatr Child Health*. 2014; 50(10):759–67. <https://doi.org/10.1111/jpc.12503> PMID: 24548085.
11. Garcia-Prats AJ, Svensson EM, Weld ED, Schaaf HS, Hesseling AC. Current status of pharmacokinetic and safety studies of multidrug-resistant tuberculosis treatment in children. *Int J Tuberc Lung Dis*. 2018; 22(5):15–23. <https://doi.org/10.5588/ijtld.17.0355> PMID: 29665949.
12. Tornheim JA, Dooley KE. Challenges of TB and HIV co-treatment: updates and insights. *Curr Opin HIV AIDS*. 2018; 13(6):486–91. <https://doi.org/10.1097/COH.0000000000000495> PMID: 30080683.
13. World Health Organization. Report of the technical consultation on advances in clinical trial design for development of new TB treatments, Glion-sur-Montreux, Switzerland. Geneva, Switzerland: WHO; 2018 [cited 2019 Jul 18]. Available from: http://www.who.int/tb/publications/2018/clinical_trial_design_TB_treatments/en/.
14. Lienhardt C, Nahid P. Advances in clinical trial design for development of new TB treatments: A call for innovation. *PLoS Med*. 2019; 16(3):e1002769. Epub 2019/03/23. <https://doi.org/10.1371/journal.pmed.1002769> PMID: 30901322; PubMed Central PMCID: PMC6430361.
15. US Department of Health and Human Services. Protection of human subjects. 2009 [cited 2018 Dec 13]. Available from: <https://www.hhs.gov/ohrp/regulations-and-policy/regulations/45-cfr-46/index.html>.
16. Kass NE, Taylor HA, King PA. Harms of excluding pregnant women from clinical research: the case of HIV-infected pregnant women. *The Journal of law, medicine & ethics: a journal of the American Society of Law, Medicine & Ethics*. 1996; 24(1):36–46. Epub 1996/01/01. PMID: 8925011.
17. Lysterly AD, Little MO, Faden RR. Reframing the framework: toward fair inclusion of pregnant women as participants in research. *Am J Bioeth*. 2011; 11(5):50–2. Epub 2011/05/03. <https://doi.org/10.1080/15265161.2011.560353> PMID: 21534152.
18. National Institutes of Health. Task force on research specific to pregnant women and lactating women. 2018 [cited 2018 Dec 14]. Available from: https://www.nichd.nih.gov/sites/default/files/2018-09/PRGLAC_Report.pdf.
19. Global Alliance for TB Drug Development. TB Drug Pipeline 2013. 2013 [cited 2013 Nov 20]. Available from: <https://www.tballiance.org/portfolio.20>.

20. Shin S, Guerra D, Rich M, Seung KJ, Mukherjee J, Joseph K, et al. Treatment of multidrug-resistant tuberculosis during pregnancy: a report of 7 cases. *Clin Infect Dis*. 2003; 36(8):996–1003. Epub 2003/04/10. <https://doi.org/10.1086/374225> PMID: 12684912.
21. Connor EM, Sperling RS, Gelber R, Kiselev P, Scott G, O'Sullivan MJ, et al. Reduction of maternal-infant transmission of human immunodeficiency virus type 1 with zidovudine treatment. Pediatric AIDS Clinical Trials Group Protocol 076 Study Group. *N Engl J Med*. 1994; 331(18):1173–80. <https://doi.org/10.1056/NEJM199411033311801> PMID: 7935654.
22. Mathad JS, Gupta A. Tuberculosis in pregnant and postpartum women: epidemiology, management, and research gaps. *Clin Infect Dis*. 2012; 55(11):1532–49. <https://doi.org/10.1093/cid/cis732> PMID: 22942202; PubMed Central PMCID: PMC3491857.
23. Food and Drug Administration. Pregnant Women: Scientific and Ethical Considerations for Inclusion in Clinical Trials. Guidance for Industry. Silver Spring, MD: Food and Drug Administration; 2018 [cited 2018 Dec 14]. Available from: <https://www.fda.gov/downloads/Drugs/GuidanceComplianceRegulatoryInformation/Guidances/UCM603873.pdf>.
24. Sheffield JS, Siegel D, Mirochnick M, Heine RP, Nguyen C, Bergman KL, et al. Designing drug trials: considerations for pregnant women. *Clin Infect Dis*. 2014; 59 Suppl 7:S437–44. <https://doi.org/10.1093/cid/ciu709> PMID: 25425722; PubMed Central PMCID: PMC4303056.
25. Centers for Disease Control and Prevention. Treatment of tuberculosis. MMWR Recommendations and reports: Morbidity and mortality weekly report Recommendations and reports / Centers for Disease Control. 2003; 52(RR-11):1–77. Epub 2003/07/03. PMID: 12836625.
26. World Health Organization. Treatment of Tuberculosis: Guidelines. Geneva: World Health Organization; 2010.
27. Balan S, Hassali MAA, Mak VSL. Two decades of off-label prescribing in children: a literature review. *World J Pediatr*. 2018; 14(6):528–40. Epub 2018/09/16. <https://doi.org/10.1007/s12519-018-0186-y> PMID: 30218415.
28. World Health Organization. Treatment of tuberculosis in children. Rapid Advice. Geneva: World Health Organization; 2010 [cited 2019 May 18]. Available from: <https://www.who.int/tb/publications/tb-children-rapidadvice/en/>.
29. Lyerly A, Little MO, Faden R. The Second Wave: Toward Responsible Inclusion of Pregnant Women in Research. *Int J Feminist Approaches to Bioethics*. 2008 Fall; 1(2):5–22.
30. Lyerly AD, Mitchell LM, Armstrong EM, Harris LH, Kukla R, Kuppermann M, et al. Risk and the pregnant body. *The Hastings Center report*. 2009; 39(6):34–42. Epub 2010/01/06. PMID: 20050369; PubMed Central PMCID: PMC3640505.
31. Kourtis AP, Read JS, Jamieson DJ. Pregnancy and infection. *N Engl J Med*. 2014; 370(23):2211–8. <https://doi.org/10.1056/NEJMra1213566> PMID: 24897084; PubMed Central PMCID: PMC4459512.
32. Mathad JS, Bhosale R, Sangar V, Mave V, Gupte N, Kanade S, et al. Pregnancy differentially impacts performance of latent tuberculosis diagnostics in a high-burden setting. *PLoS ONE*. 2014; 9(3):e92308. <https://doi.org/10.1371/journal.pone.0092308> PMID: 24658103; PubMed Central PMCID: PMC3962385.
33. Salazar-Austin N, Hoffmann J, Cohn S, Mashabela F, Waja Z, Lala S, et al. Poor Obstetric and Infant Outcomes in Human Immunodeficiency Virus-Infected Pregnant Women With Tuberculosis in South Africa: The Tshepiso Study. *Clin Infect Dis*. 2018; 66(6):921–9. <https://doi.org/10.1093/cid/cix851> PMID: 29028970; PubMed Central PMCID: PMC5849996.
34. Jana N, Vasishtha K, Saha SC, Ghosh K. Obstetrical outcomes among women with extrapulmonary tuberculosis. *N Engl J Med*. 1999; 341(9):645–9. <https://doi.org/10.1056/NEJM199908263410903> PMID: 10460815.
35. Food and Drug Administration. Guidance for Industry. Pharmacokinetics in Pregnancy—Study Design, Data Analysis, and Impact on Dosing and Labeling. Silver Spring, MD: Food and Drug Administration; 2004 [cited 2014 Mar 12]. Available from: <http://www.fda.gov/downloads/Drugs/.../Guidances/ucm072133.pdf>.
36. Frederiksen MC. Physiologic changes in pregnancy and their effect on drug disposition. *Seminars in perinatology*. 2001; 25(3):120–3. Epub 2001/07/17. PMID: 11453606.
37. Mattison D, Zajicek A. Gaps in knowledge in treating pregnant women. *Gend Med*. 2006; 3(3):169–82. PMID: 17081950.
38. Colbers A, Mirochnick M, Schalkwijk S, Penazzato M, Townsend C, Burger D. Importance of prospective studies in pregnant and breastfeeding women living with HIV. *Clin Infect Dis*. 2019. Epub 2019/02/21. <https://doi.org/10.1093/cid/ciz121> PMID: 30783649.
39. The Antiretroviral Pregnancy Registry [Internet]. Wilmington, NC: The Antiretroviral Pregnancy Registry. 2012 - [cited 2019 Jan 2]. Available from: <http://www.apregistry.com/>.

40. Food and Drug Administration. Guidance for Industry: Establishing Pregnancy Exposure Registries. Silver Spring, MD: Food and Drug Administration; 2002 [cited 2014 Mar 13]. Available from: <https://www.fda.gov/media/75607/download>.
41. McIlleron H, Abdel-Rahman S, Dave JA, Blockman M, Owen A. Special populations and pharmacogenetic issues in tuberculosis drug development and clinical research. *J Infect Dis.* 2015; 211 Suppl 3: S115–25. Epub 2015/05/27. <https://doi.org/10.1093/infdis/jiu600> PMID: 26009615; PubMed Central PMCID: PMC4551115.
42. International Maternal Pediatric Adolescent AIDS Clinical Trials Network [Internet]. Durham, NC: International Maternal Pediatric Adolescent AIDS Clinical Trials Network; 2014 [cited 2018 Dec 31]. Available from: <https://www.impaactnetwork.org/studies/index.asp>.
43. Van Schalkwyk M, Bekker A, Decloedt E, Theron GB, Cotton M, Best B, et al. Pharmacokinetics of Rifampin and Isoniazid during pregnancy and postpartum in South African women. [abstract WEPEB0555]. Geneva: International AIDS Society (IAS); 2017.
44. Denti P, Martinson N, Cohn S, Mashabela F, Hoffmann J, Msandiwa R, et al. Population Pharmacokinetics of Rifampin in Pregnant Women with Tuberculosis and HIV Coinfection in Soweto, South Africa. *Antimicrob Agents Chemother.* 2015; 60(3):1234–41. <https://doi.org/10.1128/AAC.02051-15> PMID: 26643345; PubMed Central PMCID: PMC4776013.
45. Dooley KE, Denti P, Martinson N, Cohn S, Mashabela F, Hoffmann J, et al. Pharmacokinetics of efavirenz and treatment of HIV-1 among pregnant women with and without tuberculosis coinfection. *J Infect Dis.* 2015; 211(2):197–205. Epub 2014/08/02. <https://doi.org/10.1093/infdis/jiu429> PMID: 25081933; PubMed Central PMCID: PMC4334832.
46. Akolo C, Adetifa I, Shepperd S, Volmink J. Treatment of latent tuberculosis infection in HIV infected persons. *Cochrane Database Syst Rev.* 2010;(1):CD000171. <https://doi.org/10.1002/14651858.CD000171.pub3> PMID: 20091503.
47. Moro RN, Scott NA, Vernon A, Tepper NK, Goldberg SV, Schwartzman K, et al. Exposure to Latent Tuberculosis Treatment during Pregnancy. The PREVENT TB and the iAdhere Trials. *Ann Am Thorac Soc.* 2018; 15(5):570–80. <https://doi.org/10.1513/AnnalsATS.201704-326OC> PMID: 29393655.
48. Taylor AW, Mosimaneotsile B, Mathebula U, Mathoma A, Moathlodi R, Theebetsile I, et al. Pregnancy outcomes in HIV-infected women receiving long-term isoniazid prophylaxis for tuberculosis and antiretroviral therapy. *Infectious diseases in obstetrics and gynecology.* 2013; 2013:195637. Epub 2013/03/28. <https://doi.org/10.1155/2013/195637> PMID: 23533318; PubMed Central PMCID: PMC3606726.
49. Gupta A, Montepiedra G, Aaron L, Theron G, McCarthy K, Bradford S, et al. Isoniazid preventive therapy in HIV-infected pregnant and postpartum women. *New Engl J Med.* Forthcoming 2019.
50. Sterling TR, Villarino ME, Borisov AS, Shang N, Gordin F, Bliven-Sizemore E, et al. Three months of rifapentine and isoniazid for latent tuberculosis infection. *N Engl J Med.* 2011; 365(23):2155–66. Epub 2011/12/14. <https://doi.org/10.1056/NEJMoa1104875> PMID: 22150035.
51. Swindells S, Ramchandani R, Gupta A, Benson CA, Leon-Cruz J, Mwelase N, et al. One Month of Rifapentine plus Isoniazid to Prevent HIV-Related Tuberculosis. *N Engl J Med.* 2019; 380(11):1001–11. Epub 2019/03/14. <https://doi.org/10.1056/NEJMoa1806808> PMID: 30865794.
52. Marais BJ, Gie RP, Schaaf HS, Hesselning AC, Enarson DA, Beyers N. The spectrum of disease in children treated for tuberculosis in a highly endemic area. *Int J Tuberc Lung Dis.* 2006; 10(7):732–8. PMID: 16848333.
53. Osman M, Lee K, Du Preez K, Dunbar R, Hesselning AC, Seddon JA. Excellent Treatment Outcomes in Children Treated for Tuberculosis Under Routine Operational Conditions in Cape Town, South Africa. *Clin Infect Dis.* 2017; 65(9):1444–52. <https://doi.org/10.1093/cid/cix602> PMID: 29048512; PubMed Central PMCID: PMC5850643.
54. Marais BJ, Gie RP, Schaaf HS, Hesselning AC, Obihara CC, Starke JJ, et al. The natural history of childhood intra-thoracic tuberculosis: a critical review of literature from the pre-chemotherapy era. *Int J Tuberc Lung Dis.* 2004; 8(4):392–402. PMID: 15141729.
55. Nicol MP, Workman L, Isaacs W, Munro J, Black F, Eley B, et al. Accuracy of the Xpert MTB/RIF test for the diagnosis of pulmonary tuberculosis in children admitted to hospital in Cape Town, South Africa: a descriptive study. *Lancet Infect Dis.* 2011; 11(11):819–24. [https://doi.org/10.1016/S1473-3099\(11\)70167-0](https://doi.org/10.1016/S1473-3099(11)70167-0) PMID: 21764384; PubMed Central PMCID: PMC4202386.
56. Dunne J, Rodriguez WJ, Murphy MD, Beasley BN, Burckart GJ, Filie JD, et al. Extrapolation of adult data and other data in pediatric drug-development programs. *Pediatrics.* 2011; 128(5):e1242–9. <https://doi.org/10.1542/peds.2010-3487> PMID: 22025597.
57. Boeree MJ, Diacon AH, Dawson R, Narunsky K, du Bois J, Venter A, et al. A dose-ranging trial to optimize the dose of rifampin in the treatment of tuberculosis. *Am J Respir Crit Care Med.* 2015; 191(9):1058–65. <https://doi.org/10.1164/rccm.201407-1264OC> PMID: 25654354.

58. Svensson EM, du Bois J, Kitshoff R, de Jager VR, Wiesner L, Norman J, et al. Relative bioavailability of bedaquiline tablets suspended in water: Implications for dosing in children. *Br J Clin Pharmacol*. 2018. <https://doi.org/10.1111/bcp.13696> PMID: 29952141; PubMed Central PMCID: PMC6138504.
59. Gupta A, Nadkarni G, Yang WT, Chandrasekhar A, Gupte N, Bisson GP, et al. Early mortality in adults initiating antiretroviral therapy (ART) in low- and middle-income countries (LMIC): a systematic review and meta-analysis. *PLoS ONE*. 2011; 6(12):e28691. Epub 2012/01/06. <https://doi.org/10.1371/journal.pone.0028691> PMID: 22220193; PubMed Central PMCID: PMC3248405.
60. Luetkemeyer AF, Getahun H, Chamie G, Lienhardt C, Havlir DV. Tuberculosis Drug Development Ensuring People Living with HIV Are Not Left Behind. *Am J Resp Crit Care*. 2011; 184(10):1107–13. <https://doi.org/10.1164/rccm.201106-0995PP> WOS:000297015600010. PMID: 21868507
61. Boeree MJ, Heinrich N, Aarnoutse R, Diacon AH, Dawson R, Rehal S, et al. High-dose rifampicin, moxifloxacin, and SQ109 for treating tuberculosis: a multi-arm, multi-stage randomised controlled trial. *Lancet Infect Dis*. 2017; 17(1):39–49. [https://doi.org/10.1016/S1473-3099\(16\)30274-2](https://doi.org/10.1016/S1473-3099(16)30274-2) PMID: 28100438; PubMed Central PMCID: PMC5159618.
62. Gillespie SH, Crook AM, McHugh TD, Mendel CM, Meredith SK, Murray SR, et al. Four-month moxifloxacin-based regimens for drug-sensitive tuberculosis. *N Engl J Med*. 2014; 371(17):1577–87. <https://doi.org/10.1056/NEJMoa1407426> PMID: 25196020; PubMed Central PMCID: PMC4277680.
63. Jindani A, Harrison TS, Nunn AJ, Phillips PP, Churchyard GJ, Charalambous S, et al. High-dose rifapentine with moxifloxacin for pulmonary tuberculosis. *N Engl J Med*. 2014; 371(17):1599–608. <https://doi.org/10.1056/NEJMoa1314210> PMID: 25337749; PubMed Central PMCID: PMC4233406.
64. Merle CS, Fielding K, Sow OB, Gninafon M, Lo MB, Mthiyane T, et al. A four-month gatifloxacin-containing regimen for treating tuberculosis. *N Engl J Med*. 2014; 371(17):1588–98. <https://doi.org/10.1056/NEJMoa1315817> PMID: 25337748.
65. Weld ED, Dooley KE. State-of-the-Art Review of HIV-TB Coinfection in Special Populations. *Clin Pharmacol Ther*. 2018; 104(6):1098–109. <https://doi.org/10.1002/cpt.1221> PMID: 30137652.
66. Saylor D, Nakigozi G, Nakasujja N, Robertson K, Gray RH, Wawer MJ, et al. Peripheral neuropathy in HIV-infected and uninfected patients in Rakai, Uganda. *Neurology*. 2017; 89(5):485–91. Epub 2017/07/07. <https://doi.org/10.1212/WNL.0000000000004136> PMID: 28679596; PubMed Central PMCID: PMC5539731.
67. Towner WJ, Xu L, Leyden WA, Horberg MA, Chao CR, Tang B, et al. The effect of HIV infection, immunodeficiency, and antiretroviral therapy on the risk of hepatic dysfunction. *J Acquir Immune Defic Syndr*. 2012; 60(3):321–7. Epub 2012/02/22. <https://doi.org/10.1097/QAI.0b013e31824e9ef2> PMID: 22343179; PubMed Central PMCID: PMC3376230.
68. United States Department of Health and Human Services [Internet]. Guidelines for the Use of Antiretroviral Agents in Adults and Adolescents Living with HIV. Washington DC: United States Department of Health and Human Services. c2018 [cited 2019 Jan 2]. Available from: <https://aidsinfo.nih.gov/guidelines>.
69. World Health Organization. Consolidated guidelines on the use of antiretroviral drugs for treating and preventing HIV infection. Geneva: World Health Organization; 2016 [cited 2019 May 18]. Available from: <https://www.who.int/hiv/pub/arv/arv-2016/en/>.
70. Guidelines for the Prevention and Treatment of Opportunistic Infections in Adults and Adolescents with HIV [Internet]. Washington, DC: U.S. Department of Health and Human Services; [cited 2019 May 18]. Available from: <https://aidsinfo.nih.gov/guidelines/html/4/adult-and-adolescent-opportunistic-infection/325/mycobacterium-tuberculosis>.
71. Brooks KM, George JM, Pau AK, Rupert A, Mehaffy C, De P, et al. Cytokine-Mediated Systemic Adverse Drug Reactions in a Drug-Drug Interaction Study of Dolutegravir With Once-Weekly Isoniazid and Rifapentine. *Clin Infect Dis*. 2018; 67(2):193–201. Epub 2018/02/08. <https://doi.org/10.1093/cid/ciy082> PMID: 29415190; PubMed Central PMCID: PMC6248641.
72. Dooley KE, Radojka GC, Savic M, Gupte A, Marzinke MA, Zhang N, et al. Safety & PK of weekly rifapentine/isoniazid (3HP) in adults with HIV on dolutegravir. In: Conference on Retroviruses and Opportunistic Infections [abstract]; 2019 Mar 4–7; Seattle, WA. Available from: <http://www.croiconference.org/sessions/safety-pk-weekly-rifapentineisoniazid-3hp-adults-hiv-dolutegravir>. Cited 2019 May 18.
73. Harries AD, Kumar AMV. Challenges and progress with diagnosing pulmonary tuberculosis in low- and middle-income countries. *Diagnostics*. 2018; 8(4). <https://doi.org/10.3390/diagnostics8040078> PMID: 30477096.
74. Dooley KE, Flexner C, Andrade AS. Drug interactions involving combination antiretroviral therapy and other anti-infective agents: repercussions for resource-limited countries. *J Infect Dis*. 2008; 198(7):948–61. <https://doi.org/10.1086/591459> PMID: 18713054.
75. Podany AT, Bao Y, Swindells S, Chaisson RE, Andersen JW, Mwelase T, et al. Efavirenz Pharmacokinetics and Pharmacodynamics in HIV-Infected Persons Receiving Rifapentine and Isoniazid for

- Tuberculosis Prevention. *Clin Infect Dis*. 2015; 61(8):1322–7. <https://doi.org/10.1093/cid/civ464> PMID: [26082504](https://pubmed.ncbi.nlm.nih.gov/26082504/); PubMed Central PMCID: PMC4583578.
76. Evans SR, Rubin D, Follmann D, Pennello G, Huskins WC, Powers JH, et al. Desirability of outcome ranking (DOOR) and reponse adjusted for duration of antibiotic risk (RADAR). *Clin Infect Dis*. 2015; 61(5):800–6. <https://doi.org/10.1093/cid/civ495> PMID: [26113652](https://pubmed.ncbi.nlm.nih.gov/26113652/); PubMed Central PMCID: PMC4542892.


COLLECTION REVIEW

Development of new TB regimens: Harmonizing trial design, product registration requirements, and public health guidance

Christian Lienhardt^{1*}, Andrew A. Vernon², Marco Cavaleri³, Sumati Nambiar⁴, Payam Nahid⁵

1 Unité Mixte Internationale TransVIHMI, UMI 233 IRD–U1175 INSERM—Université de Montpellier, Institut de Recherche pour le Développement (IRD), Montpellier, France, **2** Division of TB Elimination, National Center for HIV, Viral Hepatitis, STD and TB Prevention, Centers for Disease Control and Prevention, Atlanta, Georgia, United States of America, **3** Office of Anti-infective and Vaccines, Human Medicines Evaluation, European Medicines Agency, Amsterdam, the Netherlands, **4** Division of Anti-Infective Products, Center for Drug Evaluation and Research, US Food and Drug Administration, Silver Spring, Maryland, United States of America, **5** Division of Pulmonary and Critical Care Medicine, Center for Tuberculosis, University of California, San Francisco, San Francisco, California, United States of America

* christian.lienhardt@ird.fr



OPEN ACCESS

Citation: Lienhardt C, Vernon AA, Cavaleri M, Nambiar S, Nahid P (2019) Development of new TB regimens: Harmonizing trial design, product registration requirements, and public health guidance. *PLoS Med* 16(9): e1002915. <https://doi.org/10.1371/journal.pmed.1002915>

Published: September 6, 2019

Copyright: © 2019 World Health Organization. Licensee Public Library of Science. This is an open access article distributed under the Creative Commons Attribution IGO License, which permits unrestricted use, distribution, and reproduction in any medium, provided the original work is properly cited. <http://creativecommons.org/licenses/by/3.0/igo/>. In any use of this article, there should be no suggestion that WHO endorses any specific organization, products or services. The use of the WHO logo is not permitted. This notice should be preserved along with the article's original URL.

Funding: No specific funding was received for this study. No funding bodies had any role in study design, data collection and analysis, decision to publish, or preparation of the manuscript.

Competing interests: I have read the journal's policy and the authors of this manuscript have the following competing interests: At the CDC, AAV serves as part of a research group doing clinical trials in tuberculosis. His group (TBTC) works often in collaboration with pharmaceutical companies, who may provide modest support, such as drug

Summary points

- Regulatory approval of new tuberculosis (TB) drugs can be based on data from trial(s) using a surrogate endpoint of treatment efficacy under an accelerated or conditional procedure. In such circumstances, policy makers and TB programs can be hampered in their ability to make recommendations on the optimal use of the drug(s), and consequently, the uptake by national or international public health institutions of such recommendations can be limited.
- Based on the essential need to produce high-quality evidence for policy decisions, this paper reflects on specific methodological issues in clinical trial design that need to be addressed to improve compliance with clinical, regulatory, and public health requirements.
- Established mechanisms for communication between drug developers and regulators already exist; however, equal engagement with policy makers is also essential for the optimal selection of trial designs, endpoints, and markers of treatment outcome and for giving consideration to public health and program aspects.
- The next generation of TB trials should better reconcile the research agenda with the need for global policies on access to TB medicines. Policy decision-makers should establish formal mechanisms for iterative feedback on regimen-development pathways. In this paper, we provide examples of how the need for interactions between regulators, trialists, and policy decision-makers can be addressed.

Introduction

Under the paradigm of adding a new drug to a regimen or substituting single drugs in a regimen one at a time, it would take 15–20 years to develop an entirely new tuberculosis (TB) regimen comprising three to four new drugs [1]. As has been noted in the papers of this Special

supplies or funding for PK sub-studies. One company, Sanofi, has provided 6 unrestricted grants to the CDC Foundation over the years 2007–2015 totaling ~\$2.8 million to facilitate or support TBTC work related to rifapentine. These funds have supported several PK sub-studies, supported 3 contract research staff, have funded travel to TBTC scientific meetings for invited speakers (all in coach class), and have supported expenses related to fulfillment of company requests for data and data formats as part of their efforts to use TBTC data to support regulatory filings. None of these funds have otherwise benefited members of his research group.

Abbreviations: AE, adverse event; BMRC, British Medical Research Council; CDC, Centers for Disease Control; CDISC, Clinical Data Interchange Standards Consortium; Cfz, clofazimine; CROI, Conference on Retroviruses and Opportunistic Infections; Del, delamanid; DR, drug-resistant; DS, drug-sensitive; E, ethambutol; EBA, early bactericidal activity; EMA, European Medicine Agency; FDA, Food and Drug Administration; GRADE, *Grading of Recommendations Assessment, Development, and Evaluation*; H, isoniazid; HIV, human immunodeficiency virus; IND, investigational new drug; ITT, intention-to-treat; IUATLD, International Union Against Tuberculosis and Lung Diseases; Lfx, levofloxacin; Lzd, linezolid; M, moxifloxacin; MDR, multidrug-resistant; MGIT, mycobacterial growth in-tube; MIC, minimum inhibitory concentration; mITT, modified intent-to-treat; MSF, Médecins Sans Frontiers; NI, noninferiority; NIAID, National Institute of Allergy and Infectious Diseases; NUS, National University of Singapore; OBR, optimized background regimen; orig, originally; ped, pediatric; PP, per protocol; Pret, pretomanid; R, rifampin 10 mg/kg; R35, rifampin at 35 mg/kg; Rpt, rifapentine; RR, rifampicin-resistant; TB, tuberculosis; TBTC, TB Trials Consortium; TTP, time to positivity; USAID, US Development Aid Agency; WHO, World Health Organization; Z, pyrazinamide.

Provenance: Not commissioned; part of a Collection; externally peer reviewed.

Collection on Advances in Clinical Trial Design for Development of New TB Treatments [2–4], the major challenges in the development of new TB treatments include the long developmental pathway to identify best regimens, the uncertainties around the correlation between the treatment effect and existing surrogate endpoints, and uncertainties around the predictive quantitative relationships between Phase II and Phase III trial outcomes. Beyond measures of efficacy, the development of shorter, simpler regimens combining new and existing drugs also requires detailed information on their respective safety and toxicity, their potential for drug–drug interactions, their propensity for development of drug resistance while on therapy, and their use in specific patient populations such as persons infected with human immunodeficiency virus (HIV), pregnant women, and children [5].

Over the last decade, a series of clinical trials have been carried out to assess the safety and efficacy of new or repurposed drugs for the treatment of TB [6]. Although in some of these trials the endpoints were selected to address regulatory requirements, such endpoints were not always optimal to draw inferences for policy-recommending institutions, such as the World Health Organization (WHO), that provide guidance on the optimal use of these drugs in combination treatment regimens [2]. Ideally, clinical trials should provide results that are as meaningful as possible for clinical, regulatory, and programmatic perspectives. In situations when the regulatory approvals are conditional, based on surrogacy or on preliminary limited clinical data sets, the question is posed as to what extent policy makers can suitably generate comprehensive recommendations on the optimal use of the drug(s) in combination regimens. What needs to be considered in the design of a clinical trial to have relevance across regulatory and programmatic requirements? The design and choice of specific endpoints in trials of new TB drugs and regimens have implications for the development of guidelines and their adoption by national or international public health institutions. Starting from the need to produce evidence of high quality, this paper reflects on study designs and endpoints that respond best to the combined clinical, regulatory, and public health requirements.

The regulatory needs

In principle, regulatory authorities overseeing drug development have the primary responsibility of ensuring that the quality, efficacy, and safety of marketed medicinal products are adequate, conforming to currently defined standards. A key role of the regulatory authorities is to determine whether there is a positive benefit–risk balance to support use of the drug for the proposed indication and patient population.

Regulators also continue to reevaluate the benefit–risk balance after approval through pharmacovigilance activities and postmarketing studies. New data that emerge in the postapproval phase are taken into consideration in reassessing the benefit–risk balance, and information is communicated in product labeling as appropriate. Regulators, however, are not expected to consider cost-effectiveness or to perform in-depth evaluations of comparative effectiveness in assessing benefit and risk or for defining treatment policies. This role lies, rather, within the scope of public health recommending bodies, and, even if at times there seems to be some overlap, it is important to recognize and understand the implications of this distinction.

Some regulatory agencies have mechanisms for accelerated reviews and early approval of new drugs that address unmet needs according to specified criteria—e.g., the conditional marketing authorization pathway in the European Union where the benefit–risk balance of the new drug is such that immediate availability justifies acceptance of less comprehensive data than normally required [7, 8]. In the United States, the accelerated approval pathway allows for the approval of a product for a serious disease with an unmet need based on a surrogate or an intermediate clinical endpoint that is reasonably likely to predict clinical benefit [9]. The

accelerated approval pathway has been used primarily in conditions in which the disease course is long and an extended period of time would be required to measure the intended clinical benefit of a drug. The implication is that, while awaiting further data to be generated post-approval, there may be limited data to support policy recommendations at this stage.

Development of new TB drugs and regimens is a good example of a scenario in which regulators need to establish that a drug submitted for licensure is safe and effective for the proposed use, whereas recommending bodies need to define how to use the drug optimally within a regimen in a way that addresses the public health need. Often, demonstrating the safety and effectiveness of a drug is the first step. Although a single clinical study cannot answer all research questions at once, it is still worth exploring clinical study designs that maximize the chance of gathering evidence that is informative both for assessing the benefit–risk of individual drugs and for determining their optimal use in the context of TB regimens. In view of the shift in focus toward the development of new treatment regimens, the European Medicine Agency (EMA) has proactively issued updated guidance to developers to address such scenarios [10]. In July 2017, the US Food and Drug Administration (FDA) held a public workshop regarding scientific and clinical trial design considerations for development of new TB drug regimens [11]. Of note, the FDA and EMA work collaboratively to provide advice to pharmaceutical sponsors or investigators on various aspects of the clinical trial design and to ensure that, whenever feasible, the same development program addresses the regulatory requirements of these agencies (for instance, the FDA pre–investigational new drug (IND) consultative process allows facilitated early communications between the FDA and potential drug sponsors or investigators [12]).

The public health needs

Countries, technical agencies, donors, and other TB stakeholders, routinely seek guidance and advice from WHO on optimal disease management practices to be adopted based on the evidence available. Over the last decade, WHO has published a series of normative guidance documents for the diagnosis and treatment of all forms of TB, with a particular focus on the needs of low- and middle-income countries [13]. In 2007, WHO adopted a procedure to guarantee that guidelines are based on the best available evidence and meet the highest international standards. Using the *Grading of Recommendations Assessment, Development, and Evaluation* (GRADE) framework, which relies on the use of systematic reviews and meta-analyses, the findings of these reviews are then considered in the context of implementation and feasibility issues of stakeholder countries [14, 15]. The GRADE framework provides an explicit and transparent approach to assess the level of certainty in the evidence across relevant studies and outcomes and to translate that evidence to recommendations. This framework incorporates multiple processes to minimize bias and optimize usability and requires rigor, fairness, and transparency in all judgments and decision-making.

To formulate evidence-based recommendations, four key aspects are taken into account: (1) the respective magnitude of benefits and harm conferred by the intervention under evaluation; (2) the consideration of resource use, feasibility, acceptability, and equity; (3) the certainty (“quality”) of evidence; and (4) patients’ values and preferences. Based on this assessment, the proposed recommendation is qualified as “strong” or “conditional” (i.e., “weak”), reflecting the extent to which one can, across the range of patients for whom the recommendation is intended, be certain in the evidence that the desirable effects of the given intervention outweigh the undesirable effects. The assessment of each of the above aspects leads, understandably, to the consideration of a number of nuances when moving from clinical trial results to public health policy making. As a result, the final qualification of the

Table 1. Implications of GRADE recommendations.

Target population	Strong recommendation	Conditional/weak recommendation
Policy makers	The recommendation can be adapted as a policy in most situations	There is a need for substantial debate and involvement of stakeholders
Patient	Most people in this situation would want the recommended course of action, and only a small proportion would not	The majority of people in this situation would want the recommended course of action, but many would not
Clinician	Most patients should receive the recommended course of action	Be more prepared to help patients to make a decision that is consistent with their own values/decision aids and shared decision-making

Abbreviation: GRADE, *Grading of Recommendations Assessment, Development, and Evaluation*

<https://doi.org/10.1371/journal.pmed.1002915.t001>

recommendation ultimately has implications for the way policy makers, clinicians, and patients interpret and adopt the guidance, as shown in [Table 1](#).

Recent developments highlight how trial results that are used as the basis for regulatory approval may allow only conditional recommendations for policy making due to the use of surrogate endpoints and limited data on patient- and population-relevant outcomes. As an example, the accelerated approval of bedaquiline by the US FDA in December 2012, based on the surrogate endpoint of sputum culture conversion at 6 months, allowed the drug to be readily used in the treatment of multidrug-resistant (MDR)-TB under certain conditions in the field [16]. However, the data gathered from the pivotal Phase II trial appeared inadequate for policy decision-making because of the absence of information on the outcomes of interest (nonrelapsing cure); further, the selected design did not provide information on the optimal use of the drug in combination with others or whether the addition of the drug would allow any modification in treatment duration. Finally, there was an excess of deaths in the experimental arm, the significance of which was uncertain given the small sample sizes and lack of long-term follow-up. These limitations in the available evidence at the time of regulatory review led to the adoption of a conditional recommendation that had implications in terms of wider scale-up of the intervention. Thus, for bedaquiline, results of the pivotal Phase II trial, in addition to relevant safety data, were adequate for obtaining regulatory approval but appeared insufficient for wider policy recommendations [17], thus calling for postlicensure evidence generation. The yield of a large body of observational data obtained over a subsequent period, associated with large individual-patient data meta-analyses, allowed WHO to update its recommendations for MDR-TB treatment in December 2018 [18], with significant changes in the assessment of the quality of evidence. As a result, bedaquiline is now strongly recommended for use in the treatment of MDR-TB, based on moderate-quality evidence—showing the importance of collecting additional data to complement early trial results. It should be noted that, at the time, the standard of care for rifampicin-resistant (RR)-TB treatment had low efficacy and high toxicity and was based on observational evidence. Though these conditions are now changing, a similar situation may present itself again in the future. Therefore, the experience with bedaquiline raises the question of whether specific trial features and designs can be used to produce endpoints with value for both the regulator and the policy maker. It is with this objective in mind that the Task Force on New Drug Policy Development established by WHO in 2012 worked together with drug developers, regulators, scientists, and program managers to define the policy needs and produce relevant documents [19].

Methodological issues: How to fit both regulatory and programmatic decision-making needs

Could outcome definitions in clinical trials be redesigned to satisfy both regulatory and programmatic decision-making needs? We argue that this is feasible, and WHO Technical

Consultation on Advances in Clinical Trials Design for TB Treatment Regimen proposed features and designs that could address this need in greater detail and that are described in relevant papers of this Collection [2, 20].

Regulatory agencies rightfully seek to use conservative approaches to endpoint evaluation, relying upon the protection from bias provided by randomization. For certain diseases, including MDR-TB, the expedited approval pathway can be used based on a surrogate or an intermediate clinical endpoint that is reasonably likely to predict a clinical benefit. These endpoints, however, are not fit-for-purpose for programmatic and policy needs. Whereas intensive efforts are underway to identify improved intermediate surrogate markers of treatment outcome with the ability to measure and describe accurately the effect an experimental regimen will likely have on achieving nonrelapsing cure [21, 22], no marker has yet been identified that fully serves the needs of TB investigators and regulators, let alone policy makers [23]. The desire for an equivalent to the viral load in HIV and viral hepatitis trials has been often voiced but not yet attained, and current efforts are directed toward identification of markers that might reliably predict efficacy. In addition, combination of bacterial (e.g., minimum inhibitory concentration [MIC]) and host (e.g., pharmacokinetic characteristics, adherence, and perhaps genetic or other features) factors would be of value in dose selection and for predicting outcome [24, 25]. Relevant surrogate markers providing highly reliable estimates of treatment outcome, once realized, could provide sufficient evidence for guideline development beyond market approval [4], but until then, the TB therapeutics field has to look to novel trial designs, long-term endpoint definitions, and other trial features as a means to generating data pertinent to policy decisions [3].

The “composite” clinical trial endpoint (comprising multiple events such as a combination of failure, relapse, and death) has been used as a mechanism to capture multiple serious outcomes of interest with a programmatic perspective, often allowing for smaller sample sizes. The use of composite endpoints, however, poses some problems, the most significant being that respective endpoints are of differing individual and public health value (i.e., death is always a worse outcome than any other). Further, there are often varying levels of certainty around different endpoints (for example, cause of death is often uncertain in trials performed in low-resource settings). The choice of the components of a composite endpoint should be made carefully: because the occurrence of any one of the individual components is considered to be an endpoint event, each of the components is of equal importance in the analysis of the composite [26]. For these reasons, when composite outcomes are used, it is essential that information on all their components be collected in such a way that they can be disaggregated and individually reported. As an illustration, endpoints of currently conducted Phase II and Phase III trials of TB drugs or regimens are shown in [Table 2](#).

Noninferiority (NI) design has become the design of choice in most Phase II and Phase III trials of new TB drugs and regimens over the last decade, either because of the high efficacy of the control regimens (as in drug-susceptible TB) or because of the interest in shortening treatment (as in the case of DR-TB). NI trial designs, however, pose a number of methodological questions, particularly in terms of analysis [27]. In NI trial designs, different analysis populations are of interest—the effect in all randomized patients and the effect in those who can adhere to treatment, which have historically been estimated using the intention-to-treat (ITT) and the per protocol (PP) populations, respectively [28]. The ITT principle allows virtually all patients to contribute information to the primary trial analysis. In this approach, all randomized patients are included in the analysis of results, and favorable status is assigned only to those patients whose favorable outcome is documented; all others are deemed unfavorable or nonassessable (including those lost to follow-up, those whose therapy is altered, those who die or withdraw early, etc.). The PP population, conversely, is composed of those randomized and

Table 2. Recent and current Phase II and Phase III trials of new TB drugs or regimens, with their respective endpoints. (Trial names shown with a blue background involve DS TB; those with a gray background involve DR-TB).

Phase II trials				
Trial name (registration no.)	Phase	Sample size	Study groups; +/- dates; locations; sponsor	Primary efficacy endpoint (per online registration)
APT (NCT02256696)	2B	183	2 months Pret + RHZ daily and 1 month, Pret + RH daily, or 2 months Pret + Rifabutin + H + Z daily, and 1 month Pret + Rifabutin + H daily, versus 2 months HRZE daily, and 1 month HR daily Opened April 2015 (paused October 2016–May 2017), results expected 2020. John Hopkins University, University of Cape Town Lung Institute	<ul style="list-style-type: none"> • Time to SCC in liquid medium (≤ 12 weeks); • Grade ≥ 3 AEs
HIGHRIF-1 Extension	2	30 HIV–adult	EBA safety, tolerability, PK study Opened September 2017, results mid-2018; PanACEA	<ul style="list-style-type: none"> • Rate and severity of AE with increasing doses of rifampicin up to 50 mg/kg given as single drug or with HEZ
Janssen C211 (NCT02354014)	2	60 (ped)	PK, safety, dose-range 6 months Bdq (daily for 2 weeks, then 3 times a week) plus OBR, single-arm study Opened May 2016, results March 2021; India, Philippines, Russia, South Africa; Janssen	<ul style="list-style-type: none"> • Number with AE or SAE; • PK parameters
NC-005 (NCT02193776)	2B	60	Serial sputum culture counts: 8 weeks Bdq (200 mg daily) + Pret (200 mg daily) + M + Z, single-arm study with long follow-up Opened November 2014, preliminary findings presented at CROI, 2017 (#724LB), final results expected 2019; TB Alliance	<ul style="list-style-type: none"> • Bactericidal activity as determined by the rate of change in time to sputum culture positivity or by TTP in MGIT
OPTI-Q (NCT01918397)	2	100	6 months Lfx (14, 17, or 20 mg/kg/day) plus OBR versus 6 months Lfx (11 mg/kg/day) plus OBR Opened January 2015, results expected end 2019; South Africa, Peru. NIAID, Boston University, CDC TBTC	<ul style="list-style-type: none"> • Time to SCC from positive to negative for <i>Mycobacterium tuberculosis</i> growth on solid medium
Stage 2 STEP	2C	600 HIV – adults	4 months R (high dose)+H+Z+E, 4 months R (high dose)+H+Z (high dose)+E, 3 months sutezolid (optimal dose)+Bdq+Del+M versus 2HRZE/4HR. Adaptive trial design, examining new treatment backbones; PanACEA	<ul style="list-style-type: none"> • This trial will be informed by findings of a Phase II study to be carried out in drug-sensitive TB patients, the SUDOCU trial (NCT0395966). This is a dose range study of sutezolid (0 mg qd, 600 mg qd, 1200 mg qd, 600 mg bid, or 800 mg bid), all for 3 months combined with 3 months of daily Bdq, Del and M. N = 75.
Phase II/III trials				
Trial name (registration no.)	Phase	Sample size	Study groups; +/- dates; locations; sponsor	Primary efficacy endpoint (per online registration)
NC-008 SimpliciTB (DS) (NCT03338621)	2C/3	300	4 months Bdq + Pret + M + Z versus standard 6-month therapy Opened August 2018, results expected 2022; TB Alliance	<ul style="list-style-type: none"> • Time to culture negative over 8 weeks (secondary outcome = bacteriologic failure/relapse, or clinical failure, at 52 and 104 weeks from start of therapy)
NC-008 SimpliciTB (DR) (NCT03338621)	2C/3	150	4 months Bdq + Pret + M + Z, single-arm study Opened August 2018, results expected March 2022; TB Alliance	<ul style="list-style-type: none"> • Time to culture negative over 8 weeks (secondary outcome = bacteriologic failure/relapse, or clinical failure, at 52 and 104 weeks from start of therapy)
NExT (NCT02454205)	2/3	300	6–9 months Bdq + Lzd + Lfx + Z, and either high-dose H or ethionamide or terizidone daily (all oral) versus 6–8 months kanamycin + M + Z + ethionamide + terizidone daily, then 16–18 months MZEthTer Opened October 2015, results expected 2019; University of Cape Town	<ul style="list-style-type: none"> • Treatment success, defined as the sum of cured and treatment-completed cases (standard arm), without relapse, reinfection, or death during the 15–18 month follow-up period (test arm)
TB-PRACTECAL (NCT02589782)	2/3	630	6 months Bdq + Pret + M + Lzd daily, or 6 months Bdq + Pret + Lzd + Cfz daily, or 6 months Bdq + Pret + Lzd daily (all oral) versus local regimen Opened January 2017, results March 2021; Belarus, South Africa, Uzbekistan; MSF	<ul style="list-style-type: none"> • Percent with culture conversion in liquid media at 8 weeks; percent unfavorable at 72 weeks (failure, death, recurrence, loss to follow-up)

(Continued)

Table 2. (Continued)

TRUNCATE-TB (NCT03474198)	2/3	900	2 months various new regimens versus standard 6 months; regimens including H + R35 + Z + E + Lzd, H + R35 + Z + E + Cfz, H + Z + Rpt + Lzd + Lfx, H + Z + E + Lzd + Bdq Opened late 2017, results expected 2021; MAMS adaptive trial design. Thailand, Indonesia, Philippines, Singapore; BMRC, NUS	<ul style="list-style-type: none"> • Unsatisfactory clinical outcome at week 96 after randomization (active TB, TB treatment, or death)
MDR-END (NCT02619994)	2	238	9 or 12 months Del + Lfx (750 or 1,000 mg) + Lzd (600 mg daily for 2 months, 300 mg daily thereafter) + Z, versus local regimen Opened January 2016, results December 2019; Korea	<ul style="list-style-type: none"> • Treatment success 24 months after start of treatment (both “cured” and “treatment completed”)
Phase III trials				
Trial name (registration no.)	Phase	Sample size	Study groups; +/- dates; locations; sponsor	Primary efficacy endpoint (per online registration)
endTB (NCT02754765)	3	324	9 months Bdq + Lzd + M + Z daily, 9 months Bdq + Lzd + Cfz + Lfx + Z daily, 9 months Bdq + Lzd + Del + Lfx + Z, 9 months Del + Lzd + Cfz + Lfx + Z, or 9 months Del + Cfz + M + Z, versus local regimen Opened December 2016, results September 2020; Georgia, Kazakhstan, Kyrgyzstan, Lesotho, Peru; MSF, Partners in Health	<ul style="list-style-type: none"> • Proportion favorable at week 73 (not unfavorable, and culture negative at week 65–73, or earlier negative culture and no other evidence of unfavorable) • In addition, a companion phase 3 trial will be launched in drug-resistant TB patients, the “end TB-Q” trial (NCT03896685). This trial compares 6 months or 10 months of daily Bdq, Del, Lzd and Cfz versus WHO standard of care in DR patients with fluoroquinolone resistance.
Otsuka Trial 213 (NCT01424670)	3	511	2 months Del (100 mg twice daily) and 4 months Del (200 mg daily) plus OBR versus 6 months placebo plus OBR Opened September 2011, completed June 2016, preliminary findings presented at IUATLD October 2017, results published 2019; Otsuka	<ul style="list-style-type: none"> • Time to SCC, i.e., distribution of the time to SCC during the 6 months of study drug treatment
NC-006 STAND-DS (NCT02342886)	3	271 (orig 1,200)	4 months Pret (100 mg twice daily or 200 mg once daily) + M + Z daily, or 6 months Pret (100 mg twice daily) + M + Z daily, or 6 months Pret (200 mg once daily) + M + Z daily, versus standard 6-month therapy Opened February 2015, paused October 2016–May 2017; accrual not resumed; TB Alliance	<ul style="list-style-type: none"> • Incidence of combined bacteriologic failure or relapse, or clinical failure, at 12 months from start of therapy
NC-006 STAND-DR (NCT02342886)	3	13 (orig 300)	6 months Pret (200 mg) + M + Z daily, single-arm study Opened February 2015, paused October 2016–May 2017, accrual not resumed; TB Alliance	<ul style="list-style-type: none"> • Incidence of combined bacteriologic failure or relapse, or clinical failure, at 12 months from start of therapy
NiX-TB (NCT02333799)	3	109 (orig 300)	6 months Bdq (200 mg daily for 2 weeks and then 200 mg three times weekly) + Pret (200 mg daily) + Lzd (600 mg twice daily), single-arm study Opened March 2015, preliminary findings presented at CROI, 2017, accrual closed November 2017, with opening of NC-007 ZeNiX trial; TB Alliance	<ul style="list-style-type: none"> • Incidence of bacteriologic failure or relapse or clinical failure through follow-up until 6 months after the end of (6–9 months) treatment
NC-007 ZeNiX (NCT03086486)	3	180	2 or 6 months Lzd (600 or 1,200 mg daily, double-blind) + Bdq (200 mg daily for 2 weeks, then 100 mg daily) + Pret (200mg daily) Opened November, 2017, results January, 2021; TB Alliance	<ul style="list-style-type: none"> • Incidence of bacteriologic failure or relapse or clinical failure through follow-up until 26 weeks after the end of treatment; culture conversion requires at least two consecutive culture negative/positive samples at least 7 days apart
RIFASHORT (NCT02581527)	3	800	2 months H + R (1,200 or 1,800 mg) + Z + E daily and 2 months H + R (1,200 or 1,800 mg) daily, versus standard 6-month therapy Opened February, 2017, results expected January, 2020; St George’s London, INTERTB	<ul style="list-style-type: none"> • Combined rate of failure and relapse 12 months after end of treatment in mITT • Grade 3–4 AEs

(Continued)

Table 2. (Continued)

SHINE (ISRCTN63579542)	3	1,200 (ped minimal disease)	2 months H + R (600 mg) + Z + (in some) E daily, and Z, and (in some) E daily, and 2 months H + R (600 mg) daily versus standard 6-month therapy Opened third quarter of 2016, results 2020; treatment-shortening strategy trial for children with minimal TB; India, Uganda, South Africa, Zambia; BMRC	<ul style="list-style-type: none"> • Unfavorable outcome (failure, relapse, death) • Grade 3–4 AEs
STREAM Stage-1 (ISRCTN78372190)	3	424	4 months daily M + Cfz + Z + E + high-dose H + kanamycin (daily for 3 months and then 3 times per week) + prothionamide, and 5 months of M + Cfz + Z + E daily, versus local standard Opened 2012, closed to accrual June 2015, preliminary findings presented at IUATLD October 2017, results early 2019; IUATLD, MRC, USAID	<ul style="list-style-type: none"> • Proportion of patients with a favorable outcome 132 weeks after randomization having not previously had an unfavorable outcome or been retreated
STREAM Stage-2 (NCT02409290, ISRCTN18148631)	3	1,155	9 months M + Cfz + E + Z daily, with initial 2 months of high-dose H + kanamycin + prothionamide daily, or 9 months Bdq + Cfz + E + Lfx + Z daily, with initial 2 months high-dose H + prothionamide daily (all oral), or 6 months Bdq + Cfz + Lfx + Z daily with initial 2 months high-dose H and kanamycin versus 20–24 month local regimen Opened April 2016, results expected April 2021; IUATLD, MRC, USAID, TB Alliance	<ul style="list-style-type: none"> • Proportion of patients with a favorable outcome at week 76 (noninferiority margin 10%)
TBTC 31/A5349 (NCT02410772)	3	2,500	2 months H + Rpt (1,200 mg) + Z + E daily, and 2 months H + Rpt (1,200 mg) daily, or 2 months H + Rpt (1,200 mg) + Z + M daily, and 2 months H + Rpt (1,200 mg) + M daily versus standard 6-month therapy Opened January 2016; results 2020; substudies include interactions of Rpt and efavirenz, intensive PK and pharmacodynamics of Rpt, and sputum biomarkers to predict outcomes; CDC TBTC, ACTG	<ul style="list-style-type: none"> • TB disease-free survival at 12 months after assignment • Proportion of participants with grade 3–5 AEs during treatment

Adapted from Tiberi and colleagues [6].

Abbreviations: AE, adverse event; Bdq, bedaquiline; BMRC, British Medical Research Council; Cfz, clofazimine; CDC, Centers for Disease Control; CROI, Conference on Retroviruses and Opportunistic Infections; Del, delamanid; DS, drug-sensitive; DR, drug-resistant; E, ethambutol; EBA, early bactericidal activity; H, isoniazid; HIV, human immunodeficiency virus; IUATLD, International Union Against Tuberculosis and Lung Diseases; Lzd, linezolid; Lfx, levofloxacin; MGIT, mycobacterial growth in-tube; MSF, Médecins Sans Frontiers; M, moxifloxacin; mITT, modified intent-to-treat; NCT, identifying registration number on www.ClinicalTrials.gov; NIAID, National Institute of Allergy and Infectious Diseases; NUS, National University of Singapore; OBR, optimized background regimen; orig, originally; ped, pediatric; PK, pharmacokinetics; Pret, pretomanid; R, rifampin 10 mg/kg; R35, rifampin at 35 mg/kg; Rpt, rifapentine; SCC, sputum culture conversion; TB, tuberculosis; TBTC, TB Trials Consortium; TTP, time to positivity; USAID, US Development Aid Agency; Z, pyrazinamide.

<https://doi.org/10.1371/journal.pmed.1002915.t002>

otherwise eligible participants who complete the trial without significant deviation from the intended trial behavior; in particular, such participants typically satisfy minimal requirements for adherence to the trial interventions. Analysis with each of these two populations should lead to similar conclusions for a robust interpretation [29]. The ICH E9 Guideline further specifies that “any differences between them can be the subject of explicit discussion and interpretation” [30]. This concern arises in part from the recognition that adherent participants differ in unknown ways from those who are not adherent, as they may have more favorable outcomes, no matter what their randomized therapy [31]. The analyses of these trials are most robust when there is a high level of adherence, as inadequate therapy in all trial arms may lead to equally poor performance across arms and nonadherers are imputed as treatment failures in the analysis of all randomized patients, risking creating a false conclusion of NI. Consequently, it is extremely important that trial protocols encourage a high level of adherence.

Finally, the generalizability of findings from preapproval clinical trials to the different populations and areas of interest to policy makers is also a significant concern. Some populations

may be underrepresented in clinical trials conducted for approvals (e.g., children, elderly people, pregnant women, persons with advanced comorbid illness), whereas others are excluded for reasons of feasibility (e.g., those living far away from a clinic or deemed unreliable for follow-up). Significant problems have arisen from the assumption of generalizability [32]. When a successful trial establishes the efficacy of a new agent or regimen, efforts are then needed to expand exploration of the regimens in broader populations, or through additional pragmatic trials, such as the endTB trial [33]. The need for such trials is unlikely to be addressed through any innovations in design, but the rationale for excluding special populations even from early and middle phases of development is currently being revisited in the TB therapeutics field [2, 3, 20].

The link between registration and public health recommendations: Implications for national TB programs and the way forward

For TB program managers and policy makers at the country level, the successful registration of a candidate drug is only one component of the decision-making process around adoption and use. Feasibility, acceptability, resource use, equity, and quality of life are also considered when formulating public health recommendations, and these rely on qualitative data that need to be collected in parallel to quantitative assessment of evidence.

WHO guidelines are key for the development of national policies for the care of TB patients. However, when reliable data are lacking, recommendations are predominantly based on low or very low certainty in the evidence, which creates challenges for the potential rapid adoption, successful implementation, and subsequent uptake of the new therapies—as has been the case with the treatment of DR-TB [34, 35]. Moreover, recommendations, even if based on low or very low certainty in the evidence, will often create the perception of a new “standard of care” that subsequently complicates the ability to fund and conduct pragmatic trials that would address the uncertainty left by the lack of data. Policy makers, donors, and ethical review bodies should be aware that significant uncertainty persists when recommendations based on very low or low certainty are adopted and that further research is essential to test the merits of the new standard of care proposed. Such additional research can generate postlicensure data that are important for the update of policies, as in the case of the recent WHO DR-TB treatment guidelines [18, 36] (Table 3).

Drug and regimen developers already have formal mechanisms of communication with regulators, but the engagement of policy recommendation institutions should be actively encouraged and pursued as early as possible at design stages. One example of the value of such communication relates to the definition of outcomes selected for trials. Discussions with regulatory authorities usually identify endpoints that address foundations of efficacy, safety, and tolerability in studies with shorter follow-up duration; however, these outcomes may not provide adequate information for guideline developers and policy makers to endorse a given drug for use in regimens. Integration of long-term outcomes into TB trials as much as is feasible, along with the standardization of outcomes, should be a top priority for the TB therapeutics field, using, for example, the novel Phase IIC design, wherein follow-up is extended and the experimental regimens are used for their intended total duration [37].

Finally, standardized data collection and outcome definitions compatible with the Clinical Data Interchange Standards Consortium (CDISC) platforms are required by regulatory bodies. These have enhanced the ability to optimally use GRADE-based methodological approaches to evaluating the evidence, and should be similarly considered by policy makers. The application of such data standards to cohorts and the collection of national TB program data would be an invaluable step forward by allowing real-world data analyses that will greatly inform policy

Table 3. The interplay between trials and guidelines: Review of the proposals arising from WHO Technical Consultation on Advances in clinical trial design for development of new TB treatments (adapted from WHO [20]).

Issue	Expert consensus	To be explored	Research gaps
What clinical trial outcomes are required to inform regulatory and programmatic decision-making and need to be prioritized for prospective implementation in novel trial designs?	A single clinical trial cannot address all relevant regulatory and policy/public health questions. Explanatory trials, novel adaptive trials, pivotal trials for licensure need to be followed up with pragmatic trials to understand the optimal use of new drugs and regimens.	Consider postauthorization studies to answer some of the questions that cannot be addressed in the registrational trial(s) to help bridge gaps in knowledge.	Treatment success outcomes in recent trials of MDR-TB were much higher than that reported in prior trials and across program settings. Further research is needed to better understand the performance of the standard of care for rifampicin-susceptible and rifampicin-resistant TB in various conditions and settings to aid in the design of future studies.
How can current/novel clinical trial endpoints that are intended to support regulatory decisions be subsequently translated to support programmatic implementation?		Operational research can help to translate clinical trial outcomes into WHO guidance and add evidence for better programmatic implementation. Often, patients enrolled in trials are not reflective of the general population; consider ways to make trial population more reflective of the population of patients who will be receiving treatment in real life. Also consider pragmatic studies for better evidence on programmatic implementation.	
Should the assessment of clinical trial outcomes be updated for harmonization across regulatory and programmatic objectives, and if yes, how?	Communication between drug/regimen developers, regulators, and recommendation bodies is essential and should be encouraged and facilitated as early as possible at design stages.	Approaches to collecting clinical outcomes data that can potentially address assessment of safety and efficacy of the product and answer questions that are important from a programmatic perspective should address the following: <ul style="list-style-type: none"> • secondary/exploratory analyses are an option—but caution in overinterpreting the data • sample size implications if multiple primary analyses considered • importance of prespecifying analyses; consistent definitions across different trials are needed; limitations of using surrogate endpoints (e.g., 2-month culture conversion) for development of guidelines. 	
How to ensure that trial data at the individual-patient level can be pooled for enhanced meta-analysis when reviewing evidence for policy making by WHO and other professional bodies	Data should be collected using standard definitions, and use of data standards for clinical trial is essential. Clinical trial data should be made available for sharing so as to conduct individual patient-level data analyses. Such databases are used by WHO and other recommending bodies for policy development. GRADE method should be well understood by all stakeholders	As data quality improves, recommendations based on lower-quality data should be reexamined. A relevant process to address this should be established.	

Abbreviations: GRADE, *Grading of Recommendations Assessment, Development, and Evaluation*; MDR, multidrug-resistant; TB, tuberculosis; WHO, World Health Organization

<https://doi.org/10.1371/journal.pmed.1002915.t003>

decisions. Until then, TB clinical trialists and regimen developers are strongly encouraged to share individual patient-level data with policy makers to permit meta-analytic data synthesis approaches to be used in the GRADE methodology [38]. Data sharing in the domain of TB is a matter of global public good, and funders, donors, and implementers of trials should not only mandate such expectations for their clinical trials but also allocate funding to support the careful curation of data accessible to the public and to policy makers for future analyses.

Conclusion

Given the recent enthusiasm for pursuing novel trial designs in TB therapeutics [37, 39], more interactions will be needed between researchers responsible for designing the next generation of TB trials, regulators, and policy makers. This will allow better harmonization across the research pipeline and subsequent policies on access to TB medicines. Further, stakeholders, including donors and funders, need to acknowledge that both explanatory and pragmatic trials are needed to answer questions about efficacy and safety (explanatory) as well as expected effectiveness in programmatic conditions (pragmatic). In all cases, endpoints should be specific to the purposes. Late-phase clinical trial outputs that serve the objective of registration of a new TB drug or regimen can indeed meet the needs for development of public health guidelines, provided that data on long-term, patient-relevant, and population-relevant outcomes are being collected. Additionally, public health factors such as feasibility, acceptability, resource use, equity, and quality of life should be part of data collections, as these are necessary when formulating public health recommendations. The existing dialogue between drug developers and regulators should be expanded to policy makers under formal mechanisms of consultation, such as the one offered by WHO Task Forces [19]. More effective input from policy makers could greatly streamline and strengthen the value of TB clinical trial data in clinical settings. Such interactions with policy makers can be invaluable at the design stages and would result in better harmonization between the research pipeline and policies on access to TB medicines. The broad discussions that we propose would also ensure that secondary pooled analyses performed by WHO (or other policy-recommending bodies) are reliable and that the risk of conflicting interpretation and messaging provided by investigators and policy makers is reduced and usefully contribute to the generation of reliable and relevant data for further policy guidance on the treatment of all forms of TB [2].

Acknowledgments

The authors would like to thank Michael J. Vjecha, MD, for his critical review of [Table 2](#). The views expressed in this article are the personal views of the authors and may not be understood or quoted as being made on behalf of, or reflecting the position of the regulatory agency/agencies or organisations with which the authors are employed/affiliated.

References

1. Ginsberg AM, Spigelman M. Challenges in tuberculosis drug research and development. *Nat Med*. 2007; 13:290–4. <https://doi.org/10.1038/nm0307-290> PMID: 17342142
2. Lienhardt C, Nahid P. Advances in clinical trial design for development of new TB treatments: A call for innovation. *PLoS Med*. 2019; 16(3):e1002769. <https://doi.org/10.1371/journal.pmed.1002769> PMID: 30901322
3. Phillips PPJ, Mitnick CD, Neaton JD, Nahid P, Lienhardt C, Nunn AJ. Keeping phase III tuberculosis trials relevant: Adapting to a rapidly changing landscape. *PLoS Med*. 2019; 16(3): e1002767. <https://doi.org/10.1371/journal.pmed.1002767> PMID: 30901331
4. Davies G, Hoelscher M, Boeree M, Hermann D. Accelerating the transition of new tuberculosis drug combinations from Phase II to Phase III trials: New technologies and innovative designs. *PLoS Med*. 2019; 16(7): e1002851. <https://doi.org/10.1371/journal.pmed.1002851> PMID: 31287813
5. Lienhardt C, Nahid P, Rich ML, Bansbach C, Kendall EA, Churchyard G, et al. Target regimen profiles for treatment of tuberculosis: a WHO document. *Eur Respir J* 2017; 49: 1602352. <https://doi.org/10.1183/13993003.02352-2016> PMID: 28122858
6. Tiberi S, du Plessis N, Walzl G, Vjecha MJ, Rao M, Ntouni F, et al. Tuberculosis: progress and advances in development of new drugs, treatment regimens, and host-directed therapies. *Lancet Infect Dis* 2018; 18: e183–98

7. European Commission. Commission Regulation (EC) No 507/2006 of 29 March 2006 on the conditional marketing authorisation for medicinal products for human use falling within the scope of Regulation (EC) No 726/2004 of the European Parliament and of the Council. Available from: https://ec.europa.eu/health/sites/health/files/files/eudralex/vol1/reg_2006_507/reg_2006_507_en.pdf. [cited 2018 Apr 28].
8. European Medicines Agency. Conditional marketing authorization. Report on ten years of experience at the European Medicines Agency. Available from: https://www.ema.europa.eu/documents/report/conditional-marketing-authorisation-report-ten-years-experience-european-medicines-agency_en.pdf. [cited 2019 Apr 28]
9. US Food and Drug Administration. Guidance for Industry Expedited Programs for Serious Conditions—Drugs and Biologics. May 2014 [cited 2019 Apr 28]. Available from: <https://www.fda.gov/downloads/Drugs/GuidanceComplianceRegulatoryInformation/Guidances/UCM358301.pdf>
10. European Medicine Agency. Note for guidance on the evaluation of medicinal products for treatment of bacterial infections to address the clinical development of new agents to treat disease due to Mycobacterium tuberculosis (EMA/CHMP/EWP/14377/2008 Rev 1). 2017.
11. US FDA. Development of new tuberculosis drug regimens—scientific and clinical design considerations. 2017 Jul 9 [cited 2019 Apr 28]. Available from: <https://www.fda.gov/Drugs/NewsEvents/ucm548365.htm>
12. US FDA. Pre-IND consultative process. 2016 Aug 1 [cited 2019 Apr 28]. Available from: <https://www.fda.gov/Drugs/DevelopmentApprovalProcess/HowDrugsareDevelopedandApproved/ApprovalApplications/InvestigationalNewDrugINDApplication/Overview/default.htm>
13. World Health Organization. Compendium of WHO guidelines and associated standards. Geneva: World Health Organization; 2018 [cited 2019 Apr 28]. Available from: https://www.who.int/tb/features_archive/TB_guidelines_associated_standards/en/
14. World Health Organization. WHO handbook for guideline development. 2nd ed. Geneva: World Health Organization; 2014.
15. Guyatt GH, Oxman AD, Kunz R, Woodcocke J, Brozeka J, Helfand M, et al. Going from evidence to recommendations. *BMJ* 2008; 336: 1049–51. <https://doi.org/10.1136/bmj.39493.646875.AE> PMID: 18467413
16. Cox E, Laessig K. FDA Approval of Bedaquiline—The benefit–risk balance for drug-resistant tuberculosis. *N Engl J Med*. 2014, 371;8 <https://doi.org/10.1056/NEJM1404119>
17. World Health Organization. The use of bedaquiline in the treatment of multidrug-resistant tuberculosis: interim policy guidance (WHO/HTM/TB/2013.6). Geneva: World Health Organization; 2013.
18. World Health Organization. Treatment guidelines for multidrug- and rifampicin-resistant tuberculosis, 2018 update. WHO/CDS/TB/2018.15. Geneva: World Health Organization; 2018.
19. World Health Organization. Introduction and rational use of new drugs / regimens for the treatment of tuberculosis in countries. Available from: https://www.who.int/tb/areas-of-work/treatment/new_drugs/en/. [cited 2019 Apr 28]
20. World Health Organization. Report of the technical consultation on advances in clinical trial design for development of new TB treatments. Glion-sur-Montreux, Switzerland: World Health Organization; 2018 [cited 2019 Apr 28]. Available from: http://www.who.int/tb/publications/2018/clinical_trail_design_TB_treatments/en/
21. Nahid P, Saukkonen J, Mac Kenzie WR, Johnson JL, Phillips P, Anderson J, et al. CDC/NIH Workshop. Tuberculosis biomarker and surrogate endpoint research roadmap. *Am J Respir Crit Care Med*. 2011; 184(8):972–979. <https://doi.org/10.1164/rccm.201105-0827WS> PMID: 21737585
22. Rockwood N, du Bruyn E, Morris T, Wilkinson RJ. Assessment of treatment response in tuberculosis. *Expert Rev Respir Med*. 2016; 10(6): 643–654. <https://doi.org/10.1586/17476348.2016.1166960> PMID: 27030924
23. Phillips PP, Davies GR, Mitchison DA. Biomarkers for tuberculosis disease activity, cure, and relapse. *Lancet Infect. Dis*. 2010; 10(2):69–70. [https://doi.org/10.1016/S1473-3099\(09\)70256-7](https://doi.org/10.1016/S1473-3099(09)70256-7) PMID: 20113973
24. Colangeli R, Jedrey H, Kim S, Connell R, Ma S, Chippada Venkata UD, et al. Bacterial Factors That Predict Relapse after Tuberculosis Therapy. *N Engl J Med*. 2018 Aug 30; 379(9):823–833 <https://doi.org/10.1056/NEJMoa1715849> PMID: 30157391
25. Svensson EM, Svensson RJ, Te Brake LHM, Boeree MJ, Heinrich N, Konsten S, et al. The potential for treatment shortening with higher rifampicin doses: relating drug exposure to treatment response in patients with pulmonary tuberculosis. *Clin Infect Dis*. 2018 Jun 18; 67(1):34–41. <https://doi.org/10.1093/cid/ciy026> PMID: 29917079

26. Food US and Administration Drug. Multiple Endpoints in Clinical Trials Guidance for Industry. 2017 Jan. Available from: <https://www.fda.gov/downloads/drugs/guidancecomplianceregulatoryinformation/guidances/ucm536750.pdf>
27. Mauri L and D'Agostino RB. Challenges in the design and interpretation of noninferiority trials. *N Engl J Med* 2017; 377:1357–67. <https://doi.org/10.1056/NEJMra1510063> PMID: 28976859
28. Food and Drug Administration. Non-Inferiority Clinical Trials to Establish Effectiveness; Guidance for Industry. 2016 Nov [cited 2019 Apr 28]. Available from: <https://www.fda.gov/downloads/Drugs/Guidances/UCM202140.pdf>
29. EMA CPMP. Points to consider on switching between superiority and non-inferiority. 2000 Jul [cited 2019 Apr 28]. Available from: https://www.ema.europa.eu/en/documents/scientific-guideline/points-consider-switching-between-superiority-non-inferiority_en.pdf
30. ICH. ICH Harmonised Tripartite Guideline: Statistical Principles for Clinical Trials E9 Current Step 4 version. 1998 Feb 5.
31. Coronary Drug Project Research Group. Influence of adherence to treatment and response of cholesterol on mortality in the coronary drug project. *N Engl J Med*. 1980; 303(18):1038–41. <https://doi.org/10.1056/NEJM198010303031804> PMID: 6999345
32. Centers for Diseases Control. Update: fatal and severe liver injuries associated with rifampin and pyrazinamide for latent tuberculosis infection, and revisions in American Thoracic Society/CDC recommendations—United States, 2001. *MMWR Morb Mortal Wkly Rep* 2001; 50; 733–5
33. Evaluating Newly Approved Drugs for Multidrug-resistant TB (endTB clinical trial). 2019 Feb 15. Available from: <https://clinicaltrials.gov/ct2/show/NCT02754765>
34. World Health Organization. WHO guidelines for the programmatic management of drug-resistant tuberculosis: 2011 update (WHO/HTM/TB/2011.6). Geneva: World Health Organization; 2011. Available from: https://apps.who.int/iris/bitstream/handle/10665/44597/9789241501583_eng.pdf;jsessionid=808255A41473CCF4828A7B6977110818?sequence=1
35. World Health Organization. WHO treatment guidelines for drug-resistant tuberculosis—2016 update (WHO/HTM/TB/2016.04). Geneva: World Health Organization; 2016 [cited 2019 Apr 28]. Available from: <http://apps.who.int/iris/bitstream/handle/10665/250125/9789241549639-eng.pdf?sequence=1> <https://doi.org/10.1016/j.tube.2016.02.003>
36. World Health Organization. WHO consolidated guidelines on drug-resistant tuberculosis treatment (WHO/CDS/TB/2019.7). Geneva: World Health Organization; 2019 [cited 2019 Apr 28]. Available from: <https://apps.who.int/iris/bitstream/handle/10665/311389/9789241550529-eng.pdf>
37. Phillips PP, Dooley KE, Gillespie SH, Heinrich N, Stout JE, Nahid P, et al. A new trial design to accelerate tuberculosis drug development: the Phase IIC Selection Trial with Extended Post-treatment follow-up (STEP). *BMC Med*. 2016 Mar 23; 14:51. <https://doi.org/10.1186/s12916-016-0597-3> PMID: 27004726
38. Collaborative Group for the Meta-Analysis of Individual Patient Data in MDR-TB treatment—2017. Treatment correlates of successful outcomes in pulmonary multidrug-resistant tuberculosis: an individual patient data meta-analysis. *Lancet*. 2018 Sep 8; 392(10150):821–834. [https://doi.org/10.1016/S0140-6736\(18\)31644-1](https://doi.org/10.1016/S0140-6736(18)31644-1) PMID: 30215381
39. Davies GR, Phillips PP, Jaki T. Adaptive clinical trials in tuberculosis: applications, challenges and solutions. *Int J Tuberc Lung Dis*. 2015 Jun; 19(6):626–34. <https://doi.org/10.5588/ijtld.14.0988> PMID: 25946350


COLLECTION REVIEW

Advances in clinical trial design for development of new TB treatments—Translating international tuberculosis treatment guidelines into national strategic plans: Experiences from Belarus, South Africa, and Vietnam

Grania Brigden^{1*}, Nguyen Viet Nhung², Alena Skrahina³, Norbert Ndjeka⁴, Dennis Falzon⁵, Matteo Zignol⁵

1 Department of Tuberculosis, The International Union Against TB and Lung Disease, Geneva, Switzerland, **2** National Lung Hospital, Vietnam NTP, Vietnam, **3** Republican Scientific and Practical Centre for Pulmonology and TB, Minsk, Belarus, **4** Drug-Resistant TB, TB and HIV directorate, National Department of Health, Pretoria, South Africa, **5** Global Tuberculosis Programme, World Health Organization, Geneva, Switzerland

* grania.brigden@theunion.org



OPEN ACCESS

Citation: Brigden G, Nhung NV, Skrahina A, Ndjeka N, Falzon D, Zignol M (2019) Advances in clinical trial design for development of new TB treatments—Translating international tuberculosis treatment guidelines into national strategic plans: Experiences from Belarus, South Africa, and Vietnam. *PLoS Med* 16(10): e1002896. <https://doi.org/10.1371/journal.pmed.1002896>

Published: October 18, 2019

Copyright: © 2019 World Health Organization. Licensee Public Library of Science. This is an open access article distributed under the Creative Commons Attribution IGO License, which permits unrestricted use, distribution, and reproduction in any medium, provided the original work is properly cited. <http://creativecommons.org/licenses/by/3.0/igo/>. In any use of this article, there should be no suggestion that WHO endorses any specific organization, products or services. The use of the WHO logo is not permitted. This notice should be preserved along with the article's original URL.

Funding: The authors received no specific funding for this work

Competing interests: The authors have declared that no competing interests exist.

Abbreviations: aDSM, active TB drug safety monitoring and management; FQ, fluroquinolone; GRADE, Grading of Recommendations Assessment, Development, and Evaluation; GRC,

Summary points

- The World Health Organization (WHO) plays an important role in setting global norms and standards with a focus on public health and publishes international guidelines regularly to support Member States, particularly ministries of health, in the provision of the highest standard of healthcare.
- Over the last 5 years, multiple advances in diagnosis and treatment of tuberculosis (TB) have resulted in a number of new WHO guidelines for TB care, but these recent guidelines have not always been implemented in a timely fashion, raising issues in their adoption and scale-up at country level.
- We discuss the experiences of three countries with a high burden of multidrug-resistant TB (MDR-TB)—Belarus, South Africa, and Vietnam—in implementing recent WHO guidelines on bedaquiline, a drug recently registered and recommended for the treatment of MDR-TB and the standardised shorter treatment regimen (STR) for MDR-TB.
- The process of adopting and implementing new guidelines requires national TB programmes (NTPs) to interact with multiple agencies: both intergovernmental departments and external agencies such as regulators and donors. These processes are country specific, but there are some generalised challenges that NTPs in high-burden countries experienced when implementing recent WHO MDR-TB guidance.
- With multiple trials of new regimens for MDR-TB and new classes of drugs in the clinical treatment pipeline, the frequency of new guidelines for TB is expected to increase, and it is important to support NTPs to implement and scale-up these new developments in treatment.

Guideline Review Committee; LTBI, latent TB infection; MCC, Medicines Control Council; MDR-TB, multidrug-resistant TB; MOH, Ministry of Health; NTP, national TB programme; RR-TB, rifampicin-resistant TB; SLI, second-line injectable; SL-LPA, second line-line probe assay; STR, standardised shorter treatment regimen; TB, tuberculosis; WHO, World Health Organization; XDR-TB, extensively drug-resistant TB.

Introduction

One of the key missions of national tuberculosis (TB) programmes (NTPs) is to issue policy and technical guidance for clinicians and healthcare workers involved in TB care at the country level. These national policies are generally developed based on international public health guidelines, such as those issued by the World Health Organization (WHO) [1, 2].

Updating national policies or technical guidelines in view of recent advances in TB diagnosis, care, and prevention has an important impact on TB patients, the health system, the community and is key to ensuring the best quality of care for people with TB.

WHO has a mandate to provide technical assistance to its Member States on different aspects of public health. The 13th General Programme of Work of WHO [3] outlines the organisation's status as a science- and evidence-based agency setting global norms and standards, with a focus on public health. Translating research findings into policies may be a challenging task, given that the design of clinical studies may not always address the main public health priority directly, and recommended interventions require substantial adaptation to the particular programme conditions and settings [4].

In 2007, WHO established the Guideline Review Committee (GRC) to provide oversight to organisational efforts to ensure that policy guidance is up-to-date, trustworthy, feasible, and developed in a transparent way, in line with the highest international standards of care [5], and adheres to WHO principles for policy development [6]. The WHO-convened Guideline Development Group advises on the scope of the guidelines, assesses the quality of available evidence, and formulates recommendations using a systematic method termed Grading of Recommendations Assessment, Development, and Evaluation (GRADE) [7]. This approach requires experts who are formulating recommendations to base their judgements not only on trial evidence but also on other considerations, such as the balance of expected desirable and undesirable effects, equity, resource use, feasibility, and acceptability to the populations targeted by the guidance. These changes have contributed to an improvement in purpose, clarity, and the methodological quality of WHO guidelines in the last decade [7].

The pace of developments in new TB diagnostics, treatment, and patient support has increased substantially over the last decade, leading to the release of over 20 new or updated WHO guidelines on different aspects of TB care since 2010 [8]. This pace is expected to continue, and the *PLOS Medicine* Collection of which this paper is part [9] discusses the optimal characteristics of clinical trial designs to inform future policy guidance for new TB regimens.

Already in the last 5 years, NTPs have had to respond to a number of WHO policy updates on multidrug-resistant TB (MDR-TB) treatment as new medicines became available and results from studies on the use of novel drugs and the standardised shorter treatment regimen (STR) were communicated (e.g., bedaquiline, delamanid, and the 9–12-month-shorter MDR-TB regimen) [10–16]. Partly as a result of these rapid changes, a number of these new treatment policies have not been adopted or fully implemented by national programmes. A recent review [17] of national policies in 29 countries highlighted national policy gaps when compared to WHO policies. Thus, in the case of WHO's recommended 9–12-month-shorter MDR-TB regimen, 45% of the countries had developed policies, but only 69% of those countries had implemented them. By the end of 2017, 62 countries, mostly in Africa and Asia, reported having used shorter MDR-TB regimens; between 2016 and 2017, the number of patients reported to have been started on the 9–12-month-shorter regimen globally increased from 2,400 to 10,000 [18]. With regard to the new drugs, bedaquiline and delamanid, 86% of countries had a policy on bedaquiline and 67% on delamanid, but the actual use of the new drugs reflected the implementation gap, with only 12,194 and 976 treatment courses procured globally for bedaquiline and delamanid, respectively, in 2017 [19].

There are multiple barriers to the adoption of international treatment guidelines, including factors relating to the acceptability and perceived feasibility of the recommendation, the individual opinion of clinicians, patient preferences, regulatory processes for new drugs, requirement for new resources, and the financial and political commitment from the Ministry of Health (MOH) [20].

The following case studies from the NTPs of three high-burden countries refer to national experiences in the introduction of new drugs and regimens for MDR-TB to illustrate how countries approached implementation of new policies for TB treatment. Belarus, South Africa, and Vietnam are all on WHO's high-burden MDR-TB list but with different epidemic patterns (see Table 1). The case studies review the experiences of the countries in implementing the interim guidance for the use of bedaquiline in the treatment of MDR-TB, issued by WHO in 2013 [21], and the revised guidelines on treatment of MDR-TB issued in 2016 that recommend the use of the 9–12-month-shorter MDR-TB regimen under certain conditions [13].

Implementation of bedaquiline in Belarus

In 2017, there were an estimated 3,500 new TB cases in Belarus of which 2,500 had rifampicin resistance or MDR-TB [18]. In 2012, in anticipation of the approval of a new drug for TB, WHO released a handbook to advise countries on how to organise both spontaneous and active pharmacovigilance [22]. The national pharmacovigilance centre of the Belarus MOH, with its prior experience in active pharmacovigilance in the country for antiretrovirals [23], established strong links with the NTP to enhance pharmacovigilance among MDR-TB patients. The implementation of cohort event monitoring for MDR-TB treatment on regimens containing linezolid, and later bedaquiline, were labour-intensive activities for MOH staff, undertaken without additional resources [24] (Table 2).

In mid-2013, the national TB guidelines were updated in alignment with the new WHO policy on bedaquiline use (including translation into the Russian language) and staff training organised by the MOH under the guidance of the MDR-TB expert group (consilium). The MDR-TB consilium is a platform of multidisciplinary experts from Belarus with the aim to improve the quality of diagnosis and care and to reduce the time to initiation of effective MDR-TB treatment throughout the country. The NTP also benefited from reviews of its work

Table 1. Overview of the TB epidemic in Belarus, South Africa, and Vietnam [18].

Indicator	Belarus	South Africa	Vietnam
Total population (2017)	9.5 million	57 million	96 million
TB prevalence (all forms)	32.1 per 100,000	398.6 per 100,000	110.1 per 100,000
TB incidence (new and relapse cases)	29.3 per 100,000	386.3 per 100,000	107.0 per 100,000
HIV prevalence among TB	2.9 per 100,000	340 per 100,000	4.7 per 100,000
Incidence of MDR/RR-TB	26 per 100,000	25 per 100,000	7.4 per 100,000
Percent of new cases with MDR/RR-TB	38% (36–41)	3.4% (2.5–4.3)	4.1% (2.8–5.7)
Percent of retreated cases with MDR/RR-TB	67% (63–70)	7.1% (4.8–9.5)	17% (17–18)
TB treatment coverage	80%	68%	83%
MDR/RR-TB treatment success rate (2015)	64% (cohort size: 1,400)	55% (cohort size: 9,750)	74% (cohort size: 2,045)
XDR-TB treatment success rate (2015)	53% (cohort size: 508)	48% (cohort size: 427)	Not reported

Abbreviations: MDR/RR-TB, multidrug-resistant/rifampicin-resistant TB; TB, tuberculosis; XDR-TB, extensively drug-resistant TB

<https://doi.org/10.1371/journal.pmed.1002896.t001>

Table 2. Key milestones in the successful introduction of new medicines for MDR-TB patients, Belarus.

Actions to strengthen MDR-TB treatment	Actions to strengthen patient safety
<ul style="list-style-type: none"> • Aligning national TB guidelines to WHO recommendations • Training of clinical staff in the new policies and in case management • Piloting and subsequent scale-up of video-supported therapy as an adjunct to patient-centred care • Strengthening of laboratory capacity to detect drug resistance using newer techniques and to perform increasing volumes of culture • Changes in the drug procurement system, including ministerial waiver for the importation of new medicines • Updated national electronic TB register to include information on adverse events and details on regimen • Funding proposal to the Global Fund to provide financial resources • Technical support provided by WHO and by Médecins sans Frontières 	<ul style="list-style-type: none"> • 2012: Links cultivated between national TB programme and the NPV • 2012: NPV strengthens its methods for both spontaneous reporting and for active surveillance (using CEM) • 2012: CEM for antiretroviral treatment starts • 2013: CEM for antiretroviral treatment extended to patients with HIV who had MDR-TB • 2014: CEM for linezolid-containing regimens started in MDR-TB • 2016: aDSM introduced for all MDR-TB patients on treatment • 2017: aDSM data reported to global database

Abbreviations: aDSM, active TB drug safety monitoring and management; CEM, cohort event monitoring; MDR-TB, multidrug-resistant TB; NPV, national pharmacovigilance centre; TB, tuberculosis; WHO, World Health Organization

<https://doi.org/10.1371/journal.pmed.1002896.t002>

by WHO, Médecins sans Frontières, the Supranational Reference Laboratory, and other external experts. Measures were taken by the Council of Ministers to waive the requirements for drug registration for bedaquiline. The same mechanism was used subsequently to permit the use of other medicines, including clofazimine and delamanid. The support of the Global Fund was critical in securing resources to purchase bedaquiline and the companion medicines. By October 2018, 543 patients had started treatment with bedaquiline. In 2018, Belarus reported individual case-based data from programmatic cohorts of patients treated with bedaquiline-containing regimens to the pooled analysis for the latest update of WHO’s MDR-TB treatment guidelines [25, 26]. An important challenge faced by the MOH when implementing bedaquiline was for healthcare staff to adhere to proper criteria when selecting patients to be placed on regimens including this new agent. The MDR-TB expert consilium played an important role to ensure compliance. Another limitation was to have all the medicines needed for the regimen available at the time of start of treatment: this required coordination with all stakeholders (i.e., funders, logistics, facilities) to limit delays. The WHO-recommended 9–12 month STR MDR-TB regimen in Belarus is contraindicated in many because MDR-TB patients commonly have strains harbouring additional resistance to pyrazinamide and to key second-line drugs such as fluoroquinolones and injectable agents. This is why the focus has been on scaling up the use of bedaquiline, with other second-line drugs that have not been previously used in Belarus. Since late 2018, the NTP introduced under operational research conditions a shorter regimen of 9 months consisting of all group A and B medicines recommended in MDR-TB regimens.

In 2015, following WHO advice on active TB drug safety monitoring and management (aDSM) in patients treated with novel regimens and repurposed medicines [27], Belarus became an early adopter of aDSM as a standard of care and among the first countries to contribute records to WHO’s global aDSM database [28]. Using domestic and external funding, the Belarus MOH is updating the national electronic TB patient register to enhance future data management.

The articulated response from the MOH, including strengthening the surveillance and preventive and curative components of the NTP [29], has resulted in high case detection of TB, TB/HIV, and drug-resistant TB and treatment success in new and relapsed TB patients approaching 90% [30].

Introducing bedaquiline in South Africa

South Africa is a country with high TB, MDR-TB, and HIV burden. The country contributes approximately 10% of global MDR-TB cases diagnosed and reported, with treatment success similar to the global rate at 54% and mortality at just above 20% [18].

The use of bedaquiline in the country started in December 2012, when the South Africa Medicines Control Council (MCC) approved the drug as part of a clinical access programme [31]. The programme was implemented at five sites and was later scaled up to 12 sites in 2014 after early successful results were obtained [32]. Once bedaquiline received full registration with the MCC, the inclusion criteria were broadened, and from 2017, bedaquiline use was decentralised to the district level to facilitate scale-up (Fig 1). In June 2018, South Africa announced that bedaquiline would be available to all eligible patients with rifampicin resistance, replacing the injectable agents in both the recent WHO-recommended longer treatment regimens as well as variants of the STR [26]. The STR has been included in national policies since 2015 [33], but similar to Belarus, the eligibility criteria for the STR have meant that its use has been limited in a population with increasingly complex resistance patterns. However, since September 2018, the South African NTP recommended a modified injectable-free STR nationwide. This regimen has the addition of linezolid for 2 months, with bedaquiline replacing the injectable agent and given for 6 months and levofloxacin replacing moxifloxacin [34].

The primary challenge to adoption and implementation of bedaquiline use has been the full regulatory approval required from the MCC, as the initial approval was only for a compassionate-use programme. The process to reach full regulatory approval took 18 months. Once registered, there was hesitancy of clinicians on the use of a new drug for which programmatic data were initially extremely limited. Subsequently, data were collected from pilot sites and published. A National Clinical Advisory Committee was formed to support implementation of WHO guidance by helping physicians design effective treatment regimens and establishing provincial committees to discuss difficult clinical cases. The NTP discussed WHO guidelines with local researchers and academia to ensure the guidance was customised to the national context and translated into practice. An additional challenge to the scale-up was maintaining a secure supply of stocks, particularly as bedaquiline was not on national tender.

Improving diagnosis and treatment of MDR-TB in Vietnam

Vietnam is one of the 20 countries considered to have both a high TB and MDR-TB burden [18]. In 2016, Vietnam had 106,527 registered cases of TB, and it is estimated that 20% of cases are not detected [18]. To address this problem, the NTP developed the 2X strategy (Xray-



Fig 1. South African implementation pathway for BDQ. BDQ, bedaquiline; DRTB, drug-resistant tuberculosis.

<https://doi.org/10.1371/journal.pmed.1002896.g001>

Xpert MTB/RIF) to enhance early TB and MDR-TB detection. This strategy, in line with WHO guidance on the use of Xpert MTB/RIF [35–36] and chest radiography [37], aims to screen for and confirm TB infection and disease, including rifampicin resistance status, at the start of treatment.

The scale-up of newer diagnostics was coupled with a patient triage strategy with bedaquiline and the STR part of the strategy. As clofazimine, a key drug in the shorter regimen and a companion drug to bedaquiline, was not registered in the country, the NTP had to apply for an investigation study to be approved by the institutional review board of the MOH so as to allow importation of the drugs needed. Bedaquiline was introduced under import waiver in December 2015 with the shorter treatment regimen introduced in April 2016, in three pilot provinces, and with the implementation for the STR expanded to an additional eight provinces after 18 months [38]. The expansion occurred after WHO's recommendations on the short-course regimen in 2017 [14]. During this stepwise scale-up of the use of bedaquiline and the STR, the scale-up was interrupted because of a 7-month interruption pending MOH approval of the expansion. During this time, the STR enrolment declined from 32% to 11%; and bedaquiline use in those eligible declined from 92% to 40% (Fig 2). Following these pilots, the STR was included in the national guidance in 2018 and is now a major treatment option for MDR-TB countrywide.

The long-term plan in Vietnam is to continue to scale up the use of bedaquiline. Based on local cohort studies, laboratory capacity was available to identify susceptibility of almost all drugs before indication of the regimen for individual patients, and the Vietnam NTP decided to apply modified STR as the primary regimen to treat drug-resistant TB. The planned stepwise scale-up of the modified shorter treatment regimen for drug-resistant TB treatment is shown in Fig 3. In order to overcome challenges regarding drug importation for bedaquiline, the drug has now been registered in 2019 for compassionate use while the main regulatory process is underway.

Policy change in Vietnam requires a stepwise approach, utilising pilot projects with scale-up happening over a 3–4-year timeline. At the same time of implementing pilot projects, the NTP negotiates in-country drug registration processes. The involvement of the WHO country office with technical assistance and support for policy change has helped to minimise delays in these processes.

Discussion

WHO guidance strives to make recommendations that are based on the best and latest available evidence and that have applicability to diverse settings worldwide. The use of standardised evaluation methods like GRADE aims to assess study findings in a rigorous way but also ensure that due considerations for implementation are being addressed. However, WHO's guideline processes cannot consider the nuances and sensitivities of the local socioeconomic, regulatory, and cultural conditions—this is left to the NTP when reviewing the guidance. As shown in the case studies described here, translating the research findings underlying new WHO guidance into programmatic guidance incurs substantial logistical challenges and delays for NTPs to mobilise the necessary resources and negotiate the regulatory framework. As in the three country examples, the process of adapting the recent WHO guidance on bedaquiline to the national situation is a multistage process, involving actors outside the NTP, such as donors and regulatory authorities, and is prone to delays.

The case studies highlight the challenges of introducing a new drug, particularly one with limited data on effectiveness and no long-term outcome data. The NTPs had to complete the necessary ethical, surveillance, and regulatory processes, and often pilot projects had to be

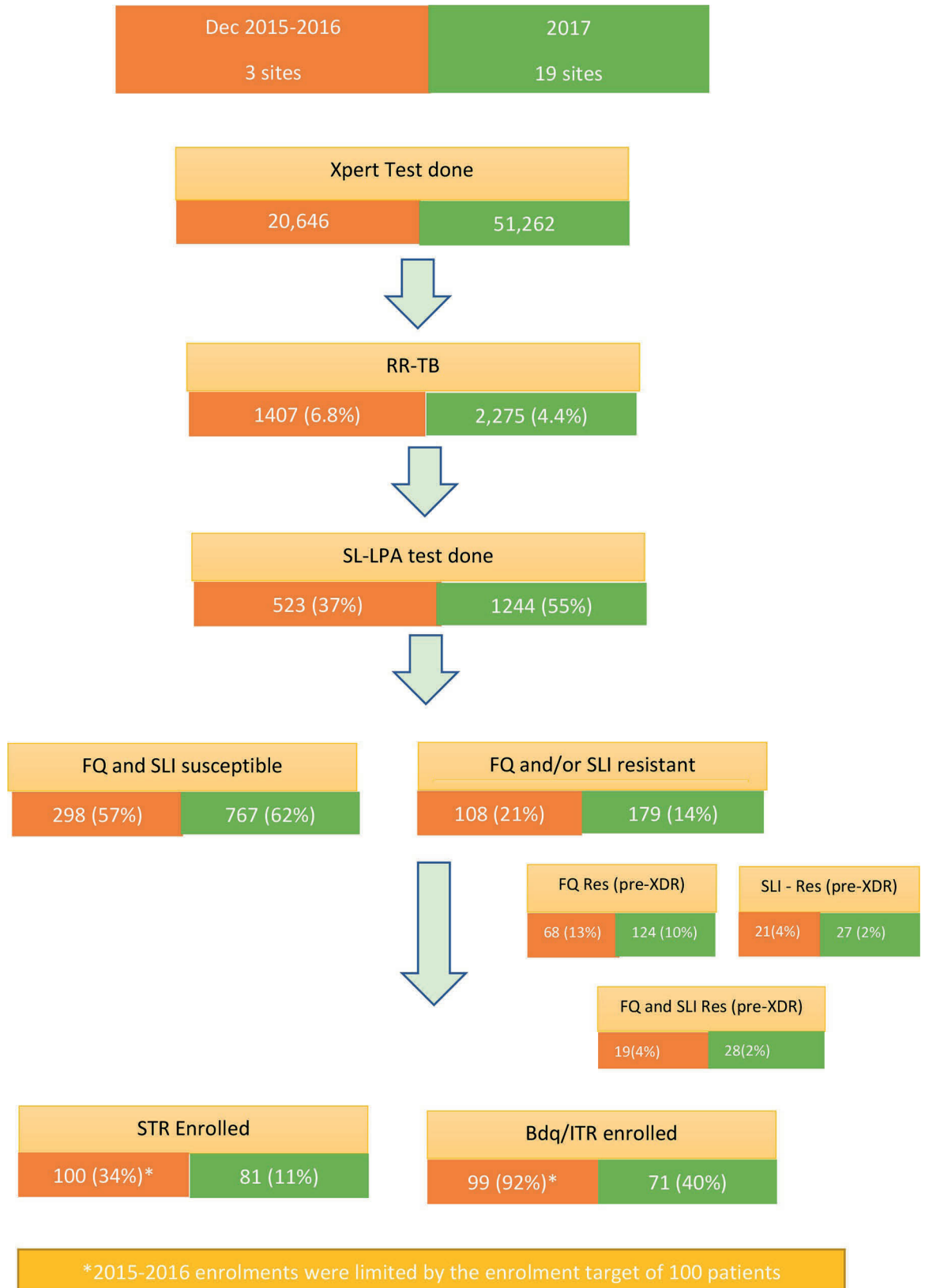


Fig 2. Patient triage approach in Vietnam. Bdq, bedaquiline; FQ, fluoroquinolone; ITR, individualised treatment regimen; Res, resistance; RR-TB, rifampicin-resistant tuberculosis; SLI, second-line injectable; SL-LPA, second-line-line probe assay; STR, standardised shorter treatment regimen; XDR, extensively drug resistant.

<https://doi.org/10.1371/journal.pmed.1002896.g002>

undertaken to obtain real-life experience in the country, delaying the scale-up of the new drug (see Fig 4).

At the same time as new drugs were recommended to be added to the longer individualised regimen, WHO recommended a shorter standardised regimen for certain types of MDR-TB. NTP managers and staff had to work out how to implement the new drugs into their programmes as well as into a new treatment regimen, and this often required collecting data on efficacy and safety of both a new drug and a new regimen. Similarly, they had to ensure necessary funding not only to support the policy change process but also to procure the new drugs and the components of the standardised regimen, implement robust aDSM, and organise technical assistance or training for implementing the new policies. This required consideration of either national or donor resources, further adding to the implementation timeline, particularly for low- and middle-income countries that rely on the Global Fund and other donors to support their MDR-TB programmes. The recent update to the MDR-TB guidelines continues to recommend this dual approach of longer individualised regimens and more standardised shorter regimens [39].

To ensure that these new developments reach all relevant at-risk groups, the NTP needs to further engage with the national Ministry of Justice, Ministry of Migration, or other specific ministries. In countries that have placed TB high on the political agenda—such as Belarus, South Africa, and Vietnam—support for this engagement with other ministries may be easier than for other countries whose NTP may not have the support to engage with other ministries and national processes.

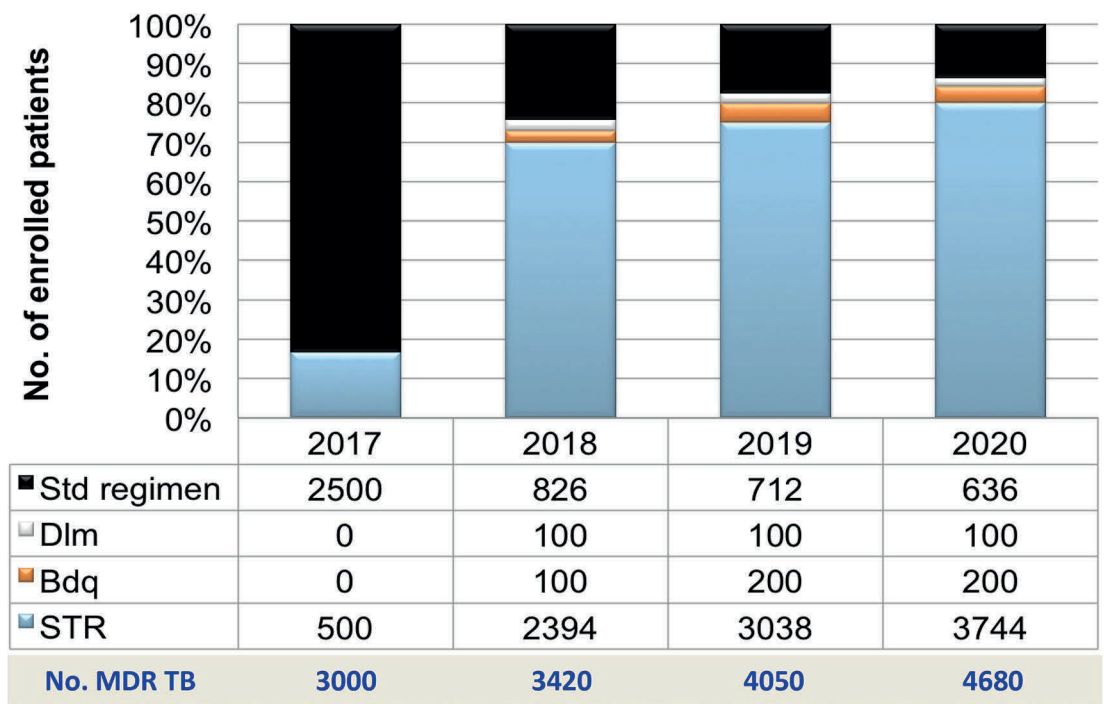


Fig 3. Scale-up plans for STR and Bdq in Vietnam. Bdq, bedaquiline; Dlm, delamanid; MDR TB, multidrug-resistant tuberculosis; Std, standard; STR, standardised shorter treatment regimen.

<https://doi.org/10.1371/journal.pmed.1002896.g003>

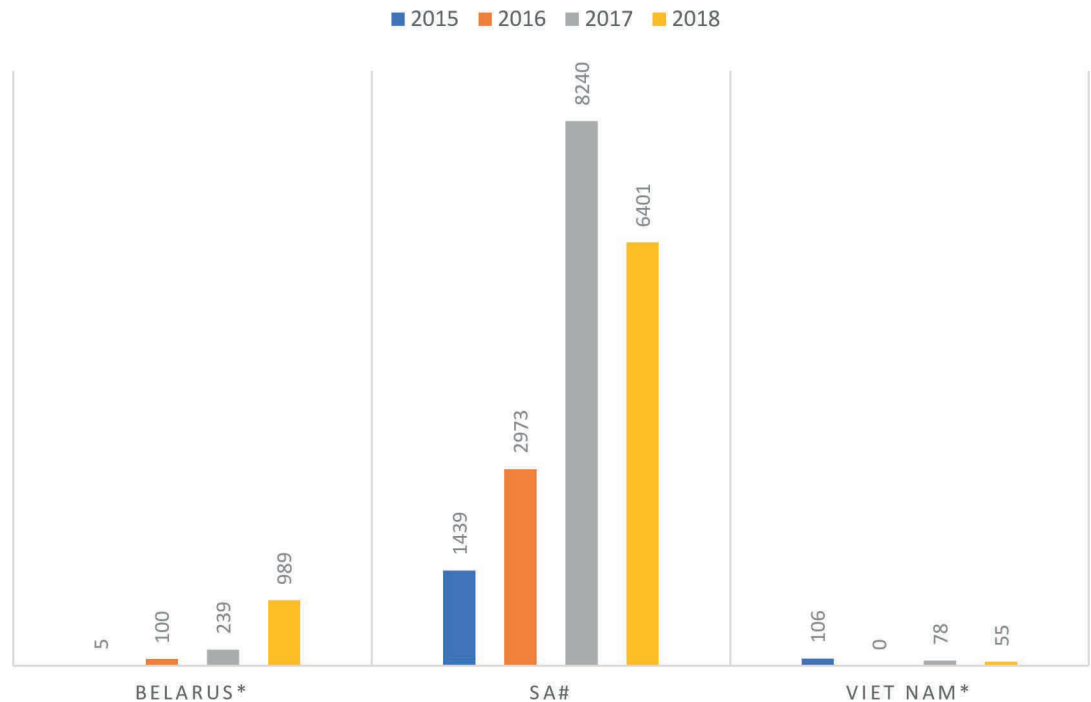


Fig 4. Scale-up of bedaquiline (WHO guidance issued in June 2013). SA, South Africa; WHO, World Health Organization.

<https://doi.org/10.1371/journal.pmed.1002896.g004>

This policy update process needs to be repeated with the latest WHO guidance on MDR-TB [40], which has a number of significant changes for the NTP to consider. Bedaquiline scale-up and use will continue, as now bedaquiline is a group A drug (group A drugs are drugs that are strongly recommended for inclusion in a longer MDR-TB regimen) and as such is a key component of the new all-oral individualised long regimen [26]. The STR remains in the recommendations with a change in the injectable agent being used. With the welcome push for an all-oral regimen for MDR-TB, NTPs may want to consider operational research into the role of oral alternatives to the injectable agent in the STR, as has been done in South Africa, Belarus, and Vietnam. With another new drug, pretomanid [18], submitted for registration, and new regimens being recommended for latent TB infection (LTBI), the lessons learned implementing new or unregistered drugs and new regimens for MDR-TB will aid NTPs to ensure these new developments are adopted and scaled up, potentially using the pathways used for bedaquiline and the STR uptake.

Conclusion

The experience of Belarus, South Africa, and Vietnam suggests that intergovernmental collaboration and new guideline adoption and implementation are facilitated when TB has been placed high on the political agenda, in contrast to other countries where TB maintains a much lower profile. The pathways and tools developed by NTPs to implement the new TB drugs and regimens for MDR-TB can help ensure that the latest WHO guidance on MDR-TB and LTBI can be implemented and scaled up quickly. With strengthened programmes (including implementation of aDSM), NTPs can generate the evidence to show whether new drugs and regimens found to be effective in clinical trials will work in populations that need them most [40].

With the TB drug and regimen pipeline at its healthiest in over a decade, advances in all areas of TB care are expected in the next decade requiring national guidelines to adapt as a

priority. More updates to new guidance issued recently by WHO for the treatment of MDR-TB and LTBI are expected imminently as new drugs are submitted for registration, as well as results from new regimen studies being published in the coming years. A culture of change needs to be fostered and budgeted for and recognition needs to be given to countries that have supported their NTPs in this process. All actors in TB care, from international donors to national funding and regulatory agencies, need to support this approach to change, reacting promptly to and supporting new developments in TB therapeutics. The political attention to TB at the recent UN high-level meeting on TB [41] must be followed up with the appropriate funding and policy support so that NTPs are supported to rapidly review and adopt the best standard of care for people with TB. A systematic approach to evaluate how policies are used and adapted by countries and their impact—both as intended and inadvertent—would be a fruitful step in the feedback cycle that WHO and other professional bodies use when planning updates of new policy guidelines.

References

1. WHO handbook for guideline development. 2nd ed. Geneva: World Health Organization; 2014. Available from: http://www.who.int/publications/guidelines/handbook_2nd_ed.pdf. [cited 2019 Jul 22]
2. Nasser SMU, Cooke G, Kranzer K, Norris SL, Olliaro P, Ford N. Strength of recommendations in WHO guidelines using GRADE was associated with uptake in national policy. *J Clin Epidemiol*. 2015 Jun; 68(6):703–7. <https://doi.org/10.1016/j.jclinepi.2014.11.006> PMID: 25578218
3. WHO 13th General Programme of Work 2019–2023. Geneva: World Health Organization; 2018. Available from: http://apps.who.int/gb/ebwha/pdf_files/WHA71/A71_4-en.pdf. [cited 2019 Jul 22]
4. Lienhardt C, Vernon AN, Cavaleri M, Nambiar S, Nahid P. Development of new TB regimens: How to harmonize trial design, product registration requirements and public health guidance? *PLoS Med*. 2019; 16(9): e1002915. <https://doi.org/10.1371/journal.pmed.1002915> PMID: 31490921
5. Norris SL, Ford N. Improving the quality of WHO guidelines over the last decade: progress and challenges. *Lancet Global Health*. 2017 Sep; 5(9):e855–6. [https://doi.org/10.1016/S2214-109X\(17\)30253-X](https://doi.org/10.1016/S2214-109X(17)30253-X) PMID: 28807174
6. WHO handbook for guidelines development. Geneva: World Health Organization; 2012. Available from: https://apps.who.int/iris/bitstream/handle/10665/75146/9789241548441_eng.pdf;jsessionid=F3A28BE1E67C1D01B1DCA55DC994589A?sequence=1. [cited 2019 Jul 22]
7. Guyatt GH, Oxman AD, Vist GE, Kunz R, Falck-Ytter Y, Alonso-Coello P, et al. GRADE: an emerging consensus on rating quality of evidence and strength of recommendations. *BMJ*. 2008 Apr 26; 336(7650):924–6. <https://doi.org/10.1136/bmj.39489.470347.AD> PMID: 18436948
8. Burda BU, Chambers AR, Johnson JC. Appraisal of guidelines developed by the World Health Organization. *Public Health*. 2014 May; 128(5):444–74. <https://doi.org/10.1016/j.puhe.2014.01.002> PMID: 24856197
9. Advances in Clinical Trial Design for Development of New Treatments for Tuberculosis. *PLoS Medicine Special Collection*. Available from: <https://collections.plos.org/novel-tb-treatments>. [cited 2019 Jul 22]
10. The WHO Compendium of WHO Guidelines. 2nd ed. Geneva: World Health Organization; 2018. Available from: <http://apps.who.int/iris/bitstream/handle/10665/272644/9789241514101-eng.pdf>. [cited 2019 Jul 22]
11. The Use of Bedaquiline in the Treatment of Multidrug-Resistant Tuberculosis. Interim Policy Guidance (WHO/HTM/TB/2013.6). Geneva: World Health Organization; 2013. Available from: http://apps.who.int/iris/bitstream/10665/84879/1/9789241505482_eng.pdf. [cited 2019 Jul 22]
12. The Use of Delamanid in the Treatment of Multidrug-Resistant Tuberculosis in Children and Adolescents: Interim Policy Guidance (WHO/HTM/TB/2016.14). Geneva: World Health Organization; 2016. Available from: <http://apps.who.int/iris/bitstream/10665/250614/1/9789241549899-eng.pdf>. [cited 2019 Jul 22]
13. The Use of Delamanid in the Treatment of Multidrug-Resistant Tuberculosis. Interim Policy Guidance (WHO/HTM/TB/2014.23). Geneva: World Health Organization; 2014. Available from: http://apps.who.int/iris/bitstream/10665/137334/1/WHO_HTM_TB_2014.23_eng.pdf. [cited 2019 Jul 22]
14. WHO Treatment Guidelines for Drug-Resistant Tuberculosis, 2016 Update (WHO/HTM/TB/2016.4). Geneva: World Health Organization; 2016. Available from: <http://apps.who.int/iris/bitstream/10665/250125/1/9789241549639-eng.pdf>. [cited 2019 Jul 22]

15. WHO Treatment Guidelines for Isoniazid-Resistant Tuberculosis. Supplement to the WHO Treatment Guidelines for Drug-Resistant Tuberculosis (WHO/CDS/TB/2018.7). Geneva: World Health Organization; 2018. Available from: <http://apps.who.int/iris/bitstream/handle/10665/260494/9789241550079-eng.pdf>. [cited 2019 Jul 22]
16. Position statement on the continued use of the shorter MDR-TB regimen following an expedited review of the STREAM Stage 1 preliminary results. Geneva: World Health Organization; 2018. Available from: <http://www.who.int/tb/areas-of-work/drug-resistant-tb/treatment/WHOPositionStatementShorterRegimensSTREAMStage1.pdf>. [cited 2019 Jul 22]
17. WHO Position Statement on the Use of Delamanid for Multidrug-Resistant Tuberculosis (WHO/CDS/TB/2018.1). Geneva: World Health Organization; 2018. Available from: <http://www.who.int/tb/publications/2018/WHOPositionStatementDelamanidUse.pdf>. [cited 2019 Jul 22]
18. Global tuberculosis report 2018 (WHO/HTM/TB/2018.20). Geneva: World Health Organization; 2018. Available from: <http://apps.who.int/iris/bitstream/handle/10665/274453/9789241565646-eng.pdf>. [cited 2019 Jul 22]
19. Out of Step TB policies in 29 countries. 3rd ed. 2017. Available from: https://msfaccess.org/sites/default/files/MSF_assets/TB/Docs/TB_Report_OutOfStep_3rdEd_ENG_2017.pdf. [cited 2019 Jul 22]
20. Global Update October 2017. DRTB STAT. Available from: <http://drtb-stat.org/country-updates/>. [cited 2019 Jul 22]
21. Chakkalakal RJ, Cherlin E, Thompson J, Lindfield T, Lawson R, Bradley EH. Implementing clinical guidelines in low-income settings: a review of literature. *Glob Public Health*. 2013; 8(7):784–95. <https://doi.org/10.1080/17441692.2013.815794> PMID: 23914758
22. A practical handbook on the pharmacovigilance of medicines used in the treatment of tuberculosis: enhancing the safety of the TB patient [Internet]. Geneva: World Health Organization; 2012. Available from: www.who.int/medicines/publications/Pharmacovigilance_TB_web_v3.pdf [cited 2019 Jul 22]
23. Setkina S, Dotsenko M, Bondar S, Charnysh I, Kuchko A, Kaznacheeva A, et al. Safety and Effectiveness of Highly Active Antiretroviral Therapy in Treatment-Naïve HIV Patients: Preliminary Findings of a Cohort Event Monitoring Study in Belarus. *Drug Saf*. 2015 Mar 26;1–8. <https://doi.org/10.1007/s40264-014-0249-5>
24. Skrahina A, Hurevich H, Falzon D, Zhylevich L, Rusovich V, Dara M, et al. Active pharmacovigilance for multidrug-resistant tuberculosis patients treated with Linezolid, Belarus– 2014–2015. *European Respiratory Journal*. 2015; 46(suppl 59):PA2704
25. Public call for individual patient data on treatment of rifampicin and multidrug-resistant (MDR/RRTB) tuberculosis [Internet]. Geneva: World Health Organization; 2018 [cited 2019 Jul 22]. Available from: http://www.who.int/tb/features_archive/public_call_treatment_RR_MDR_TB/en/
26. Rapid communication: key changes to treatment of multidrug- and rifampicin-resistant tuberculosis (MDR/RR-TB) (WHO/CDS/TB/2018.18) [Internet]. Geneva: World Health Organization; 2018. Available from: <http://apps.who.int/iris/bitstream/handle/10665/275383/WHO-CDS-TB-2018.18-eng.pdf>. [cited 2019 Jul 22]
27. Active tuberculosis drug-safety monitoring and management (aDSM). Framework for implementation (WHO/HTM/TB/2015.28) [Internet]. Geneva: World Health Organization; 2015. Available from: <http://apps.who.int/iris/bitstream/10665/204465/1/WHO-HTM-TB-2015.28-eng.pdf>. [cited 2019 Jul 22]
28. Active TB drug-safety monitoring and management (aDSM) [Internet]. Geneva: World Health Organization. Available from: <http://www.who.int/tb/areas-of-work/drug-resistant-tb/treatment/pharmacovigilance/en/>. [cited 2019 Jul 22]
29. Review of the National Tuberculosis Programme in Belarus, 8–18 December 2015 [Internet]. Copenhagen: World Health Organization Regional Office for Europe; 2015. Available from: http://www.euro.who.int/__data/assets/pdf_file/0006/325959/Belarus-NTP-review-2015.pdf. [cited 2019 Jul 22]
30. Skrahina A, Setkina S, Hurevich H, Solodovnikova V, Viatushka D, Klimuk D, Dara M. Bedaquiline containing regimens in the treatment of multi- and extensively drug-resistant tuberculosis at the programmatic level: prospective cohort study. *Int J Tuberc Lung Dis* 2018; 22(11) sup 2OA 18-308-26, S263
31. Factsheet: Why Bedaquiline (TMC207) should be prioritised for drug-resistant TB patients in South Africa. MSF Access Campaign; 2012. Available from: https://msfaccess.org/sites/default/files/MSF_assets/TB/Docs/TB_FactSheet_TMC207CU_SouthAfrica_ENG_2012.pdf. [cited 2019 Jul 22]
32. Guglielmetti L, Hewison C, Avaliani Z, Hughes J, Kiria N, Lomtadze N, et al. Examples of bedaquiline introduction for the management of multidrug-resistant tuberculosis in five countries. *Int J Tuberc Lung Dis* 2017; 21(2):167–174. <https://doi.org/10.5588/ijtld.16.0493> PMID: 28234080
33. Directorate Drug-Resistant TB, TB & HIV. Introduction of new drugs, drug regimens and management for drug-resistant TB in South Africa: Policy framework. 1.1. Pretoria: National Department of Health; 2015.

34. Interim Clinical Guidance for the Implementation of Injectable-Free Regimens Rifampicin-Resistant Tuberculosis in Adults, Adolescents and Children. Pretoria: South African Department of Health; 2018. Available from: http://www.tbonline.info/media/uploads/documents/dr_tb_clinical_guidelines_for_rsa_september_2018.pdf [cited 2019 Jul 22]
35. Xpert MTB/RIF assay for the diagnosis of pulmonary and extrapulmonary TB in adults and children. Policy Update. Geneva: World Health Organization; 2014 Available from: http://apps.who.int/iris/bitstream/handle/10665/112472/9789241506335_eng.pdf;jsessionid=A573FF63E853397F801959730C1D6EFF?sequence=1. [cited 2019 Jul 22]
36. Xpert MTB/RIF assay for the diagnosis of TB Meeting Report. Geneva: World Health Organization; 2016. Available from: <http://apps.who.int/iris/bitstream/handle/10665/250383/9789241511452-eng.pdf?sequence=1&isAllowed=y>. [cited 2019 Jul 22]
37. Chest radiography in Tuberculosis detection. Summary of current WHO recommendations and guidance on programmatic approaches. Geneva: World Health Organization; 2016. Available from: <http://apps.who.int/iris/bitstream/handle/10665/252424/9789241511506-eng.pdf?sequence=1> [cited 2019 Jul 22]
38. Nguyen VN, Nguyen TMP, Quelapio MI, Gebhard A, Nguyen VH, Le TNA, et al. Right diagnosis and right treatment through the patient triage approach: challenges and lessons from pilot to expansion in Vietnam Short Oral Abstract session [SOA11-1116-26]. *Int J Tuberc Lung Dis*. 2018; 11(Supplement 2):S265–S286
39. WHO consolidated guidelines on drug-resistant tuberculosis treatment. Geneva: World Health Organization; 2019. Available from: <https://apps.who.int/iris/bitstream/handle/10665/311389/9789241550529-eng.pdf?ua=1> [cited 2019 Jul 22]
40. Squire SB, Ramsay AR, van den Hof S, Millington KA, Langley I, Bello G et al. Making innovations accessible to the poor through implementation research. *Int J Tuberc Lung Dis* 2011 Jul; 15(7):862–70 <https://doi.org/10.5588/ijtld.11.0161> PMID: 21682960
41. World Leaders Reaffirm Commitment to End Tuberculosis by 2030, as General Assembly Adopts Declaration Outlining Actions for Increased Financing, Treatment Access. United Nations; 2018 Sep 26. Available from: <https://www.un.org/press/en/2018/ga12067.doc.htm>. [cited 2019 Jul 22]

COLLECTION REVIEW

Advances in clinical trial design: Weaving tomorrow's TB treatments

Christian Lienhardt^{1*}, Andrew Nunn², Richard Chaisson³, Andrew A. Vernon⁴, Matteo Zignol⁵, Payam Nahid⁶, Eric Delaporte¹, Tereza Kasaeva⁵

1 Unité Mixte Internationale TransVIHMI, UMI 233 IRD–U1175 INSERM—Université de Montpellier, Institut de Recherche pour le Développement (IRD), Montpellier, France, **2** MRC Clinical Trials Unit at UCL, Institute of Clinical Trials and Methodology, University College London, London, United Kingdom, **3** Center for Tuberculosis Research, Johns Hopkins University School of Medicine, Baltimore, United States of America, **4** Division of TB Elimination, National Center for HIV, Viral Hepatitis, STD and TB Prevention, Centers for Disease Control and Prevention, Atlanta, Georgia, United States of America, **5** Global TB Programme, World Health Organization, Geneva, Switzerland, **6** UCSF Center for Tuberculosis and Division of Pulmonary and Critical Care Medicine, University of California San Francisco, San Francisco, California, United States of America

* christian.lienhardt@ird.fr



OPEN ACCESS

Citation: Lienhardt C, Nunn A, Chaisson R, Vernon AA, Zignol M, Nahid P, et al. (2020) Advances in clinical trial design: Weaving tomorrow's TB treatments. *PLoS Med* 17(2): e1003059. <https://doi.org/10.1371/journal.pmed.1003059>

Published: February 27, 2020

Copyright: © 2020 World Health Organization. Licensee Public Library of Science. This is an open access article distributed under the Creative Commons Attribution IGO License, which permits unrestricted use, distribution, and reproduction in any medium, provided the original work is properly cited. <http://creativecommons.org/licenses/by/3.0/igo/>.

Funding: The funders had no role in study design, data collection and analysis, decision to publish, or preparation of the manuscript.

Competing interests: The authors have declared that no competing interests exist.

Abbreviations: FDA, Food and Drug Administration; MAMS, multi-arm multi-stage; MDR TB, multidrug-resistant tuberculosis; MGIT, mycobacterial growth indicator tube; MRC, Medical Research Council; PK-PD, pharmacokinetics and pharmacodynamics; SCC, short-course chemotherapy; STEP, Selection Trial with Extended Post-treatment follow-up; TB, tuberculosis; XDR TB, extensively drug-resistant tuberculosis.

Summary points

- The development process for new tuberculosis (TB) regimens remains slow and costly. In this concluding paper of the *PLoS Medicine* Special Collection, we highlight the key suggestions made at a WHO Technical Consultation on “Advances in Clinical Trial Design for Development of New TB Treatments” held in 2018 to address this challenge.
- Pharmacokinetics and pharmacodynamics (PK-PD) properties of candidate drugs are critical for constructing effective combination regimens. Bridging PK-PD methods to the analysis of Phase II studies and integrating longitudinal culture results would help with clarifying dose–response relationships and to link drug exposure to bactericidal activity; this would provide valuable insights for the identification of the components of suitable regimens.
- New adaptive designs can accelerate Phase II and III trials and improve our ability to select regimens early for further investigation. Among these, the integration of extended posttreatment follow-up with collection of real-time treatment outcomes in the new hybrid Phase IIC design, with features drawn from both Phase II and Phase III trials, permits earlier identification of candidate regimens likely to succeed in Phase III.
- Once the efficacy of a regimen is demonstrated in high-quality randomized controlled trial(s), the assessment of its effectiveness under programmatic conditions may permit an estimation of the amount of nonadherence that could substantially alter the likelihood of treatment success.
- Vulnerable populations, such as children, pregnant women, and people with HIV infection, should be included in clinical trials from the outset, as these groups have unique characteristics regarding PK, safety, and efficacy, which necessitate special attention in drug and regimen development.
- We advocate here for a better systematization and harmonization of the approaches taken internationally to ensure that best practices and novel research designs are used to accelerate development of new TB regimens. By using all the creative approaches

described in this Special Collection, we hope that the next generation of TB trials will bring the high-quality evidence for novel TB regimens that is required to meet the needs of the millions of new TB patients who become ill each year.

Introduction

In Homer's *Odyssey*, each night, Penelope unwove the tapestries she made in the day to delay her marriage to one of the contenders for Ulysses' throne while awaiting his return. In tuberculosis (TB) therapeutics, major advances 40 to 50 years ago established the current 6-month short-course chemotherapy (SCC) regimen that revolutionized TB treatment—but could we have made greater progress since [1,2]? Indeed, one can wonder if, over the past 40 years, like Penelope, the TB community has been weaving novel treatment regimens out of new and repurposed drugs, then unweaving them because of negative results and an unstructured strategy for advancing the field, despite an increasingly rich pipeline [3,4]. With new opportunities to test novel combinations to shorten TB treatment, a broad reflection on the way TB trials have been carried out over the past 40 years is legitimate, and in view of the many advances in microbiology, immunology, genetics, and pharmacology, it can help us draw from the lessons learnt to weave better TB treatments for tomorrow [5].

The most serious challenge we face in developing new TB therapeutics is our inability to identify optimal regimens early and efficiently. Limitations include the lack of direct measures of treatment response, unsatisfactory surrogate endpoints of treatment effects, and the lack of reliable predictors for Phase III clinical outcomes [6]. Identifying the optimal drug combinations and the most parsimonious trial designs to evaluate them requires critical insights incorporating recent developments in pharmacology, microbiology, biomarkers, and diagnostic assays. Given the long duration and high costs of medical development, and in view of the limited funding for TB research and development [7], it is crucially important to reassess the best practices for the development of the new TB treatment regimens of the future. In the current paper, we offer an assessment of challenges and dogma addressed by the WHO Technical Consultation on “Advances in Clinical Trial Design for Development of New TB Treatments” that took place in Glion-sur-Montreux, Switzerland, March 14–16, 2018 [8].

1. How can we bridge preclinical data into clinical trials and identify the pharmacokinetics and pharmacodynamics parameters that correlate best with bactericidal efficacy and toxicity in vivo?

The foundation of SCC rests on the evidence that complete sterilization of tuberculous lesions in the lungs requires at least 6 months of treatment [9,10] because of the presence of slow-growing or nonmultiplying bacilli, termed “persisters” [11]. The evidence is that these persisters are heterogeneous in nature, and their mechanism of formation results from multiple pathways [12]. Thus, although antibiotics are classically developed based on their activity against actively growing bacteria, drugs that kill the slowly or nonreplicating bacilli, like rifampicin, are critically important to shorten TB chemotherapy while retaining high efficacy [13].

Despite promising data from mouse models [14] and human studies of 2-month culture conversion rates [15,16] suggesting a potential for treatment shortening, 3 independent Phase III trials of fluoroquinolone-containing regimens for drug-susceptible tuberculosis failed to show efficacy in reducing the duration of treatment to 4 months, suggesting that treatment

shortening may not be feasible with the current drugs—or only in patients with limited risk factors and paucibacillary disease [17]. So, how can we ensure that new regimens with preclinical and in vitro promise will translate into sterilizing efficacy in humans?

In TB drug development, pharmacokinetics and pharmacodynamics (PK-PD) studies are generally carried out to assess the relationship between the blood and tissue levels of a new compound and the plasma or serum bactericidal activity of the compound against *Mycobacterium tuberculosis*. PK-PD modeling is now a routine component of preclinical studies [18]. PK-PD relationships are typically evaluated based on drug exposures in plasma, but this fails to consider the varying exposure of bacterial populations in diverse lesion compartments [19,20]. The ability of drugs to penetrate anatomic lesions and to kill both active and quiescent bacilli should be considered early in the drug development process, informing the rational combination of drugs with complementary activity against the bacterial subpopulations present in the lesions [21].

Identifying the ideal synergistic use of bacteriostatic (i.e., growth inhibiting) and bactericidal antimycobacterial agents in combination as well as the timing and duration of their use across treatment phases remains a significant challenge in TB therapeutics. Mechanistic models and tools for regimen and dose optimization that evaluate the lesion-focused time course of drug levels following various drug combinations, doses, and schedules have been developed, which may lead to improved regimen selection [22]. Recently, artificial-intelligence-enabled parabolic response surface (AI-PRS) used in combination with in vitro high-throughput models has been proposed for identifying synergistic drugs to treat TB [23]. Additional complementary in vivo and clinical trials data are needed to determine whether these newer model-based techniques can facilitate the identification of maximally potent, safe, and tolerable shorter course regimens of the future.

Translational quantitative pharmacologic modeling provides an opportunity to identify preclinical and clinical PK-PD parameters that correlate best with bactericidal efficacy and toxicity [24] and to assess sputum culture results in early phase trials with clinically relevant endpoints in later-phase trials [25]. Learning from preclinical PK-PD properties of candidate drugs is critical for constructing effective combination regimens and providing an understanding of the contribution of specific agents to the entire regimen. Integrating microbiologic determinants, such as minimum inhibitory concentrations, with quantitative longitudinal culture results and PK-PD assessments should yield valuable insights during all phases of drug development. These quantitative PK-PD approaches will guide optimal drug dosing, as well as inform the assessment of drug–drug interactions [26]. This argues for the development of a standardized preclinical/clinical translational PK-PD modeling strategy for TB drug combinations with robust predictive features to guide rational selection of regimens to be moved forward into clinical development, support the selection of dose ranges to be studied, and provide quantitative predictions of clinical trial outcomes [27,28].

Based on this, the WHO Technical Consultation suggested that Phase II and Phase III trials systematically include PK sampling, so that PK-PD assessments linking drug exposures to bactericidal activity and treatment outcomes can be performed. Such analyses should account for other factors likely to affect outcomes, including disease severity and treatment adherence (Table 1) [8].

2. Do we have the best tools currently to identify relevant drug combinations to transition from Phase II to Phase III trials?

The early stages of clinical development should identify those drug combinations with the best safety, efficacy, and treatment duration profiles to bring to Phase III trials [29]. Phase IIA

Table 1. Key gaps identified in the WHO Technical Consultation and suggested solutions [8].

Identified gaps	Proposed solutions	Additional comments
How can we bridge preclinical data into clinical trials and identify the PK-PD measurements that correlate best with bactericidal efficacy and toxicity in vivo?	Phase II and Phase III trials provide opportunities to collect rich and informative data on drug exposures and microbiological response over time. These trials should all include PK sampling, so that PK-PD assessments, linking drug exposures to bactericidal activity and ultimate treatment outcomes, can be performed; these analyses should account for other factors likely to affect outcomes, including disease severity and treatment adherence.	Development and validation of novel biomarkers should be integrated in all PK-PD activities to allow for rapid assessment of the biomarkers and properties of future potential surrogate for bacterial load.
Do we have the best tools currently to identify relevant drug combinations to transition from Phase II to Phase III trials?	Phase IIB/C studies, with arms testing different doses and duration and with collection of treatment outcomes, are likely to strengthen the process for identifying candidate regimens likely to succeed in Phase III.	More quantitative, longitudinal, and time-to-event measures (time-to-positivity on liquid media, time-to-stable culture conversion) are now in common use and are endorsed for broad uptake as viable alternatives to single time-point dichotomous endpoints. Adaptive approaches offer potential reductions in sample size.
How can we overcome the long duration, cost, and constraints of Phase III trials and simplify them without hampering validity and wider drug development?	Both noninferiority and superiority designs are relevant for studies of new TB regimens; their use depends on the indication (drug-susceptible or drug-resistant TB) and on the intended use and value proposition of the new regimen—e.g., better efficacy or shorter duration. New adaptive designs can accelerate Phase II and III trials and improve our ability to select regimens for further investigation.	Innovative, efficient designs (e.g., adaptive strategy designs) need to be further explored for TB drug and regimen development. Many have the potential to accelerate and enhance ability to learn.
What is the role of treatment adherence in development of new TB therapeutics?	Adherence remains an under-valued but important determinant of treatment success. More attention to this domain can help to address the global challenge of treatment default. High-quality data are needed to establish the efficacy and reliability of new methods to measure and sustain adherence.	Ensuring and measuring adherence in clinical trials are essential to correctly interpret results of the trials. Both explanatory and pragmatic trials are needed to answer questions about efficacy and safety and about expected effectiveness in programmatic conditions that includes assessment of adherence.
How can we include key populations, such as children, pregnant women, and people with HIV infection, in clinical trials from the outset, rather than as an afterthought?	More attention is needed to assure the provision of evidence relevant to key subgroups, including pregnant and breastfeeding women, young children, and persons with critical comorbidities such as HIV infection. Novel designs and approaches to integrated substudies would be useful.	The limited evidence base for the prevention and treatment of TB in pregnant women should be emphasized. More PK studies of first-line, second-line, and new anti-TB drugs in pregnant women are needed. Appropriate formulations of drugs for infants and young children should be developed during the early phases of regimen development and testing, whenever feasible. Drug–drug interaction studies between anti-TB and ARV drugs should be conducted as early as feasible within regimen development. Careful joint management of HIV and TB care is essential. In accordance with WHO guidelines, ART should be initiated as soon as possible for all HIV-infected participants with TB in clinical trials, and definitely within the first 8 weeks of TB treatment.

ART, antiretroviral therapy; ARV, antiretrovirals; PK-PD, pharmacokinetics and pharmacodynamics; TB, tuberculosis.

<https://doi.org/10.1371/journal.pmed.1003059.t001>

studies assist in dose-finding and provide early evidence of antibacterial activity (Fig 1). Phase IIB studies test more stringently the efficacy of new drug regimens, using generally sputum culture conversion at 8 weeks as an endpoint [30]. Unhappily, as shown with the fluoroquinolone trials, Phase IIB studies are insufficient for predicting long-term outcomes and may fail to identify the degree of improved culture conversion necessary to achieve substantial treatment shortening [31].

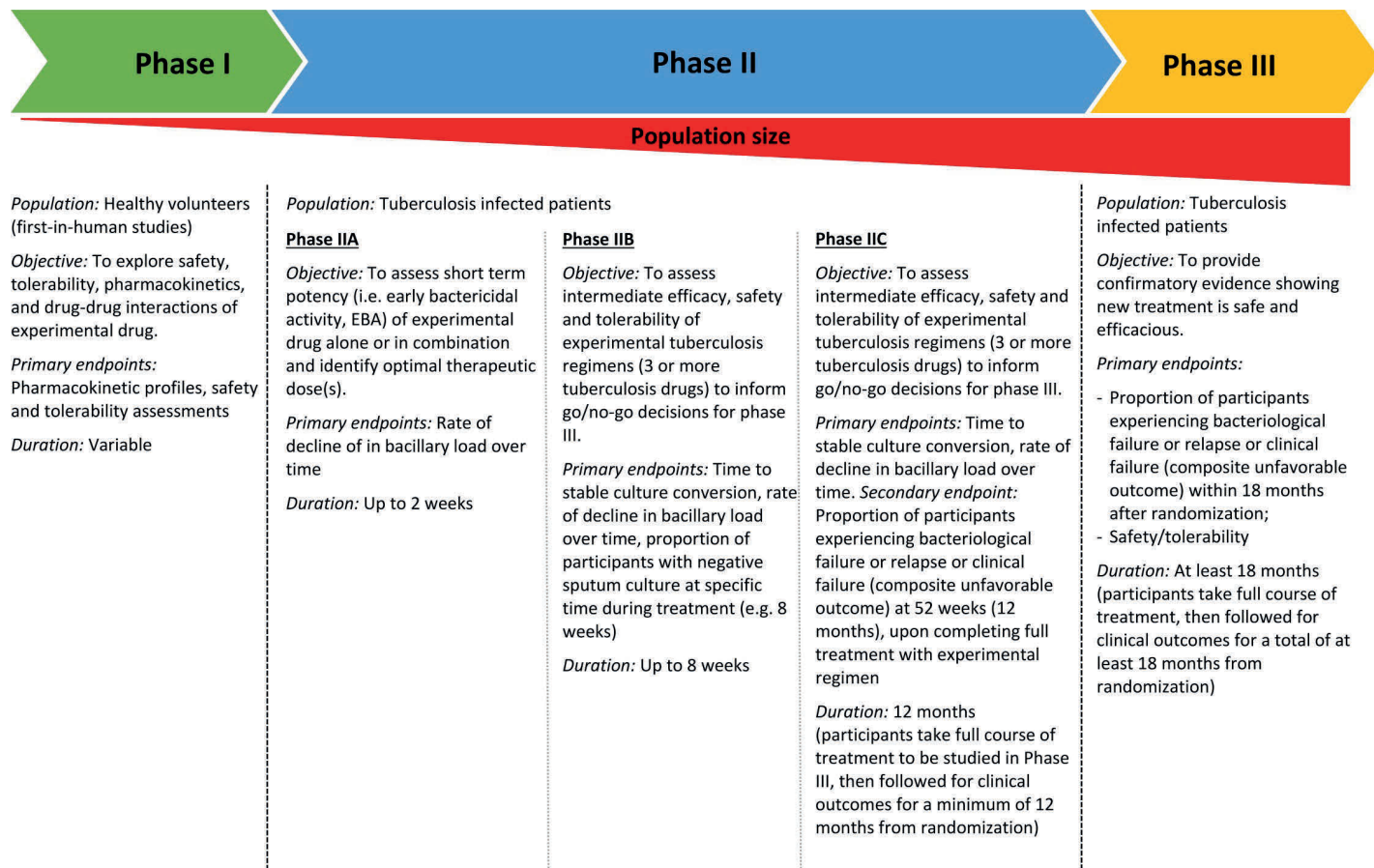


Fig 1. The successive clinical trial phases in human development for TB drugs/regimens [8]. TB, tuberculosis.

<https://doi.org/10.1371/journal.pmed.1003059.g001>

Innovations in recent years have enhanced the information gathered in these studies and have streamlined the selection of regimens. First, the application of PK-PD methods to the analysis of Phase IIA studies clarifies dose–response relationships and reinforces the validity of a shift of focus from single drugs to combinations of drugs [32,33]. New approaches to Phase IIB studies have been proposed, based on intensive sampling of sputum at various time points, with longitudinal statistical modeling of quantitative bacteriology, time-to-positivity in mycobacterial growth indicator tube (MGIT) system, or time-to-culture conversion data [34,35]. Because these outcomes are measured on a continuous rather than a binary scale, they are more sensitive to differences than the traditional 8-week endpoint.

Two new approaches have been proposed to enhance the capacity for early selection of relevant combinations to bring from Phase II to Phase III testing. The “multi-arm multi-stage” (MAMS) design allows testing of a broad range of combinations and dose levels without requiring a large sample size [36]. The second is a hybrid approach combining Phase II and Phase III features, the “Selection Trial with Extended Post-treatment follow-up” (STEP) Phase IIC, wherein limited long-term follow-up data on relapse are collected as well as data on culture conversion; this permits estimation of a Bayesian prediction interval for the likely results of a future Phase III trial [37]. Such Phase IIB/C studies, with arms testing different doses and duration and with collection of treatment outcomes, are likely to strengthen the process for identifying candidate regimens likely to succeed in Phase III [8] (Table 1).

3. How can we overcome the long duration, cost, and constraints of Phase III trials and simplify them without hampering validity and wider drug development?

Phase III confirmatory trials of TB treatment are high-cost undertakings, requiring large numbers of patients followed for long periods of time [38]. Innovative Phase III trial designs are needed for more efficient evaluation of a greater number of regimens with fewer patients and fewer resources, ensuring delivery of high-quality evidence for well-informed decisions by regulators, policy makers, healthcare providers, and patients.

Superiority trials provide robust evidence of benefit from a new drug or regimen when compared with a suboptimal standard of care. Developing new regimens for the treatment of drug-susceptible TB is, however, challenging because of the high cure rates achieved with current standard SCC under trial conditions. Noninferiority designs are more appropriate when new regimens may have practical advantages over current standard therapy (e.g., being shorter in duration or easier to adhere to) and thus may be preferred in real-life settings when such benefits may be advantageous even if the tested intervention is modestly less efficacious [39]. This margin of acceptance is defined by the noninferiority margin or delta. How narrow or wide this margin should be and how this translates into acceptable losses and desired gains is a matter of debate. A novel method is proposed that weighs potential gains and losses with the new regimen, which can then be translated into numbers of patients who would either benefit from, or be harmed with, the test intervention [40]. To minimize the possibility of biocreep (that occurs in noninferiority trials when a slightly inferior treatment is considered effective and becomes the active control in subsequent trials), the best available treatment should always be used as the control, and the margin of noninferiority should be determined on the estimated effect of the control, accounting for the variability and likely sources of bias in the estimate [41].

If there is a choice, superiority trials will always be preferred to noninferiority trials, whether in drug susceptible or drug resistant TB. It is better to be able to conclude that a new intervention is significantly better than standard treatment than that the new treatment is as good within certain limits, which is less persuasive in terms of benefit and subject to the somewhat arbitrary choice of noninferiority margins. Noninferiority becomes the design of choice when the control regimen is likely to perform to a very high level of success, a setting in which exceptionally large numbers would be required to demonstrate significant benefit. This situation is more likely to pertain in drug susceptible TB than in drug resistant TB, which, in most settings, has suboptimal results. A noninferiority design was used in the STREAM Stage 1 trial in which the proposed intervention was of substantially shorter duration, which, if demonstrated, would be of considerable benefit to patients and health services, irrespective of whether it was found to be noninferior or superior to the long-duration control [42]. Future trials in drug resistant TB in the next few years may be either of superiority or noninferiority design depending on assumptions regarding the control regimen and the benefits expected from the intervention regimen(s).

Adaptive strategies, using the MAMS design [43] or employing adjusted randomization so that more patients are enrolled into the more promising arms (so-called Bayesian adaptive randomization) [44], can improve flexibility in trial conduct by allowing changes to defined features after the trial has begun, provided that these potential changes are prespecified in the protocol.

In short, both noninferiority and superiority designs are relevant for studies of new TB regimens, depending on the indication (drug-susceptible or drug-resistant TB) and on the intended use of the new regimen, as well as on sample size considerations. New adaptive

designs can accelerate Phase II and III trials and improve our ability to select regimens for further investigation. ([Table 1](#)).

4. What is the role of treatment adherence in development of new TB therapeutics?

In a meta-analysis of the trials of fluoroquinolones-containing 4-month regimens for drug-susceptible TB, modest nonadherence was associated with significantly increased risk of unfavorable outcome, in both experimental and control regimens [17]. This underscores the importance of the quality of execution in noninferiority trials, as differential adherence across treatment arms could lead to erroneous conclusions about treatment efficacy [39,45].

To evaluate how adherence influences outcomes for specific regimens, per-protocol analyses should assess a range of thresholds for acceptable adherence (e.g., 95%, 90%, 80%) [46]. A stronger analytic approach might evaluate the effect of baseline prerandomization variables associated with poor adherence on trial outcomes [47]. Defining “significant” nonadherence is difficult; it depends on multiple factors specific to each trial, including the PK of the individual drugs, the dosing schedule, and other risk factors and comorbidities that could influence the risk of treatment failure/relapse. Once the efficacy of a regimen is demonstrated in controlled trials, the assessment of its effectiveness under conditions close to programmatic reality, for instance, through the conduct of observational studies or pragmatic trials [48], could permit estimation of the amount of nonadherence that would substantively alter the likelihood of treatment success. Such an approach was applied in trials assessing various methods of directly observed therapy, as well as in treatment of DR-TB [49–51].

From the above, it appears that adherence remains an under-valued but important determinant of treatment success. Therefore, within clinical trials, it is necessary to measure adherence carefully in order to know the extent to which a regimen might be vulnerable to reduced adherence particularly under program conditions. More attention to this domain will help address the global challenge of treatment default. High-quality data are needed to establish the efficacy and reliability of new methods to measure and sustain adherence ([Table 1](#)).

5. How can we include vulnerable populations, such as children, pregnant women, and people with HIV infection in clinical trials from the outset, rather than as an afterthought?

Populations such as pregnant or breastfeeding women and very young children have been excluded from trials (or at best, grossly under-represented) because of the potential risks of new drugs. These key populations, together with HIV-infected patients, form a substantial proportion of the global TB burden and have unique characteristics regarding PK, safety, and efficacy, which necessitate special attention in drug and regimen development [52].

Concerns of potential harm from TB therapeutics to mother and fetus have led to exclusion of pregnant women from most trials of TB therapies [53]. As a result, evidence for TB treatment during pregnancy or breastfeeding has come mainly from case reports and small series [54]. Including pregnant women in TB trials would provide more rigorous evidence of safety and activity than post-marketing surveillance [55]. TB trials should include experts in maternal-fetal medicine and the care of pregnant women who can determine reasonable approaches for risk/benefit assessment in this population.

Children account for approximately 10% of all TB cases, and the effects of age and weight on drugs’ PK are most pronounced and challenging to predict in this population. Inclusion of children in TB drug development requires specific attention to trial design, including the definition of trial outcomes, timing of inclusion, and ethical considerations [56]. The inclusion of

children (or development of integrated substudies) must be carefully considered and encouraged for new TB regimens [52].

The care of HIV-infected TB patients and the optimal use and timing of ART during TB treatment has dramatically evolved in recent years [57]. Treatment outcome in HIV-infected patients is highly influenced by proper management of ART, including a recognition of potential interactions between some antiretrovirals and TB drugs, particularly the rifamycins [58]. Carefully designed drug–drug interaction studies are a major element of clinical research on TB therapeutics in HIV-infected persons that should be conducted early in drug development. Within a clinical trial, provision of expert clinical management for patients with coinfection is extremely important.

We believe that more attention is needed to provide evidence relevant to important subgroups, including pregnant and breastfeeding women, young children, and persons with HIV infection (Table 1).

Conclusion: Weaving better TB treatments for tomorrow

After years of neglect, more than 30 human trials are currently testing various drugs or drug combinations for the treatment of TB [59]. At least 10 of these trials investigate shorter treatments for drug-susceptible TB, and a further 10 test new combinations for shorter and less toxic treatment of drug-resistant TB. Although this renaissance in TB therapeutics research is welcome, the overall structure of the field remains an uncoordinated and fragmented effort by numerous research groups and consortia pursuing their own goals, with dependence on access to products, funding, and enrollment capacity. The current process appears less systematic than the stepwise approach taken by the British Medical Research Council (MRC) 50 years ago. With the current uncoordinated approach, are we helping to finish Penelope’s tapestry (after Ulysses’ return), or are we just unweaving it again? In this respect, it is important to note that pretomanid, a new chemical entity, has been recently approved by the US Food and Drug Administration (FDA) for the treatment of adult patients with extensively drug-resistant pulmonary TB, in combination with bedaquiline and linezolid, based on a single arm, noncontrolled, nonblinded study in 109 people [60]. Although the study achieved a major step in the treatment of this very difficult-to-treat condition, it is noteworthy that it also bypassed some of the normal requirements for randomized controlled trials of new drugs or drug combinations. This may be considered acceptable given the absence of successful standard treatment of extensively drug-resistant TB (XDR TB) and the consequent high probability of death (26%), and not randomizing patients can be reasonable when the intervention arm is likely to confer a potential benefit and when the health condition under study does not have any cure (e.g., Ebola virus disease [61]). However, for the investigation of new treatments of TB and multi-drug-resistant (MDR)-TB, conditions for which a reasonable standard of care exists, the use of full Phase III randomized controlled trials should be the rule. Moreover, even though high-quality programmatic, observational data can be invaluable for understanding the performance of regimens in field conditions and for policy decision-making, such data cannot replace the need for high-quality randomized controlled trials to evaluate the efficacy, safety, and tolerability of a new treatment regimen that are key for policy development.

The articles in this *PLOS Medicine* Special Collection describe promising innovations in the search for new TB treatments. These have the potential to improve the rational identification of regimens that can be swiftly brought from early to late clinical development phases, reduce development risk, and accelerate clinical progress in TB therapy, increasing our confidence that the regimens selected for Phase III trials contain the right drugs at the right doses without deleterious drug–drug interactions. Through the use of appropriate research designs and

selection of adequate endpoints, we can produce high-quality evidence for the transformation of TB treatment that is essential for the development of guidelines and ensuring strength of recommendations [62]. This requires close interaction between researchers designing the next generation of TB trials, regulators, policy makers, and advocacy groups to achieve best harmonization of the research pipeline and the subsequent policies on use and access to TB medicines [63].

The End TB Strategy calls for the introduction of new tools by 2025 in order to reach the 2030 targets of a 90% reduction in TB deaths and 80% reduction in TB incidence compared with 2015 levels [64]. Achieving these targets requires the development and introduction of new tools, in addition to ensuring universal access to existing technologies, including shorter, safer, and more effective treatment for all forms of TB. Making progress toward this goal requires maintenance of a robust pipeline of new compounds and improvements in treatment of drug-susceptible and drug-resistant TB using novel combinations of new and repurposed drugs [65].

We advocate here for the international adoption of a better harmonized approach to regimen development to ensure that best practices are used to accelerate development of new TB regimens. By using all the creative approaches described in this Collection, we hope that the next generation of TB trials will yield high-quality evidence for novel regimens that meets the needs of the 10 million persons who become ill with TB each year. Such an approach should help us to reduce these numbers more rapidly by together weaving a tapestry of highly effective, safe, and accessible TB treatments.

Acknowledgments

The authors would like to thank all experts who participated in and contributed to the WHO Technical Consultation on Advances in Clinical Trial Design for Development of New TB Treatments in Glion-sur-Montreux, Switzerland, March 14–16 2018.

Disclaimer

The findings and conclusions in this report are those of the authors and do not necessarily represent the official position of the authors' affiliated institutions nor the Centers for Disease Control and Prevention.

References

1. Fox W, Mitchison DA. State of the Art. Short-course chemotherapy for pulmonary tuberculosis. *Am Rev Respir Dis.* 1975; 111: 325–353. <https://doi.org/10.1164/arrd.1975.111.3.325> PMID: 47233
2. Fox W, Ellard GA, Mitchison DA. Studies on the treatment of tuberculosis undertaken by the British Medical Research Council Tuberculosis Units, 1946–1986, with relevant subsequent publications. *Int J Tuberc Lung Dis.* 1999; 3(Suppl):S231–S279.
3. Tiberi S, du Plessis N, Walzl G, Vjecha MJ, Rao M, Ntoumi F, et al. Tuberculosis: progress and advances in development of new drugs, treatment regimens, and host-directed therapies. *Lancet Infect Dis.* 2018; 18: e183–98
4. Working Group on New Drugs [Internet]. New York: The Working Group for New TB Drugs; c2016. [cited 2019 Sept 29] Available from: <https://www.newtbdrugs.org/pipeline/clinical>
5. Lienhardt C, Kraigsley AM, Sizemore CF. Driving the Way to Tuberculosis Elimination: The Essential Role of Fundamental Research. *Clin Infect Dis.* 2016; 63(3):370–5. <https://doi.org/10.1093/cid/ciw250> PMID: 27270671
6. Lienhardt C, Nahid P. Advances in clinical trial design for development of new TB treatments: A call for innovation. *PLoS Med.* 2019; 16(3):e1002769. <https://doi.org/10.1371/journal.pmed.1002769> PMID: 30901322
7. World Health Organization. Global investments in Tuberculosis research and development: past, present, and future. Proceedings of the First WHO global ministerial conference on ending tuberculosis in

- the sustainable development era: a multisectoral response; 2017 Nov 16–17; Moscow, Russia. World Health Organization: Geneva; 2017. WHO/HTM/TB/2017.26
8. World Health Organization. Report of the Technical Consultation on Advances in Clinical Trial Design for Development of New TB Treatments, Glion-sur-Montreux, Switzerland, 2018 Mar 14–16. Geneva: World Health Organization; 2018 (WHO/CDS/TB/2018.17).
 9. Mitchison DA, Dickinson J M. Bactericidal mechanisms in short-course chemotherapy. *Bull Int Union Tuberc.* 1978; 53:254–259.
 10. Mitchison DA. Role of individual drugs in the chemotherapy of tuberculosis. *Int J Tuberc Lung Dis.* 2000; 4(9):796–806. PMID: [10985648](https://pubmed.ncbi.nlm.nih.gov/10985648/)
 11. McDermott W. Microbial persistence. *Yale J Biol Med.* 1958, 30:257–291. PMID: [13531168](https://pubmed.ncbi.nlm.nih.gov/13531168/)
 12. Zhang Y, Yew WW, Barer MR. Targeting persisters for tuberculosis control. *Antimicrob Agents Chemoth.* 2012; 5:2223–2230.
 13. Nathan C, Barry CE. TB drug development: immunology at the table. *Immunol Rev* 2015; 264:308–18. <https://doi.org/10.1111/immr.12275> PMID: [25703568](https://pubmed.ncbi.nlm.nih.gov/25703568/)
 14. Nuermberger EL, Yoshimatsu T, Tyagi S, Williams K, Rosenthal I, O'Brien RJ, et al. Moxifloxacin-containing regimens of reduced duration produce a stable cure in murine tuberculosis. *AJRCCM* 2004; 170:10.
 15. Rustomjee R, Lienhardt C, Kanyok T, Davies GR, Levin J, Mthiyane T, and the Gatifloxacin for TB (OFLOTUB) study team. A phase II study of the sterilizing activities of ofloxacin, gatifloxacin and moxifloxacin in pulmonary tuberculosis. *Int J Tuberc Lung Dis.* 2008; 12(2):128–138. PMID: [18230244](https://pubmed.ncbi.nlm.nih.gov/18230244/)
 16. Conde MB, Efron A, Loredo C, De Souza GRM, Graça NP, Cezar MC. Moxifloxacin versus ethambutol in the initial treatment of tuberculosis: a double-blind, randomised, controlled phase II trial. *Lancet.* 2009; 373: 1183–1189. [https://doi.org/10.1016/S0140-6736\(09\)60333-0](https://doi.org/10.1016/S0140-6736(09)60333-0) PMID: [19345831](https://pubmed.ncbi.nlm.nih.gov/19345831/)
 17. Imperial MJ, Nahid P, Phillips PPJ, Davies GR, Fielding K, Hanna D, et al. A Patient-Level Pooled Analysis of Treatment Shortening Regimens for Drug-Susceptible Pulmonary Tuberculosis. *Nature Med.* 2018; 24(11): 1708–1715. <https://doi.org/10.1038/s41591-018-0224-2> PMID: [30397355](https://pubmed.ncbi.nlm.nih.gov/30397355/)
 18. Nielsen EI, Friberg LE. Pharmacokinetic–pharmacodynamic modeling of antibacterial drugs. *Pharmacol Rev.* 2013; 65:1053–1090. <https://doi.org/10.1124/pr.111.005769> PMID: [23803529](https://pubmed.ncbi.nlm.nih.gov/23803529/)
 19. Dartois V. The path of anti-tuberculosis drugs: from blood to lesions to mycobacterial cells. *Nat Rev Microbiol.* 2014 Mar; 12(3):159–67 <https://doi.org/10.1038/nrmicro3200> PMID: [24487820](https://pubmed.ncbi.nlm.nih.gov/24487820/)
 20. Prideaux B, Via LE, Zimmerman MD, Eum S, Sarathy J, O'Brien P, et al. The association between sterilizing activity and drug distribution into tuberculosis lesions. *Nat Med.* 2015; 21(10):1223–7. <https://doi.org/10.1038/nm.3937> PMID: [26343800](https://pubmed.ncbi.nlm.nih.gov/26343800/)
 21. Mitchison DA. Role of individual drugs in the chemotherapy of tuberculosis. *Int J Tuberc Lung Dis.* 2000 Sep; 4(9):796–806. PMID: [10985648](https://pubmed.ncbi.nlm.nih.gov/10985648/)
 22. Strydom N, Gupta SV, Fox WS, Via LE, Bang H, Lee M, et al. Tuberculosis drugs' distribution and emergence of resistance in patient's lung lesions: A mechanistic model and tool for regimen and dose optimization. *PLoS Med.* 2019 Apr 2; 16(4). <https://doi.org/10.1371/journal.pmed.1002773> PMID: [30939136](https://pubmed.ncbi.nlm.nih.gov/30939136/)
 23. Clemens DL, Lee BY, Silva A, Dillon BJ, Masleša-Galić S, Nava S, et al. Artificial intelligence enabled parabolic response surface platform identifies ultra-rapid near-universal TB drug treatment regimens comprising approved drugs. *PLoS ONE.* 2019 May 10; 14(5):e0215607. <https://doi.org/10.1371/journal.pone.0215607> Erratum in: *PLoS ONE.* 2019 May 30;14(5):e0217670. PMID: [31075149](https://pubmed.ncbi.nlm.nih.gov/31075149/)
 24. Bartelink IH, Zhang N, Keizer RJ, Strydom N, Converse PJ, Dooley KE, et al. New Paradigm for Translational Modeling to Predict Long-term Tuberculosis Treatment Response. *Clin Transl Sci.* 2017 Sept 01; 10(5):366–379. <https://doi.org/10.1111/cts.12472> PMID: [28561946](https://pubmed.ncbi.nlm.nih.gov/28561946/)
 25. Wallis RS, Johnson JL. The role of surrogate markers in the clinical evaluation of antituberculous chemotherapy. *Curr Med Chem—Anti-Infective Agents.* 2005; 4(4):1–8.
 26. Dooley KE, Hanna D, Mave V, Eisenach K, Savic RM. Advancing the development of new tuberculosis treatment regimens: The essential role of translational and clinical pharmacology and microbiology. *PLoS Med* 2019; 16(7):e1002842. <https://doi.org/10.1371/journal.pmed.1002842> PMID: [31276490](https://pubmed.ncbi.nlm.nih.gov/31276490/)
 27. Savic RM, Weiner M, MacKenzie WR, Engle M, Whitworth WC, Johnson JL, et al. Defining the optimal dose of rifapentine for pulmonary tuberculosis: Exposure-response relations from two phase II clinical trials. *Clin Pharmacol Ther.* 2017 Aug 01; 102(2):321–331. <https://doi.org/10.1002/cpt.634> PMID: [28124478](https://pubmed.ncbi.nlm.nih.gov/28124478/)
 28. Svensson EM, Svensson RJ, Te Brake L H M, Boeree MJ, Heinrich N, Konsten S, et al. The Potential for Treatment Shortening With Higher Rifampicin Doses: Relating Drug Exposure to Treatment Response in Patients With Pulmonary Tuberculosis. *Clin Infect Dis.* 2018 June 18; 67(1):34–41. <https://doi.org/10.1093/cid/ciy026> PMID: [29917079](https://pubmed.ncbi.nlm.nih.gov/29917079/)

29. Jindani A, Aber V, Edwards E, Mitchison D. The early bactericidal activity of drugs in patients with pulmonary tuberculosis. *Am Rev Respir Dis.* 1980; 121:939–949. <https://doi.org/10.1164/arrd.1980.121.6.939> PMID: 6774638
30. Mitchison DA. Assessment of new sterilizing drugs for treating pulmonary tuberculosis by culture at 2 months. *Am Rev Respir Dis.* 1993; 147: 1062–1063. <https://doi.org/10.1164/ajrccm/147.4.1062> PMID: 8466107
31. Davies G, Hoelscher M, Boeree M, Hermann D. Accelerating the transition of new tuberculosis drug combinations from Phase II to Phase III trials: New technologies and innovative designs. *PLoS Med.* 2019; 16(7): e1002851. <https://doi.org/10.1371/journal.pmed.1002851> PMID: 31287813
32. Dooley KE, Phillips PPJ, Nahid P, Hoelscher M. Challenges in the clinical assessment of novel tuberculosis drugs. *Adv Drug Deliv Rev.* 2016; 102:116–22. <https://doi.org/10.1016/j.addr.2016.01.014> PMID: 26827911
33. Diacon AH, Dawson R, von Groote-Bidlingmaier F, Symons G, Venter A, Donald PR, et al. 14-day bactericidal activity of PA-824, bedaquiline, pyrazinamide, and moxifloxacin combinations: a randomized trial. *Lancet.* 2012; 380(9846):986–93. [https://doi.org/10.1016/S0140-6736\(12\)61080-0](https://doi.org/10.1016/S0140-6736(12)61080-0) PMID: 22828481
34. Davies GR, Brindle R, Khoo SH, Aarons LJ. Use of nonlinear mixed-effects analysis for improved precision of early pharmacodynamic measures in tuberculosis treatment. *Antimicrob Agents Chemother.* 2006; 50(9):3154–6. <https://doi.org/10.1128/AAC.00774-05> PMID: 16940116
35. Sloan DJ, Mwandumba HC, Garton NJ, Khoo SH, Butterworth AE, Allain TJ, et al. Pharmacodynamic modeling of bacillary elimination rates and detection of bacterial lipid bodies in sputum to predict and understand outcomes in treatment of pulmonary tuberculosis. *Clin Infect Dis.* 2015; 61(1):1–8. <https://doi.org/10.1093/cid/civ195> PMID: 25778753
36. Boeree MJ, Heinrich N, Aarnoutse R, Diacon AH, Dawson R, Rehal S, et al. High-dose rifampicin, moxifloxacin, and SQ109 for treating tuberculosis: a multi-arm, multi-stage randomised controlled trial. *Lancet Infect Dis.* 2017; 17(1):39–49. [https://doi.org/10.1016/S1473-3099\(16\)30274-2](https://doi.org/10.1016/S1473-3099(16)30274-2) PMID: 28100438
37. Phillips PPJ, Dooley KE, Gillespie SH, Heinrich N, Stout JE, Nahid P, et al. A new trial design to accelerate tuberculosis drug development: the Phase IIC Selection Trial with Extended Posttreatment follow-up (STEP). *BMC Med.* 2016 Mar 23; 14:51. <https://doi.org/10.1186/s12916-016-0597-3> PMID: 27004726
38. Ginsberg AM, Spigelman M. Challenges in tuberculosis drug research and development. *Nat Med.* 2007; 13(3):290–294. <https://doi.org/10.1038/nm0307-290> PMID: 17342142
39. Phillips PPJ, Mitnick CD, Neaton JD, Nahid P, Lienhardt C, Nunn AJ. Keeping phase III tuberculosis trials relevant: Adapting to a rapidly changing landscape. *PLoS Med.* 2019; 16(3):e1002767. <https://doi.org/10.1371/journal.pmed.1002767> PMID: 30901331
40. Olliaro PL, Vaillant M. Designing noninferiority tuberculosis treatment trials: Identifying practical advantages for drug regimens with acceptable effectiveness. *PLoS Med.* 2019; 16(7):e1002850. <https://doi.org/10.1371/journal.pmed.1002850> PMID: 31299047
41. Odem-Davis K, Fleming TR. A Simulation Study Evaluating Bio-Creep Risk in Serial Noninferiority Clinical Trials for Preservation of Effect. *Stat Biopharm Res.* 2015; 7(1):12–24. <https://doi.org/10.1080/19466315.2014.1002627> PMID: 26052374
42. Nunn AJ, Phillips PPJ, Meredith SK, Chiang CY, Conradie F, Dalai D, et al. A Trial of a Shorter Regimen for Rifampin-Resistant Tuberculosis. *N Engl J Med.* 2019; 380:1201–1213. <https://doi.org/10.1056/NEJMoa1811867> PMID: 30865791
43. Phillips PPJ, Gillespie SH, Boeree M, Heinrich N, Aarnoutse R, McHugh T, et al. Innovative trial designs are practical solutions for improving the treatment of tuberculosis. *J Infect Dis.* 2012; 205 Suppl 2: S250–7.
44. Cellamare M, Venz S, Baudin E, Mitnick CD, Trippa L. A Bayesian response-adaptive trial in tuberculosis: The endTB trial. *Clin Trials.* 2017; 14:17–28. <https://doi.org/10.1177/1740774516665090> PMID: 27559021
45. Alipanah N, Jarlsberg L, Miller C, Linh NN, Falzon D, Jaramillo E, Nahid P. Adherence interventions and outcomes of tuberculosis treatment: A systematic review and meta-analysis of trials and observational studies. *PLoS Med.* 2018 Jul 3; 15(7):e1002595 <https://doi.org/10.1371/journal.pmed.1002595> PMID: 29969463
46. Vernon A, Fielding K, Savic R, Dodd L, Nahid P. The importance of adherence in tuberculosis treatment clinical trials and its relevance in explanatory and pragmatic trials. *PLoS Med.* 2019; 16(12): e1002884. <https://doi.org/10.1371/journal.pmed.1002884> PMID: 31821323
47. Coronary Drug Project Research Group. Influence of Adherence to Treatment and Response of Cholesterol on Mortality in the Coronary Drug Project. *N Engl J Med.* 1980; 303(18):1038–1041. <https://doi.org/10.1056/NEJM198010303031804> PMID: 6999345

48. Ford I, Norrie J. Pragmatic Trials. *N Engl J Med*. 2016; 375:454–63. <https://doi.org/10.1056/NEJMra1510059> PMID: 27518663
49. Walley JD, Khan AN, Newell JN & Khan MH. Effectiveness of the direct observation component of DOTS for tuberculosis: a randomised controlled trial in Pakistan. *Lancet*. 2001; 357, 664–669. [https://doi.org/10.1016/S0140-6736\(00\)04129-5](https://doi.org/10.1016/S0140-6736(00)04129-5) PMID: 11247549
50. Newell JN, Baral SC, Pande SB, Bam DS, Malla P. Family-member DOTS and community DOTS for tuberculosis control in Nepal: cluster-randomised controlled trial. *Lancet* 2006; 367, 903–909 [https://doi.org/10.1016/S0140-6736\(06\)68380-3](https://doi.org/10.1016/S0140-6736(06)68380-3) PMID: 16546538
51. Thiam S, LeFevre AM, Hane F, Ndiaye A, Ba F, Fielding K, et al. Improving adherence to tuberculosis treatment in a resource-poor setting: A Cluster Randomised Controlled Trial. *JAMA*. 2007; 297(4):380–6. <https://doi.org/10.1001/jama.297.4.380> PMID: 17244834
52. Gupta A, Hughes MD, Garcia-Prats AJ, McIntire K, Hesselring AC. Inclusion of key populations in clinical trials of new antituberculosis treatments: Current barriers and recommendations for pregnant and lactating women, children, and HIV-infected persons. *PLoS Med*. 2019; 16(8): e1002882. <https://doi.org/10.1371/journal.pmed.1002882> PMID: 31415563
53. McKenna L, Frick M, Lee C, Namutamba D, Smit L, Theunissen M, et al. A Community Perspective on the Inclusion of Pregnant Women in Tuberculosis Drug Trials. *Clin Infect Dis*. 2017; 65(8):1383–1387. <https://doi.org/10.1093/cid/cix533> PMID: 29017245
54. Mathad JS, Gupta A. Tuberculosis in pregnant and postpartum women: epidemiology, management, and research gaps. *Clin Infect Dis*. 2012; 55(11):1532–1549. <https://doi.org/10.1093/cid/cis732> PMID: 22942202
55. Gupta A, Mathad JS, Abdel-Rahman SM, Albano JD, Botgros R, Brown V, et al. Toward Earlier Inclusion of Pregnant and Postpartum Women in Tuberculosis Drug Trials: Consensus statements from an international expert panel. *Clin Infect Dis*. 2016; 62(6):761–769. <https://doi.org/10.1093/cid/civ991> PMID: 26658057
56. Nachman S, Ahmed A, Amanullah F, Becerra MC, Botgros R, Brigden G et al. Towards early inclusion of children in tuberculosis drugs trials: a consensus statement. *Lancet Infect Dis*. 2015 Jun; 15(6):711–720. [https://doi.org/10.1016/S1473-3099\(15\)00007-9](https://doi.org/10.1016/S1473-3099(15)00007-9) PMID: 25957923
57. Weld ED, Dooley KE. State-of-the-Art Review of HIV-TB Coinfection in Special Populations. *Clin Pharmacol Ther*. 2018; 104(6):1098–1109. <https://doi.org/10.1002/cpt.1221> PMID: 30137652
58. Tornheim JA, Dooley KE. Challenges of TB and HIV co-treatment: updates and insights. *Curr Opin HIV AIDS*. 2018; 13(6):486–491. <https://doi.org/10.1097/COH.0000000000000495> PMID: 30080683
59. The Working Group for New TB Drugs [Internet]. New York: The Working Group for New TB Drugs; c2016. [cited 2019 July 12]. Available from: <https://www.newtbdugs.org/pipeline/trials>.
60. US Food and Drug Administration [Internet]. [cited 2019 Sept 18] Available from: <https://www.fda.gov/news-events/press-announcements/fda-approves-new-drug-treatment-resistant-forms-tuberculosis-affects-lungs>.
61. Adebamowo C., Bah-Sow O, Binka F, Bruzzone R, Caplan A, Delfraissy JF, et al. Randomised controlled trials for Ebola: practical and ethical issues. *Lancet*. 2014; 18; 384(9952): 1423–1424. [https://doi.org/10.1016/S0140-6736\(14\)61734-7](https://doi.org/10.1016/S0140-6736(14)61734-7) PMID: 25390318
62. Lienhardt C, Vernon AA, Cavaleri M, Nambiar S, Nahid P. Development of new TB regimens: Harmonizing trial design, product registration requirements, and public health guidance. *PLoS Med*. 2019; 16(9): e1002915. <https://doi.org/10.1371/journal.pmed.1002915> PMID: 31490921
63. Brigden G, Nhung NV, Skrahina A, Ndjeka N, Falzon D, Zignol M. Advances in clinical trial design for development of new TB treatments—Translating international tuberculosis treatment guidelines into national strategic plans: Experiences from Belarus, South Africa, and Vietnam. *PLoS Med*. 2019; 16(10): e1002896. <https://doi.org/10.1371/journal.pmed.1002896> PMID: 31626628
64. World Health Organization. End TB Strategy: global strategy and targets for tuberculosis prevention, care, and control after 2015 [Internet]. Geneva: World Health Organization; 2014 May [cited 2019 Oct 4]. Available from: http://www.who.int/tb/strategy/End_TB_Strategy.pdf?ua=1
65. World Health Organization. Global Investments in Tuberculosis Research and Development: Past, Present, and Future [Internet]. Geneva: World Health Organization, 2017. WHO/HTM/TB/2017.26 Available from: http://www.who.int/tb/publications/2017/Global_Investments_in_Tuberculosis_Research_Investment/en/