

Adventure World magazine

FALL 2016



Explorer's
Grand Slam

Presented By:



USARA National Ranking System

USARA National Rankings

1	Team Disoriented	49.00
2	Good'Nuff	48.00
3	Only MOSTLY Lost	25.00
4	Mike's Hike & Bike Shop	23.00
5	Nature Calls	22.00
6	Rootstock Racing	20.00
7	Rev3Adventure	19.00
8	Strong Machine	16.00
9	Rib Mountain Racing	10.00
10	Elkbones	9.00

Contents

WINTER 2017

33



02 2016 USARA National Ranking

05 USARA News

07 2 Guns in 1

15 Monkey Business

25 Explorer's Grand Slam

33 A Long Way Down

41 USARA Adventure Race

National Championships

49 Product Reviews:

Peak Performance

69 Wandering Around the Wonders:

Aspen, Colorado

41



15




Editor:
Troy Farrar

Assistant Editor:
Debbie Farrar

Graphic Designer:
Rae Zurcher

MOUNTAIN KHAKIS

JACKSON HOLE • WYOMING



Watch our behind the scenes VIDEO:
Download the Layar app, grab a cold one and enjoy

MountainKhakis.com | 866.686.7778

2017 USARA Adventure Race National Championship

The 2017 USARA Adventure Race National Championship will be hosted in Lake Harmony, Pennsylvania on September 21-23, 2017. The race directors at GOALS have developed a challenging and beautiful course that will highlight the Pocono Mountain region making the 2017 USARA Adventure Race National Championship an event that should not be missed.

Categories are available for Coed, Coed Masters, Collegiate & Open (all male or all female) teams. Coed Masters, Collegiate & Military teams do not have to qualify. Be sure to get your team qualified or sign up if you are in a category that is not required to qualify as racers can expect a great course followed by an excellent time at the awards banquet.

www.USARANationals.com


Popticals to manage USARA Adventure Race National Championship Coverage

Popticals, the official sunglasses of the USARA, will be sending in their media team to manage the live coverage of the USARA Adventure Race National Championship.

Troy Farrar, President of the USARA commented, "We are excited about the partnership with Popticals and the fact that the Popticals media team will be quarterbacking the coverage of the USARA Adventure Race National Championship.

The Popticals coverage will really keep the viewers that are not able to attend the championship plugged into the event and promises to be the best coverage we have ever had for the national championship."

Follow team profiles, developing stories & all of the USARA national championship action on the USARA national championship website and the USARA facebook site.





CT

CHRISTIAN TAYLOR
2015
WORLD CHAMPION

ROAR BACK

Recover from pain faster with Tiger Balm.

Whether you're a world-class athlete or just a weekend warrior, you can trust Tiger Balm for proven, pill-free pain relief. Made from a blend of herbal ingredients, it's the safe, smart way to beat pain at its own game. Visit us at facebook.com/TigerBalmUS or tigerbalm.com for your nearest retailer.



TIGER BALM®
Works Where It Hurts

2 Guns in 1



by Troy Farrar

If you are currently shooting a .223/5.56 chambered AR-15 and would like to add a 300 Blackout to your stable there is no need to go out and purchase a second firearm. All you need are 7 parts – a 300 Blackout barrel, a barrel nut, upper receiver, gas tube, gas block, muzzle device and a hand guard. I suggest using an adjustable gas block if you plan on shooting subsonic & supersonic ammunition or plan on using a suppressor. Once you build the new 300 Blackout upper, just pop open the take down pins and remove your 5.56 upper. Replace it with the 300 Blackout upper and transfer the BCG & charging handle from the 5.56 upper. In less than 30 seconds you have changed the firearm from a 5.56 to a 300 Blackout, this is a relatively inexpensive and easy way to enjoy two guns in one. One caution, the ability to chamber a 300 blackout round into a 5.56 is a hotly debated topic and a mistake which could have disastrous results. I highly suggest marking the 300 Blackout upper so it is distinctly different than the 5.56 upper by using a different colored handguard or installing a 300 Blackout laser engraved charging handle, ejection port cover or actually engraving your upper through Tactical Expressions as we chose to do in our build. I also suggest utilizing a distinct set of magazines for the 300 Blackout, for instance tan magazines or magazines produced by a different manufacturer to avoid accidentally chambering a 300 blackout round into the 5.56 upper. These precautions are especially important if more than 1 person, for example your kids, have access to the firearms. Now that you have built your 300 Blackout upper, it's time to go out and have some fun with your new 2 in 1 gun!

SERIOUS HYDRATION FOR SERIOUS ATHLETES™


**THE RIGHT
STUFF**

Zero Carb Electrolyte Liquid Drink Additive



NASA

Scientist Developed
Astronaut Tested
Athlete Proven



Cramps, headaches, muscle fatigue and light-headedness are just some of the symptoms caused by dehydration. Exertion, sun exposure, humidity and high altitude all contribute to the body's loss of water and electrolytes.

Numerous studies show, this NASA-developed formula is far superior for:

- Fighting cramps, headaches, muscle fatigue due to sweating and electrolyte loss
- Improving core thermoregulation; protecting the body from overheating in times of high exertion and in high heat settings
- Increasing endurance over 20% more than any other NASA-tested formula

The Right Stuff® helps optimize athletic performance in all sports, from football to golf; water sports to motor sports; running to cycling! The Right Stuff is hydrating players in all major professional sports leagues and college teams, from NAIA to Division I.



Certified for Sport™

SAMPLE OFFER:

Contact us at samples@wellness-brands.com to find out if you qualify to receive free samples to test with your athletes. Please provide your name, phone, email, mailing address, name of organization (e.g., college, club, team) and number of athletes supported.

TheRightStuff-USA.com

Anderson Rifles Upper Receiver and 300 Blackout Barrel

We used an Anderson Rifles Upper receiver and barrel because our AR-15 is an Anderson Rifle and we wanted to continue to receive all the benefits of Anderson's proprietary RF85 treatment with the 300 Blackout. Anderson's RF85

treatment is permanent and injects calcium into the molecular fabric of the metal. As the metal heats up the nano particles elongate and form a protective barrier that eliminates the need for lubrication. The RF 85 treated rifle has 85 % less friction and provides a 23% faster action than a normal rifle. I know it sounds too good to be true but cleaning the Anderson is unbelievably easy – just soap and water. I encourage you to watch the video on Anderson's website where they run 5000+ rounds through a rifle with no lubrication and no issues. We built the 300 Blackout upper from scratch but Anderson offers a variety of complete uppers or uppers without the BCG and charging handle. www.andersonrifles.com



Noveske Adjustable Gas Block

The Noveske Adjustable Gas Block is a low profile .750 stainless steel gas block that will fit inside most forearms on the market. The locking detent on the front mounted adjustment screw is solid and allows the user to fine tune the gas flow for maximum performance, especially when switching between suppressed and unsuppressed fire. The Noveske adjustable gas block comes with 2 roll pins, attaches with 2 set screws and weighs in at a paltry 1.68 ounces. www.noveske.com



KAK Industry Slimline Flash Can

The KAK Industry Slimline Flash Can is a solid aluminum muzzle device that directs muzzle gasses and the muzzle flash forward. The result is less noise for the shooter and reduced muzzle flash blindness. The black anodized Slimline model will fit inside slim rail systems and comes in both 1/2-28" and 5/8-24 sizes. The KAK Industry Slimline Flash Can is 1.2 inches long, 3.25 inches long and weighs in at 3.5 ounces.

www.kakindustry.com





Tactical Expressions Custom Engraved Upper, Charging Handle and Ejection Port Cover

Tactical Expressions offers custom engraved gun parts and custom laser engraving which allow you to individualize your firearm to fit your personality. We sent our upper to Tactical Expressions to have “300 Blackout” laser engraved so we would not confuse the 300 Blackout upper with our 5.56 upper and also to give it a really cool look. We also chose to customize our build by adding a Tactical Expressions “300 Blackout” laser engraved charging handle and ejection port cover. Check out Tactical Expressions for totally customizable options for your firearms and build your masterpiece. www.tactical-expressions.com



V7 Weapon Systems Extreme Environment Gas Tube

The V7 Weapon Systems Extreme Environment Gas Tube is a must have for any shooter who uses a fully automatic firearm or has prolonged firing periods. The heat treated Inconel gas tube is designed to handle the extreme heat generated by rapid fire and eliminates the weak link in the gas system. The V7 Weapon Systems Extreme Environment Gas Tube has an ion bonded finish, a lifetime warranty and is available in 4 sizes. www.vsevenweaponsystems.com



Lancer LCH5 Carbon Fiber Handguard

The Lancer LCH5 Carbon Fiber Handguard is a great looking, light weight free float handguard. The octagon shaped handguard has cooling slots for the barrel and holes for a bipod or sling swivel. Lancer designed the sturdy handguard so it does not flex or compress when you apply pressure making this handguard durable enough for any application. The Lancer handguard comes with an aluminum barrel nut and is available in multiple lengths with multiple rail options. Customize your rifle with a beautiful and functional Lancer LCH5 carbon fiber handguard. www.lancer-systems.com



Hornady 300 Blackout 110 gr V-Max Black

The Hornady 110gr V-Max 300 Blackout is one of the offerings in Hornady’s new Black ammunition line. The Black line was designed specifically to fit, feed and function in a variety of platforms and features several bullet options in most calibers. The 110 grain V-Max is a perfect short range hunting cartridge which utilizes a polymer tipped bullet that boasts a muzzle velocity of 2375 feet per second. www.hornady.com

Noveske 110 gr FB Tipped

Noveske uses a Nosler 110 grain Varmageddon bullet which produces a muzzle velocity of 2150 feet per second. This black nickel plated cartridge looks wicked; it reminds me of something out of a James Bond movie. The round is a great for short range hunting cartridge and is definitely unmatched in the cool factor. www.noveske.com



Gem Tech 100 gr TAC-TX

The Gemtech 100 gr TAC-TX uses a polymer tipped Barnes TAC-TX bullet which has a muzzle velocity of 2200 feet per second. This cartridge is advertised as an effective round for helicopter hog hunting and we found it to be an effective round both in the air and on the ground. www.gemtech.com



Subsonic Ammo

Subsonic Ammunition does not produce a supersonic “crack,” because the bullet does not break the sound barrier like supersonic ammunition. This makes subsonic ammunition the shooter’s choice for use with suppressed firearms. 300 AAC Blackout subsonic ammo is perfect for target shooting, home defense, stealth missions and hunting at close to medium distances.

Noveske 220 gr Ballistic Glow Tip RN

Noveske has gotten very creative with this subsonic 300 Blackout cartridge that actually has a glow in the dark tip. The glow tip comes in handy when hunting at night and reloading in the field, especially when you drop a bullet during the process. The 220 grain Ballistic Tip RN uses Nosler brass which produces a 1020 feet per second muzzle velocity and the glow in the dark polymer tip aids in expansion. www.noveske.com



Hornady 300 Blackout 208 gr A-Max Black

The Hornady 208 grain A-Max Black is one of the offerings in Hornady’s new Black ammunition line. The Black line was designed specifically to fit, feed and function in a variety of platforms and features several bullet options in most calibers. The 208 grain subsonic cartridge was produced to keep you stealthy while using a suppressor. Hornady’s cartridge produces a muzzle velocity of 1020 feet per second and features a polymer tipped bullet that aids in expansion. www.hornady.com



Gem Tech 187 gr Subsonic

Gemtech has been producing great suppressors for a while, it only makes sense that they would start producing ammunition for suppressed rifles. The Gemtech 187 grain cartridge is their answer and the cartridge is optimized for use in a suppressed rifle. Featuring a polymer tipped bullet capable of reaching muzzle velocities of 1050 feet per second make this cartridge ideal for hog hunting or as a home defense round. www.gemtech.com **AW**



FOLLOW US ON:



GUN CORPS

- FIREARMS
- GLOCK ACCESSORIES
- AR ACCESORIES
- OPTICS
- CUSTOM CERAKOTE
- SILENCERS



GUN-CORPS.COM

979.450.3811

**2501 TEXAS AVE. S, SUITE C-108
COLLEGE STATION, TEXAS 77840**



THANK YOU!

The support of the following sponsors was an integral part of the success for the 2016 USARA Adventure Race National Championship.

Adventure Medical Kits
Adventure World Magazine
AIX Group
Bike Flights
Black Diamond
Bodyglide
Brilliant
Champion Systems
Darn Tough
Deter
ENO
Gear Aid
Huma

Kettle & Fire
Koobi
Life Straw Kuat
Mountain Khakis
Mytopo
Nature's Coffee Kettle
Nite Rider
Orange Seal
Peet Dryer
Polar Bottle
Popticals
Powerstep
Quickfire

Red Ledge
Rite in the Rain
Shayler & Shayler
SportRaxx
Sweat GUTR
The Right Stuff
Tiger Balm
Togs
UCO
Vasque
Yaktrax
Zanfel



PRESENTED BY:





Because you love your bike.™

..kuat.. / SHERPA™ 2.0
(koo-at)

KUATRACKS.COM



MONKEY BUSINESS

by Troy Farrar

If the thrill of cycling has started to fade or the whizz bang dashboard on your bike gives you a headache and you're concerned about becoming a Sunday couch potato rather than living life to its fullest, then the Monkey Run is for you. If the Monkey Run cannot rekindle your love for bikes then it really is time to hang up your boots and buy yourself a new pair of novelty slippers.

The Monkey Run took place for the first time this April and involved fourteen brave/stupid guinea pigs being led blindfolded into the Sahara desert, twelve hours from Marrakech. The riders were told they had to get to a destination on the Atlantic Coast 1000km away in six days.

The only slight glitch is they had to travel the 1000 plus unknown kilometers on a Monkey Bike. A Monkey Bike is very small, standing not much taller than knee height. It's totally inappropriate for riding across a dessert and almost guaranteed to break down every few miles.

For all their short comings however, the riders on the pioneer Monkey Run agreed they wouldn't have wanted to ride it on any other bike. Not only were the monkey bikes able to fit through tiny gaps in traffic but there was also the fact that there was not far to fall when the riders came off. The bikes were light enough to carry when they inevitably broke down and so mechanically basic that a roll of duct tape went a long way.



Most importantly, the bikes were a whole lot of fun. Being so low to the ground meant travelling at 20mph felt like racing at ten times that speed and the monkey bikes were unwavering in their ability to bring a smile to the faces of all who saw them. Whether it was the riders themselves or those rolling around on the floor laughing as grown men went past on bikes fit for children.

It wasn't just about the bikes however and once the riders were comfortable with their totally inadequate steeds, they still had to deal with the fact there was no set route to their destination. The Atlas Mountains were in the way and getting lost & staying with strangers was encouraged.

It was this "being thrown into the deep end" that made the trip so memorable for most. As riders struggled with their bikes across the Sahara, looking like something out of Mad Max, they were blown away by the vastness and beauty of the desert landscape. Nights were spent sleeping under the stars in the Atlas Mountains without a tent for protection, sweeping roads were swapped for pot holed unmapped tracks and river crossings, bizarre wildlife was encountered and a lot of new friends including a few local mechanics were made along the way.

We had a chance to catch up with a few of the riders, Andy Klymkowsky from the United States, Jacopa Evangelisti from Italy and Alvaro Baleato Varela from Spain to get their impressions on the inaugural Monkey Run.

.....

What did you expect when you signed up and did the adventure match those expectations?

Andy: I honestly had no idea what to expect, this was my first adventure with the adventurers. I went a little crazy the weeks before the trip trying to get a solid set of gear together. I expected to be pushed completely out of my comfort zone, hang out with some excellent individuals, and see an amazing country. The adventure more than met my expectations. The constant feeling that your bike is going to break underneath you really gets the adrenaline going. I will say the best part is stopping in a remote area high in the mountains, listening to the wind, and looking out at the tiny villages only to try and start your bike and have it not work.

Jacopa: My expectations were the craziest adventure in the middle of nothing, problems, survivor spirit and

discovery. More or less I got a bit of everything. The fact that each of us could choose our route made the things interesting. I was the only one in the wild desert near Algeria on the first two days and it was astonishing. The monkey bike was totally unsuitable for the desert and this fact was the best part of my trip.

Alvaro: I expected great fun on a motorcycle while getting lost and a lot of off-roading. Did the adventure match my expectations? We made it match them by taking around 100km of off-road trails and paths every day. We created our own excitement while riding crazy along the cliffs and trying to kick my mates off their bikes while they were doing the same with me. It was not Ngilawa Cup dangerous, but still risky depending on where & how you rode.

How long did you last before you got lost?

Andy: I guess you could say I was lost before I even got there; I barely made the connecting flights to finally get to Morocco. Once I did land I high tailed it to the post office to meet up with the group. Once we got to the start line it turned out I had left my map back in the US, so I ended up riding with a couple good people. I figured if you are going to be completely lost I might as well have some company.

Jacopa: I almost never got lost because I had a phone with GPS & people gave us good directions. Maybe you should take all the phones away from the riders at the starting line - that would create a little more adventure.

Alvaro: Around 15 minutes after the start since my teammate and I had no maps whatsoever. A cool chap named Jules appeared just at that moment and from there on we three rode the hell out of those Chinese monkey bikes for the next 1370 km.

Was it all hard work or did you have a chance to relax and enjoy the trip along the way?

Andy: Was it all hard work? Of course not. We would roll into a city or town somewhat late in the day and we usually still had enough energy to wander around and kick back. Have a nice cup of coffee or a coca cola and maybe chat with a local rug dealer who would then follow you around for the next 30 minutes. After being on a tiny bike for a couple hours breaking for a lunch of Tajine and coca cola is incredibly relaxing.

Alvaro: We had chances to relax and enjoy the scenery, test some local drugs and taste some very good tajins. Many (tajins).



The Shooter's Paradise



JP BLUE STEEL RANCH

SHOOTING INSTRUCTION • MATCH VENUE
LE/MIL TRAINING • PRIVATE SHOOTING EVENTS



INFO & BOOKING
bluesteelranch.us

JP ENTERPRISES
jprifles.com

What were your favorite moments from the adventure?

Andy: My absolute favorite part was riding through the Atlas Mountains. The canyons were unbelievably beautiful and we would randomly come upon an oasis town, specifically Ouarzazate. We crested a hill and sudden there is this huge oasis city right on the edge of the Sahara - it was unbelievable.

Jacopa: As I said, the desert was the best part of the adventure. Being alone in the middle of nowhere with an insane fear of the unknown and the unreliable monkey bike engine.

Alvaro: I think there were 3 best moments for the Bambu Heroes (Alvaro & Alberto and Jules).

The first one is when we rode the bikes up to the

highest lake in Morocco after many, many hours of pushing the monkey bikes to their limits. We actually had to push the monkey bikes up for hours as they couldn't even manage to pull their own weight. Once there, we had a swim in that freaking cold glacier lake and spent the night camping there, right next to the highest peak of the country, Toubkal.


Second I would say was the time when we found a dried out river bed while searching for a good camping spot. The river bed had holes, hills and different shapes, so we unloaded our gear from the bikes and started moto crossing and jumping those stupid monkey bikes until we got tired. We also learned how to fight from one monkey bike to the other and we actually improved the techniques of monkey bike fighting quite a lot. It was great fun.



★ PROFESSIONAL FOOTWEAR DRYER & DEODORIZER ★



**Use PEET®.
Your feet won't
fail you now.**



Original PEET® EFM

① Dries Wet & Sweat
Start every challenge your best in dry, fresh comfort

② Best Foot Health
Kills contaminants that cause infections

③ Destroys Odor
Ozone science
obliterates odor

**40% OFF
COUPON**

- Shop at www.peetdryer.com
- At checkout enter promo code USARA
- 40% is deducted from entire purchase

One order per customer.
Valid until June 1, 2017



www.peetdryer.com
800.222.7338

Third and the most special one is probably when we realized that Alberto's monkey bike engine was dead on the last day of the race. We were in the middle of nowhere doing the daily off-road section. The day before we seized Alberto's engine, but we found a 70cc cylinder and piston and replace the 50 cc. Now the 70cc was seized as well, but it wasn't worth fixing as it was the last day of the run. So, we all agreed to make it to the finish line in impeccable, `Bambu Heroes- style. Alvaro towed Alberto with his monkey bike, while Jules was pushing Alberto's back with his right foot while riding his monkey for the last 150km. Seven hours later we made it to the finish line with Alvaro's bike miraculously still running and Jules foot still pushing.

Did you do much planning before you set off and did you prefer the planned or un-planned aspects of the adventure?

Andy: This one is tough. Almost everyone wants to be prepared enough that they can handle anything and I definitely got bogged down in trying to bring everything I could possibly need. The week before I left I decided to bring the bare essentials and make it work. The unplanned aspects of the trip definitely make it more stressful, but also more exciting.

Jacopa: I planned a lot because I wanted to be alone in the desert, I had decided that before I left home. I had studied the villages, ETA's & distances so I would have a point of references and not die "into the wild". Off course





You can change the lives of children.

tripsforkids.org | 415.458.2986 | national@tripsforkids.org

Start or Fund a Trips For Kids Program!

Many kids never leave their own neighborhood to enjoy the beauty of nature.

That's why we started Trips for Kids, an international non-profit organization that provides mountain bike rides and environmental education for disadvantaged youth. You can start a Trips for Kids[®] chapter in your area. We'll assist you, at no charge, by supplying bikes, helmets and support ... based on 25+ years of experience.

You can also make a difference by donating money, bikes or equipment (new or used). All donations are tax-deductible. Want to get involved? Consider volunteering or otherwise supporting a chapter in your area.

Make a difference: tripsforkids.org



SPECIALIZED FIRST GEAR



CSTires.com



Adventure Medical Kits
BE SAFE



I prefer the un-planned.

Alvaro: I booked the flights and got a cool bandana. That's pretty much all the planning that I did.

What were the bikes like?

Andy: The bikes are a ridiculous combination of a toy motorcycle and a go cart. When you first get on them they feel like they will fall over at any second. Once you get a little comfortable on them the terrain changes and everything from speed wobbles to accidentally shifting and popping wheelies can happen. Everyone fell a couple of times, I feel like I fell more than most. Including but not limited to right off the start line.

Jacopa: Complete Chinese trash, mine broke 4 times and was very uncomfortable. Probably one of the main things I remember most is the backaches.

Alvaro: The bikes were pretty good fun while riding flatout downhill on some of the off road trails. You could actually make them jump and they were much more competent in the dirt than I thought. I can assure that I abused my bike as much as I could including taking her 1 meter deep into the sea water on Taghazout beach - twice. The monkey bike even started (after taking all the water out obviously and pushing a lot). BUT not everybody had that luck.

What were the people like you met along the way?

Andy: The people are incredibly laid back and friendly, they take a very relaxed approach to life. Most meals are pretty simple and you are constantly invited to have a coke and talk about the country. Many people offer their houses as a place to stay if you need it. Most kids in the villages would run up to you as you ride by and to try and get a high five or a fist bump. Every once in a while you got a group that we started calling "Rock Kids" who would try and ping rocks off your bike as you drove away, that part wasn't quite as fun.

Jacopa: The others participants were perfect, beautiful people. Also the Moroccans were very friendly, always available to give information and support.

Alvaro: We had been in Morocco before and people have always been very kind with us. The other riders were also all pure adventurers and very cool guys. More girls would be good too.

Would you recommend the adventure to anyone

else and if so how would you describe the Monkey Run?

Andy: 100% this was an absolutely amazing adventure on a completely ridiculous means of travel. The country is incredible and the terrain is so varied that you see completely different scenes every day. The people on the trip were both great and ridiculous. It is not for everyone but if you have the spirit then it is totally worth it.

Jacopa: Yes, I recommend the adventure, especially to young people, it is a perfect first time into the wild. From the desert to the sea, a beautiful ride through Morocco.

Alvaro: Yes, absolutely, a very funny little adventure. If you do it well, you will find some pretty funny and good troubles.



After the huge success of the inaugural Monkey Run, the organizers - The Adventurists, plan to run the event bi-annually in Morocco (already having sold out for the next Monkey Run) and they are also exploring the possibility of running a third event somewhere else in the world! For more details or to sign up for a future Monkey Run visit www.theadventurists.com **AW**



Aix Group™ – We Do Program Business Better.



Collaboration
Focus
Results

A member of The Hanover Insurance Group
www.aixgroup.com



Explorer's Grand Slam

by Marsha Gordon

I started climbing in my mid-30s, my passion was fueled by a sense of adventure. Waking up at 2am in a crowded alpine refuge, turning on my headlamp, strapping on crampons and heading up a glacier to a steep ridgeline. Climbing helped me detox from the hubris of daily life by making me focus on my next move, not on a trade that was going wrong. I found interesting and true parallels between climbing and investing, both aimed at answering the same question: "What is a reasonable amount of risk to take for the pleasure/return you derive?"

In the following years I spent the requisite 10,000 hours doing numerous alpine routes and gradually progressing from PD to D+ level of alpine climbing. Over a couple of years I transitioned to a portfolio career of board appointments, and I set myself a goal of climbing an 8,000m peak. Being a climbing novice with not yet developed palate for the 'exquisite' routes I set my eyes on... you guessed it... Everest.





Kettle & Fire
PIONEERING HEALTH & WELLNESS

100%
Certified Grass-Fed Bones


100%
Organic Veggies

Non-GMO

Gluten Free

0 Additives

0 Preservatives



High protein



**Great for
digestive, skin,
& joint health**



**Packed with
critical
amino acids**

Collagen, glucoasime, arginine, glycine, and more

24 MONTH SHELF LIFE

BEEF BONE BROTH

Check us out at www.kettleandfire.com

I am a mom and a former fund manager. With that came an appreciation of what it might take to mitigate risk of climbing the highest peak on Earth. I broke it down to cold injuries, coping with extreme altitude and refinement of one's judgement. With that in mind, I set off on a series of expeditions that were meant to test me across those axis. My first experience with extreme altitude was on Aconcagua that, to my surprise, turned out to be a relatively



straight forward exercise provided one were to follow the golden rule of acclimatization: climb high, sleep low, repeat. Denali, the highest peak in North America, was a place where I learned how to cope with and protect myself from extreme cold. It is all about thermoregulation, layers and an art of never sweating while performing a high-exertion activity. I learned my thresholds and valuable lessons on how to keep my energy up through nutrition and rest. My expedition in the fall of 2015 to Manaslu,

another 8,000m peak, taught me how to psychologically cope with inevitable 'waiting time' for a weather window.

By November 2015, having climbed in the prior 10 months Aconcagua, Elbrus, Denali and Kilimanjaro, I was heading to Antarctica for my 5th summit in the challenge known as '7 Summits' (climbing the highest peak on every continent) when it dawned on me that if I were to stay on and ski the last degree to the South Pole, then trek to the North Pole, climb Everest and repeat some of the summits I have already done, I would break a female world record in the endurance challenge known as the Explorers Grand Slam. It took a few weeks to get my family on board and make the necessary arrangements and by December 2015 I found myself on the most amazing journey of my life.

The most memorable moments of the Explorers Grand Slam were the ones of uncertainty - logistics gone wrong or foul weather. They tested my limits and resolve and made subsequent victories so much more special

My Everest summit bid journey was marked by high winds, at times reaching 70 miles an hour. You had to hold onto to a jump, an alpine ascending tool, really hard in order not to get thrown off a fixed line. By the time I reached Camp 3 at the top of the Lhotse Face I was so frozen and exhausted that I was ready to crawl into any empty-looking tent to get some respite from cold and misery. When I finally got into the tent I found my tent mate sitting in a mummy position amidst sagging walls laden by snow. We went on melting snow for hours and then fell into deep slumber wearing the black plastic muzzles of oxygen masks.

The next 48 hours on our way to the summit were a blur. Searing heat by day and frozen temperatures by night as we moved past the Yellow Band and Geneva Spur to the high camp at the South Col. Despite all talk of lost appetite, I was exceptionally hungry. Little pouches of boil-in-the-bag food turned out to be slim pickings.

Exclusive ADVENTURE RACING GEAR

made by  **Champion System**

Fully customizable apparel: #Beyourownbrand



APEX WEATHER GUARD S/S JERSEY

A High end, weather resistant, and highly breathable jersey that can be fully printed. The fabric is wind proof and weather proof. Get the same protection as the pros demand whilst keeping your design and brand consistent - no matter the weather. Made entirely from Italian fabric.



WEATHER GUARD L/S JERSEY

Block the wind, and keep the heat in! Made entirely from Italian fabric the long sleeve weather guard jersey is perfect for high wind and cooler conditions. Designed with air permeable venting helps manage moisture while you sweat. The best part? It can be fully sublimated!



APEX ENDURO RUN SHORTS

The APEX Enduro Run Short is perfect for those who need extra storage during training or races. It features extra pockets for your gear, food and valuables. Mesh side panels offer increased ventilation and keep you comfortable at all times. The leg length is perfect for on the trail and also hanging out at the coffee shop after your run.



endorsed
by



sales@champ-sys.com



718-383-8855



champ-sys.com



On the night of the summit bid, the weather reports came in showing a significant pick up in wind. Weather a few days out was set to deteriorate further. My heart sank. It was clear that this may be the end of my summit bid and indeed of my record attempt. It is generally unsafe to stay at the South Col in the 'death zone', for more than 2 days. Coming down back to Camp 2 would have meant the need to rest for at least 5 days to regain some strength and to resupply oxygen to the high camp. I was simply running out of time given that down below spring was melting the Khumbu icefall.

In high altitude mountaineering often the hurdle of reaching the summit is not whether you can climb 5.10 but whether you can keep yourself together until the good weather window comes. In that situation it was about one's ability to handle and manage uncertainty. Can you jump ahead of the bad weather window? Do you have enough ability and skill to get yourself off the mountain safely should you call to go ahead and prove it wrong. Or indeed, do you have enough rational humility to recognize this is not your year and descend in order to stay alive?

My judgement skills were honed through some 15 years of work on financial markets where much of success is about capping your downside while capturing some upside. I was also exceptionally lucky to team up for the summit bid with the formidable Lydia Bradey, the first woman to summit Everest without oxygen back in 1988. I trusted her instincts and knowledge of the mountain. That night we decided to give our summit bid a go despite deteriorating forecast and to hedge our decision by leaving early and turning back should the weather deteriorate.

At 10 pm on May 18, 2016 we zipped up our tents. It was a full moon and the air was warm with no sign of bad weather to come. The climbing line up Everest was magically lit up with head torches. Masses of them. The next 9 hours to the summit was a highly charged journey – one marked by crowds, waiting in lines and overtaking slow climbers on steep sections. My heart raced with every effort of taking over another slow-moving group. It was a safety



exercise and Lydia knew that well. 'Turn on your oxygen to 4 litres! Let's pass another group'. She was a pro and soon we found ourselves on the Balcony, a third of the way to the summit. Here the line stalled altogether. Winds started to pick up. My heart sank yet again... 'Would we have to abandon the bid?' I added another layer of down under my suit and tried to quiet my emotions. As if by magic, the sun appeared on the horizon lighting up majestic Makalu and Lhotse. I forced myself to look around to take in spectacular scenery and that moment in time. It was easy to miss that point amidst all the worries about weather, crowds, incompetence and potential failure.

Soon we were moving again. Some 20 minutes later as we walked onto an exposed snow cornice, I looked ahead and saw a section of rock and snow. I guessed that that was the Hillary Step, a much talked about section some half an hour away from the summit. I broke into tears as it dawned on me that I will indeed summit Everest, that we would not have to turn back, that I will make my kids proud. The summit itself at 7:30 am was somewhat anti-climactic – a snow cornice busy with down-suit clad people all wanting a picture with a flag. Lydia and I hugged. By Murphy's Law my camera batteries failed, it was freezing and I kept telling myself that we ought to be heading down knowing that we will have to battle lines of people on very exposed sections without being clipped on the rope. On the way down we were told of a fatal accident involving a Sherpa falling some 2000m down during fixing of Lhotse. We saw imprints in the snow of a falling body culminating in a crevasse. A tragic reminder of the risks one takes here.

For the last summit on the Explorers Grand Slam record journey - a beautiful and harsh Denali - I picked the Cassin Ridge, one of the most challenging routes on this mountain. A classic for serious alpinists with its 39 pitches on the highest wall in North America. The difficulty of this rarely attempted route lies in its long and treacherous



approach through the aptly named 'Valley of Death', steepness and variety of climbing terrain amidst highly unpredictable weather.


On the first day of the climb, we did ten pitches of 80 degrees steep ice in a beautiful gully called Japanese couloir, traversed 1,000 feet on the heavily corniced and steep Knife-Edge ridge and rolled into our bivy site under the Hanging Glacier at 3 o'clock in the morning. Every foot needed to be protected with pickets or ice screws. That made our

progress slow and belays cold as we took turns to lead the pitches. All three of us felt shattered at different points of

the journey but as a team we came out strongly. At 4 am that day we were still melting snow for rehydration, eating freeze-dried spaghetti followed by a three hour slumber. By 10 am we were at it again with another 12 hour day.

In preparation for this final leg of my journey, I had my children write inspirational messages on my gear with Sharpie Extreme Permanent Markers. I knew their messages wouldn't fade no matter what conditions I faced on Denali because Sharpie Extreme's high-contrast ink resists fading even when faced with challenging conditions, like harsh UV rays, snow, rain and mud. While on Denali, the hardest journey of the Explorers Grand Slam, was without a question their messages. My daughter's message 'I love you mommy because you are strong!' helped me weather snow storms and stand against the bashing of ice and rock to help me make those last steps towards the summit.

By the time I set a female world record in Explorers Grand Slam on the summit of Denali on June 11, 2016, I spent over 100 days in a tent, completed 3 weeks of skiing to the North and South Poles at -40C weather and went through a huge cardboard box of freeze-dried meals. It was a journey of a lifetime for someone who was not athletic in her youth with a hope to inspire women of my generation to dare use the power of their grit to push for new frontiers – be that adventuring, career or personal quests – and for the girls and younger women – much like my own daughter Freya – to use mountaineering as a venue of developing leadership, perseverance and the ability to meet a challenge. **AW**





A Long Way Down

by Alex Mucadum & Troy Farrar



**“IT’S ALL TO DO
WITH THE
TRAINING: YOU
CAN DO A LOT IF
YOU ARE
PROPERLY
TRAINED.”**

QUEEN ELIZABETH II



Shayler & Shayler

www.shaylerandshayler.com

Official Training partner for USARA

Pedro Oliva's goal of conquering the 82 foot high Juruena Waterfall in the Amazon rainforest of Brazil began 5 years ago, but as he approached the drop on that fateful day he turned back too afraid to make the attempt due to the waterfall's colossal power. The defeat left him with a burning ambition to return and one day successfully conquer the descent of Juruena Falls. Pedro commented, "You can have fears in your life, Juruena for me represents these fears. Five years ago I saw the waterfall and it was too strong for me at that time." The Juruena falls are situated in Brazil's third largest national park in the Mato Grosso region, a remote and unexplored area. Mato Grosso is known as the 'green hell' of the amazon forest, the last great blank space on earth. The remote location of Juruena makes the falls unknown and extremely dangerous as a result. But Pedro views Juruena in a different light, "It's a very special area,



totally different than any other place in the world." The adventure was inspired by Playstation's new series Conquer the Uncharted, to mark the release of the action adventure game Uncharted 4: A Thief's End. To celebrate the release of Uncharted 4, Playstation gave Pedro the opportunity to carry out his own uncharted adventure and he immediately thought of Juruena.



As a professional kayaker, Pedro Oliva has tackled some of the world's fiercest rivers and waterfalls. Pedro successfully descended the 127 foot Salto Belo Falls in Brazil, one of the longest kayak descents over a waterfall to date. In preparation for his descent of Juruena, Pedro sent a plastic barrel with an integrated GPS system down the falls to understand the water flow. Pedro observed how the barrel behaved in the fall and after the fall and then formulated



INTRODUCING THE ADVENTURE 180



RIDE WITH US

www.NITERIDER.com

1-800-466-8366

a plan for his descent. Pedro said: “My goal here is to face my fears; I’ve been chasing Juruena for a really long time. For me it’s the most powerful waterfall in my life.”

As kayaker Pedro Oliva hovered at the lip of the Juruena Waterfall everyone wondered if he would turn back again, overcome by the raw power of the waterfall. Pedro remained focused and relaxed as a sign of respect to the natural world he is encountering. “Before the drop, I have concentration, my mind is super-relaxed and my heart is calm. I do this because I have confidence in myself, because I think this is my mission. But it is actually the waterfall that has the control,” A beautiful rainbow arcs its way across Juruena Falls like a siren’s call beckoning Pedro to continue his quest of the falls. Suddenly he dropped off Juruena Falls’ edge into an area Pedro described as “the green hell of the Amazon.” Pedro remained calm

as he plummeted down the mighty falls, Juruena was Pedro’s personal nemesis and he was here to conquer that nemesis. The violent impact caused the kayaker’s boat to flip several times before the combined force of the drop and the water’s power ripped him out of the boat. Pedro’s empty kayak reappeared at the foot of the falls but Pedro wasn’t in it, causing alarm among the safety crew.

The suspense turned to joy and cheers as Pedro broke the surface and emerged from the powerful torrent.

Pedro successfully plunged over the violent falls, but then the water ripped him from his kayak like a rag doll. The impact was so violent that Pedro’s body was spun into multiple flips on his way down. Pedro commented, “When I hit the water it felt like a huge kick in the chest and then everything went





POPTICALS

POP-OUT SUNGLASSES



**PERFORMANCE MEETS
PORTABILITY**

**OFFICIAL SUNGLASSES SPONSOR
FOR USARA ADVENTURE RACE SERIES.**

Available in five introductory styles and 25 colors.

www.popticals.com



completely dark. In an instant I was about 30 feet under water and my eardrums almost burst, I felt a huge pain in my head and ears, I thought I had lost my hearing, it was crazy.” A joyous Pedro triumphantly held his kayak over head after his successful decent of Juruena Falls. “I’m so happy! I conquered my fears, that was my goal.” **AW**



TRUST ON THE TRAIL 

TRAIL FOOTWEAR SINCE 1964

WHAT'S HOLDING YOU BACK?

KRISSY MOEHL FOR VASQUE TRAIL RUNNING

 **@VASQUETRAILRUN**

 **VASQUE**

TRAIL RUNNING

USARA Adventure Race National Championship

by Hien Nguyen

“Guys, it’s back again,” Greg Watson texted us a couple weeks before the race. “I’ve got kidney stones, I’m gonna have to pull out. “Our resilient racer was shelved as he checked into the hospital twice in the last couple weeks. Nate and I went on understanding we would go as an unofficial two-man at the National Championships. We emailed the race director about our latest status, and he sent us a couple racers who were looking for teammates. A day later, Dr. Drake White of Illinois quickly emailed us, eagerly wanting to join, knowing full well the uncertainties that come with joining a team that he did not know. His team had also been on the unfortunate end of mishaps and had to disband entirely. As he modestly described himself and his nine years of adventure racing experience through email, we knew someone like him would be the key to getting us even further in the race. We were glad to get back into contention again and Team Canyoneros – EA Sports was once again an official team.

The night before the race, we gathered together at the host hotel, checked in, dropped our bikes and paddling gear off at the Start, grabbed food, and drove east towards to the Savannah River to sit in on the pre-race meeting. It was a mad scramble to get everything done on time, in so many different locations. Our packet of race documents included a page describing the order of the race, which gave us some clues on where and how the route would work.



This was great because last year I did not have a good grasp of the general race route until the race was done with - I just didn't have enough time to plot and develop the plan during the morning.

This year, we had a great plan of attack for plotting the map that morning. Nate called out the UTM coordinates, Drake quickly plotted the check points and confirmed map feature with Nate's clue sheet, as I developed the route. It worked very efficiently.

The morning was crisp and cool. We had a prologue that carried us to 12 golf course holes. Since we were in Augusta, GA, a city that hosts the Master's Golf tournament each spring, I envisioned clear cut tree lines and a well manicured turf, just like the map illustrated. Nope, what we ran into was a seemingly abandoned and overgrown low budget golf course. I later realized it was a disc golf course that ran through the woods of the state park which made more sense. The chaos of 60 teams running all over the place, combined with the fact that the map was not oriented North confused me a little and caused me to miss the first check point I wanted to nail. Anyways, once we found our first point, the rest were easy and quick going.

As we transitioned into canoeing, Drake took navigation in the center, as he claimed that was his strongest discipline (although Nate and I point to his biking ability, hands down).

It was a beautiful paddle and the splash of the water was quite invigorating. Nate and I were conditioned in 100



degree weather down in Orlando, FL, so this 60 degree morning was an energizing treat. The red-tinged islands contrasted with the lush green trees as we passed them. Some of the shores had this dry and cracked ground to them that resembled a desert. Others had a rocky seashell-strewn floor with a hint of ocean smell. The variety of environments we ran across was truly scenic.

Once we finished this water section and paddled back to the boat launch, it was time to bike and collect three check points. I took nav back over. The route had us going through technical biking sections, paved road, 4x4 dirt trails, acres of fallen trees, bike whacks through forestry, sideways/rocky single single track--you name it, it had it. We even had a country pitbull dog chase us for a good mile and a half. He was persistent and just as fast as us on on bike!

Nightfall came as we transitioned again to foot. The race had a whopping nine transitions. I suspected with Drake's experience and the brains of a doctor (he is a doctor and surgeon), I had to hand him the navigation for this part. He traversed the land like a mountaineer as Nate and I backed him up on the technicals. Coming from Florida, land of the flat, Nate and I relied more on the brute force of a straight bushwhack as our bread and butter. This worked pretty well until we headed from Check Point 17 to 16, which we attempted a straight 650m bushwhack. The forest was thick, viney, and laced with thorns. We couldn't go straight. It was going to be a miracle to hit on first try. Sure enough, we didn't intersect it, so we ended up bailing out on the road and shooting back in from the lowest point of the road.



As we gathered the eastern check points, Drake was getting confident on our sharpshooting ability, and we were very confident in his topographic reading of the map and land in the night. It was a profound synergy that



fueled the rest of the orienteering sections as two navigation techniques fused together to become a greater one.

Once we cleared the six orienteering check points, we swapped to bikes and progressed east on the Bartram Trail. This trail was voted to be the most fun part of the race. The single track was fast and flowing, and did not force us on any hike-a-bikes. Earlier in the race, Nate was having some difficulty with the really technical sections on bike, but now he roared to life and led the charge into the next transition area in South Carolina. What? You thought nationals was just held in one state? Nope, we raced across two states! That's right. It was just pure enjoyment... until I made the biggest blunder of our race while in control of navigation. I totally overlooked Check Point 22! We had to backtrack and lose 37min.

FOR THE OUTDOOR ENTHUSIAST



HIKER

For enhanced comfort
and stability



WOOL

For insulation and
temperature regulation



HIKING BOOTS // TRAIL RUNNING SHOES // SKI BOOTS // SNOW BOOTS

Journey[®] insoles were designed specifically for use on rugged terrain. The unique designs stabilize the foot along uneven surfaces and provide long-lasting comfort while hiking, walking and running. Motion control, along with targeted cushioning, helps absorb shock at impact to reduce stress on the feet, ankles and other joints. Versatile styling fits in a variety of trail running shoes, hiking boots, and ski and snow boots. So go ahead and take that journey...we'll support you every step of the way.



1-888-237-3668 | www.powerstep.com

Official Insole and Sponsor of the



Across the border below Clarks Hill Dam, we had another orienteering section, which I gladly handed the maps back to Drake. We knew this would be the toughest section of the race on a navigational basis.

I recall how hairy the marsh was leading over to Check Point P26 as he chose to start off by following the power lines. Looking down into the entrance of this unknown path from the road, it was like a giant ditch that led into the dark abyss. You couldn't tell if you were going to sink into the murky marsh, overgrown with tall wild plants. But we followed him in, carefully prodding our legs in between any open gaps of invasive thorny bush. The grassy marsh below got more and more wet as I braced for a nasty swamp whack.



Within a couple hundred meters, the ground started rising again and we were back on dry grounds, albeit still overgrown with vegetation. As soon as Drake identified the high point along the power lines, we shot in and out for the check point. We continued to rely on each other's strengths to navigate this slowly, steadily, and most importantly, accurately. At times we were on our hands and knees, bushwhacking through tough, entangled brush.



In the morning, right before dawn, our final paddling section started. It was still pitch dark and the water was smooth as glass. There was no sound to be heard except our paddles stirring the water. We were paddling down the Savannah River, the natural border between Georgia and South Carolina. Ten kilometers away, our first check point was to be found. I estimated we were going about 8 min per km and set our stopwatch for an hour and twenty to measure distance. It was monotony at its finest. It was that part of the race where no one spoke, as we tried hard to fight off sleep. This paddling leg was going to be perceptibly long.



Got Poison Ivy? Get Zanafel. It Works.

Zanafel[®] gets at the cause of the problem by removing the poison ivy, oak or sumac toxin (urushiol) from the skin ANYTIME after outbreak of the rash while relieving the itching within 30 seconds.

- The use of Zanafel allows the poison ivy, oak or sumac affected individual to return to normal activities sooner, in an itch-free and healing state.
- Zanafel will help people heal quicker and avoid the side effects associated with steroids and sedating antihistamines.
- Zanafel is also extremely effective for pain and itch associated with:
 - Mosquito and Chigger Bites
 - Bee, Wasp and Hornet Stings
 - Fire Ant and Black Ant Bites
 - Other Insect Bites and Stings
- Zanafel is available through chain and independent pharmacies.



Welcome to Zanafel!

ZANFEL 

For more information call 800-401-4002
or visit www.zanafel.com

As the sun cracked over the horizon and wet the canvas of the sky with her first brush strokes of saturated orange and navy blue, we slowly woke back up. I looked down at my stop watch and it showed only thirty minutes. We passed the time reminiscing on memorable races as we absorbed the serenity of the view. The end of the tree line to our left kept extending further and we could never reach the apex. Did I mention this paddle was long? It didn't help that our canoe had a strong tendency to veer to the left, which caused us to zigzag the entire way.

I didn't think my estimates were going to be exact across such a long length of distance, but at exactly an hour and twenty later, we found our first check point, which was under an outstanding bridge. The rest of the check points went by more interestingly. One was after a tight narrow channel, stashed deeply away in a bog; another was on a dam, and the last was at the transition area.

We had plenty of time left to finish the final bike leg of the race. I took nav again as Drake led the team and blasted down the Seaboard Coast Line at warp speed to find three Check Points. One check point was under a bridge, the other was in a technical biking trail, and the third was on a bridge of a dam. The last check point was quite



tricky, as I had a really tough time figuring out the topo map compared to reality. Luckily Nate spotted another team up at the top of the dam, which we thought we would try. The scent was strong as Nate continued to sniff his way towards the check point. It was indeed there.

Drake again, spooled up the turbo and unleashed afterburners as we thundered back to the finish line. My quads were on fire but they kept revving at redline like Formula One pistons. We finished the race clocking over 96km of distance on biking alone.



We crossed the finish line in 26hrs and 12min, third in the Open Division and 18th out of 60 teams overall, beating our last year's performance by a significant margin. It was great to see seven other Florida teams representing out there, many of whom we have raced with before. We had a blast racing with Drake and learned a lot from him. He also had a lot of shout-outs coming from people in his neck of the country. From that, I got this vibe that he was highly regarded as Yoda over there.



After we concluded our race, a team came stumbling in with a missing derailleur and chain. Like a big family, Drake graciously loaned them his own personal bike to finish their race. **AW**



THE GROUNDBREAKING
LIFESTRAW STEEL

ADVANCED TWO-STAGE WATER FILTER

LIFESTRAW.COM | 1-888-451-6752

LifeStraw 
STEEL WATER FILTER

- > Filters 1,000 liters (254 gallons)
- > Removes 99.9999% bacteria
- > Removes 99.9% protozoa
- > Reduces chemicals & pesticides



Peak Performer



Adventure World magazine

WINTER 2017

electronics

Aftershokz Trekz Titanium

The Aftershokz Trekz Titanium is a unique new wireless headphone that uses bone conduction allowing your ear to remain unblocked so you can hear ambient sounds. The music is delivered through your cheek bones keeping you in a safe & aware mode during use. The flexible, light weight Trekz Titanium's are comfortable, sweat proof & safe. Aftershokz uses blue tooth technology and the Trekz lithium ion battery can last up to 6 hours on a single charge. The Trekz also include a noise canceling mic and a 2 year warranty. Keep safe with the Trekz Titanium! www.aftershokz.com



Voice Booster 2300

The Voice Booster 2300 is a light weight, compact and ultra-portable 20 watt PA system. The 2300 is about the size of a paperback book, but has enough power to be heard over 100 yards away. The Voice Booster can be hung around your neck using the included shoulder strap for portability and the rechargeable Lithium batteries provide 10-15 hours of continuous use. Featuring 2 input ports the 2300 can be used as a speaker for your MP3 player. Perfect for presentations, special events, tour guides, back yard parties or performers the AK 2300 will insure your voice is heard. www.Voicebooster.com

for the body

Darn Tough Hiker 1/4 Sock Cushion

The Darn Tough Hikers are a sturdy & comfortable sock that will protect your feet in any conditions. The bottom of the foot cushioning protects your feet from sharp & uneven surfaces and the Merino wool will keep you blister free in wet or dry conditions. The breathable Hiker's stay cool in the summer and warm in the winter making them an all-around champion. Guaranteed for life you will not find a tougher or more comfortable sock. www.darntough.com



Popticals Popstars

Popticals are a unique new eyewear company featuring high end sunglasses that fold up into a tiny portable hard case. Popticals are compact & protected when not in use and in a few seconds can be deployed to provide eye protection. The Popstars feature scratch & impact resistant Zeiss lenses that filter out 100% of harmful UVA & UVB rays. Available in multiple color combinations, the Popstars are the perfect combination of style & function. Pop on a pair of Popticals and you'll be wondering how you ever lived without these compact storing awesome performing sun glasses. www.popticals.com



Volt Heated Fleece Gloves

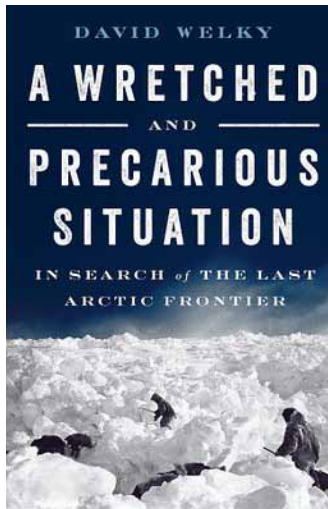
The Volt heated fleece gloves are waterproof and breathable to keep your hands bone dry on those nasty days. The Volt gloves provide awesome heated coverage to both sides of your hand as well as down each finger to keep your hands nice & toasty. The 4 level adjustable heating will last from 2 – 8 hours depending upon the setting and the gloves come with 2 lithium batteries and a dual charger so you can charge both batteries at the same time. The fleece interior provides a soft comfortable fit and the leather tipped fingers provide a great grip. Volt has merged style with function in their heated fleece glove and when you slip on a pair, you can count on looking great while keeping your hands warm & happy no matter what Mother Nature throws your way. www.voltheat.com



Heat Holder Thermal Socks

Heat Holders specially designed thermal yarn with extra-long loops & special brushing traps warm air providing a sock that is 7 times warmer than cotton. The Heat Holders are super soft on the inside providing a comfortable & warm fit that last all day long. Heat Holders boast that they are the warmest & softest thermal sock pretty much says it all. www.heatholders.com





A Wretched and Precarious Situation by David Welky

In 1906, from atop a snow-swept hill in the ice fields northwest of Greenland, Commander Robert E. Peary spotted a line of mysterious peaks looming in the distance. He called this unexplored realm “Crocker Land.” Scientists and explorers agreed that the world-famous explorer had discovered a new continent rising from the frozen Arctic Ocean. Several years later, two of Peary’s disciples assembled a team of amateur adventurers to investigate. What followed was a sequence of events that none of the explorers could have imagined. Trapped in a true-life adventure story, the men endured howling blizzards, unearthly cold, food shortages, isolation, a fatal boating accident, a drunken sea captain, disease, dissension, and a horrific crime. But the team pushed on through every obstacle, driven forward by the mystery of Crocker Land and faint hopes that they someday would make it home. A remarkable true story of adventure, betrayal, and survival set in one of the world’s most inhospitable places. www.wwnorton.com



Kettle & Fire Bone Broth

Kettle & Fire Bone Broth contains many key amino acids and proteins such as collagen, gelatin, glycine and proline to name a few, that aid in recovery, strengthen joints and improve skin and digestive health. Kettle & Fire is the only company that makes fresh bone broth the traditional way. Kettle & Fire slow-simmers each batch of their bone broth for 20+ hours and they only use organic ingredients and bones from 100% certified grass-fed, grass-finished cattle. Most customers drink 8 oz in the morning to receive all the benefits available from Kettle & Fire Bone Broth. www.kettleandfire.com

The Right Stuff


The Right Stuff is a NASA developed electrolyte drink additive that will replenish your electrolyte levels no matter how hard you are working. The Right Stuff is clinically shown to be the most effective hydration formula for astronauts as well as us mere earthlings. The key is the absence of sugars & carbs which allow the Right Stuff to enter your bloodstream more rapidly than other sports drinks and the results are less cramping & muscle fatigue, better thermo regulation and increased endurance. Just dump a pouch into 16-24 ounces of water or other training beverage and start reaping the benefits. Appropriately named, the Right Stuff is the right stuff for your next workout. www.therightstuff-usa.com



for the campsite

North Face Homestead Roomy 2 Tent

The easy to pitch North Face Homestead Roomy 2 Tent provides 50% more room than a typical 2 person tent making it the perfect choice for the first time camper or the experienced outdoorsman. This tent features all of the creature comforts such as two doors, a vestibule, side night stand pockets, Velcro lantern loop, internal dry lines and gobs of head room. Large mesh windows provide plenty of ventilation and the included rain fly will keep you dry on those wet outings. Weighing in at 6 lbs 2 oz the Homestead Roomy 2 Tent is perfect for medium hiking distance camping trips and the extra room will be greatly appreciated when you are stuck in the tent due to bad weather. www.thenorthface.com



UCO Stakelight

The UCO Stakelight is a handy and fun camping accessory that will light up your campsite! The UCO Stakelights make it easy to find your tent in the middle of the night and they have a strobe feature for maximum visibility. The durable aluminum Stakelights are water resistant and the LED lights will run 10 hours on a single AAA battery or 24 hours on strobe mode. Available in single, 2 & 4 packs, make sure you have enough Stakelights to create some fun projects such as a lighted runway leading to your tents entrance. www.ucogear.com



Sea to Summit Comfort Plus Mat

The Sea to Summit Comfort Plus Mat utilizes dual overlapping air sprung cells to provide a super comfortable camping mat. Sea to Summit accomplishes this through the use of air sprung cells which allows each cell to adjust without effecting the adjacent cell. The top & bottom air cell layers can be independently adjusted using the handy multi-function valve which also provides for rapid inflation & deflation. The independent layers also provide a redundant backup should 1 layer get punctured during a trip. Available in a roomy rectangular or traditional tapered shape with or without insulation, the Sea to Summit Comfort Plus Mat will have you sleeping like you are in your own bed no matter how rough the terrain is under your mat. www.seatosummit.com

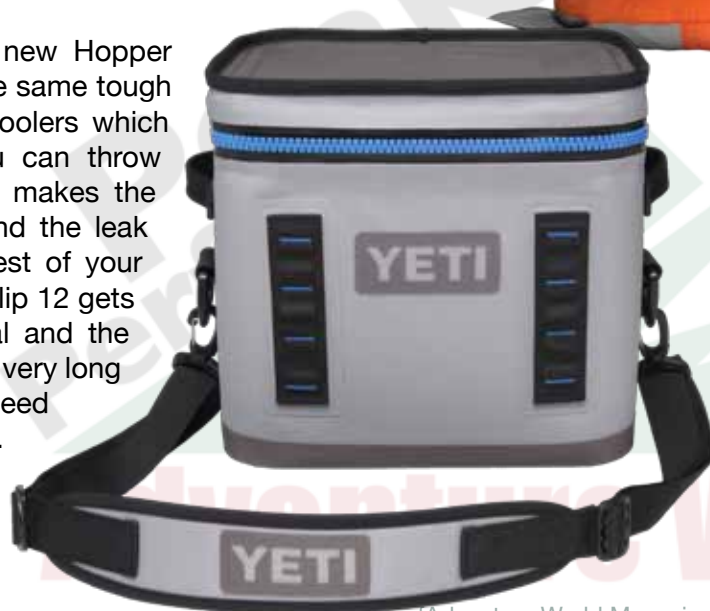
Sea to Summit Airstream Pumpsack

The Sea to Summit Airstream Pumpsack is a combination 20 liter dry sack and sleeping pad pump all in one. Just connect the concealed pump attachment to you mat, fill the sack with 1 breath of air and roll the sack to fill your sleeping pad. When you break down camp, pack your sleeping pad into the Airstream Pumpsack until your next adventure! www.seatosummit.com



Yeti Hopper Flip 12

Yeti continues to innovate with the new Hopper Flip 12. The Hopper Flip 12 boasts the same tough DryHide shell as the other Hopper coolers which can take just about any abuse you can throw its way. The wide mouthed opening makes the Hopper 12 easy to load & unload and the leak proof HydroLok zipper insures the rest of your gear will stay dry even if the Hopper Flip 12 gets turned over. Great looking, functional and the ability to keep you groceries cold for a very long time are just a few reasons why you need to get yourself a Yeti Hopper Flip 12. www.yeti.com



DETER! Natural Outdoor Skin Protection

Proven Long Lasting Deterrent



Insect Repellents

Sunscreens

Lip Balms

And More!

855-310-9462 | www.deteroutdoor.com



ENO Billow Air Lounge

The ENO Billow Air Lounge is a quirky easy to set up inflatable hammock or couch that is perfect for your next outing. Lay down hammock style for a relaxing concert or snuggle up with your sweetheart on the ENO Billow at your next campout. The Billow packs down into the included stuff sack, has a 400 pound capacity, and comes with a patch kit & 2 tent stakes. Known for their great hammocks, ENO is now providing the coolest unsuspected option on the planet. www.eaglesnestoutfittersinc.com



SlothSak Chair

The UST SlothSak Chair is a unique portable anywhere chair that packs down small enough to take along on most outings. Hike to your next campsite, then pull out your SlothSak and fill with air and you are ready to relax in this ultra-comfortable, easy to clean ripstop nylon chair. The SlothSak has a 300 pound capacity, features a tie down to keep it from blowing away and comes with a stuff sack. Perfect for camping trips, tailgating, or just hanging out with friends the SlothSak Chair will become your go to take along chair. www.ustbrands.com



Helinox Chair Zero

The Helinox Chair Zero is a lightweight & compact camp chair that is great for concerts, sports events & tailgating. The one pound Chair Zero packs down to the size of a rolled up newspaper in the included stuff sack and the shock corded pole frame assembles in around 30 seconds. Great for kids or adults, the Chair Zero has a weight capacity of 265 pounds. The Helinox Chair Zero is small & light enough that it only makes sense to take it along on your next outing. www.helinoxstore.com



It's time for some Gravel Grinding and Lawrence, Kansas is the place!

There is a category for everyone: from high school to those who are a little longer in the tooth. USECF Gravel Grinder National Championship jerseys will be awarded to winners in each category!

See what you are made of as you race across a challenging and scenic course as part of the USECF Gravel Grinder National Championship.



WWW.USECF.COM





SIC Seriously Ice Cold 30 oz Tumbler

The SIC 30 ounce tumbler will keep your drink cold for 24 hours or hot for 18 hours. SIC uses an 18/8 stainless steel double walled design to protect your drink & your hand from any temperature transfers. Available in 2 sizes and multiple colors the SIC tumbler features a lifetime warranty and is the perfect accessory to your empty hand. www.siccups.com

Bugs Gear Ukulele

Bugs Gear has solved the problem of your Uke taking up too much room in a hard travel case and getting dinged or even worse broken with their travel friendly Aquele. The durable ABS polymer Aquele has a great soprano tone and can withstand the rigors of your next adventure so you can keep strumming no matter where you are. So grab the water resistant, bomb proof Bugs Gear Ukulele and forget your troubles while you get your uke on. www.bugsgearukulele.com

Kala Satin Mahogany Ukulele

The Satin Mahogany series is Kala Ukulele's flagship series and has been popular for over 10 years. The mahogany body provides a full & rich sound to this soprano ukulele and the rosewood fingerboard gives the ukulele a stylish contrast. The inlaid Hawaiian Islands add a touch of history, now all you need to do is pick one up to start making your own history. Perfect for kids or adults the Kala Ukulele will add some fun to your next outing. www.kalabrand.com



for the roadtrip

Granite Gear Cross Trek 22

The Granite Gear Cross Trek 22 wheeled carry on duffel is the perfect travel partner for those short business trips or weekend adventures. The hidden load absorbing shoulder harness & padded hip belt insure your progress even when you come across stairs or rough terrain. This 8 pound bag is loaded with features such as a durable water resistant outer material, padded grab handles, zippered front pocket, an expandable bottom compartment, zippered divider curtain, 4 external & 2 internal compression straps and 53 liters of space.

The Granite Gear Cross Trek 22 is the perfect companion for your next adventure.

www.granitegear.com



Club Ride Go West

The Club Ride Go West does not sacrifice style for function and is appropriate for a casual lunch or a late night of painting the town red, wait make that green! The light weight, quick drying material wicks away moisture while providing 30 UPF protection. Dual zippered rear pockets make this the perfect choice for a quick spin on the bike and reflective accents will keep you safe at night. The strategically placed underarm and side panel mesh help keep you cool and the snap buttons keep you cool in a different way. The Club Ride Go West is the perfect shirt for looking good during just about any activity. www.clubrideapparel.com



Club Ride Protocol

The Club Ride Protocol is the perfect travel shirt for your next adventure. Bring on the rain or bring on the Sun because the lightweight stretch material wicks away moisture and provides 30 UPF sun protection. There is a hidden side zippered pocket with a media port to keep you connected and a front zippered pocket for any other goodies. Underarm mesh panels will keep you cool, reflective accents will keep you safe and the great looking Protocol with snap buttons just might help you find a little trouble. Whether you are packing for your next outrageous adventure or headed to the local greasy spoon, the Club Ride Protocol will help you get there looking great. www.clubrideapparel.com





for the bike

Orange Seal Tubeless Tire Sealant

Orange Seal Tubeless Tire Sealant is a lightweight, eco-friendly sealant that will seal tire punctures up to 1/4 inch. Orange Seal's secret sauce is a combination of long life premium latex and multi sized nanites that team up and quickly seal any punctures you acquire while riding, even at extreme temperatures & altitudes. Get yourself some Orange Seal and spend your time in the saddle instead of repairing flats! www.orangesealcyling.com



Blackburn Chamber HV Floor Pump

The Blackburn Chamber HV Floor Pump is a heavy duty, high volume floor pump made specifically for mountain bikers. The oversized barrel allows you to move lots of air & achieve precise pressures and the huge 4 inch dial is easy to read even if you are long in the tooth. The Chamber HV also features a long 47 inch hose making it easy to access bikes on your car rack, an integrated hose keeper and a convenient any valve pump head that works on presta, schrader or dunlop valves. Blackburn rounded out the pump with a cool camo design and a built in bottle opener making the Chamber HV the perfect floor pump for any mountain biker. www.blackburndesign.com

SKIN IN THE RACE?



Be Chafe & Blister Free!

Adventure Racing is thrilling, challenging, fun-filled
- through water and mud, shredding,
rappelling, ripping and more.
You can do it chafe free
and blister free!

YOU GOT THIS®

**body
glide®**
PROTECTIVE
SKINCARE

PROUD SPONSOR OF
USARA
UNITED STATES ADVENTURE
RACING ASSOCIATION

shooting sports



Megaboom Stainless Steel Supersonic Target System

The Megaboom Stainless Steel Supersonic Target System is a simple idea that will provide you with hours of great fun. Just screw on a 1 or 2 liter plastic soda bottle, pump up with air using a bicycle pump, shoot the bottle and get ready for your Megaboom! The Megaboom can be used with arrows, pellets or bullets and by adding a little flour into the bottle you will produce a megacloud as well. The 14 gauge stainless steel base is heartily constructed and should provide years of Megaboom entertainment.

www.doalldoors.com

Megaboom Small Bottle Adapter & Blast Shield

I highly recommend purchasing the small bottle adapter which allows you to attach small mouthed, thin walled water bottles to your Megaboom system as these bottles seem to be the most prevalent around the house. I also recommend purchasing the Mini Blast Plate to protect your Megaboom system from accidental destruction by errant shots. The heavy duty 1/4" steel plate will insure that a misplaced shot will not prematurely end your day of Megaboom entertainment.

www.doalldoors.com



Howard Leight Impact Sport Earmuff

The Howard Leight Impact Sport Earmuff is a compact and durable earmuff that is loaded with features. The water resistant earmuff has a 22 NRR rating and includes a single power & volume control, an automatic shutoff after 4 hours to conserve battery life, a 3 x amplifier that automatically shuts off loud impulse noises such as gunshots and an auxiliary jack for MP3 players. The low profile Howard Leight Impact Sport Earmuffs will last up to 350 hours on a pair of AAA batteries and fold up for compact storage in your range bag making them the perfect choice for the serious shooter.

www.howardleight.com





IF YOU'RE OUT THERE, WE'RE WITH YOU.™



Still Made In
VERMONT USA
GUARANTEED FOR LIFE
#DarnTough

Proud Sponsor of the USARA National Championships

Product Reviews

WINTER 2017

Hyskore Dual Damper Shooting & Sighting Rest

The Hyskore Dual Damper Shooting & Sighting Rest is a precision sighting tool that will help you achieve the perfect zero on your rifles.


The rest was designed to provide maximum repeatability by removing any user error in the shooting process.

Hyskore employs dual N20 compression dampers that progressively absorb the recoil on a range of calibers from 223-338 Winchester Magnums.

The windage & elevation can be adjusted using either hand and the rest comes with a remote hydraulic trigger release that insures maximum repeatability in the sighting in process. A must

have item for every serious shooter, Hyskore has developed the most precise rest on the market that will ensure your gun, optic & ammunition are dialed in to their maximum capability.

www.hyskore.com



BRAVING THE COLD?


Yaktrax® Warmers are a welcome source of heat for any situation. Once exposed to oxygen in the air they work quickly, providing several hours of steady warmth. They are the choice of outdoor enthusiasts, athletes, adventurers, and spectators. Whatever you do outdoors, don't let cold slow you down.




YAKTRAX®
Warmers

Share how Yaktrax® helps you **#conquerwinter**

facebook.com / yaktrax 

twitter.com / yaktrax 

instagram.com / yaktraxtraction 

Peak Performer

ThermaCELL Proflex Heated Insoles

The ThermaCELL Proflex Heated insoles will keep your feet warm in the coldest conditions while being comfortable enough to wear all day. The removable, USB rechargeable Lithium-ion batteries will provide up to 5 hours of heat and extra battery packs can be purchased if you need them to perform for a longer duration. The wireless remote allows you to adjust between 3 settings with the maximum being 111 degrees, which will keep your feet nice and toasty without getting them too hot & sweaty. The water resistant, size specific Proflex insoles can be trimmed to fit your shoe perfectly and are a great solution for cold feet at work, while hunting or at sporting events. www.heat.thermacell.com



ThermaCELL Heat Packs Rechargeable Hand Warmers

ThermaCELL Heat Packs Rechargeable Hand Warmers are compact, water resistant warmers that can be used for a host of applications. The rechargeable Lithium-ion batteries provide up to 6 hours of use with 3 different temperature settings providing a maximum of 116 degrees of warmth. The set include a USB charger that can charge both warmers in less than 4 hours. Use the ThermaCELL rechargeable hand warmers in gloves, jacket pockets, hats, pants or anywhere else that gets cold and enjoy the relieving heat for hours. www.heat.thermacell.com



Sitka Dewpoint Jacket

The Sitka Dewpoint Jacket is a minimalist jacket that performs at a maximum level. The Dewpoint is packed full of features like the dual waterproof zippered hand and chest pockets, an interior stash pocket, pit zips to control temperature, Velcro cuff closures and an articulated hood that can be cinched snugly around your head or stowed in the zippered collar when not in use. The 13.58 oz GORE-TEX Sitka jacket is waterproof, breathable and ultra-light weight – it actually packs into a chest pocket making the Dewpoint a jacket that should always be included in your mandatory gear. www.sitkagear.com



Sitka Dewpoint Pant

The Sitka Dewpoint pant is the perfect companion for the Dewpoint Jacket. Weighing in at 10.9 oz the light weight abrasion resistant Goretex pants feature an articulated design for comfort, full length water proof leg zippers and an included low profile belt. Light enough to carry along on just about any excursion, the Sitka Dewpoint Pant will insure that you are covered on those wet and windy days. www.sitkagear.com



LimbSaver AirTech Slip on Recoil Pad

Limbsaver has taken their ultra-comfortable AirTech Recoil Pad and produced an easy to use slip on version. The AirTech Slip On Pad uses atmospheric chambers to significantly reduce felt recoil through uniform energy dissipation and to improve follow up shots by keeping your firearm on target. Just slip the pad onto your rifle or shotgun and start enjoying the effects of the Airtech. Perfect for women, kids or any shooter who puts more than 10 rounds per year through their firearm the Limbsaver Airtech slip on recoil pad is a game changer and removes one of the biggest negative factors in shooting – recoil.

www.limbsaver.com



LimbSaver Tactical Snap-On Recoil Pad

The LimbSaver Tactical Snap-On Recoil Pad installs in 5 seconds but provides a lifetime of reduced felt recoil – up to a 50% reduction! Just snap the LimbSaver recoil pad onto your AR-15 / M4 stock and start enjoying the effects of reduced felt recoil along with reduced muzzle jump. The LimbSaver will improve your accuracy & stability by keeping you on target for that follow up shot while eliminating the sore shoulder experienced after a prolonged session at the range. This durable, made in the USA recoil pad is a must have accessory for any AR-15 owner. www.limbsaver.com



LimbSaver Special Weapons Tactical Sling

The LimbSaver Special Weapons Tactical Sling was designed by the same guys who are saving our shoulders with their excellent recoil pads. The light weight made in the USA tactical sling distributes the weight of your firearm over a large area eliminating pressure points and reducing shoulder fatigue or soreness even after a long day of use. The LimbSaver Special Weapons Tactical Sling can be used as a single or dual point sling and can be reconfigured using the dual quick connectors in seconds. The fully adjustable LimbSaver harness features a vented strap to keep it cool and a quick release harness system in case your firearm gets hung up or needs to be removed quickly. Great for close quarter tactical situations or those long humps the LimbSaver Special Weapons Tactical Sling will be your special shoulder saver and a greatly appreciated upgrade to your rifle. www.limbsaver.com



Peak Performer



Muck Boot Company Wetland

The Muck Boot Company Wetland is your go to boot for wet, cold or muddy conditions. The Wetland features a diamond tread which provides great traction in sloppy conditions and the tread actually sheds mud as you walk. The 5mm flexible & waterproof neoprene bootie fits snug around the calf which holds in warmth and can be rolled down to release heat during those warmer outings. The Wetland is the perfect boot for just about any outing and will keep your feet warm & dry no matter how nasty Mother Nature decides to get. www.muckbootcompany.com

My Topo

My Topo offers custom printed maps for the hiker, hunter, event producer, land owner or vacationer who wants to explore their area. There are multiple formats to choose from including topographic, aerial, public land, public hunting and private land boundary maps. Available on water proof paper or laminated, you can customize your map by adding trails, USGS quads, roads or just about anything else you desire or you can choose a stock map and My Topo will print and deliver your custom map in a jiffy. My Topo is you one stop shop for the best custom maps available. www.mytopo.com



Tenzing TC1500v

The Tenzing TC1500 is billed as the ultimate stand pack but we think it should be renamed the “we thought of everything” because that is exactly what Tenzing has done with this pack. The lightweight 1500 cubic inch pack features a large main compartment with a hydration sleeve and integrated rain cover, a secondary compartment with multiple pockets & sleeves and tons of exterior compression straps, gear loops and cinch cords for lashing down just about anything you need. Dual mesh pockets hold water bottles or an arrow quiver, a foldout boot makes it easy to attach a rifle or bow for long hikes and the soft TRICOT material make this pack ninja silent when brushing against limbs in the woods. Add a comfort stretch waist band, padded hip panels and a breathable mesh back pad and Tenzing’s “we thought of everything” pack just included user’s comfort to the list. You can’t go wrong with this pack and we expect you will get years of enjoyment from Tenzing’s TC1500. www.tenzingoutdoors.com

Product Reviews

WINTER 2017



Kryptek Aegis Extreme Jacket

The Kryptek Aegis Extreme Jacket is a breathable, waterproof jacket that will keep you protected in the harshest conditions. Kryptek utilizes Primaloft insulation to provide plenty of warmth even in extended cold, wet & windy conditions. The durable brushed micro tricot makes the Aegis stealthy quiet even when scraping against tree branches and the waterproof zippers ensure the interior stays bone dry in wet weather. Featuring dual hand pockets, a chest pocket, pit zips and a cinchable & removable hood the Aegis provides plenty of storage options and usage configurations to meet the needs that changing weather creates. The Kryptek Aegis Extreme Jacket will become your go to cold weather jacket because you know that no matter what Mother Nature Throws your way, The Aegis will keep you toasty and focused on your objective. www.kryptek.com



Kryptek Cadog Pant

The Kryptek Cadog Pant is the perfect extension for the Aegis Extreme Jacket to protect your lower extremities from the elements. The fleece lined pants are ultra-warm and the articulated cut combined with the stretch fabric makes these pants comfortable in any position. The water resistant soft outer shell helps your movements stay ultra-quiet and the reinforced knees have pockets for removable knee pads. Featuring 2 front pockets and 8 zippered pockets the Cadog provides ample storage for all of your necessary accessories. Complete your cold weather set with the Cadog Pant & Aegis Extreme Jacket and you will be prepared to face the elements comfortably while you wait for that perfect shot. www.kryptek.com

Kryptek Premium Scoped Rifle Case

The Kryptek Premium Scoped Rifle Case is an easy-to-travel-with soft case which provides tough as nails hard case protection. Kryptek lays the foundation with a 1200 denier EVA molded lower shell and completes the case with a 900 denier water resistant upper shell. Thick micro fleece lined padding provides bomber protection and insures your rifle will be zeroed correctly when you reach your destination. Available in Typhon Black or Highlander Camo, the 48 inch case features an external zippered accessory pocket, dual lockable zippers, heavy duty padded carry handles and glove friendly easy grip zipper pulls. The Kryptek Premium Scoped Rifle Case will provide unparalleled protection and insure your rifle arrives in the same on target condition as when you began your journey. www.kryptek.com **AW**



The logo for mytopo, featuring the word "mytopo" in a lowercase, sans-serif font. The "y" is blue, and "topo" is dark blue. A stylized graphic of three curved lines in blue and yellow is positioned above the "o".

mytopo

A TRIMBLE COMPANY

A hand holding a red and black trail shoe over a topographic map. The shoe is positioned as if about to step on the map. The map shows contour lines and a river. The background is a blurred landscape with mountains and a sky with some dust or debris.

MAP
YOUR WAY

START WITH A GREAT MAP.

Get navigation-ready topographic and satellite maps.

Add helpful map layers too. Like:

- private & public land borders
- USFS roads & trails

Maps ship within 24 hours. MyTopo.com

10% Your next map order. Use
OFF Promo Code: **ADVRACER**

USARA Race Directors: Order race maps at
50% off. Call: [877-587-9004](tel:877-587-9004)



Wandering Around the Wonders of Aspen Colorado

By Troy Farrar

We recently took a family trip to Aspen Colorado and discovered a treasure trove of great family adventures in Aspen & the surrounding areas that are guaranteed to make a trip to Aspen a memorable experience.



Rafting on the Colorado

Rafting on the Colorado is a fun and beautiful experience that was one of our favorite memories from the trip. The Scenery is amazing and there are a host of outfitters that provide trips for all age groups & abilities. We were lucky enough to have our own private trip with some friends of ours who live in the area and own a raft.

Maroon Bells Hike

Rated as one of the most scenic hikes in the area the Maroon Bells are the most photographed peaks in North America. Ride the bus from Aspen to the park and enjoy the beauty of the area. The hike can be short & basic down to the lake surrounded by fields of wildflowers or longer and more adventurous which gives options for all ages & abilities.





BORN
to
**RIDE
MORE**



FOR THOSE OF US WHO LIVE TO RIDE MORE,
THERE IS NOW A TIRE SEALANT BUILT BY RIDERS
TO DO JUST THAT.

COME AND EXPERIENCE THE EVOLUTION OF TUBELESS • BORNTORIDEMORE.COM



Wandering the Wonders of

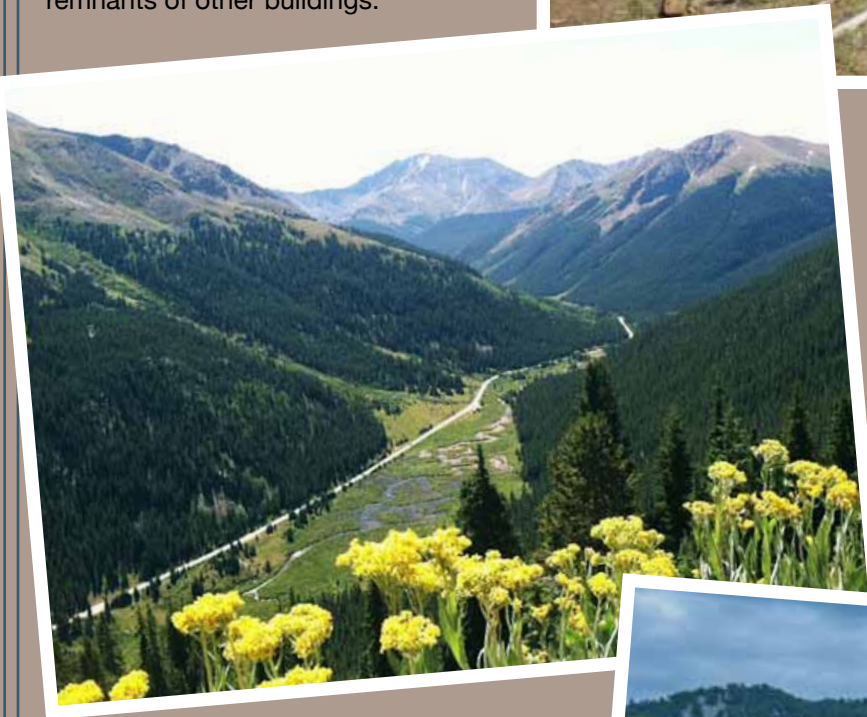
Independence Ghost Town

Located on the way to the Independence Pass, Independence Ghost Town is an interesting side trip. The mining town sprang up in the 1881 and had a population of over 300 with 40 businesses before a storm hit in the winter of 1899 cutting off supply routes. The miners dismantled their homes to make 75 pairs of skis and they escaped to Aspen, making light of their adventure by making it a race. You can still visit the stables, the general store and the remnants of other buildings.



Independence Pass

There is a beautiful view from 12,095 feet at Independence Pass, the highest paved pass on the Continental Divide. Enjoy the scenic walk at the pass for some great photographs or if you are feeling more adventurous, take the trail across the highway up the mountain. We found some great snow fields that quickly erupted into snowball fights and even some "Hillbilly Skiing" in our tennis shoes.

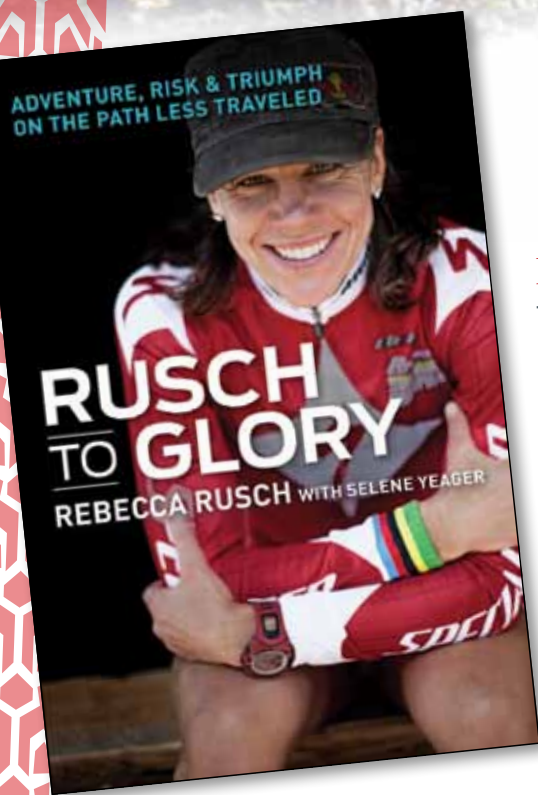


Glenwood Hot Springs

After a few days of hiking you will really enjoy the world's largest hot springs pool which was founded in 1888. Swim in the pool, take a soak in the extra hot therapy pool, ride the water slides or schedule a visit to the spa – if you want to relax Glenwood Hot Springs has it all. Enjoy a great selection of onsite dining and there is even a lodge located on site. Be sure to put Glenwood Hot Springs on your Aspen bucket list! www.hot springspool.com



QUEEN OF PAIN



REBECCA RUSCH IS THE QUEEN OF PAIN, relentlessly fast on her feet, on the water, or racing a bike. But before she became one of the world's great endurance athletes, she was a normal person like you and me—just tougher, more determined.


Climbing El Cap, trekking through Borneo, mountain climbing in Patagonia, navigating the rivers of Vietnam, racing bikes across the Andes—every challenge forced Rusch to reinvent herself and grow stronger.

RUSCH TO GLORY is set in the exotic locales and extreme conditions that forged an extraordinary athlete from ordinary roots. Known today as the Queen of Pain for her incredible perseverance against all odds, Rusch tells her story of transformation to inspire anyone to discover their own greatness.

 **velopress**[®]

AVAILABLE in bookstores, bike shops, and online. PREVIEW the book at velopress.com/rusch.

Aspen



Smuggler Mine

The Smuggler Mine is an interesting tour of a former silver mine that once yielded the world's largest silver nugget - 1840 pounds. The tour will expose you to the inner workings of Smuggler mining life from mining techniques, historical background & current operations. A thoroughly enjoyable and educational tour, I would highly recommend the Smuggler Mine tour. 970-925-2049

Farm to Table Tuesday

Ride the free gondola up to Elk Camp in Snowmass Village for Farm to Table Tuesday. Enjoy games, live music & great food while surrounded by the beauty of Snowmass. Don't miss the awesome scenery, great food & fun times at Farm to Table Tuesday.



Glenwood Cavern Adventure Park

Located on top of Iron Mountain overlooking Roaring Fork Valley, Glenwood Cavern Adventure Park provides a unique & fun filled adventure. There are lots of rides to enjoy – some even swing out over the valley adding an extra element of excitement! Take a cave tour, enjoy 4D theater rides & wild west performances, play laser tag & enjoy some great food at Glenwood Cavern Adventure Park. www.glenwoodcaverns.com

Brunelleschi's

The locals just call it Bruno's and it was our favorite restaurant in Aspen. Bruno's offers amazing Italian food in a fun atmosphere located in downtown Aspen. If you have little guys they can become little chefs and build their own pizza at Bruno's. Don't miss Bruno's – one of the local's favorite food & watering holes. www.zgpizza.com **AW**



USARA Adventure Race National Championship

Columbia County, Georgia: October 14 & 15, 2016



PRESENTED BY



Florida Sea to Sea	3/2/17	Crystal River, FL
LBL CHallenge	3/4/17	Hardin, KY
Physically Strong Adventure Race	3/18/17	Quincy, IL
Extreme Break Up	3/25/17	Milford, KS
The Breakdown	4/7/17	The Breaks, VA
Lightning Strikes Adventure Race	4/17/17	Mount Carroll, IL
Off Road Rage	4/22/17	Salina, KS
Shenandoah Epic Adventure Race	4/22/17	Front Royal, VA
Kulshan Quest	5/13/17	Bellingham, WA
MISSION Adventure Race	5/13/17	Columbus, IN
Blue Ridge Mountain 24 Hr	5/19/17	Blue Ridge, GA
Blue Ridge Mountain 8 Hr	5/19/17	Blue Ridge, GA
Olmitz Miner	5/20/17	Chariton, IA
Rib Mountain Adventure Challenge	5/27/17	Wausau, WI
The Nomad 48 Hours	6/1/17	Colorado Springs, CO
Uwharrie 18	6/3/17	Troy, NC
The Savage 12 Hour AR	6/4/17	Wagontown, PA
No Sleep 8 Hr	6/10/17	Harrisburg, IN
No Sleep Adventure 24 Hr	6/10/17	Harrisburg, IN
Special Operations AR (SOAR)	6/10/17	Highlands, NC
Gold Rush Summer Challenge	6/17/17	Sonora, CA
Maine Summer AR	6/24/17	Jefferson, ME
Stubborn Mule	6/24/17	Cable, WI
Teton Ogre	6/24/17	Driggs, ID
Sheltowee Extreme	7/5/17	Laurel County, KY
The Cauldron	7/15/17	Jasper, FL
Never Summer Adventure Race	7/22/17	Granby, CO
Krista Griesacker Memorial Adventure Race	7/29/17	Hamburg, PA
Calleva Adventure Race	8/1/17	Poolesville, MD
The Bitter Pill	8/1/17	Bolton, VT
Search & Rescue AR	8/19/17	High Falls, NY
The Thunder Rolls Adventure Race	8/19/17	Mt. Carroll, IL
Longest Day & Night	Sept TBA	Syracuse, NY
Bear 24 Hr	9/9/17	Blairsville, GA
Bear 8 Hr	9/9/17	Blairsville, GA
Berryman	9/9/17	Rolla, MO
Mighty MO Adventure	9/9/17	Beatrice, NE
Pisgah 26.2 Hour	9/16/17	Brevard, NC
Howl at the Moon	Oct TBA	Hobe Sound, FL
Coosa River Challenge	10/7/17	Wetumpka, AL
CIA - Central Indiana Adventure	10/14/17	Anderson, IN
The Fig	11/4/17	Slade, KY
Florida AR State Championship	12/2/17	Titusville, FL
Raid the Rock	12/9/17	Little Rock, AR

REGIONAL SPONSORSHIP

The first place coed team from each regional qualifying race will receive a \$400.00 sponsorship, provided by the regional qualifying race, to be applied to the team's entry fee for the USARA Adventure Race National Championship™.