


ADVENTURES IN SHELTER HOUSING



GUIDE TO NEW IDEAS FROM SHOR-LINE FOR ANIMAL SHELTERS



800.444.1579

contact@shorline.com

SHOR-LINE

CHOOSING HOUSING

Shelter designs have adapted to the changing attitudes of society, giving dogs and cats more space to thrive as they receive care and wait for their forever home. In Shor-Line's 90-year history, the company has been a proud partner in the transformation of animal housing.

Today's shelters depend on three main types of housing which you will see on this tour:

KENNELS

Through the Shor-Line and T-Kennel brand names, Shor-Line offers kennel runs that provide protection from cross-contamination as well as attractive, function runs. Dogs have room to move in an easy-to-clean area. These have standard sizes but are custom-built to fit your color and size needs.



STAINLESS STEEL CAGES

We have continuously improved our long-lasting cages to meet the needs of dogs and cats. Our premium features blend animal comfort with ease of care for shelter team members.

CAT CONDOS AND SUITES

Our NEW Feline Comfort Suites and Stainless Steel Cat Condos and Suites provide comfortable feline accommodations that cater to how cats like to live. Lots of crawl spaces, perches and transfer areas let cats be cats. Add a Play Area and Kat Kaves for more feline enjoyment!



ANATOMY OF A SHOR-LINE KENNEL + T-KENNEL


T-Kennel Run Systems combine form, function and durability into colorful, durable runs that meet a variety of needs. It is our most flexible run system. At 6' high, T-Kennel runs accept dozens of modifications and components.

T-Kennel systems also provide for Double Decker housing and luxury suites of rooms.

ANATOMY OF A SHOR-LINE RUN SYSTEM



ANATOMY OF A T-KENNEL RUN SYSTEM



ANATOMY OF A CAGE

Shor-Line is world famous for its Stainless Steel cages that have safely housed pets since the 1950s. But today's cages benefit from continuous improvement that makes a great product even more durable and flexible.

From the patented Stainless Steel encased hinges to the dedicated craftsmanship, Shor-Line cages have premium features built in to last for decades.

Radiused hardware minimizes sharp corners

Patented quiet closing polymer encased Stainless Steel hinge

One-piece door with welds on every intersection

Rounded corners for easy cleaning

Fluid-retaining lip


Tight spacing near latch keeps paws away! (30" W and smaller)

Sound-dampening, durable latch with Acetal bushings

Sound-dampening patch

Top, Bottom, and Sides made from one Stainless Steel sheet. Back is a separate sheet.

Stainless Steel 1"-square tube frame for strength



ANATOMY OF A FELINE COMFORT SUITE

Our NEW revolutionary new Feline Comfort Suites are made from an extremely durable fine-celled foam board that is impervious to moisture. It has a soft, gentle touch to feline paws.

The inside is filled with cat-friendly features such as a soothing interior, extra space moving around, portals to travel to extra high litter area and strips at the front to prevent drips.

There are three door styles (Tri-Door, Polycarbonate and Full Grill) and an optional viewing dome door. All are designed for good ventilation and cat enjoyment.

Additional vertical bars protect curious paws

Optional vents in back keep air flowing

Self Cleaning pass through slide

Optional Viewing Dome

Lockable quiet closing latch

Middle Polycarbonate band at eye level gives the feline an unobstructed view. Durable Stainless Steel grill at top and bottom provides good air flow

XL litter area allows proper elimination posturing

Four door choices (different costs)

Injection-molded, fiberglass-reinforced nylon thermoplastic polymer hinge stands up to years of use

Diagonal vents are easy to clean

Optional Storage. Choose either door or drawers. Standard sizes are 24", 30", 36", 42" or 48"W

Durable polycarbonate door is stylish for the practice and gives felines a great view



BROWARD COUNTY, FL RUNS

Blending form and function delivers a beautiful facility that works ergonomically as well. Attractive ceramic tiles in low-stress colors create an attractive area for work that is calming for pets, visitors and team members. The CMU kennels mimic the look.

The run area provides ample space for safely moving dogs. The floor is a restful taupe that is easy to clean. The colorful low wall blocks the dogs from seeing their canine residents across the way...a big stress reliever for many dogs.





FEEDING SYSTEM OPTIONS



The Swivel Feeder provides flexibility in feeding. It takes either bowl or a combination of a bowl and pail. Swing through for filling and swing back for food and water. Saving times on these tasks provide more time for individual attention to the animals.

NOTE: Feeding systems must be specified when the kennels are ordered.

TREATMENT AND HOLDING AREAS

The run areas in the holding areas are much smaller as they are not designed as living quarters. They are Stainless Steel to help prevent the spread of infection or disease.



FELINE FOCUS ON HOUSING

Shor-Line continues to innovate feline housing. There are two key choices—Stainless Steel or Fine-celled foam board. Both product lines are impervious to moisture, durable and long-lasting. Let's look at the key components of each.


FELINE COMFORT SUITES + CONDOS

This popular new line features our new construction material that combines durability with a silky feel. We sell these products as single condos or suites as well as assemblies. The assemblies and suites have transfer doors with the built-in rake to remove any litter or debris cats kick in. Main units are available in 24", 30" and 42"W.




18"W Litter + Main Unit with Optional Kat Kave

THERE ARE FOUR DOOR OPTIONS FOR THE FELINE COMFORT SUITE:



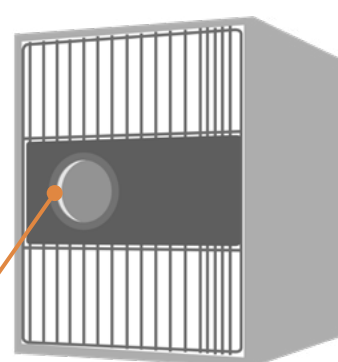
Polycarbonate Door



Grill Door



Tri-Door



Tri-Door with Viewing Dome

KAT KAVE



The Kat Kave is a popular option for both Feline Comfort Suites and Stainless Steel housing because felines can perch or hide.



STAINLESS STEEL CAT SUITE

We developed this with university thought leaders based on studies showing the benefits to double compartment housing, especially to felines. We've continuously improved this as the flagship of our Stainless Steel cat housing.



FELINE SERENITY SUITE

We just introduced the new Feline Serenity Suite. It combines the design and low stress benefits of the Feline Comfort Suite in a Stainless Steel unit. It features the Tri-Door that allows cats an unobstructed view and the Kat Portal for easy movement between the litter and main unit. (It also can close off for cleaning.) A full grill door is an option. The litter is 18"W and has a polycarbonate bottom with a record clip. Comes in 24", 30" or 42"W main unit sizes and several assembly options.



PORTALIZING: A NEW OR RETROFIT OPTION

Portalizing began as a solution from U.C. Davis professors Dr. Kate Hurley and Denae Wagner to use existing Stainless Steel cages to provide double-compartment housing. This idea has taken flight, and shelters around the country are finding the flexibility of portals help manage pet populations.

The Kat Portal is made of ABS and creates a smooth pass through with an attractive lip on either cage side. A special spacer stabilizes the cage. A cover with a pin allows you to open or close the portal. Each project will need at least one template to ensure an accurate cut.

Shor-Line now sells new cages with portals pre-cut. This builds in flexibility for shelters. And we have added a Puppy Portal with a 10"-diameter opening.



SPACE SAVING WITH DOUBLE DECKER KENNELS

A good way to increase capacity without additional floor space is to make use of Double Decker kennels. They have the same durable construction as T-Kennels but have two levels. When combined with a small side-to-side transfer door, it provides plenty of space for weaned puppies or small dogs. Plus, you can lock off the transfer during high capacity times. It comes in the same colorful options as other T-Kennel products.



Combining clear with wire gives a sophisticated look while managing costs. This kennel bank provides lots of opening flexibility. Notice how the corner matches up two kennels while using a smooth top surface for a finished look.

CREATING INDOOR PLAY AREAS

Keeping dogs engaged during cold or stormy weather always presents a challenge. T-Kennel indoor play yards provide the security of T-Kennel plus a good-looking training/playing area that showcases your shelter. It also doubles as an area for prospective adoptees to show off their skills to potential owners. Available in all T-Kennel colors and built to match your specifications.



UTILITY CHASES FOR EFFICIENT DESIGNS

Workplace efficiency is paramount when you need to do a lot of work in a short period of time. The square-shaped Utility Chase is available in Stainless Steel or laminate. It allows you to customize the middle area of a room while keeping kennels on the perimeter.

The beauty of the Chase is it works with so many customized work flows. Add lighting, storage or utilities to create just what you need while also providing some ability for future growth.



TWO WAYS TO ADD BUILT-IN PERCHING SHELF TO CAGES



STAINLESS STEEL FIXED SHELF

Shelf is welded to the cage sides.
Only available on new orders.



SHOR-SHELF® CAT PERCHING SHELF

Available for new or retrofit on Stainless
Steel cages sizes 18", 24" or 30"W.



KAT PORTAL

The Kat Portal retrofits easily to connect two Shor-Line cages.
This creates a secure portal for the cat to slip easily between two
compartments.

FREE CONSULTATION + #1 TIP FOR RENOVATING

Shor-Line wants to help you build your dream shelter. From providing a sounding board in the early phases to helping years after the sale, Shor-Line wants to be your partner. Receive a **FREE** consultation with an experienced Shor-Line representative.

Our sales team has an average of three decades of experience helping shelter boards, directors and teams build animal housing. If you want to do it, chances are one of our reps has seen it before and can offer ideas.

The number one piece of advice our team has is to start early. Investigate your options. We Promise to provide timely information. Doing this, you will have completed the most important aspect of your building.

Call at 800.444.1579 or email contact@shor-line.com. Thanks for considering Shor-Line.

