



# TABLE OF CONTENTS

<b>1</b>	<b>Security Indicators</b>	
1.1	American Troops Deployed to Afghanistan <b>UPDATED 4.19.17</b>	4
1.2	Other Foreign Troops Deployed to Afghanistan <b>UPDATED 4.19.17</b>	5
1.3	Troops Committed to NATO's International Security Assistance Mission (ISAF) by Country <b>UPDATED 4.19.17</b>	5
1.4	Size of Afghan Security Forces on Duty, 2003-2017 <b>UPDATED 5.25.17</b>	6
1.5	Afghan Local Police Growth <b>UPDATED 5.25.17</b>	6
1.6	Afghan National Army and Afghan National Police Ethnicity	7
1.7	Assessment Levels of Afghan National Security Forces	7
1.8	Total Number of Private DoD Contractors in Afghanistan, 2007 through 2017 <b>UPDATED 4.19.17</b>	7
1.9	Number of Insurgent Attacks, 2008-2013	8
1.10	Attacks by Afghan Security Forces against Allied Soldiers <b>UPDATED 4.19.17</b>	8
1.11	U.S. and Coalition Troop Fatalities since October 7, 2001 <b>UPDATED 5.25.17</b>	9
1.12	Cause of Death for U.S. Troops <b>UPDATED 5.25.17</b>	9
1.13	Non-US Coalition Troop Fatalities by Country since October 2001 <b>UPDATED 5.25.17</b>	10
1.14	Proportion of Annual U.S. and Other Foreign Troop Fatalities by Various Causes <b>UPDATED 5.25.17</b>	10
1.15	U.S. Troops Wounded in Action since October 7, 2001	11
1.16	Private Contractor Deaths in Afghanistan, 2001 through 2016 <b>UPDATED 4.19.17</b>	11
1.17	Afghan National Army (ANA) and Afghan National Police (ANP) Personnel Fatalities, January 2007-Present <b>UPDATED 4.19.17</b>	12
1.18	Estimated Yearly Civilian Fatalities as Result of Fighting Between Pro-Government Forces and Armed Opposition Groups (AOG), 2006-2016 <b>UPDATED 4.19.17</b>	12
1.19	Estimated Percentage of Afghan Civilian Fatalities by Group Which Caused, 2006-2016 <b>UPDATED 4.19.17</b>	12
1.20	Journalists Killed in Afghanistan Since 1992 <b>UPDATED 4.19.17</b>	13
1.21	Estimated Number of Internally Displaced Persons (IDPs)	13
1.22	Number of Afghan Asylum Applications, 2001 through 2014	13
1.23	Estimated War Funding for DoD and State: FY2011-FY2015 request	14
1.24	Post-Taliban U.S. Assistance to Afghanistan (in \$ millions)	14

<b>2</b>	<b>Governance and Rule of Law Indicators</b>	
2.1	Afghanistan Population and Demographic Information	15
2.2	Size, Gender, and ethnic Makeup of Afghanistan's Main Legislative Bodies	15
2.3	Prison Population in Afghanistan, 2004-2012	16
2.4	Annual Poppy Cultivation in Afghanistan (ha) and Percentage of Global, 1990-2013	16
2.5	Annual Opium Production in Afghanistan (mt) and Percentage of Global, 1990-2013	17
2.6	Opium Poppy Cultivation Levels in Afghanistan (with Top-Producing Provinces), 2004-2011	17
2.7	Afghanistan's Rank in Reporters Without Borders' Index of Press Freedom	18
2.8	Afghanistan's Rank in Transparency International's Annual Corruption Perceptions Index <b>UPDATED 4.19.17</b>	18

<b>3</b>	<b>Economic and Quality of Life Indicators</b>	
3.1	Annual Inflation <b>UPDATED 4.19.17</b>	19
3.2	Real GDP Growth and Nominal GDP <b>UPDATED 4.19.17</b>	19
3.3	Unemployment (% of total labor force)	20
3.4	Comparison of Electricity Supply Sources and Capacity	20
3.5	Estimated Number of Telephone Users in Afghanistan by Year, 2002-2012	20
3.6	Education Metrics	21
3.7	Healthcare Metrics	21

## 4 Polling and Public Opinion

4.1-4.5	Afghanistan in 2016 A Survey of the Afghan People (Asia Foundation)	<b>UPDATED 4.19.17</b>	22
---------	---	------------------------	----

## 5 Pakistan Indicators

5.1	Monthly Unmanned Drone Strikes in Pakistan, 2008-2017	<b>UPDATED 4.19.17</b>	24
5.2	Estimated Total Deaths from U.S. Drone Strikes in Pakistan, 2006-2017	<b>UPDATED 4.19.17</b>	24
5.3	Pakistani Army Casualties, 2001-2012		25
5.4	Journalists Killed in Pakistan Since 1992	<b>UPDATED 4.19.17</b>	25
5.5	Number of Pakistani Asylum Applications, 2001 through 2013		25
5.6	Annual Real GDP Growth Rate	<b>UPDATED 4.19.17</b>	26
5.7	Direct Overt U.S. Aid and Military Reimbursements to Pakistan, FY 2002-FY 2017	<b>UPDATED 4.19.17</b>	26

## 6 Research Tools

6.1	Additional Sources of Information on Afghanistan and Pakistan		27
-----	---	--	----

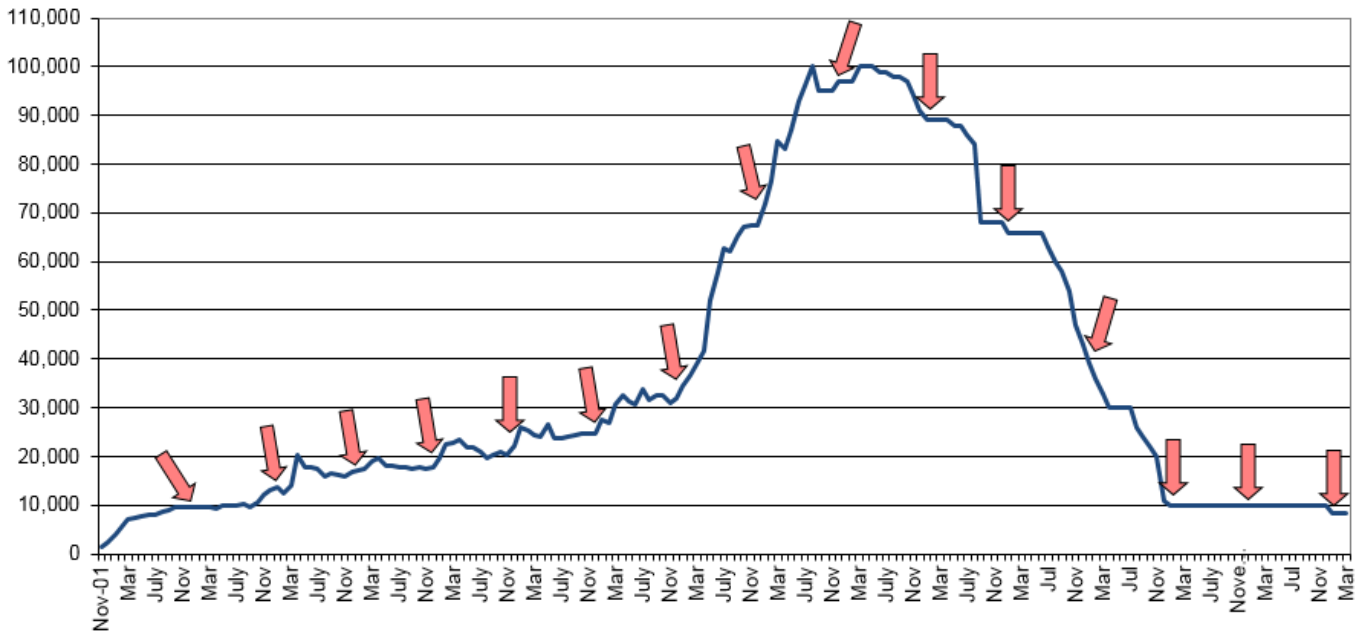
For more information please contact Ian Livingston at [ilivingston@brookings.edu](mailto:ilivingston@brookings.edu)

**Note on the Methodology of the Afghanistan Index:**

Although the footnotes to the Afghanistan Index document our sources in detail, it is worth noting here a few broad points. The majority of our information comes from the U.S. Government, though we must often analyze it and process it further to show trends over the full period since 2001. Some information comes from foreign journalists on the ground and from nongovernmental organizations; a very modest amount to date comes from Afghan sources. Most tables and charts are straightforward representations of data as we obtain it from the above primary sources, with only modest further analysis and processing required. However, a few graphics, such as those on crime and unemployment rates, require more methodological work (and more assumptions) on our part—and are as a result also perhaps somewhat less precise than most of the tables and charts.

# 1. SECURITY INDICATORS

**FIGURE 1.1**  
American Troops Deployed To Afghanistan<sup>1</sup>










































**NOTE:** As of the end of March 2017 there were roughly 8,400 U.S. troops in Afghanistan. For a full order of battle, please see: <http://www.understandingwar.org/reference/afghanistan-order-battle>. The start of each year is indicated by an arrow.

**FIGURE 1.2**Other Foreign Troops Deployed To Afghanistan<sup>2</sup>

Month	Number	Month	Number	Month	Number
February 2002	5,000	April	21,750	December	41,730
March	5,000	May	24,000	February 2011	41,893
April	5,000	July	24,250	March	42,203
May	4,500	September	26,043	May	42,400
June	5,000	October	30,177	June	42,381
September	4,700	December	26,703	August	40,697
April 2003	5,000	February 2008	28,250	September	40,670
September	5,000	April	28,000	October	40,638
April 2004	5,500	June	29,350	December	40,313
June	6,000	September	29,810	January 2012	40,386
August	6,500	October	30,100	April	38,961
September	8,000	November	31,150	May	39,469
October	10,000	December	31,400	September	38,179
November	9,400	January 2009	31,880	October	36,905
December	8,500	February	31,520	December	34,011
January 2005	9,000	March	32,140	February 2013	32,330
February	8,000	April	32,175	August	27,207
June	8,000	June	32,280	December	22,000
August	10,500	July	34,550	February 2014	19,086
December	9,000	October	36,230	April	17,678
May 2006	9,000	December	38,370	June	17,102
June	9,700	February 2010	38,710	August	13,599
August	15,000	March	38,890	October	10,462
September	18,000	April	40,139	June 2015	7,000
October	20,000	June	41,070	October	7,000
November	21,000	July	41,315	December	6,105
December	21,000	August	41,389	June 2016	5,924
January 2007	21,460	October	40,432	January 2017	6,391
March	21,750	November	40,930		

**FIGURE 1.3**Troops Committed to NATO's International Security Assistance Forces (ISAF) By Country<sup>3</sup>

	Albania	43		Germany	980		Portugal	10
	Armenia	121		Greece	4		Romania	588
	Australia	270		Hungary	90		Slovakia	40
	Austria	12		Iceland	2		Slovenia	7
	Azerbaijan	94		Italy	1,037		Spain	8
	Belgium	62		Latvia	22		Sweden	25
	Bosnia-Herzegovina	55		Lithuania	21		the former Yugoslav Republic of Macedonia <sup>1</sup>	39
	Bulgaria	86		Luxembourg	1		Turkey	532
	Croatia	96		Mongolia	120		Ukraine	10
	Czech Republic	214		Montenegro	18		United Kingdom	450
	Denmark	97		Netherlands	100		United States	6,941
	Estonia	4		New Zealand	10			
	Finland	29		Norway	42			
	Georgia	870		Poland	182			
							<b>Total</b>	<b>13,332</b>

AS OF: January 2017

<sup>1</sup> Turkey recognizes the Republic of Macedonia with its constitutional name<sup>2</sup> Snapshot figure that includes overlapping rotations.

**FIGURE 1.4**Size of Afghan Security Forces on Duty, 2003-2017<sup>4</sup>

Month	Ministry of Defense Forces	Ministry of Interior Forces	Total Afghan Security Forces
End 2003	6,000	0	6,000
End 2004	24,000	33,000	57,000
End 2005	26,000	40,000	66,000
End 2006	36,000	49,700	86,000
End 2007	50,000	75,000	125,000
April 2008	57,800	79,910	137,710
October 2008	68,000	79,910	147,910
March 2009	82,780	79,910	162,690
July 2009	91,900	81,020	172,920
November 2009	95,000	95,000	190,000
December 2009	100,131	94,958	195,089
March 2010	113,000	102,000	215,000
April/May 2010	119,388	104,459	223,847
August 2010	134,000	109,000	243,000
September 2010	138,164	120,504	258,668
October 2010	144,638	116,367	261,005
December 2010	149,533	116,856	266,389
Jan/Feb 2011	152,000	118,800	270,800
April 2011	164,003	122,000	286,003
May 2011	168,037	128,622	296,659
August 2011	169,076	134,865	303,941
September 2011	170,781	136,122	306,903
October 2011	173,150	139,070	312,220
December 2011	179,610	143,800	323,410
January 2012	184,437	145,577	330,014
February 2012	187,874	148,932	336,806
March 2012	194,466	149,642	344,108
October 2012	178,501	148,536	327,037
January 2013	177,579	149,775	327,354
March 2013	177,725	151,766	329,491
September 2013	185,817	152,336	338,153
March 2014	178,617*	152,678	331,295*
February 2015**	174,120	154,685	328,805
May 2015	176,762	155,182	331,944
July 2015	161,461	148,296	309,757
May 2016	171,428	148,167	319,595
November 2016	174,950	147,635	322,585
January 2017	177,711	153,997	331,708

\* In the January 2015 SIGAR report, ANA levels were classified. We have used the final report from 2014 (Q3) in place here.

\*\*Ministry of Defense forces include civilian employees. Overall 2015 numbers not independently verified.

**FIGURE 1.5**Afghan Local Police Growth<sup>5</sup>

Month	Personnel in program	Month	Personnel in program
February 2011	4,343	March 2013	21,958
April 2011	5,360	October 2013	24,000
June 2011	6,696	July 2014	30,000
September 2011	8,137	April 2015	28,356
December 2011	10,551	August 2015	28,073
April 2012	13,139	May 2016	29,838
August 2012	16,380	November 2016	27,623
December 2012	18,496	Feb 2017*	28,724

\* 24,537 are trained according to SIGAR reporting.

**FIGURE 1.6****Afghan National Army and Afghan National Police Ethnicity<sup>6</sup>**

	Pashtun		Tajik		Hazara		Uzbek		Others	
	ANA	ANP	ANA	ANP	ANA	ANP	ANA	ANP	ANA	ANP
Officer	42.4%	40%	39.1%	49%	7.9%	5%	4.5%	3%	6.1%	3%
NCO	51.8%	32%	38.2%	55%	9.6%	5%	3.2%	4%	1.5%	4%
Soldier / Patrolman	43.0%	47%	29.2%	35%	11.0%	4%	8.5%	7%	8.2%	7%
Total Force	45.7%	42%	33.3%	42%	10.2%	5%	6.3%	6%	5.8%	6%
National Avg	44%		25%		10%		8%		13%	

**NOTE:** ANA numbers as of March 2013, ANP as of December 2011.

**FIGURE 1.7****Assessment Levels of Afghan National Security Forces<sup>7</sup>**

<b>ANA</b>															
<u>Army Kandaks</u>	May-10	Jun-10	Aug-10	Sep-10	Nov-10	Jan-11	Feb-11	Apr-11	Jun-11	Aug-11	Oct-11	Dec-11	Feb-12	Oct-12	Mar-13
Unassessed	29	23	27	24	16	21	11	13	13	16	18	9	2	25	4
Newly Established	5	5	0	0	2	1	3	0	0	1	1	1	3	0	2
Developing	28	41	40	41	46	32	27	32	28	29	22	16	9	7	10
Effective w/ Assistance	24	37	40	39	35	58	64	55	61	58	56	63	55	22	16
Effective w/ Advisors	27	24	29	32	47	43	52	56	55	56	60	68	74	72	99
Independent w/ Advisors	0	0	0	0	0	0	0	1	1	1	1	7	13	20	35

<b>ANP</b>					
<u>Total Force</u>	Apr-11	Aug-11	Jan-12	Oct-12	Mar-13
Unassessed	6	38	62	131	55
Newly Established	3	3	16	6	11
Developing	45	27	36	31	37
Effective w/ Assistance	79	70	102	61	91
Effective w/ Advisors	70	80	180	130	193
Independent	0	0	39	49	141

**NOTE:** In January 2011, there were 155 ratable Army Kandaks, 101 were rated in the top-3 tiers of readiness. By early 2012, there were 168 Army Kandaks with 127 rated in the top-3 tiers and 11 rated independent.

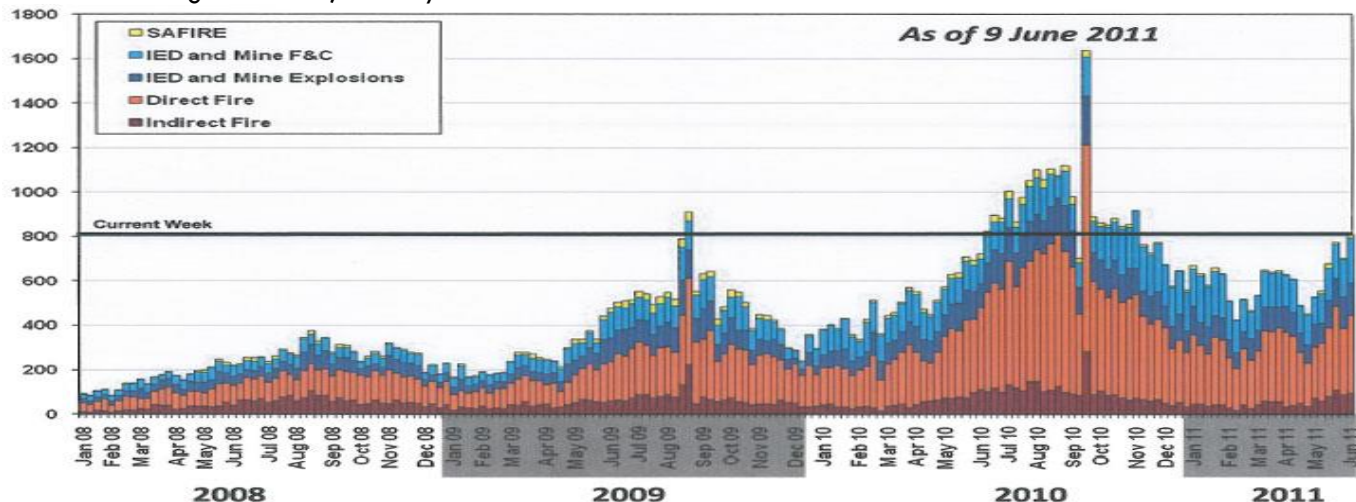
These assessments did cover all units through 2011. The “effective w/ assistance” category includes units with different levels of readiness.

**FIGURE 1.8****Number of Private Defense Department Contractors in Afghanistan, 2007 through 2017<sup>8</sup>**

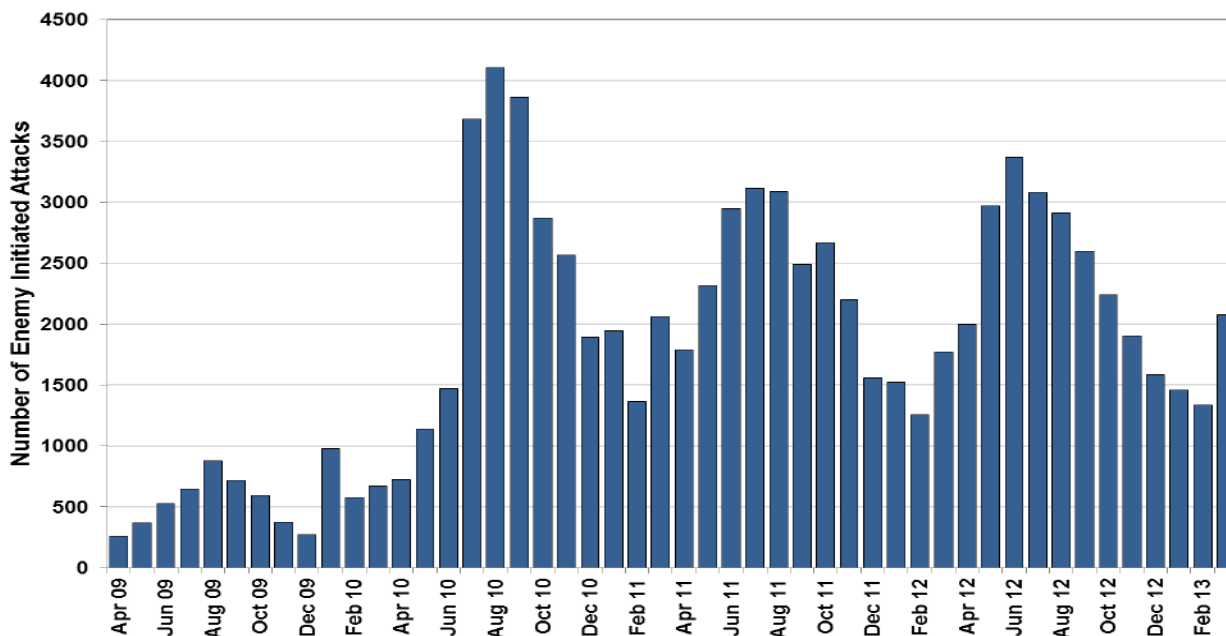
<b>Year</b>	<b>Private Contractors</b>
2007	38,000
2008	71,000
2009	107,000
2010	88,000
2011	101,789
2012	109,564
2013	85,528
2014	45,349
2015	30,211
2016	25,197
2017 (January)	26,022

**NOTE:** Employed by U.S. companies, but not necessarily Americans. These figures only count those employed by the U.S. Department of Defense. All figures are year-end or the last report of the year, unless noted otherwise.

**FIGURE 1.9**  
Number of Insurgent Attacks, January 2008-2013<sup>9</sup>



**NOTE:** The graph above shows attacks by week from 2008 through mid-2011. The graph below is by month from April 2009 through March 2013. For a graph of 2004 through early 2010 please see versions of the Afghanistan Index prior to November 2010.



**FIGURE 1.10**  
Attacks by Afghan Security Forces against Allied Soldiers<sup>10</sup>

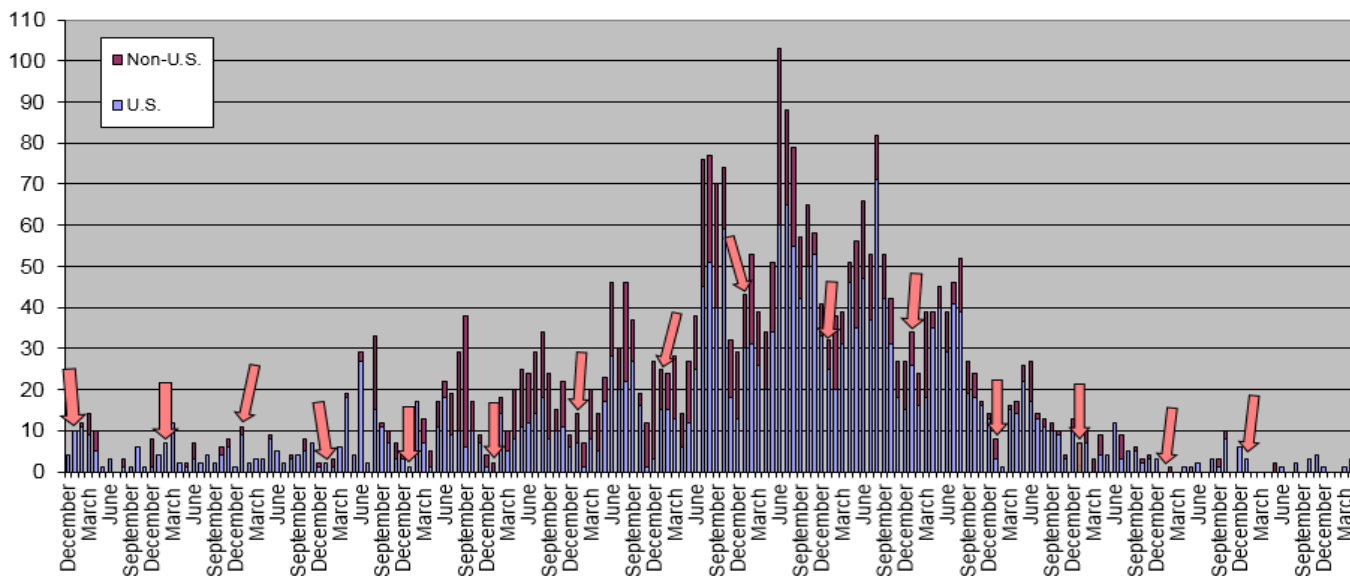
Year	# killed	# of attacks causing death
2003-2009	12	N/A
2010	20	11
2011	35	21
2012*	57	41
2013	14	9
2014	4	3
2015	2	1
2016	2	1
2017	0	0

**NOTE:** Attacks from 2007-March 2012 killed 52 American soldiers and wounded 48 more. \*An article from the U.S. Army notes that 62 “personnel” were killed. We have left off civilian contractors in the past which may account for the difference. As of April 18, 2017.



**FIGURE 1.11**


U.S. and Coalition Troop Fatalities since October 7, 2001<sup>11</sup>



**NOTE:** Due to data reporting, this graph and the breakdowns below include some fatalities from outside Afghanistan, mainly in the Philippines, Pakistan, and other countries associated with Operation Enduring Freedom. In most months, there are no fatalities in locations outside Afghanistan. As of May 25, 2017 there have been at least 2,262 U.S. fatalities attributed directly to fighting in or non hostile deaths in Afghanistan.

Total from October 7, 2001 to May 25, 2017:

	ALL FATALITIES	HOSTILE	NON-HOSTILE
U.S.	2,392	1,897	495
Non-U.S.	1,130	939	191
<b>TOTAL</b>	<b>3,522</b>	<b>2,836</b>	<b>686</b>



Indicates the start of a new calendar year

**FIGURE 1.12**

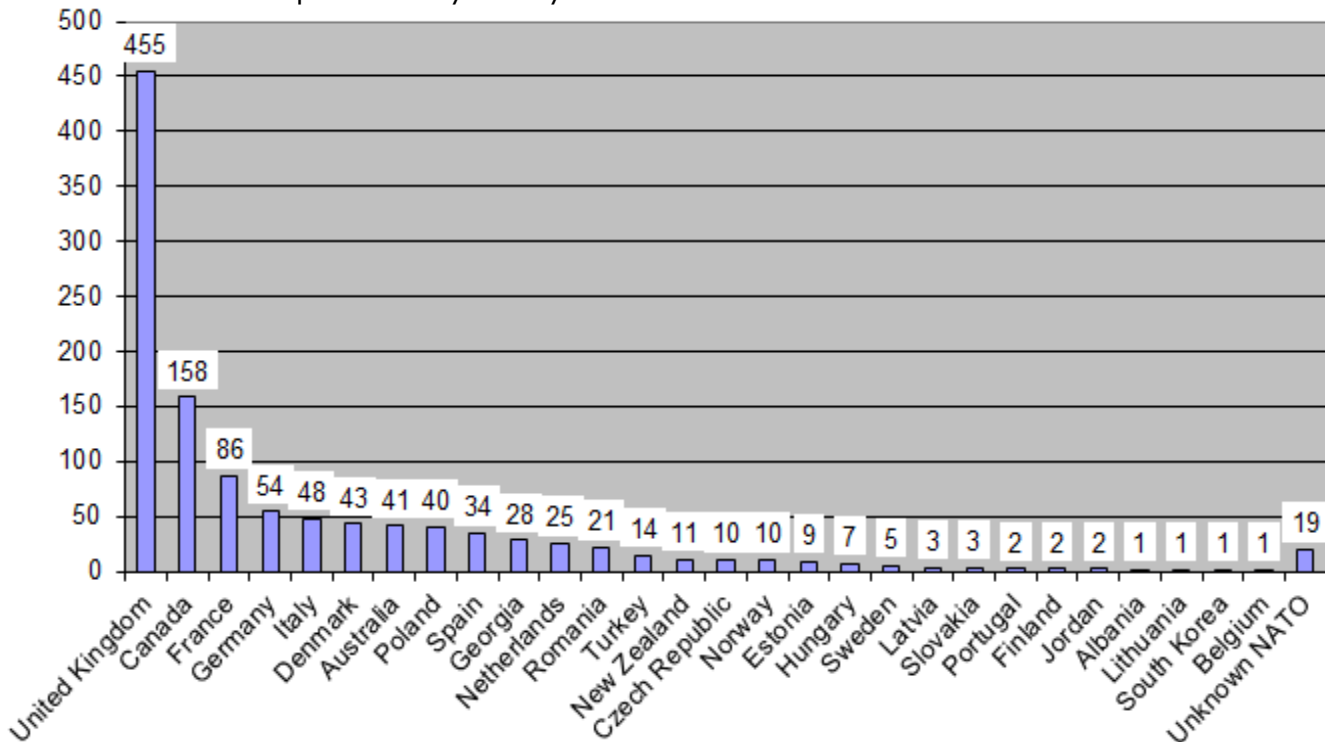
Cause of Death for U.S. Troops, By Year<sup>12</sup>

Year	Improvised Explosive Device	Suicide Bombs	Mortars/RPG's/Rockets	Landmine	Helicopter Losses*	Aircraft Losses*	Other Hostile Fire	Non-Hostile Causes*	Total
2001	0 (0%)	0 (0%)	0 (0%)	0 (0%)	2 (16.7%)	0 (0%)	4 (33.3%)	6 (50.0%)	12
2002	5 (10.2%)	0 (0%)	1 (2.0%)	1 (2.0%)	4 (8.2%)	18 (36.7%)	12 (24.5%)	8 (16.3%)	49
2003	1 (2.1%)	0 (0%)	0 (0%)	0 (0%)	19 (39.6%)	0 (0%)	12 (25.0%)	16 (33.3%)	48
2004	12 (23.1%)	0 (0%)	1 (1.9%)	1 (1.9%)	2 (3.8%)	3 (5.8%)	10 (19.2%)	23 (44.2%)	52
2005	18 (18.2%)	0 (0%)	2 (2.0%)	5 (5.1%)	36 (36.4%)	1 (1.0%)	20 (20.2%)	17 (17.2%)	99
2006	27 (27.6%)	3 (3.1%)	1 (1.0%)	1 (1.0%)	21 (21.4%)	0 (0%)	33 (33.7%)	12 (12.2%)	98
2007	33 (28.2%)	1 (0.9%)	9 (7.7%)	1 (0.9%)	13 (11.1%)	0 (0%)	35 (29.9%)	25 (21.4%)	117
2008	84 (54.2%)	4 (2.6%)	7 (4.5%)	2 (1.3%)	2 (1.3%)	0 (0%)	36 (23.2%)	20 (12.9%)	155
2009	142 (45.5%)	8 (2.6%)	21 (6.7%)	0 (0%)	13 (4.2%)	2 (0.6%)	91 (29.1%)	35 (11.2%)	312*
2010	257 (51.5%)	8 (1.6%)	16 (3.2%)	0 (0%)	20 (4.0%)	0 (0%)	164 (32.9%)	34 (6.8%)	499
2011	183 (43.8%)	9 (2.2%)	12 (2.9%)	0 (0%)	35 (8.4%)	0 (0%)	132 (31.6%)	47 (11.2%)	418
2012	104 (33.5%)	12 (3.9%)	5 (1.6%)	0 (0%)	21 (6.8%)	1 (0.3%)	116 (37.4%)	51 (16.5%)	310
2013	40 (31.3%)	6 (4.7%)	12 (9.4%)	0 (0%)	20 (15.6%)	4 (3.1%)	28 (21.9%)	18 (14.1%)	128
2014	11 (20.0%)	2 (3.6%)	2 (3.6%)	0 (0%)	3 (5.5%)	0 (0%)	25 (45.5%)	12 (21.8%)	55
2015	0 (0%)	6 (27.3%)	0 (0%)	0 (0%)	2 (9.1%)	6 (27.3%)	5 (22.7%)	3 (3.6%)	22
2016	1 (7.1%)	2 (14.3%)	0 (0%)	0 (0%)	0 (0%)	0 (0%)	7 (50.0%)	4 (28.6%)	14
2017	0 (0%)	0 (0%)	0 (0%)	0 (0%)	0 (0%)	0 (0%)	3 (75%)	1 (25%)	4
<b>Total</b>	<b>918 (38.4%)</b>	<b>61 (2.6%)</b>	<b>89 (3.7%)</b>	<b>11 (0.5%)</b>	<b>213 (8.9%)</b>	<b>35 (1.5%)</b>	<b>733 (30.6%)</b>	<b>332 (13.9%)</b>	<b>2392</b>

Through May 25, 2017 - \*Helicopter and aircraft losses include deaths caused by both non-hostile accidents and those downed by hostile fire. The "Non-Hostile Causes" data then does not include non-hostile helicopter or aircraft losses. 2009 numbers do not include U.S. intelligence officials killed in a suicide bombing in December. For detailed demographic information including gender, race and military component, please see Operation Enduring Freedom Military Deaths at: <http://siadapp.dmdc.osd.mil/personnel/CASUALTY/oefdeaths.pdf>

**FIGURE 1.13**

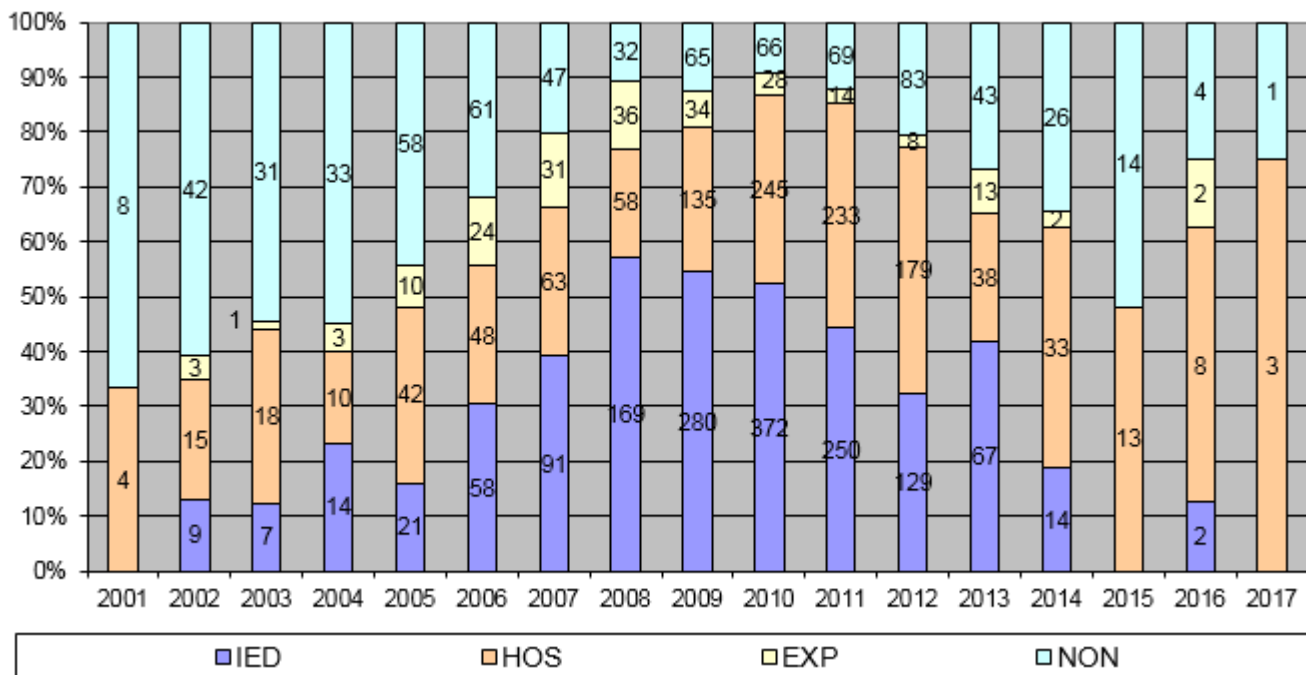
Non-U.S. Coalition Troop Fatalities by Country since October 2001<sup>13</sup>



Total through May 25, 2017: 1,136

**FIGURE 1.14**

Proportion of Annual U.S. and Other Foreign Troop Fatalities by Various Causes<sup>14</sup>



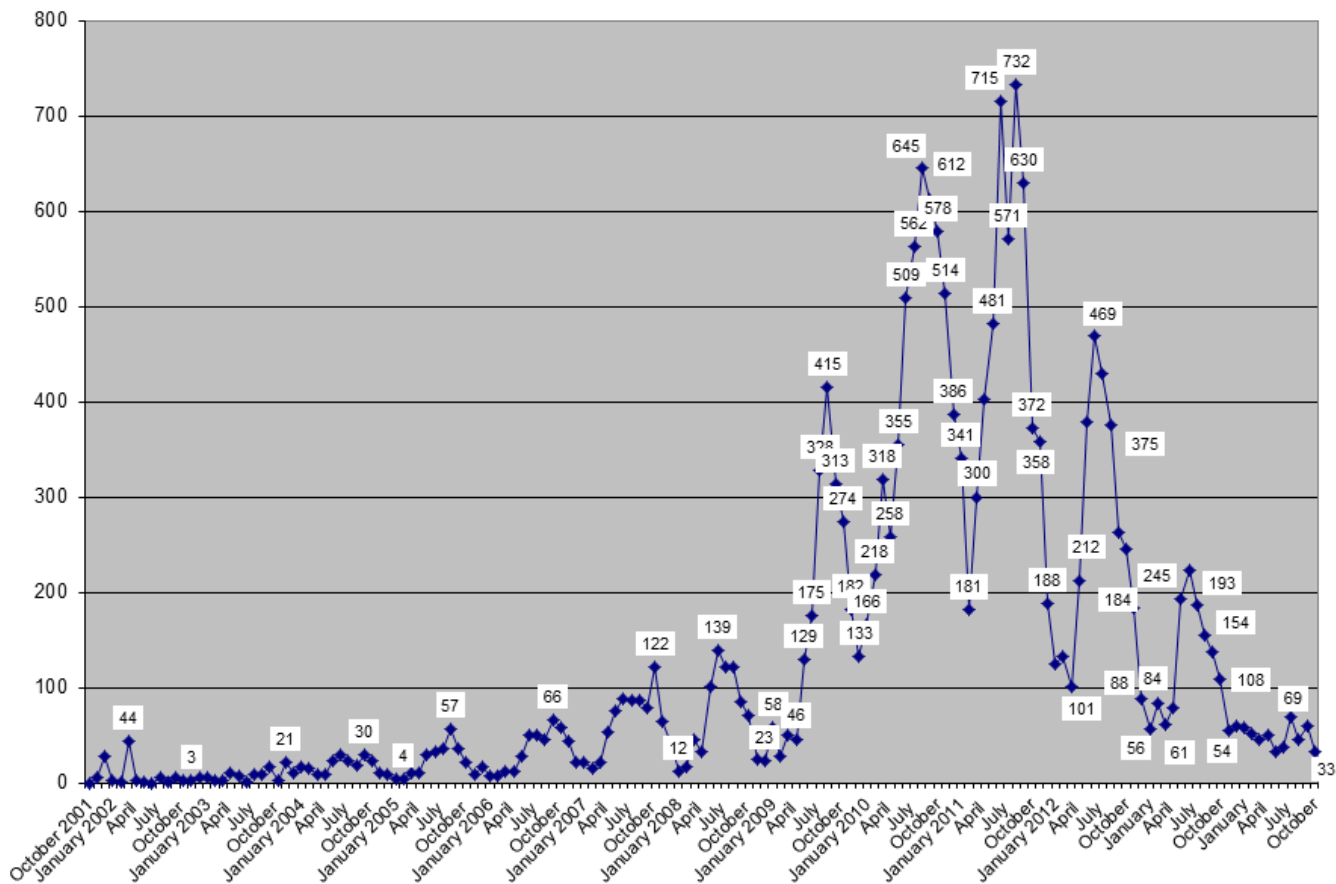
\*Improvised Explosive Device

Figures Updated Thru: May 25, 2017

**NOTE:** Figures depicted on the graph illustrate the raw number of such fatalities in a given year. Percentages are calculated based on overall totals for each respective year. "Other Explosives" includes hostile attacks carried out with rockets, grenades and/or mortars. Fatalities from downed aircraft and helicopters are classified under either "Other Hostile" or "Non-Hostile Incidents" depending on whether they were shot down or crashed due to mechanical failure.

**FIGURE 1.15**

U.S. Troops Wounded In Action since October 30, 2001<sup>15</sup>

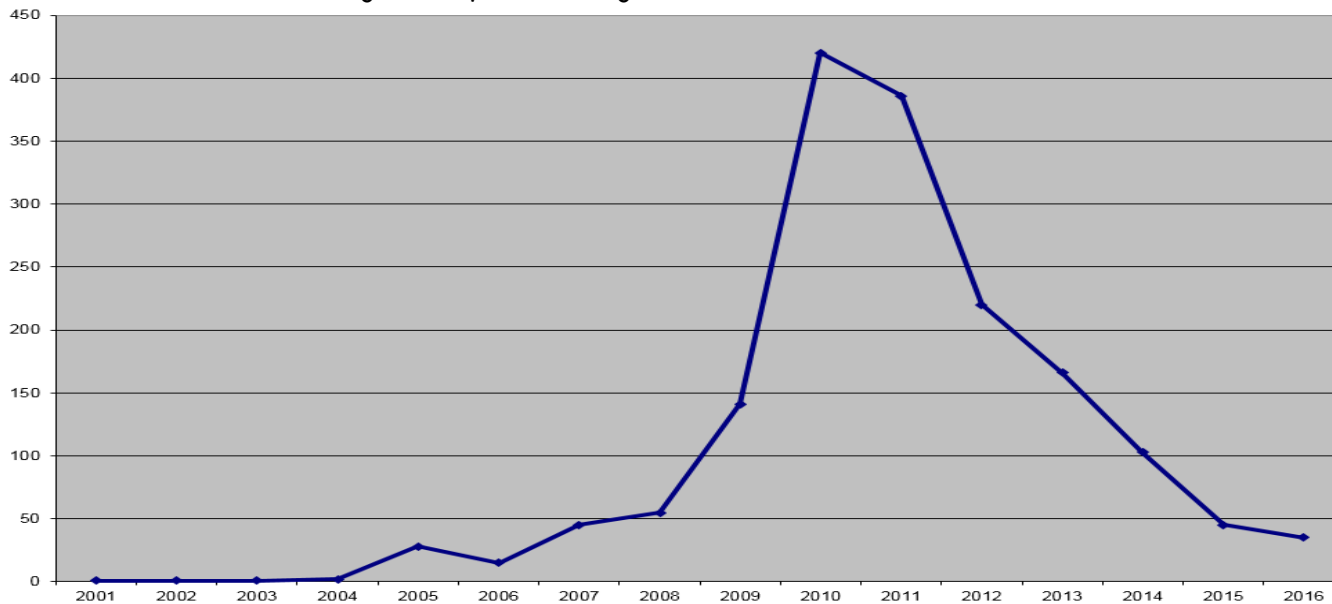


Total from October 7, 2001 through October 28, 2014: 20,037

The daily Department of Defense casualty reports that we use for our monthly estimates on U.S troops wounded does not make it entirely clear when in a 24-hour period casualties were incurred. Since the reports are published at 10AM daily, there is possibility that our numbers for January 2005 and onwards are slightly off due to uncertainties about whether casualties occurred on the first or the last of each month.

**FIGURE 1.16**

Private Contractor Deaths in Afghanistan, 2001 through 2016<sup>16</sup>



**NOTE:** Numbers correspond to insurance claims received by the U.S. Labor Department, under the Defense Base Act. There have been a total of 1,664 claims since December 31, 2001 (the beginning of the reporting period). Numbers correspond to new claims during the period, meaning the deaths may have occurred in a prior period. Figures through March 2017.

**FIGURE 1.17**

Afghan National Army (ANA) and Afghan National Police (ANP) Personnel Fatalities, January 2007-2016<sup>17</sup>

**ANNUAL ESTIMATED TOTALS**

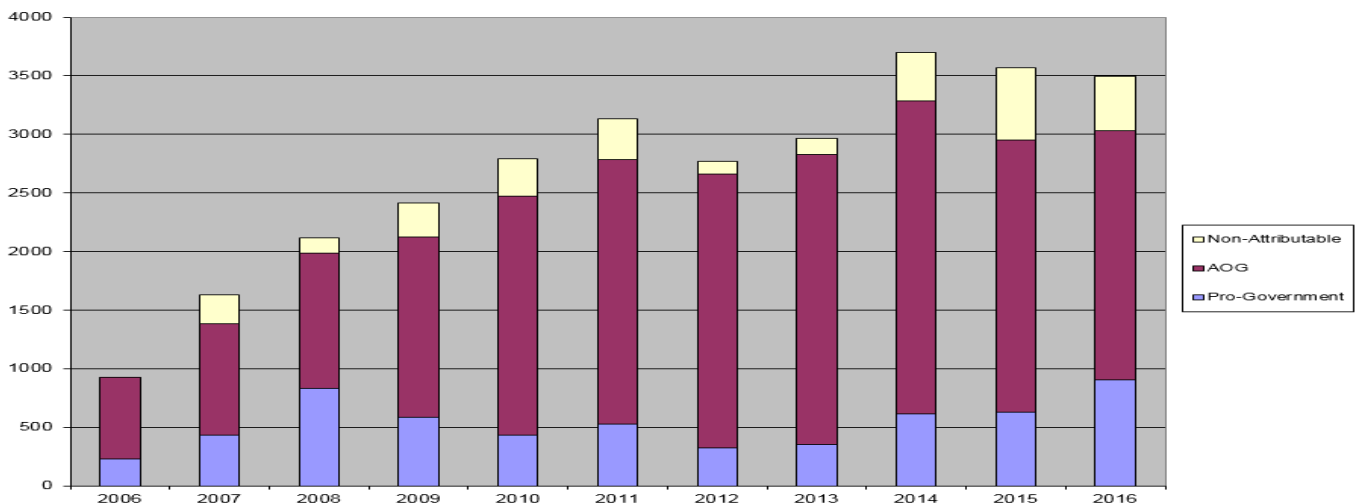
	2007	2008	2009	2010	2011**	2012**	2013***	2014*.*	2015	2016 (a)
ANA	209	226	282	519	550	1,200	4,700	4,380	7,000	5,500
ANP	803	880	646	961	1,400	2,200				

**Total ANSF Killed (2001-Feb 2014): 13,729 | Total ANSF Wounded (2001-Feb 2014): 16,511**

**NOTE:** Figures from 2007 through mid-2009 provided by NATO-ISAF and differ from those published in a January 2009 report released by the U.S. Department of Defense. This report estimated 332 ANA fatalities and 692 ANP fatalities for 2007, with 2008 figures shown only through October 2008. Numbers for the second half of 2009 are estimated based on information from several sources. \*\*2011 and 2012 (through end November) numbers are estimates based off of shorter reporting periods in each year. 2012 numbers are based off reports of monthly averages through November. An article by Rod Nordland in the New York Times on April 20, 2013 quoted an Afghan Ministry of Defense official noted that 1,183 ANA soldiers were killed in the year ending March 20, 2013 compared to 841 in the year ending the same date prior. \*\*\*According to the Afghan Defense Ministry, 276 soldiers were killed March 21 to June 11. We have used the average per day during that period to come up with a yearly estimate. War totals through March 2013 include the entire war as reported by Rod Nordland in the New York Times on March 3, 2014. \*\_\* Through late October. (a) 2016 numbers are through October.

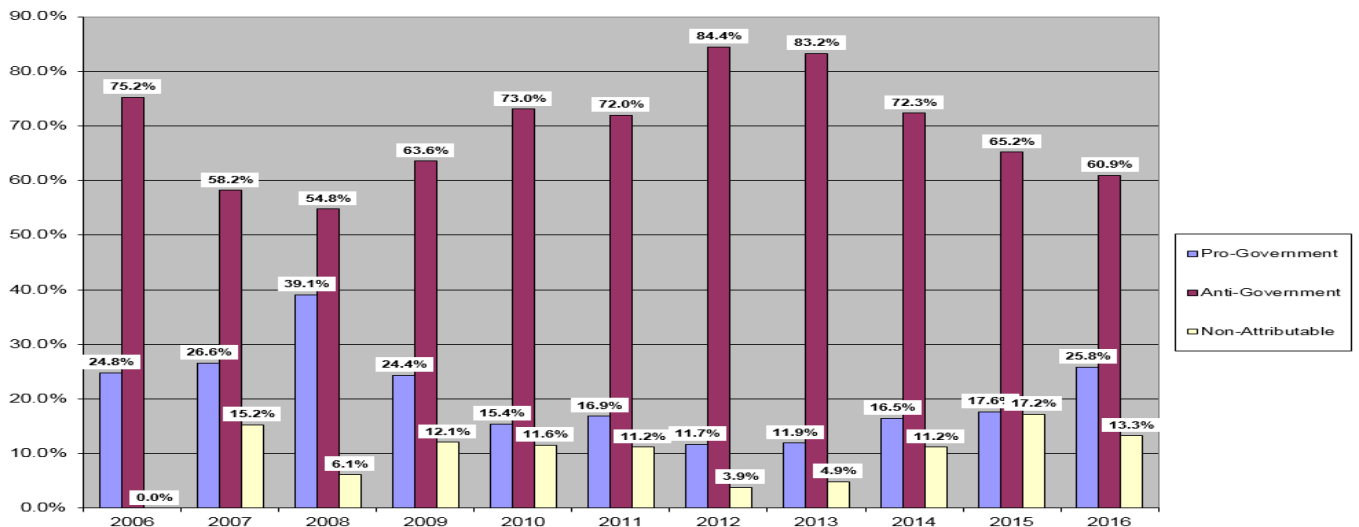
**FIGURE 1.18**

Estimated Yearly Civilian Fatalities as Result of Fighting Between Pro-Government Forces and Armed Opposition Groups (AOG), 2006-2016<sup>18</sup>



**FIGURE 1.19**

Estimated Percentage of Afghan Civilian Fatalities by Group Which Caused, 2006-2016<sup>19</sup>



**FIGURE 1.20**  
Journalists Killed in Afghanistan Since 1992<sup>20</sup>

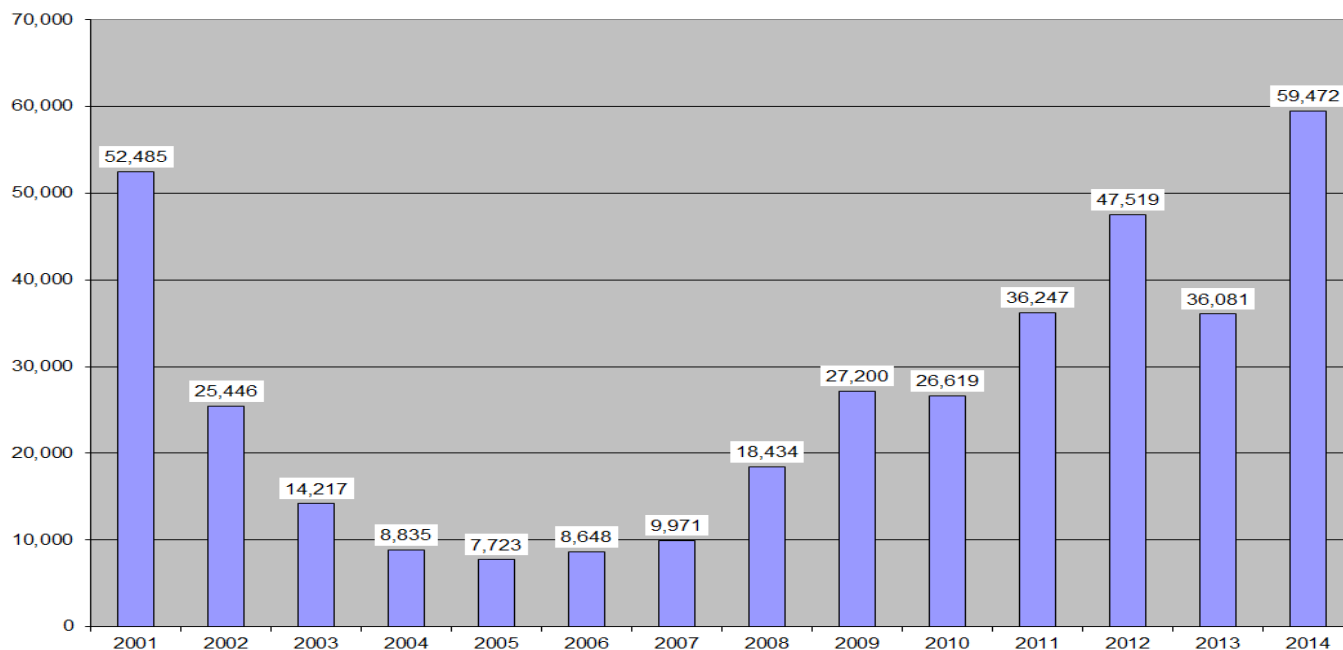
Year	Killed	Year	Killed	Year	Killed
1992	0	2003	0	2014	3
1993	0	2004	0	2015	0
1994	1	2005	0	2016	4
1995	0	2006	3	2017	0
1996	0	2007*	2		
1997	0	2008	2		
1998	1	2009	2		
1999	0	2010	2		
2000	0	2011	2		
2001	9	2012	0		
2002	0	2013	0		

**NOTE:** 31 journalists have been killed in Afghanistan "motive confirmed" since the Committee to Protect Journalists began tracking.

**FIGURE 1.21**  
Estimated Number of Internally Displaced Persons in Afghanistan (IDPs)<sup>21</sup>

May 2008	150,000
October 2009	275,945
March 2010	329,000
December 2010	352,000
2013	631,000
December 2014	805,409
June 2015	947,872
June 2016	1,200,000

**FIGURE 1.22**  
Number of Afghan Asylum Applications, 2001 through 2014<sup>22</sup>



**NOTE:** In each year through 2008, several countries reported a range of 1-4 individual rather than an actual number. These countries were not included in the totals above, but are insignificant as far as trends go.

**FIGURE 1.23**

Estimated War Funding for DoD and State: FY2011-FY2015 request<sup>23</sup>

	FY01&FY02	FY03	FY04	FY05	FY06	FY07	FY08	FY09	FY10	FY11	FY12	FY13	FY14	FY15 Req*	Total
DOD	20	14	12.4	17.2	17.9	37.2	40.6	56.1	87.7	113.3	115.1	82	85.2	79.4	778.1
State/USAID	0.8	0.7	2.2	2.8	1.1	1.9	2.7	3.1	5.7	4.1	4.3	4.6	2.1	3.0	39.1
<b>Total</b>	<b>20.8</b>	<b>14.7</b>	<b>14.6</b>	<b>20</b>	<b>19</b>	<b>39.1</b>	<b>43.3</b>	<b>59.2</b>	<b>93.4</b>	<b>117.4</b>	<b>119.4</b>	<b>86.6</b>	<b>87.3</b>	<b>82.4</b>	<b>817.2</b>

**NOTE:** Billions of dollars of budget authority. \*The FY15 request is a placeholder.

**FIGURE 1.24**

Post-Taliban U.S. Assistance to Afghanistan (in \$ millions)<sup>24</sup>

Fiscal Year	2002	2003	2004	2005	2006	2007	2008	2009	2010	2011	2012	2013	2014	2015	2016	2017*
ESF	117	239	894	1280	473	1211	1400	2088	3346	2168	1837	1850	851	1225	1200	1000
DA	18.3	42.5	153	170	185	167	149	.4	.3	0	0	0				
GHCS	7.5	49.7	33.4	38	41.5	101	63	58.	92	70	0	0				
Refugee Accounts	160	61	63	47	42	54	44	77	82	65	99	13				
Food Aid	206	74	99	97	108	70	231	82	32	19	0.6	0				
IDA	197	86	11	4	0	0	17	27	30	66	61	14				
INCLE	60	0	220	709	216	252	308	484	589	400	324	6.1	225	325	250	185
NADR	44	34.7	67	38.	18.2	37	27	49	58	69	65	54		43.5	38	37.6
IMET	0.2	0.4	0.7	1.0	1.0	1.2	1.7	1.4	1.8	1.6	2	0.8	.51	1.4	1.2	0.8
FMF	57	191	414	397	0	0	0	0	0	0	0	0				
Other	33	23	36	18	0.2	0.1	21	5	5.8	7.4	8	0				
DOD—ASSF	0	0	0	995	1908	7406	2750	5607	9167	10619	9200	5124	4727	4109	3652	3448
DOD—CERP	0	0	40	136	215	209	488	551	1000	400	400	200	30	15		
Infrastructure Fund	0	0	0	0	0	0	0	0	0	299	400	325	199	0		
Business Task Force	0	0	0	0	0	0	0	14	59	239	242	179	64	5		
DOD—CN	0	0	72	225	108	291	193	230	392	376	421	372				
DOD—Other	7.5	165	285	540	0	0	0	0	0	0	0	0				
DEA Counternarc	0.6	2.9	3.7	17	23.7	20	41	19	0	0	0	0				
<b>Total U.S. Assistance</b>	<b>909</b>	<b>970</b>	<b>2392</b>	<b>4712</b>	<b>3339</b>	<b>9818</b>	<b>5732</b>	<b>9292</b>	<b>14854</b>	<b>14800</b>	<b>13058</b>	<b>8084</b>	<b>6097</b>	<b>5725</b>	<b>5165</b>	<b>4672</b>

**Sources and Notes:** Prepared by Curt Tarnoff, Specialist in Foreign Assistance. Department of State budget, SIGAR reports, and CRS calculations. Does not include USG operational expenses (over \$5 billion since 2002). Food aid includes P.L.480 Title II and other programs. "Other" = Office of Transition Initiatives, Treasury Assistance, and Peacekeeping. ESF = Economic Support Funds; DA = Development Assistance; GHCS = Global Health/Child Survival; FMF = Foreign Military Financing; NADR = Nonproliferation, Anti-Terrorism, De-Mining, and Related; IMET = International Military Education and Training; INCLE = International Narcotics and Law Enforcement; ASSF = Afghan Security Forces Funding; IDA = International Disaster Assistance. Includes stipulated levels in FY2016 Consolidated Appropriation (P.L. 114-113). \*Denotes Administration request.

## 2. GOVERNANCE & RULE OF LAW INDICATORS

**FIGURE 2.1**

Afghanistan Population and Demographic Information<sup>25</sup>

	TOTAL	MALE	FEMALE
<b>POPULATION</b> (millions)	<b>32.7</b>	<b>16.8</b> (51%)	<b>15.9</b> (49%)
<b>ETHNICITY</b>			
Pashtun	13.7 (42%)		
Tajik	8.8 (27%)		
Hazara	2.9 (9%)		
Uzbek	2.9 (9%)		
Aimak	1.3 (4%)		
Turkmen	1.0 (3%)		
Baloch	0.7 (2%)		
Other	1.3 (4%)		

**FIGURE 2.2**

Size, Gender, And Ethnic Makeup of Afghanistan's Main Legislative Bodies<sup>26</sup>

### Wolesi Jirga (House of the People)

Ethnicity	2005	2010
Pashtun	114	98
Tajik	64	70
Hazara	35	50
Uzbek	19	17
Aimaq	2	4
Turkman	4	3
Arab	3	2
Pashayee	4	2
Nuristani	2	2
Baloch	2	1

**NOTE:** The **Wolesi Jirga** consists of directly elected provincial representatives. The number of representatives each of Afghanistan's 34 provinces receives is calculated according to population. The Wolesi Jirga constitutes the first step in passing legislation, with all bills passing with two-thirds majority being forwarded to the Meshrano Jirga (House of Elders) and then the President. The Wolesi Jirga also has final say on the appointment of government ministers and other high-ranking officials.

### Meshrano Jirga (House of Elders)

	TOTAL SEATS	MEN	WOMEN
GENDER	102	76 (75%)	26 (25%)
<b>ETHNICITY</b>			
Pashtun	36 (35%)		
Tajik	32 (31%)		
Hazara	16 (16%)		
Uzbek/Turkmen	8 (8%)		
Baluchi	3 (3%)		
Nuristani	3 (3%)		
Others	4 (3%)		

**NOTE:** Two-thirds of the **Meshrano Jirga** is indirectly elected by the Provincial and District Councils while the remaining third is appointed directly by the President.

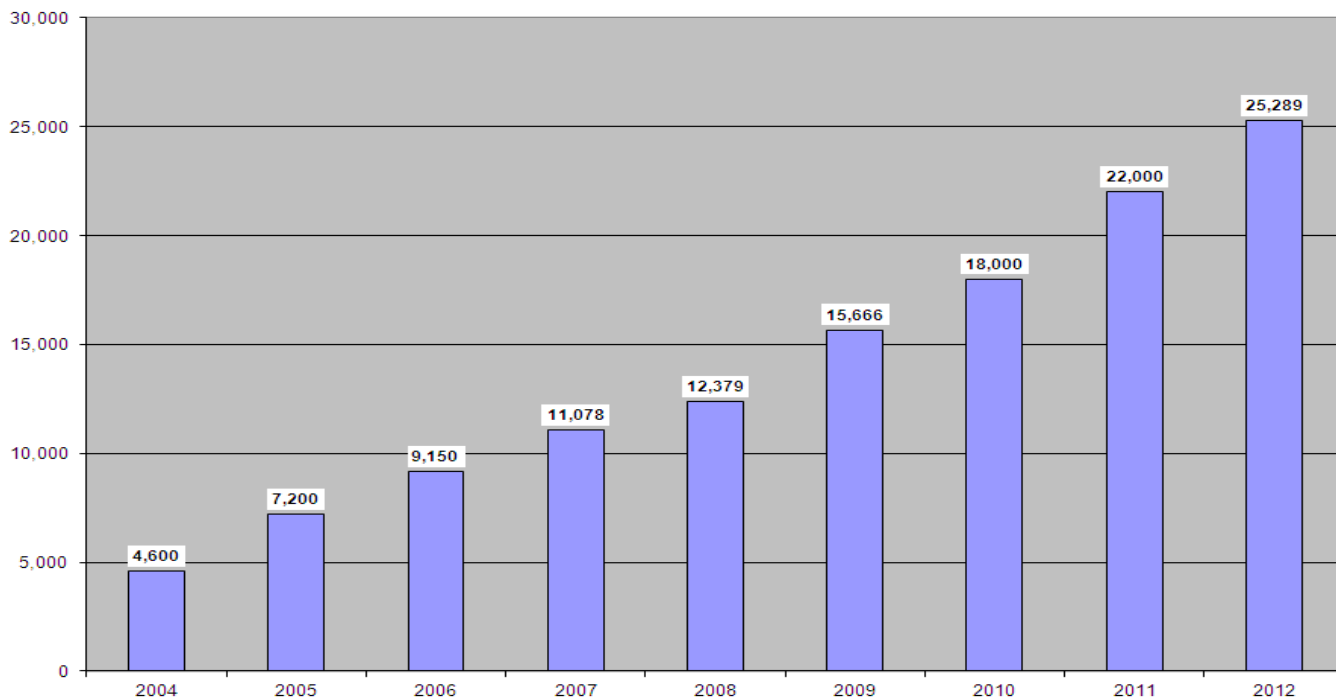
### Provincial Councils (34 total, one for each Province)

	TOTAL SEATS	MEN	WOMEN
GENDER	420	296 (70%)	124 (30%)

**NOTE:** Provincial Councils consist of between 9 and 29 directly elected representatives, based on the population of the Province.

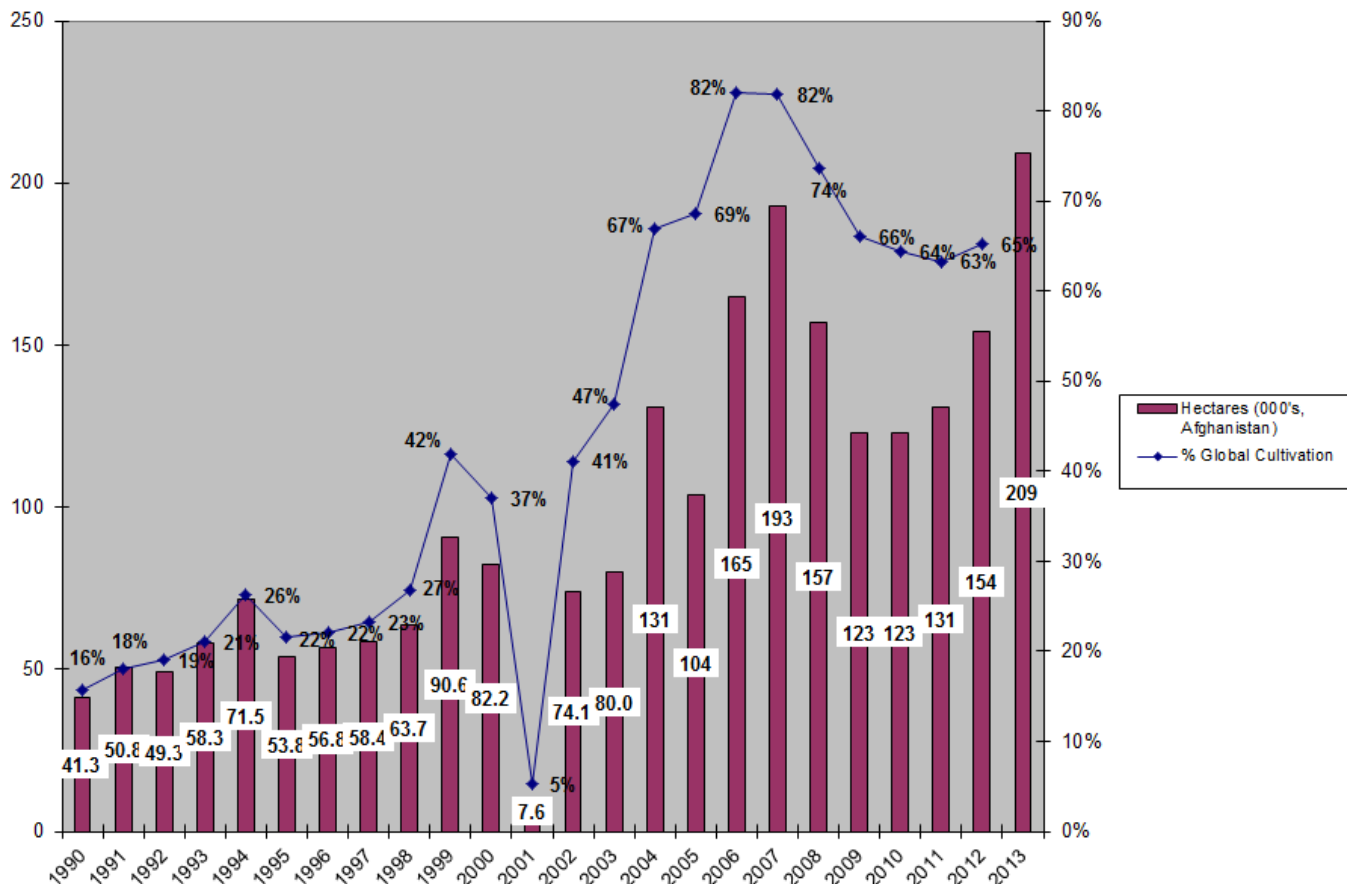
**FIGURE 2.3**

Prison Population in Afghanistan, 2004-2012<sup>27</sup>



**FIGURE 2.4**

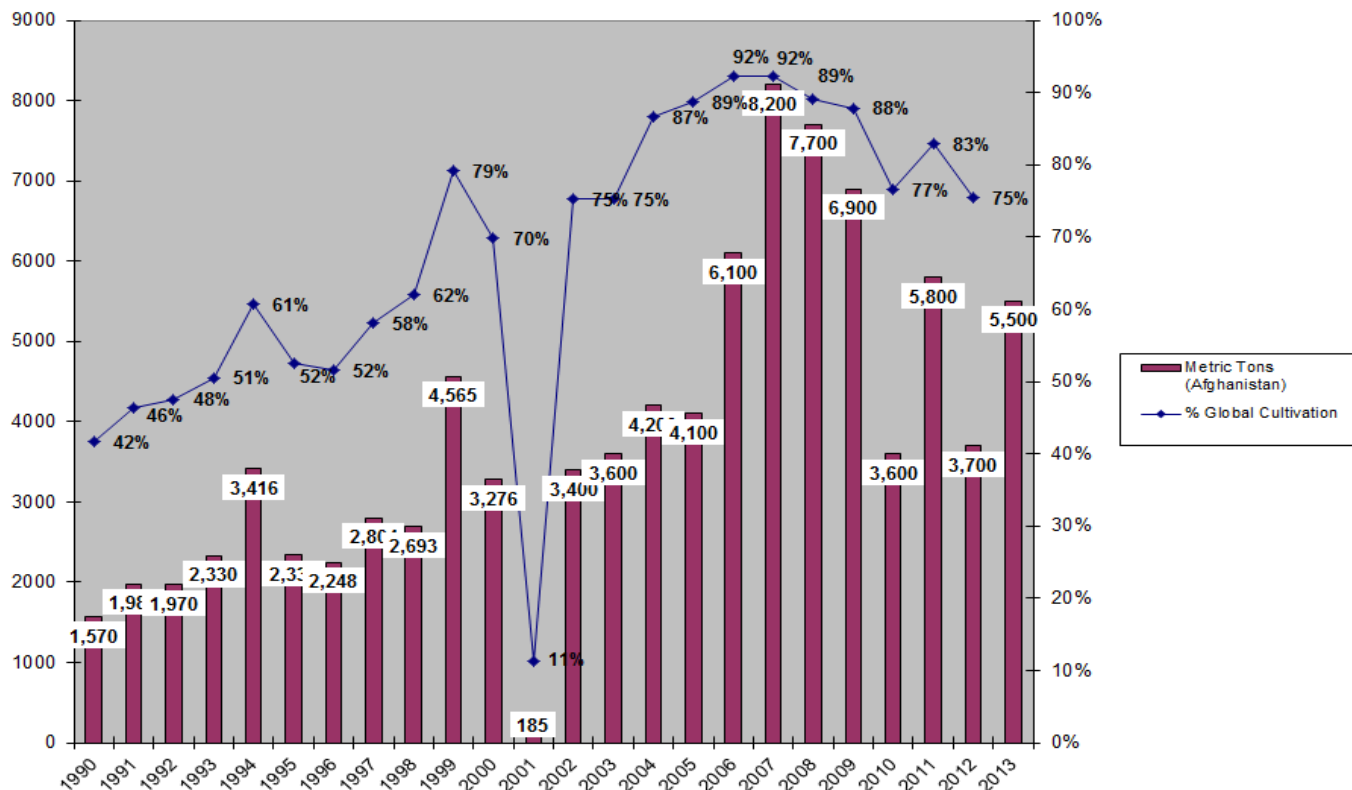
Annual Poppy Cultivation in Afghanistan (Hectares) and Percentage of Global Cultivation, 1990-2013<sup>28</sup>





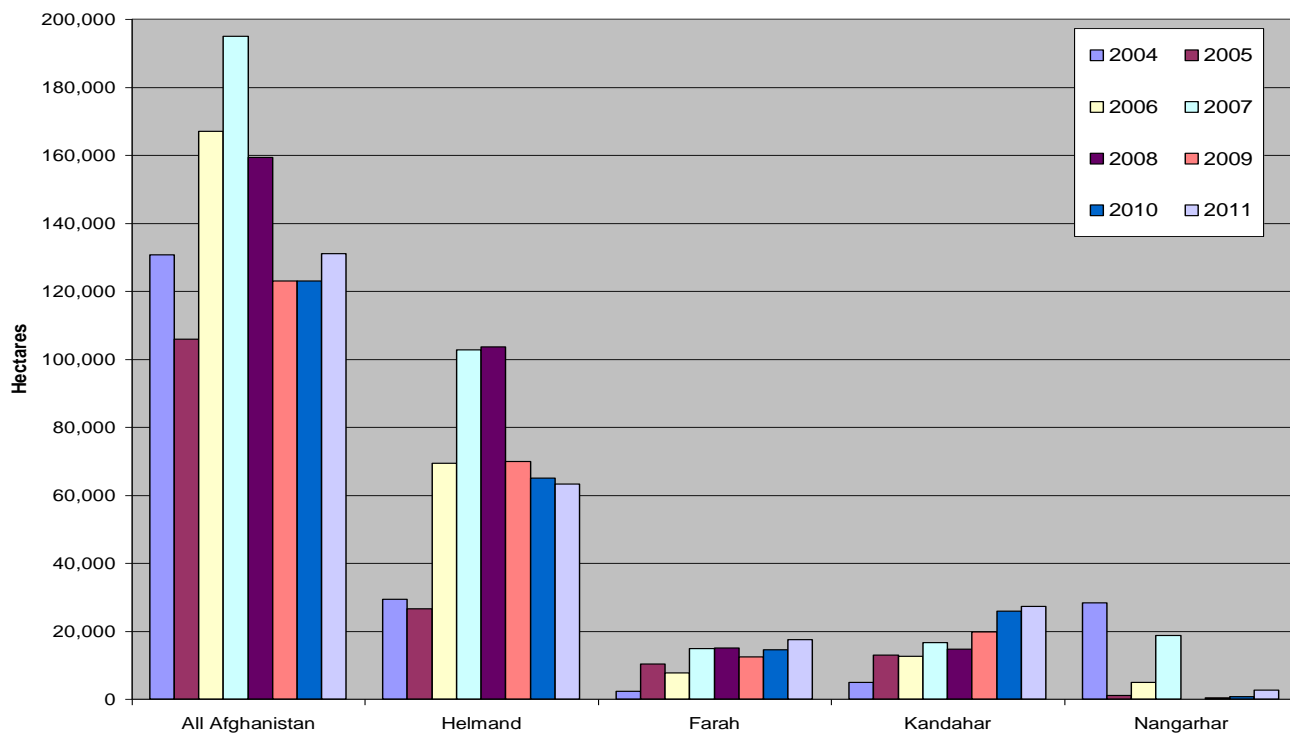
**FIGURE 2.5**

Annual Opium Production in Afghanistan (Metric Tons) and Percentage of Global Production, 1990-2013<sup>29</sup>



**FIGURE 2.6**

Opium Poppy Cultivation Levels in Afghanistan (Select Top-Producing Provinces), 2004-2011 (Hectares)<sup>30</sup>



**NOTE:** In 2011, Nangarhar Province ranked #5 in cultivation across the country. Uruzgan (not shown above) is the current #4 with 10,620 (ha).

**FIGURE 2.7**Afghanistan's Rank in Reporters without Borders' Index of Press Freedom, 2002-2016<sup>31</sup>

YEAR	SCORE	RANK	NUMBER OF COUNTRIES SURVEYED
2016	37.8	120	180
2015	37.4	122	180
2014	37.1	128	180
2013	37.4	128	179
2011-12	74.0	150	179
2010	51.7	147	178
2009	54.2	149	175
2008	59.3	156	173
2007	56.5	142	169
2006	44.3	130	168
2005	39.2	125	167
2004	28.3	97	167
2003	40.2	134	166
2002	35.5	104	139

**NOTE ON INDEX OF PRESS FREEDOM TABLE:** The Index is based on a questionnaire with 50 criteria for assessing the state of press freedom in each country. It includes every kind of violation directly affecting journalists (such as murders, imprisonment, physical attacks and threats) and news media (censorship, confiscation issues, searches and harassment). In addition to taking into account abuses attributable to the state, those carried out by armed militias, clandestine organizations or pressure groups are also considered.

The lower the score attained, the higher the degree of press freedom in that respective country. Although there is no specific information given regarding how the overall score was compiled, the top-rated countries for 2007 received an overall score of 0.75, with the median receiving a score of 25.3. The overall average score for the 2007 Index was 31.5.

**FIGURE 2.8**Afghanistan's Rank in Transparency International's Annual Corruption Perceptions Index (CPI)<sup>32</sup>

YEAR	RANK	NUMBER OF COUNTRIES SURVEYED
2016	169	176
2015	166	168
2014	172	175
2013	175 (T)	177
2012	174 (T)	176
2011	180 (T)	182
2010	176 (T)	178
2009	179	180
2008	176	180
2007	172 (T)	180
2006	NO DATA	163
2005	117 (T)	159

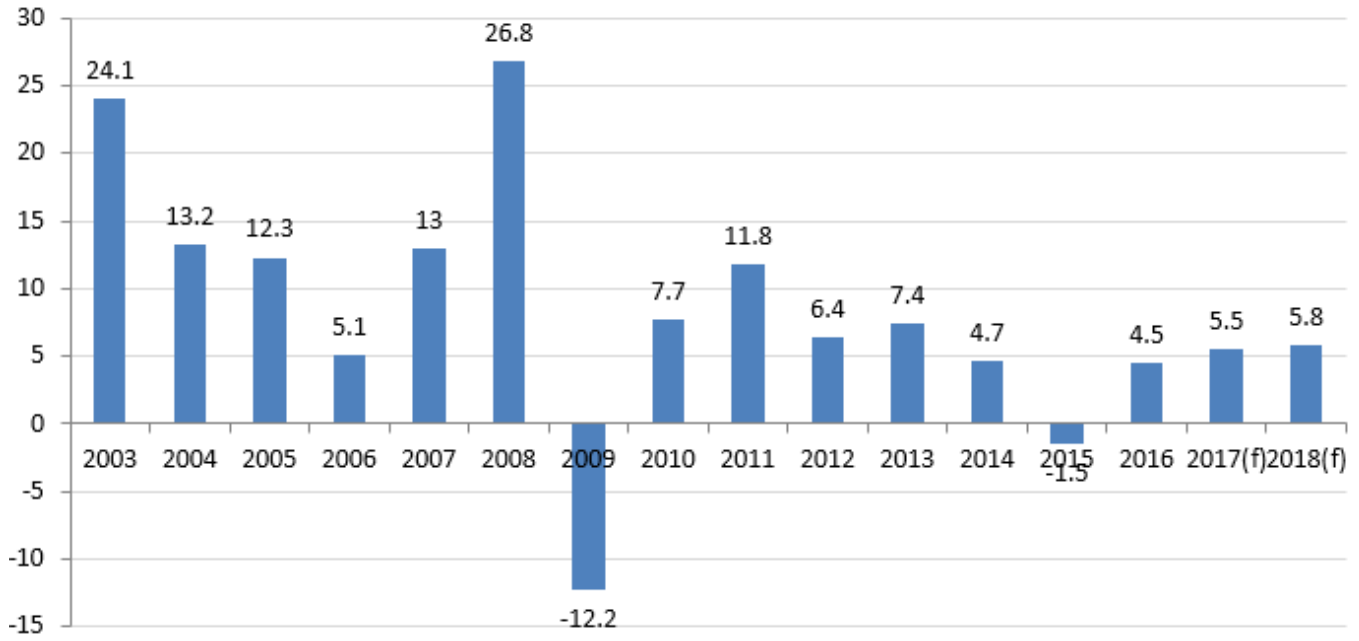
(T): Indicates years Afghanistan's score tied with one or more other country.

**NOTE:** The CPI is a composite index that draws on 14 expert opinion surveys. It scores countries on a scale from zero to ten, with zero indicating high levels of perceived corruption and ten indicating low levels of perceived corruption. Due to a lack of reliable data, Afghanistan was not included in the CPI survey for the years 2006.

### 3. ECONOMIC & QUALITY OF LIFE INDICATORS

**FIGURE 3.1**

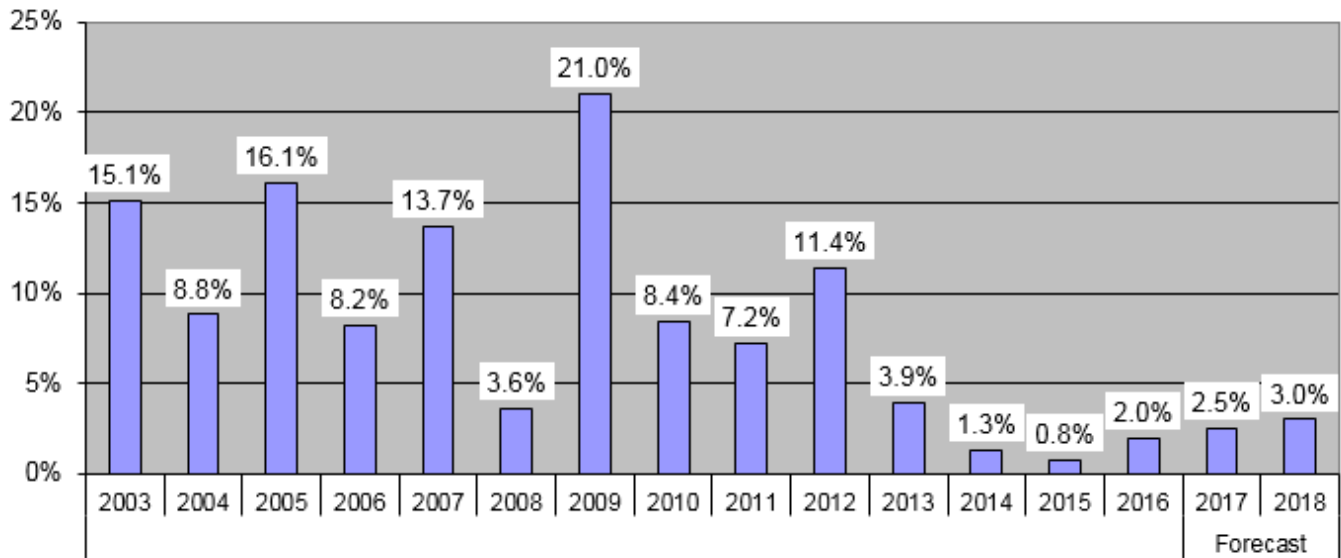
Annual Inflation (percent change) <sup>33</sup>



\*(f) = forecast.

**FIGURE 3.2**

Real GDP Growth and Nominal GDP<sup>34</sup>

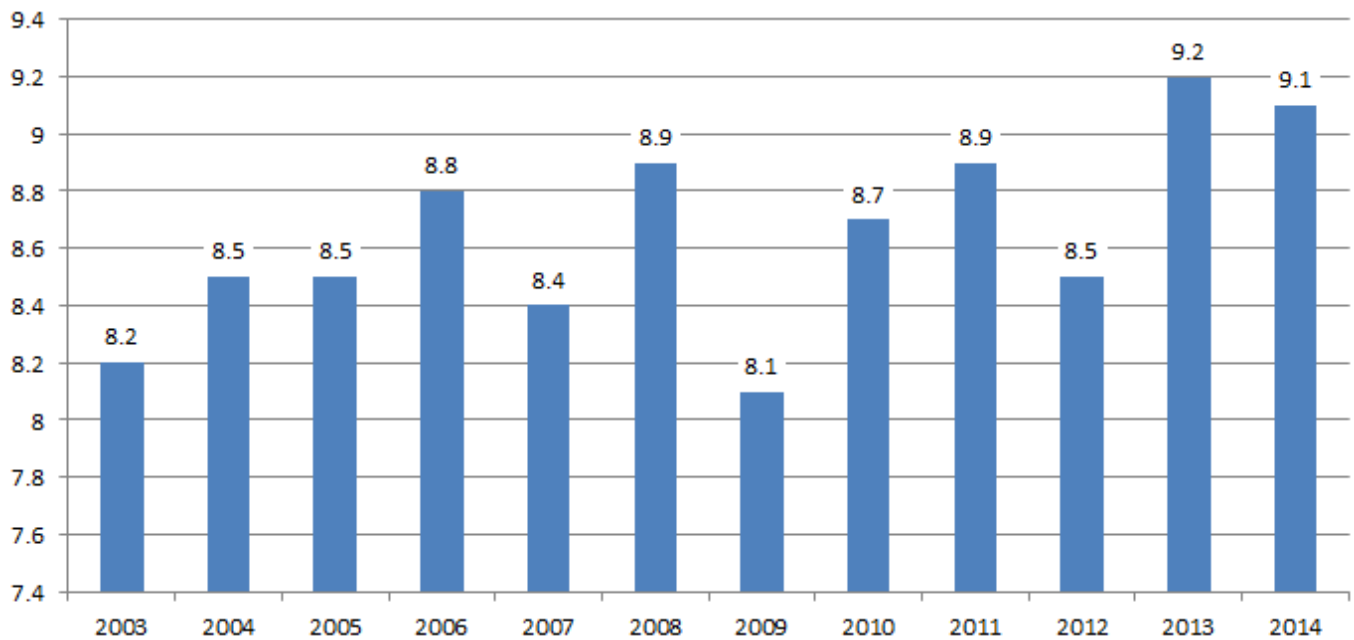


Forecast

	2002	2003	2004	2005	2006	2007	2008	2009	2010	2011	2012	2013	2014*	2015*
NOMINAL TOTAL (\$US billions)	4.4	4.5	5.1	6.2	6.9	8.6	10.3	12.1	15.3	17.9	20.3	20.1	20.3	21.5

\*Data based at least partly on estimates.

**FIGURE 3.3**  
Unemployment (% of total labor force)<sup>35</sup>



**NOTE:** According to the Labor Ministry and the Afghan Central Statistics Organization, regional unemployment rates as high as 25 to 40 percent have been noted in early 2016.

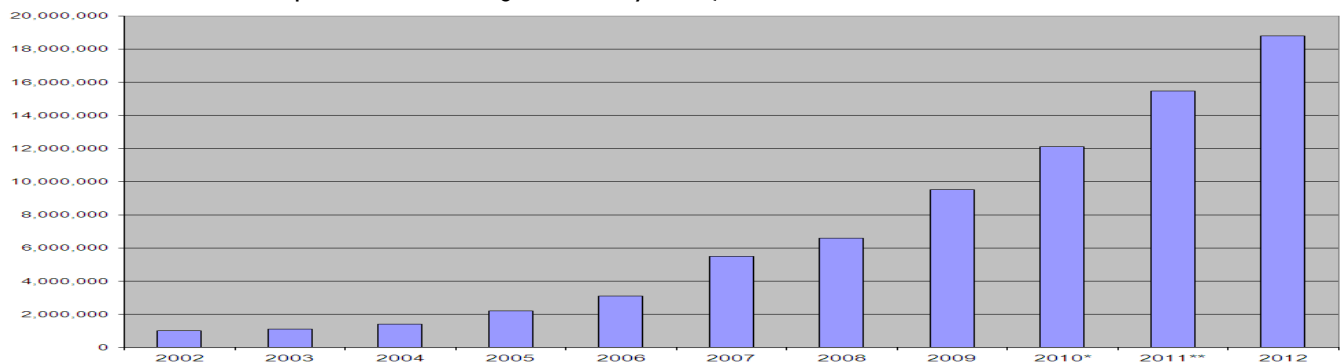
**FIGURE 3.4**  
Comparison of Electricity Supply Sources and Capacity<sup>36</sup>

YEAR	HYDRO (MW)	THERMAL (MW)	IMPORTED (MW)	OTHER* (MW)	TOTAL CAPACITY (MW)
1979	259	137	0	0	396
2002	16	16	87	0	243
2007	90	90	167	133	652
2009	n/a	n/a	n/a	n/a	1028.5
2012	n/a	n/a	n/a	n/a	1100

\*Includes diesel, micro-hydro and renewable

**NOTE:** As of September 2009, it is estimated that 15 percent of households in urban centers have access to electricity and 6 percent in rural locations have access. Operational capacity was 60 percent of installed total capacity at last report. According to USAID, in 2012 only 6% of Afghans had access to reliable electricity. In early 2013 that number was around 20%.

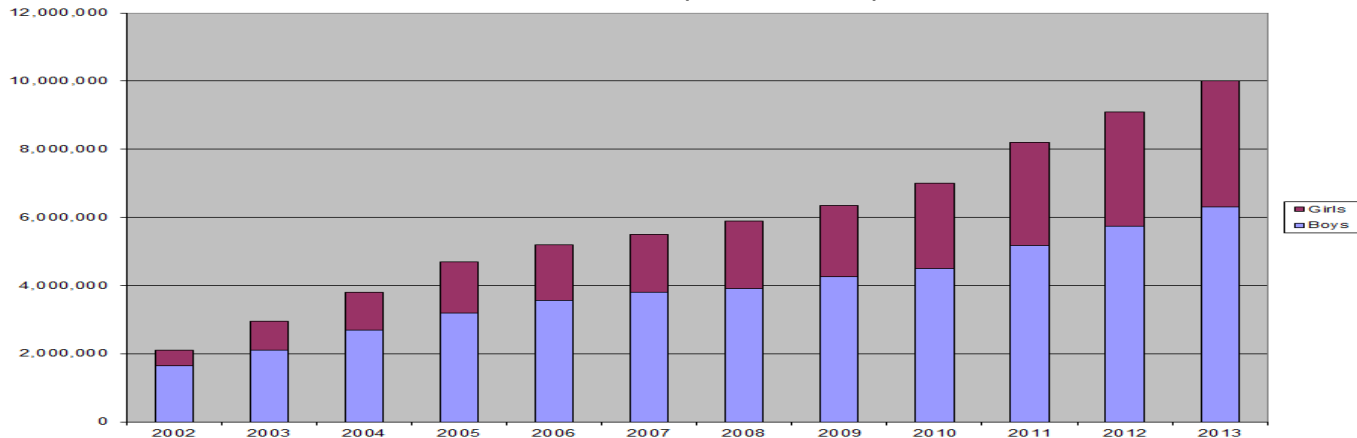
**FIGURE 3.5**  
Estimated Number of Telephone Users in Afghanistan by Year, 2002-2012<sup>37</sup>



\*2010 figures as of March 31, 2010. \*\*2011 figures are estimates using an average of 2010 and 2012 figures.

**FIGURE 3.6**  
Education Metrics<sup>38</sup>

Estimated Annual Enrollment in Elementary and Secondary Education, 2002-2013



**NOTE:** It is estimated that in 2001 less than 1 million students were enrolled in primary/secondary education, virtually none of them girls. In late 2013, a DoD report mentioned that more than 10 million students are now enrolled. 2012 numbers and the breakdown of boys vs. girls are estimates based on reporting. In 2001, university enrollment was 8,000 and in 2011 it was 77,0000

**FIGURE 3.7**  
Healthcare Metrics

Life Expectancy<sup>39</sup>

	2004	2006	2010
<b>Men</b>	42	44	62
<b>Women</b>	42	43	64

Maternal Mortality per 100,000 Births<sup>40</sup>

	2002	2012
<b>Mortality rate</b>	1,600	327

Infant and Children Under-Five Mortality Rates (Per 1,000 Live Births)<sup>41</sup>

	2003	2006	2008	2010
<b>Infant</b>	165	129	111	77
<b>Children Under Five</b>	257	191	161	97

**NOTE:** 2010 numbers do not include the "South Zone" of Afghanistan which was too violent to get accurate reporting on. It is believed that mortality rates there are about 15-25% higher.

## 4. POLLING & PUBLIC OPINION

### AFGHANISTAN IN 2016: A SURVEY OF THE AFGHAN PEOPLE<sup>42</sup>

Asia Foundation, December 2016

(12,658 Afghan adults from throughout the country were interviewed)

**FIGURE 4.1**

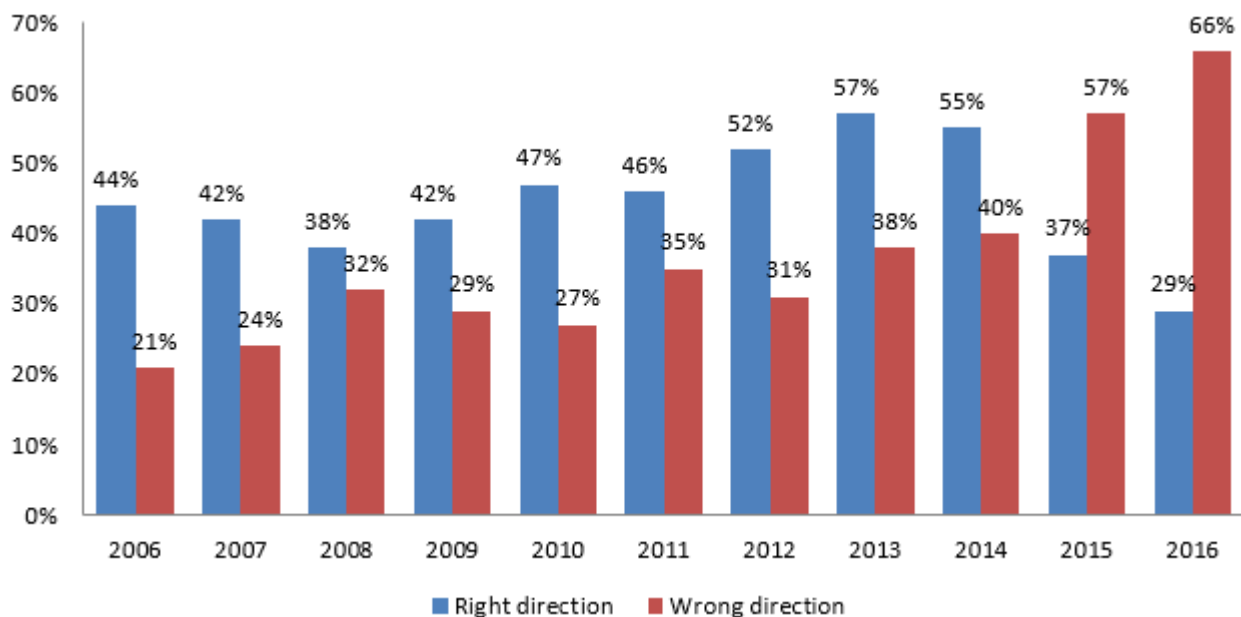
Present Condition of Various Infrastructure in Localities, 2007-2015

INFRASTRUCTURE	VERY/QUITE GOOD (%)								
	'07	'08	'09	'10	'11	'12	'13	'14	'15
Availability of clean drinking water	63	62	63	63	70	76	74	73	72
Availability of water for irrigation	59	47	53	49	45	52	53	48	47
Availability of jobs	30	21	24	27	31	29	n/a	n/a	n/a
Supply of electricity	31	25	34	34	34	36	41	38	40
Availability of medical care	56	49	49	46	57	58	52	52	49
Availability of education for children	72	70	67	68	73	77	72	74	68

Survey Released: September 2007, October 2008, October 2009, November 2010, November 2011, November 2012, December 2013, November 2014, and November 2015.

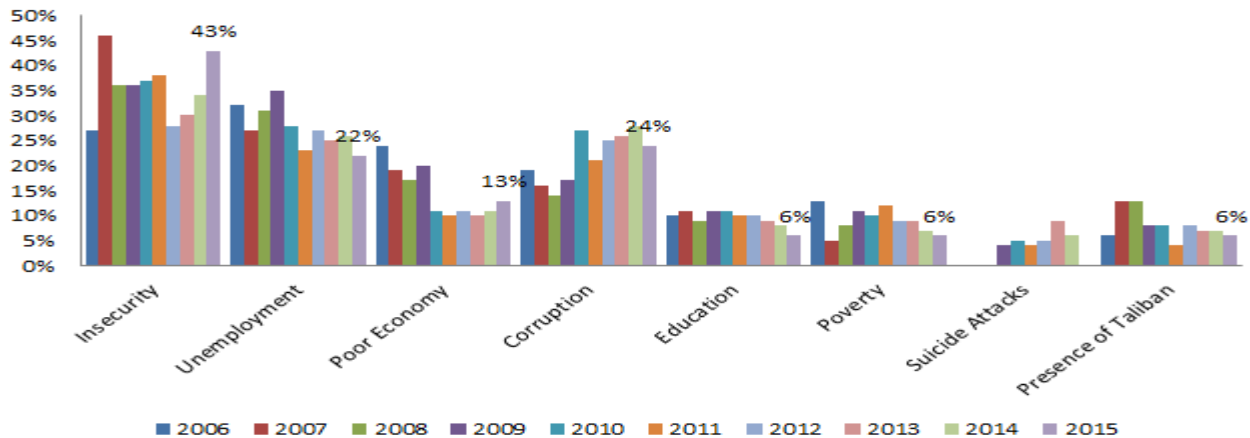
**FIGURE 4.2**

Question: Generally speaking, do you think things are going the right direction or the wrong direction in Afghanistan? (2006-2016)



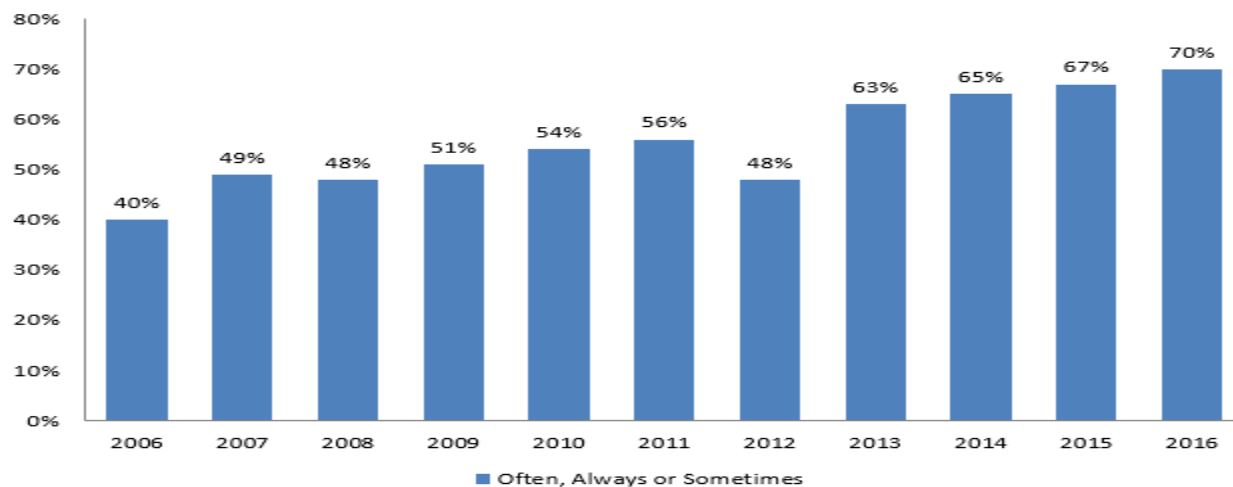
**FIGURE 4.3**

Question: What is the biggest problem facing Afghanistan as a whole? (2006-2015)



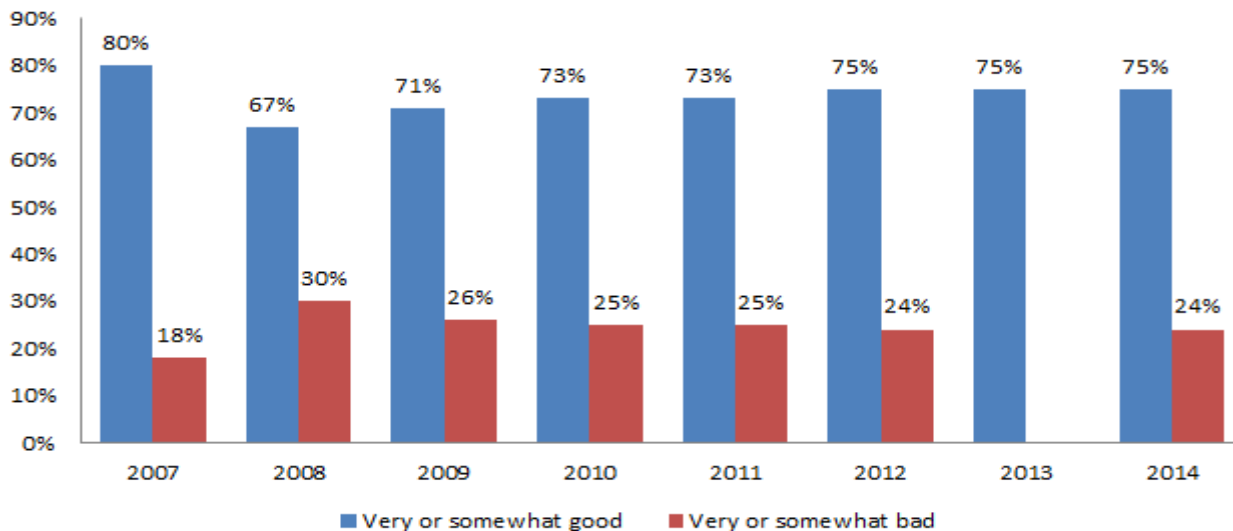
**FIGURE 4.4**

Question: How often do you fear for your own personal safety or that of your family these days? (2006-2016)



**FIGURE 4.5**

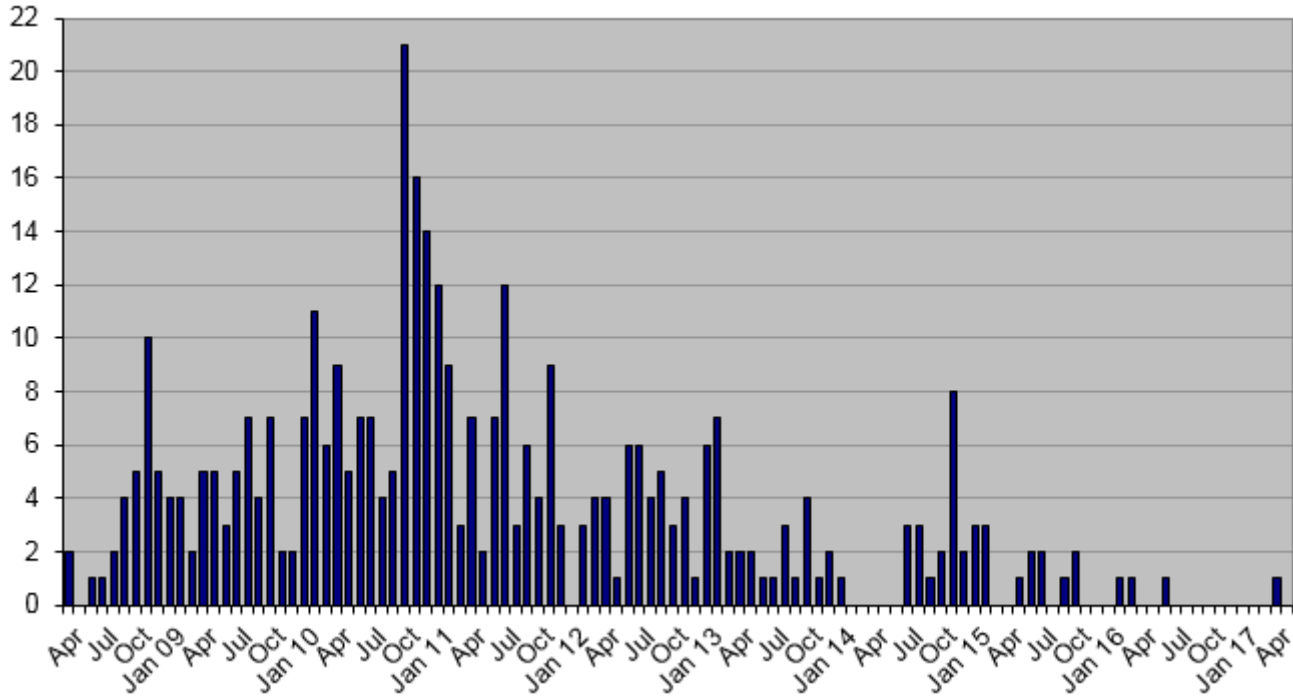
Question: Thinking of the national government, how do you feel about the way it is carrying out its responsibilities? (2007-2015)



## 5. PAKISTAN INDICATORS

**FIGURE 5.1**

Monthly Unmanned Drone Strikes in Pakistan, 2008-2017<sup>43</sup>

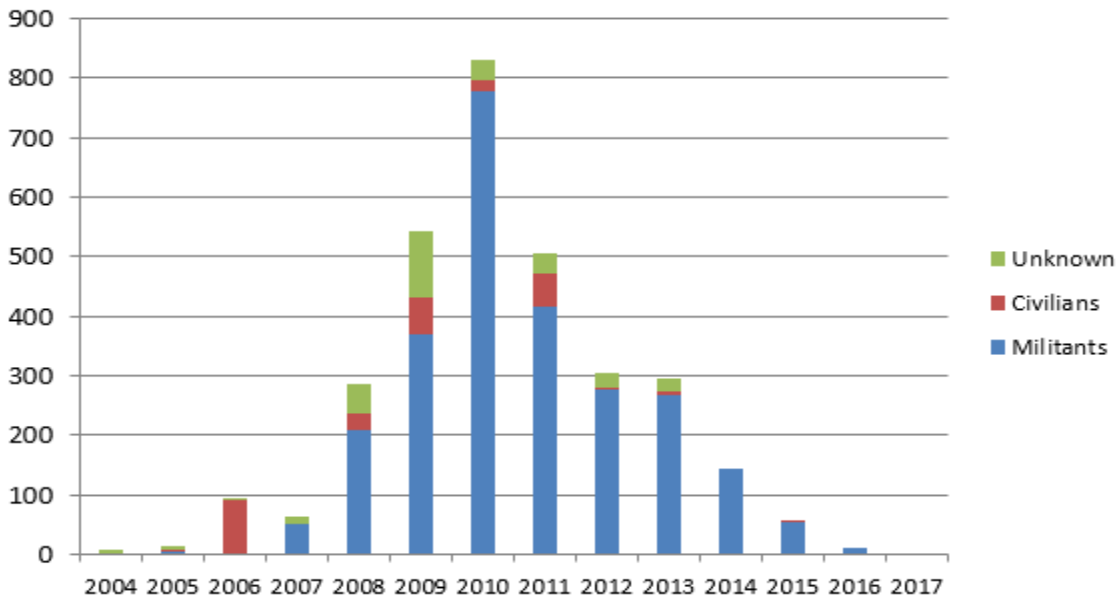


**NOTE:** Figures are through publication date.

**Cumulative totals by year since 2004:** 2004 (1); 2005 (1); 2006 (3); 2007 (5); 2008 (36); 2009 (53); 2010 (117); 2011 (65); 2012 (47); 2013 (27); 2014 (22); 2015 (11); 2016 (3); 2017 (1).

**FIGURE 5.2**

New America Foundation's Estimated Total Deaths from U.S. Drone Strikes in Pakistan, 2006-2017<sup>44</sup>

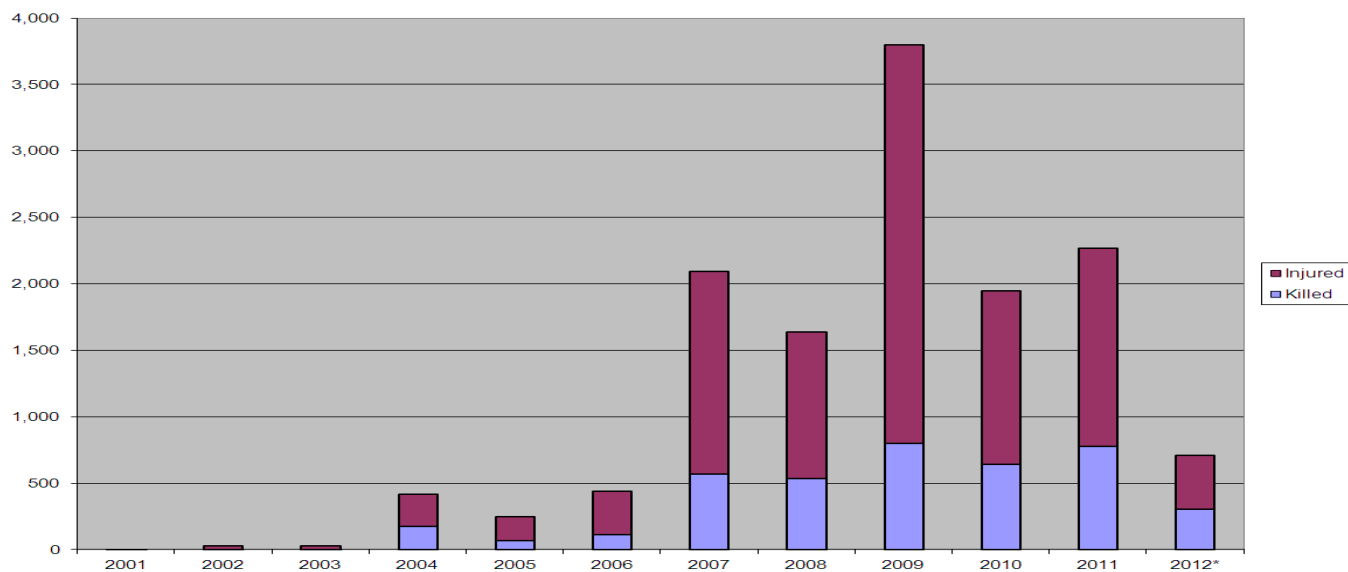


**NOTE:** Figures shown are an average of low and high estimates for each category. In October 2013, the Pakistani government released a report stating that 67 civilians and 2,160 terrorists were killed in 317 drone strikes since 2008. According to Pakistan's figures, terrorists to civilian death by year are as follows: 2008, 283/21; 2009, 451/9; 2010, 751/2; 2011, 356/35; 2012, 235/0; 2013, 84/0.



**FIGURE 5.3**

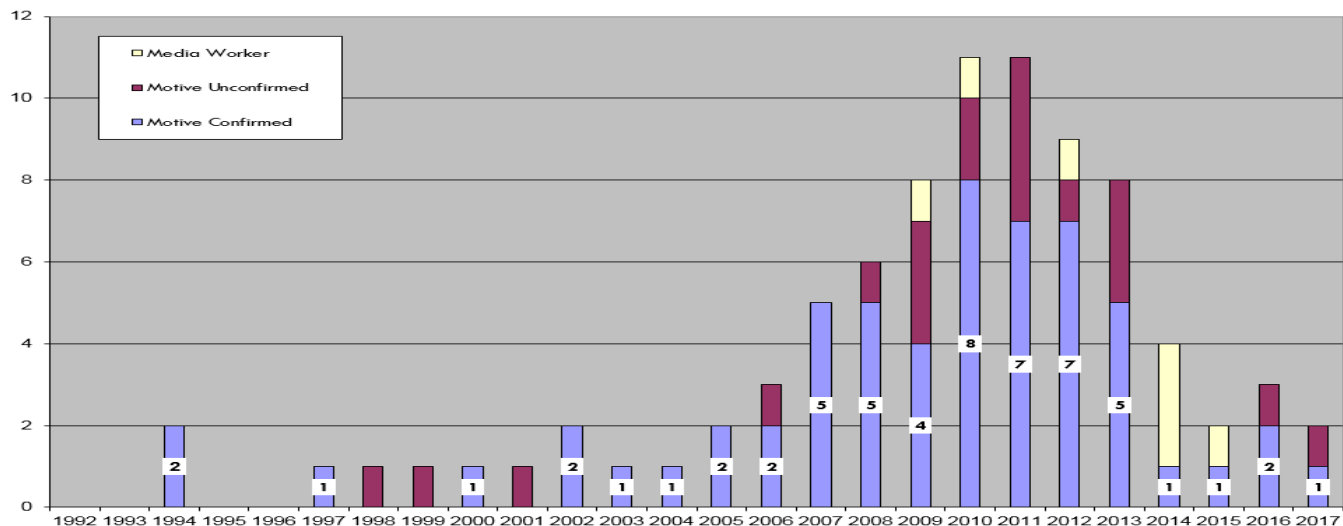
Pakistani Army Casualties, 2001-2012<sup>45</sup>



**NOTE:** Numbers from 2001-2009 are from the Pakistani military. 2010-12 numbers are via The Pak Institute for Peace Studies and are through May 2012.

**FIGURE 5.4**

Journalists Killed in Pakistan Since 1992<sup>46</sup>



**NOTE:** A total of 58 journalists have been killed "motive confirmed" since the Committee to Protect Journalists (CPJ) began tracking in 1992.

**FIGURE 5.5**

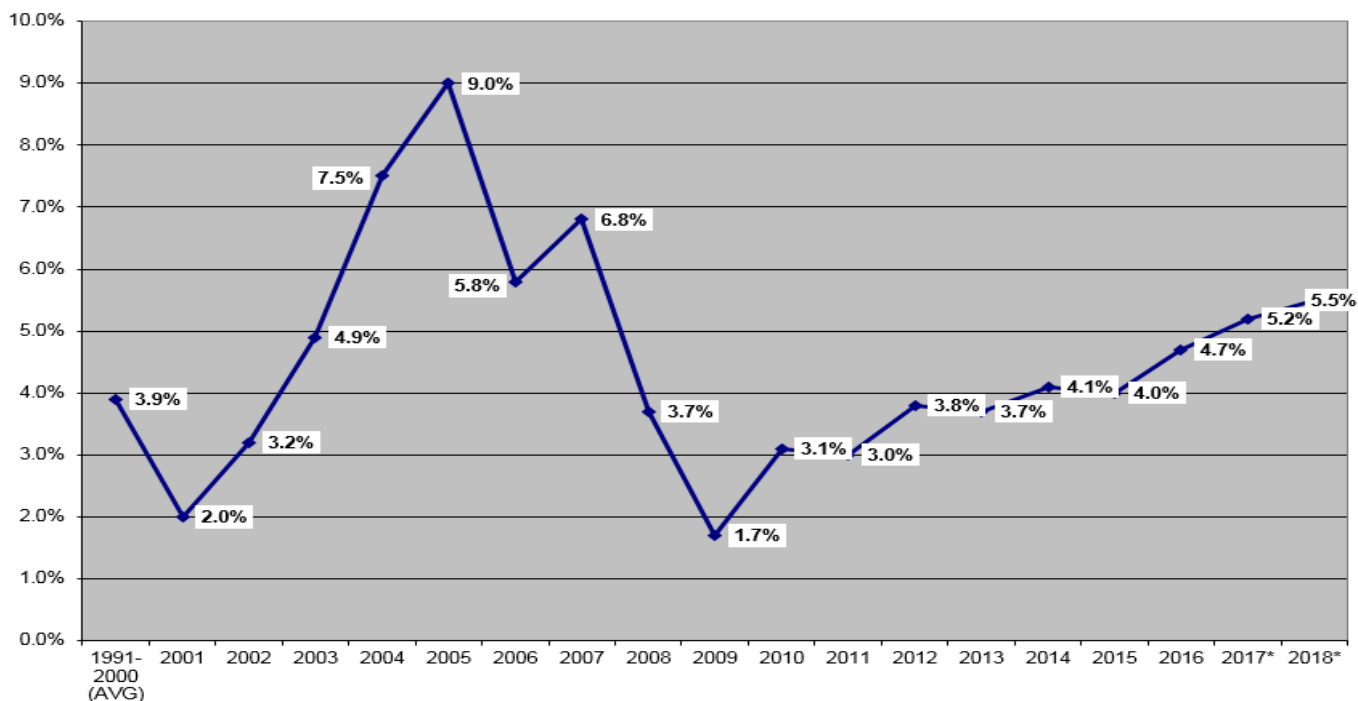
Number of Pakistani Asylum Applications, 2001 through 2013<sup>47</sup>

Year	Applications	Year	Applications
2001	10,728	2008	13,247
2002	10,070	2009	11,175
2003	13,371	2010	10,959
2004	10,880	2011	19,139
2005	7,802	2012	23,640
2006	7,590	2013	26,310
2007	14,434		

**NOTE:** In each year from 2007-2009, several countries reported a range of 1-4 individuals as an asterisk rather than an actual number. These individuals were not included in the totals above and make up a very small additional number.

**FIGURE 5.6**

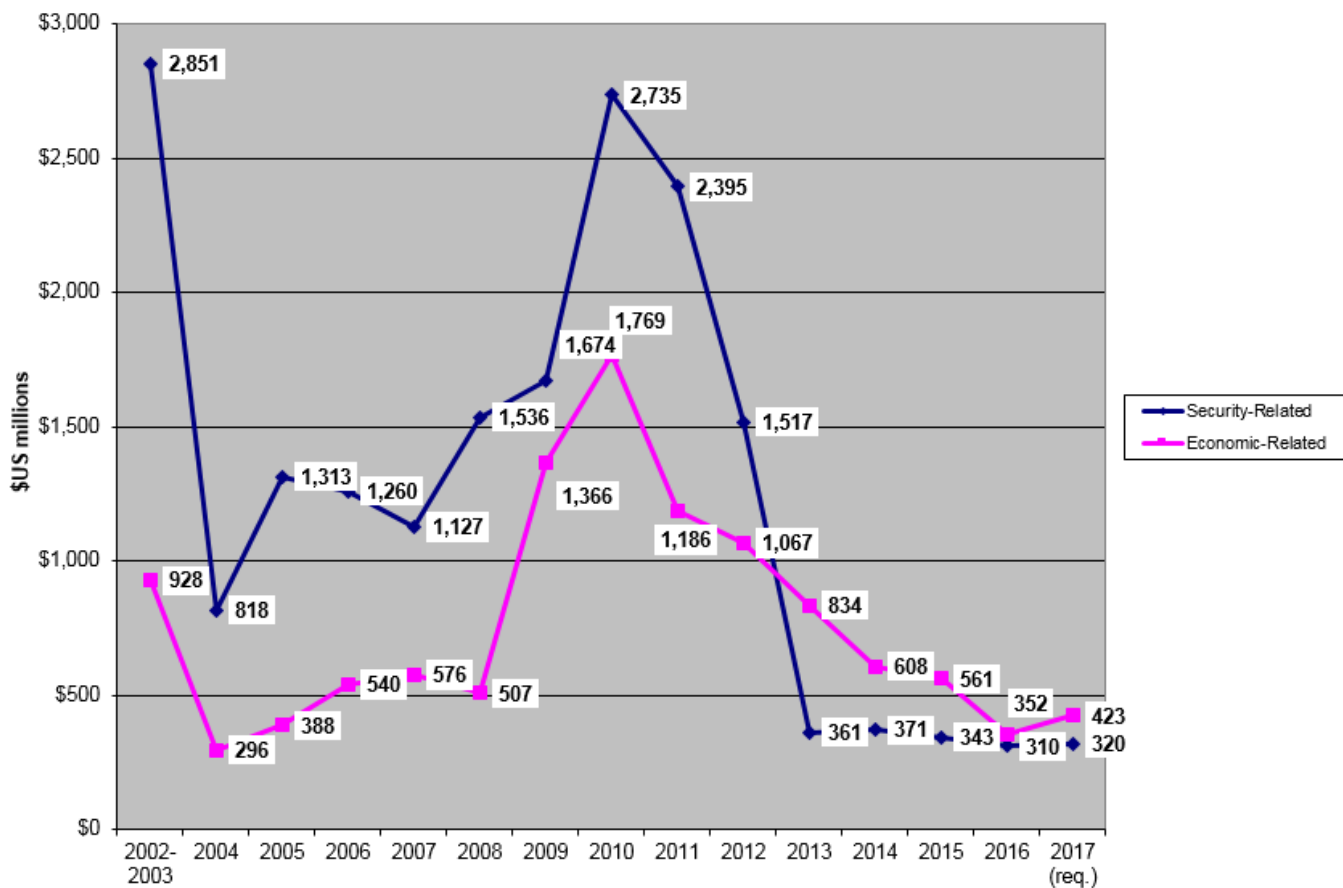
Annual Real GDP Growth Rate<sup>48</sup>



\*Figures based at least in part on estimates

**FIGURE 5.7**

Direct Overt U.S. Aid and Military Reimbursements to Pakistan, FY 2002-FY 2017<sup>49</sup>



**NOTE:** Previous versions of this chart had significantly higher numbers for “security related” funding. Those numbers included “CSF Reimbursements” which are Pentagon funds that are not technically foreign assistance. Those funds are as follows: 2002-07, \$5,678; 2008, \$1,019; 2009, \$685; 2010, \$1,499; 2011, \$1,118; 2012, \$688.

## 6. AFGHANISTAN RESEARCH TOOLS

**FIGURE 6.1**

Additional Sources of Information on Afghanistan and Pakistan

Source	Web Site Address
International Security Assistance Force <i>ISAF, in support of the Government of the Islamic Republic of Afghanistan, conducts operations in Afghanistan to reduce the capability and will of the insurgency, support the growth in capacity and capability of the Afghan National Security Forces (ANSF), and facilitate improvements in governance and socio-economic development, in order to provide a secure environment for sustainable stability that is observable to the population.</i>	<a href="http://www.isaf.nato.int/">http://www.isaf.nato.int/</a>
Afghanistan Conflict Monitor <i>An Initiative of the Human Security Report Project at the School for International Studies at Simon Fraser University. Provides summaries of academic articles and reports, links to documents, publications and data.</i>	<a href="http://www.afghanconflictmonitor.org/">http://www.afghanconflictmonitor.org/</a>
AfghanWire <i>Afghanwire.com provides an internet-based news and information service to organizations and professional users who want to monitor Afghanistan's national media outlets.</i>	<a href="http://www.afghanwire.com/">http://www.afghanwire.com/</a>
The Afghanistan Analysts Network <i>The Afghanistan Analysts Network (AAN) is a non-profit, independent policy research organization. It aims to bring together the knowledge, experience and drive of a large number of experts to better inform policy and to increase the understanding of Afghan realities. It is driven by engagement and curiosity and is committed to producing independent, high quality and research-based analysis on developments in Afghanistan.</i>	<a href="http://aan-afghanistan.com/">http://aan-afghanistan.com/</a>
Afghanistan Research and Evaluation Unit <i>The Afghanistan Research and Evaluation Unit (AREU) is an independent research institute based in Kabul. AREU's mission is to inform and influence policy and practice through conducting high-quality, policy-relevant research and actively disseminating the results, and to promote a culture of research and learning.</i>	<a href="http://www.areu.org.af/?Lang=en-US">http://www.areu.org.af/?Lang=en-US</a>
International Crisis Group <i>The International Crisis Group is an independent, non-profit, non-governmental organization committed to preventing and resolving deadly conflict.</i>	<a href="http://www.crisisgroup.org/">http://www.crisisgroup.org/</a>

<sup>1</sup> Hannah Fairfield and Kevin Quealy, "Troop Levels in Afghanistan Since 2001," *New York Times*, October 1, 2009. Accessed at: <http://www.nytimes.com/interactive/2009/10/01/world/middleeast/afghanistan-policy.html>. Institute for the Study of War, "Afghanistan Order of Battle", November 2009. Accessed at: <http://www.understandingwar.org/files/AfghanistanORBAT.pdf>. February 2010 figures: David Petraeus, *Meet the Press*, February 21, 2010, accessed at [www.msnbc.com](http://www.msnbc.com). "US weighs more troops for north Afghanistan: official", *Agence France Presse*, March 19, 2010. John J. Kruzal, "Special Forces in Iraq to Remain through Drawdown", *American Forces Press Service*, April 1, 2010. Anne Gearan, "More US troops in Afghanistan than Iraq, a first", *Associated Press*, May 24, 2010. Luis Martinez, "Gates, Mullen & Clinton React to McChrystal", *ABC News*, June 24, 2010. Robert Reid, "US casualties in Afghanistan soar to record highs", *The Associated Press*, July 31, 2010. Robert Reid, "5 More American Troops Die in Afghan Fighting", *Associated Press*, August 31, 2010. Robert Burns and Julie Pace, "With Afghan control by 2014, Obama sees combat end", *Associated Press*, November 21, 2010. Tom Vanden Brook, "Afghan pilot kills 9 U.S. trainers", *USA Today*, April 28, 2011. "American Forces in Afghanistan and Iraq", *New York Times*, June 22, 2011. Admiral Michael Mullen, "Statement Before the Armed Services Committee on Afghanistan and Iraq", September 22, 2011. Accessed at: <http://armed-services.senate.gov/statemnt/2011/09%20September/Mullen%2009-22-11.pdf>. Jim Garamone, "Report Cites Security Progress in Afghanistan", *American Forces Press Services*, October 28, 2011. Lolita C. Baldor, "10K US Troops Left Afghanistan in 2011", *Associated Press*, December 22, 2011. Jim Garamone, "Officials Discuss Troop Numbers, Partnership With Afghanistan", *American Forces Press Service*, March 22, 2011. Mathieu Rabechault, "Long-term 'challenges' in Afghanistan: US military", *Agence France Presse*, May 1, 2012. David Martin, "'Green on blue' attacks a growing problem", *CBS News*, August 10, 2012. Jim Garamone, "Panetta Discusses Operations in Afghanistan", *American Forces Press Service*, September 27, 2012. U.S. Department of Defense, "DOD Press Briefing with George Little from the Pentagon", January 29, 2013. <http://www.defense.gov/Transcripts/Transcript.aspx?TranscriptID=5184>. "Hagel Issues Message to Defense Department Workforce", *American Forces Press Service*, February 27, 2012. Kristin Callahan, "Afghan election could be key to smooth security transition", *Army Times*, July 12, 2013. Jim Garamone, "ISAF Chief Briefs Reservists on Afghan Progress, Future", *American Forces Press Service*, August 8, 2013. Jessica Donati and Mark Felsenthal, "U.S. says may pull out all troops as Karzai holds up deal", *Reuters*, November 26, 2013. "Six U.S. soldiers killed in helicopter crash in Afghanistan", *Reuters*, December 17, 2013. Jim Garamone, "Obama Touches on Afghanistan, Iran, Syria in State of Union Address", *American Forces Press Service*, January 28, 2014. Michelle Tan, "33,000 troops to go: 1-star outlines Afghanistan drawdown", *Military Times*, March 31, 2014. Anna Mulrine, "Americans killed in Kabul: what it may signal about Afghanistan's future", *Christian Science Monitor*, April 25, 2014. Jim Garamone, "Afghanistan Dominates Dunford's Confirmation Hearing", *DoD News*, July 17, 2014. David Jackson, "US To Keep 10,000 Troops in Afghanistan", *Defense News*, September 29, 2014. Tom Howell Jr., "Obama marks end of Afghan mission as 'milestone'", *The Washington Times*, 12/28/2014. Jesse Byrnes, "US classifies spending, stats on Afghan forces", *The Hill*, January 29, 2015. Special Inspector General for Afghanistan Reconstruction, "Quarterly Report to the United States Congress", July 30, 2015, p. 97. Accessed at: <https://www.sigar.mil/pdf/quarterlyreports/2015-07-30qr.pdf>. Jim Garamone, "Obama: 8,400 U.S. Troops to Remain in Afghanistan through January", *DoD News*, July 6, 2016.

<sup>2</sup> Michael O'Hanlon and Adriana Lins de Albuquerque, "Afghanistan Index", February 23, 2005. Accessed at:

<http://www.brookings.edu/~media/Files/Programs/FP/afghanistan%20index/index20050223.pdf>. Victor Davis Hanson, "Will Iraq work? That's up to us", *National Review Online*, April 23, 2004. U.S. Department of State, "The U.S. and Nato: An Alliance of Purpose", June 2004. Jon Lee Anderson, "The Man in the Palace: Hamid Karzai and the dilemma of being Afghanistan's President", *The New Yorker*, June 6, 2005. Thom Shanker, "Coalition Steps Up Raids as Afghan Elections Approach", *The New York Times*, August 20, 2005. Ahmed Rashid, "Nato's Afghanistan troop dilemma", *BBC News*, December 26, 2005. Michael R. Gordon, "NATO Moves to Tighten Grip in Afghanistan", *The New York Times*, June 9, 2006. Peter Bergen, "Trees and tapes may hint at bin Laden location", *CNN*, August 28, 2006. Mark John and Kristin Roberts, "NATO takes over Afghanistan war", *The Sydney Morning Herald*, September 30, 2006. U.S. Department of Defense, "Correcting the Record", October 5, 2006. Thom Shanker, "Leaving NATO, U.S. General Still Seeks Troops for Afghanistan", *The New York Times*, December 21, 2006. *CBC News*, "NATO troops in Afghanistan in November 2006", November 29, 2006. "ISAF Troop Placemat", NATO-ISAF Web site. Accessed at: <http://www.isaf.nato.int/en/isaf-placemat-archives.html>. "Six U.S. soldiers killed in helicopter crash in Afghanistan", *Reuters*, December 17, 2013. Special Inspector General for Afghanistan Reconstruction, "Quarterly Report to the United States Congress", July 30, 2015, p. 97. Accessed at: <https://www.sigar.mil/pdf/quarterlyreports/2015-07-30qr.pdf>.

<sup>3</sup> "ISAF Troops Placemat", NATO-ISAF website. Accessed at: <http://www.isaf.nato.int/en/isaf-placemat-archives.html>

<sup>4</sup> U.S. Department of Defense, "Report on Progress toward Security and Stability in Afghanistan", Report to Congress in Accordance with the 2008 National Defense Authorization Act, June 2008, p. 22. Accessed at:

[http://www.defenselink.mil/pubs/Report\\_on\\_Progress\\_toward\\_Security\\_and\\_Stability\\_in\\_Afghanistan\\_1230.pdf](http://www.defenselink.mil/pubs/Report_on_Progress_toward_Security_and_Stability_in_Afghanistan_1230.pdf) GAO-08-661, "Afghanistan Security: Further Congressional Action May Be Needed to Ensure Completion of a Detailed Plan to Develop and Sustain Capable Afghan National Security Forces", *Government Accountability Office*, June 2008, p. 33. Accessed at: <http://www.gao.gov/new.items/d08661.pdf> Major General Robert Cone, Press Conference from Afghanistan, November 12, 2008. Accessed at: <http://www.defenselink.mil/transcripts/transcript.aspx?transcriptid=4314> "ISAF Troops Placemat", NATO-ISAF website. Accessed at: [http://www.nato.int/ISAF/docu/epub/pdf/isaf\\_placemat.pdf](http://www.nato.int/ISAF/docu/epub/pdf/isaf_placemat.pdf). Special Inspector General for Afghanistan Reconstruction, "Quarterly Report to the United States Congress", January 30, 2010, p. 60. Accessed at:

[http://www.sigar.mil/reports/quarterlyreports/jan2010/pdf/SIGAR\\_Jan2010.pdf](http://www.sigar.mil/reports/quarterlyreports/jan2010/pdf/SIGAR_Jan2010.pdf). ISAF, "Metrics Brief May 2010", unclassified briefing slides. David Gollust, "US Envoy Reports Progress on Afghan Security", *Voice of America*, December 21, 2004. Caroline Wadhams, "Afghanistan: Four Years After the Invasion", Center for American Progress, October 2005, p. 5. Accessed at: <http://www.americanprogress.org/kf/afghanistan.pdf>. Anthony Cordesman, "Winning in Afghanistan: How to Face the Rising Threat", Center for Strategic and International Studies, December 12, 2006, p. 65. Accessed at:

<http://www.comw.org/warreport/fulltext/0612cordesman.pdf>. CJ Radin, "Afghan National Security Forces Order of Battle", *The Long War Journal*, January 2008. Accessed at: [http://www.longwarjournal.org/multimedia/ANSF%20OBpage%206-%20ANP%20\(2008.01.11%20cjr\).pdf](http://www.longwarjournal.org/multimedia/ANSF%20OBpage%206-%20ANP%20(2008.01.11%20cjr).pdf). ISAF, "Metrics Brief

February 2011", unclassified briefing slides. ISAF, "Metrics Brief May 2011", unclassified briefing slides. Gen John Keane, "Congressional Testimony", House Armed Services Committee, July 27, 2011. Accessed at: [http://armedservices.house.gov/index.cfm/files/?serve?File\\_id=29a3688f-b167-4dc7-b78c-7a836a34e144](http://armedservices.house.gov/index.cfm/files/?serve?File_id=29a3688f-b167-4dc7-b78c-7a836a34e144). ISAF, "September 2011 ANSF Progress Overview", unclassified briefing slides. ISAF, "October 2011 ANSF Progress Overview", unclassified briefing slides. ISAF, "November 2011 ANSF Progress Overview", unclassified briefing slides. ISAF, "January 2012 ANSF Progress Overview", unclassified briefing slides. ISAF, "February 2012 ANSF Progress Overview", unclassified briefing slides. ISAF, "March 2012 ANSF Progress Overview", unclassified briefing slides. ISAF, "April 2012 ANSF Progress Overview", unclassified briefing slides. International Security Assistance Force, "ISAF Factsheet on Current ANSF Status", October 16, 2012. Accessed at: <http://www.isaf.nato.int/article/isaf-releases/isaf-factsheet-on-current-ansf-status.html>. "Afghanistan's security transition reaches key point", *IJSS Strategic Comments*, Vol 19., 2013. Accessed at: <http://www.ijss.org/publications/strategic-comments/past-issues/volume-19-2013/march/afghanistans-security-transition-reaches-key-point/>. U.S. Department of Defense, "Report on Progress toward Security and Stability in Afghanistan", Report to Congress, July 2013, pp. 62 & 78. Accessed at:

[http://www.defenselink.mil/pubs/Report\\_on\\_Progress\\_toward\\_Security\\_and\\_Stability\\_in\\_Afghanistan\\_1230.pdf](http://www.defenselink.mil/pubs/Report_on_Progress_toward_Security_and_Stability_in_Afghanistan_1230.pdf). U.S. Department of Defense, "Report on Progress toward Security and Stability in Afghanistan", Report to Congress, November 2013, pp. 48 & 59. Accessed at: [http://www.defense.gov/pubs/October\\_1230\\_Report\\_Master\\_Nov7.pdf](http://www.defense.gov/pubs/October_1230_Report_Master_Nov7.pdf). Special Inspector General for Afghanistan Reconstruction, "Quarterly Report to the United States Congress", October 30, 2014, p. 99. Accessed at: <http://www.sigar.mil/pdf/quarterlyreports/2014-10-30qr.pdf>. Special Inspector General for Afghanistan Reconstruction, "Quarterly Report to the United States Congress", January 30, 2015, p. 23. Accessed at: <http://www.sigar.mil/pdf/quarterlyreports/2015-01-30qr.pdf>. Special Inspector General for Afghanistan Reconstruction, "Quarterly Report to the United States Congress", April 30, 2015, pp. 3-4. Accessed at: <https://www.sigar.mil/pdf/quarterlyreports/2015-04-30qr.pdf>. Special Inspector General for Afghanistan Reconstruction, "Quarterly Report to the United States Congress", July 30, 2015, p. 98. Accessed at: <https://www.sigar.mil/pdf/quarterlyreports/2015-07-30qr.pdf>. Special Inspector General for Afghanistan Reconstruction, "Quarterly Report to the United States Congress", July 30, 2016, p. 93. Accessed at: <https://www.sigar.mil/pdf/quarterlyreports/2016-07-30qr.pdf>. Special Inspector General for Afghanistan Reconstruction, "Quarterly Report to the United States Congress", April 30, 2017, p. 99. Accessed at:

<https://www.sigar.mil/pdf/quarterlyreports/2017-04-30qr.pdf>.

<sup>5</sup> ISAF, "Metrics Brief February 2011", unclassified briefing slides. Rod Nordland, "Some Police Recruits Impose 'Islamic Tax' on Afghans", *The New York Times*, June 13, 2011. General John R. Allen, "Hearing of the Senate Armed Services Committee Subject: Situation in Afghanistan", Senate Armed Services Committee, March 22, 2012. U.S. Department of Defense, "Report on Progress toward Security and Stability in Afghanistan", Report to Congress in Accordance with the

2008 National Defense Authorization Act, December 2012, p. 81. Accessed at: [http://www.defenselink.mil/pubs/Report\\_on\\_Progress\\_toward\\_Security\\_and\\_Stability\\_in\\_Afghanistan\\_1230.pdf](http://www.defenselink.mil/pubs/Report_on_Progress_toward_Security_and_Stability_in_Afghanistan_1230.pdf). Luke Coffey, "U.S. Should Back a Robust Afghan National Security Force", *The Heritage Foundation*, February 22, 2013. U.S. Department of Defense, "Report on Progress toward Security and Stability in Afghanistan", Report to Congress, July 2013, p. 98. Accessed at: [http://www.defenselink.mil/pubs/Report\\_on\\_Progress\\_toward\\_Security\\_and\\_Stability\\_in\\_Afghanistan\\_1230.pdf](http://www.defenselink.mil/pubs/Report_on_Progress_toward_Security_and_Stability_in_Afghanistan_1230.pdf). U.S. Department of Defense, "Report on Progress toward Security and Stability in Afghanistan", Report to Congress, November 2013, p. 69. Accessed at: [http://www.defense.gov/pubs/October\\_1230\\_Report\\_Master\\_Nov7.pdf](http://www.defense.gov/pubs/October_1230_Report_Master_Nov7.pdf). Jim Garamone, "Afghanistan Dominates Dunford's Confirmation Hearing", DoD News, July 17, 2014. Special Inspector General for Afghanistan Reconstruction, "Quarterly Report to the United States Congress", April 30, 2015, p. 95. Accessed at: <https://www.sigar.mil/pdf/quarterlyreports/2015-04-30qr.pdf>. Special Inspector General for Afghanistan Reconstruction, "Quarterly Report to the United States Congress", July 30, 2016, p. 100. Accessed at: <https://www.sigar.mil/pdf/quarterlyreports/2016-07-30qr.pdf>. Special Inspector General for Afghanistan Reconstruction, "Quarterly Report to the United States Congress", April 30, 2017, p. 102. Accessed at: <https://www.sigar.mil/pdf/quarterlyreports/2017-04-30qr.pdf>.

<sup>6</sup> ISAF, "Metrics Brief April 2011", unclassified briefing slides. ISAF, "January 2012 ANSF Progress Overview", unclassified briefing slides. U.S. Department of Defense, "Report on Progress toward Security and Stability in Afghanistan", Report to Congress in Accordance with the 2008 National Defense Authorization Act, December 2012, p. 58. Accessed at: [http://www.defenselink.mil/pubs/Report\\_on\\_Progress\\_toward\\_Security\\_and\\_Stability\\_in\\_Afghanistan\\_1230.pdf](http://www.defenselink.mil/pubs/Report_on_Progress_toward_Security_and_Stability_in_Afghanistan_1230.pdf). U.S. Department of Defense, "Report on Progress toward Security and Stability in Afghanistan", Report to Congress, July 2013, p. 65. Accessed at: [http://www.defenselink.mil/pubs/Report\\_on\\_Progress\\_toward\\_Security\\_and\\_Stability\\_in\\_Afghanistan\\_1230.pdf](http://www.defenselink.mil/pubs/Report_on_Progress_toward_Security_and_Stability_in_Afghanistan_1230.pdf).

<sup>7</sup> ISAF, "Metrics Brief September 2010", unclassified briefing slides. ISAF, "Metrics Brief June 2011", unclassified briefing slides. General John R. Allen, "Hearing of the Senate Armed Services Committee Subject: Situation in Afghanistan", Senate Armed Services Committee, March 22, 2012. U.S. Department of Defense, "Report on Progress toward Security and Stability in Afghanistan", Report to Congress, April 2011, p. 39. Accessed at: [http://www.defense.gov/news/1230\\_1231Report.pdf](http://www.defense.gov/news/1230_1231Report.pdf). U.S. Department of Defense, "Report on Progress toward Security and Stability in Afghanistan", Report to Congress, October 2011, p. 45. Accessed at: [http://www.defense.gov/pubs/pdfs/October\\_2011\\_Section\\_1230\\_Report.pdf](http://www.defense.gov/pubs/pdfs/October_2011_Section_1230_Report.pdf). U.S. Department of Defense, "Report on Progress toward Security and Stability in Afghanistan", Report to Congress, April 2012, p. 44. Accessed at: [http://www.defense.gov/pubs/pdfs/Report\\_Final\\_SecDef\\_04\\_27\\_12.pdf](http://www.defense.gov/pubs/pdfs/Report_Final_SecDef_04_27_12.pdf). U.S. Department of Defense, "Report on Progress toward Security and Stability in Afghanistan", Report to Congress, December 2012, p. 94. Accessed at: [http://www.defense.gov/pubs/pdfs/1230\\_Report\\_final.pdf](http://www.defense.gov/pubs/pdfs/1230_Report_final.pdf). U.S. Department of Defense, "Report on Progress toward Security and Stability in Afghanistan", Report to Congress, July 2013, p. 106. Accessed at: [http://www.defenselink.mil/pubs/Report\\_on\\_Progress\\_toward\\_Security\\_and\\_Stability\\_in\\_Afghanistan\\_1230.pdf](http://www.defenselink.mil/pubs/Report_on_Progress_toward_Security_and_Stability_in_Afghanistan_1230.pdf).

<sup>8</sup> Moshe Schwartz, "Department of Defense Contractors in Iraq and Afghanistan: Background and Analysis", *Congressional Research Service*, December 14, 2009. Accessed at: <http://www.fas.org/sqp/crs/natsec/R40764.pdf>. Matt Kelley, "Afghanistan Becomes More Dangerous For Contractors", *USA Today*, April 22, 2010. Moshe Schwartz, "Department of Defense Contractors in Iraq", *Congressional Research Service*, July 2, 2010. <http://www.fas.org/sqp/crs/natsec/R40764.pdf>. Moshe Schwartz, "The Department of Defense's Use of Private Security Contractors in Afghanistan and Iraq: Background, Analysis, and Options for Congress", February 21, 2011, p. 8. Accessed at: <http://www.scribd.com/doc/49497821/CRS-report-on-PSCs-in-Afghanistan-and-Iraq-02232011> (and subsequent updates). "CENTCOM Quarterly Contractor Census Reports", Office of the Deputy Assistant Secretary of Defense. Accessed at: [http://www.acq.osd.mil/log/PS/CENTCOM\\_reports.html](http://www.acq.osd.mil/log/PS/CENTCOM_reports.html)

<sup>9</sup> Strategic Advisory Group Headquarters ISAF, "Security Metrics: March 2009", prepared April 16, 2009 (and subsequent updates). Yaroslav Trofimov, "In Afghanistan, Attacks Rise, Troop Deaths Fall", *Wall Street Journal*, July 27, 2012. ISAF, Monthly Trends Reports. Accessed at: <http://www.isaf.nato.int/article/news/monthly-trends.html>. U.S. Department of Defense, "Report on Progress toward Security and Stability in Afghanistan", Report to Congress, July 2013, p. A-3. Accessed at: [http://www.defenselink.mil/pubs/Report\\_on\\_Progress\\_toward\\_Security\\_and\\_Stability\\_in\\_Afghanistan\\_1230.pdf](http://www.defenselink.mil/pubs/Report_on_Progress_toward_Security_and_Stability_in_Afghanistan_1230.pdf)

<sup>10</sup> Tom Vanden Brook, "Insider' Afghan Attacks Blister", *USA Today*, June 14, 2011. General John R. Allen, "Hearing of the Senate Armed Services Committee Subject: Situation in Afghanistan", Senate Armed Services Committee, March 22, 2012. Peter Bergen, "Afghan Army, Police Pose Growing Risk to U.S., NATO Troops", *CNN*, March 29, 2011. "NATO: Personal Problems Not Taliban Behind Most 'Blue-on-Green' Attacks", *Voice of America*, April 2, 2012. "Green on Blue' Attacks Not an Indicator of Taliban Infiltration: Allen", *Tolo News*, May 21, 2012. "World Briefs: 2 Americans killed in 'green-on-blue' attack", *The Washington Times*, July 22, 2012. Nate Rawlings, "Blue on Green: A Never Ending Trend", *Time.com's Battleground Blog*, July 23, 2012. New America Foundation, "Rapid Mapping 'Green-on-Blue' Attacks", <http://data.newamerica.net/showcase/rapid-mapping-green-blue-attacks>. "U.S. troop killed, 'insider' escapes after latest attack in Afghanistan", *CBS News*, August 20, 2012. Alissa Rubin, "Audacious Raid on NATO Base Shows Taliban's Reach", *The New York Times*, September 17, 2012. [icasualties.org Operation Enduring Freedom Casualty Count website](http://icasualties.org/OperationEnduringFreedomCasualtyCount). Accessed at: <http://icasualties.org/OEF/Default.aspx>.

<sup>11</sup> U.S. Department of Defense Operation Iraqi Freedom and Operation Enduring Freedom Casualty page. Accessed at: <http://www.defenselink.mil/news/casualty.pdf>. Historical data accessed at: <http://siadapp.dmdc.osd.mil/personnel/CASUALTY/castop.htm> [icasualties.org Operation Enduring Freedom Casualty Count website](http://icasualties.org/OperationEnduringFreedomCasualtyCount). Accessed at: <http://icasualties.org/oef/byNationality.aspx?hndQry=US>

<sup>12</sup> [icasualties.org Operation Enduring Freedom Casualty Count website](http://icasualties.org/OperationEnduringFreedomCasualtyCount). Accessed at: <http://icasualties.org/oef/byNationality.aspx?hndQry=US>

<sup>13</sup> [icasualties.org Operation Enduring Freedom Casualty Count website](http://icasualties.org/OperationEnduringFreedomCasualtyCount). Accessed at: <http://icasualties.org/OEF/Default.aspx>

<sup>14</sup> [icasualties.org Operation Enduring Freedom Casualty Count website](http://icasualties.org/OperationEnduringFreedomCasualtyCount). Accessed at: <http://icasualties.org/oef/byNationality.aspx?hndQry=US>

<sup>15</sup> U.S. Department of Defense Operation Iraqi Freedom and Operation Enduring Freedom Casualty page. Accessed at: <http://www.defenselink.mil/news/casualty.pdf>. Historical data accessed at: <http://siadapp.dmdc.osd.mil/personnel/CASUALTY/castop.htm>

<sup>16</sup> *Ibid.* Office of Workers Compensation Programs, "Defense Base Act Case Summary by Nation", *United States Department of Labor*, March 31, 2010. Accessed at: <http://www.dol.gov/owcp/dlhw/dbaallnation.htm>, "Valerie Bailey Grasso, Baird Webel and Scott Szymendera, "The Defense Act (DBA): The Federally Mandated Workers' Compensation System for Overseas Government Contractors, April 9, 2010. Accessed at: <http://fas.org/sqp/crs/natsec/RL34670.pdf>

<sup>17</sup> Strategic Advisory Group Headquarters ISAF, "Metrics Brief February 2009", unclassified briefing slides (and subsequent updates). Rod Nordland, "With Raw Recruits, Afghan Police Buildup Falter", *New York Times*, February 2, 2010. Special Inspector General for Afghanistan Reconstruction, "Quarterly Report to the United States Congress", January 30, 2010, p. 61. Accessed at: [http://www.sigar.mil/reports/quarterlyreports/jan2010/pdf/SIGAR\\_Jan2010.pdf](http://www.sigar.mil/reports/quarterlyreports/jan2010/pdf/SIGAR_Jan2010.pdf). ISAF, "Metrics Brief September 2010", unclassified briefing slides. ISAF, "Metrics Brief May 2011", unclassified briefing slides. Joshua Partlow, "Afghan police casualties soar", *The Washington Post*, August 31, 2011. Matthew Rosenberg, "Taliban Step Up Attacks, Killing 11 Afghan Soldiers", *The New York Times*, July 19, 2012. Lawrence Bartlett, "Afghan Forces Deaths Outstrip NATO's 5-1: Officials", *Agence France-Presse*, July 29, 2012. "Afghan army, police suffer increasing casualties as local forces assume growing burden in war", *Associated Press*, December 3, 2012. Rod Nordland, "Study Finds Sharp Rise In Attacks By Taliban", *New York Times*, April 20, 2013. Rod Nordland, "Afghan Forces Struggle as U.S. Weans Them Off Support", *New York Times*, June 18, 2013. ISAF brief in Afghanistan, March 2014. Margherita Stancati, "Afghan Troop Casualties Are Rising", *Wall Street Journal*, October 22, 2014. Mujib Mashal, Josephy Goldstein and Jawad Sukhanyar, "Afghans Form Militias and Call on Warlords to Battle Taliban", *The New York Times*, May 24, 2015. "A bloody year of transition", *The Economist*, January 9, 2016.

<sup>18</sup> David Wood, "Afghan Air War Grows in Intensity", *Baltimore Sun*, July 28, 2008. United Nations Assistance Mission to Afghanistan, "Humanitarian Factsheet", June 29, 2008. Accessed at: <http://www.unama-afg.org/docs/UN-Docs/fact-sheets/2008/08June29-Humanitarian-fact-sheet-English.pdf> United Nations Assistance Mission to Afghanistan, "Armed conflict and Civilian Casualties, Trends and Developments 01 January-31 August, 2008" Accessed at: [http://www.reliefweb.int/rw/RWFFiles2008.nsf/FilesByRWDocUnidFilename/EGUA-7JMA8-full\\_report.pdf/\\$File/full\\_report.pdf](http://www.reliefweb.int/rw/RWFFiles2008.nsf/FilesByRWDocUnidFilename/EGUA-7JMA8-full_report.pdf/$File/full_report.pdf) UN Assistance Mission to Afghanistan, "Protection of Civilians", January 5, 2009. UN Office of the Coordination of Humanitarian Affairs (OCHA), "Monthly Humanitarian Update for Afghanistan", January 2009 (and subsequent monthly reports). U.S. Department of Defense, "Report on Progress toward Security and Stability in Afghanistan", Report to Congress in Accordance with the 2008 National Defense Authorization Act, April 2010, Accessed at: [http://www.defense.gov/pubs/pdfs/Report\\_Final\\_SecDef\\_04\\_26\\_10.pdf](http://www.defense.gov/pubs/pdfs/Report_Final_SecDef_04_26_10.pdf). United Nations Assistance Mission to Afghanistan, "Mid Year Report on Protection of Civilians in Armed Conflict", August 2010. Accessed at: <http://www.unhcr.org/refworld/docid/4c6120382.html>. *Ibid.* *Ibid.* United Nations Assistance Mission to Afghanistan, "Afghanistan Midyear Report 2011: Protection of Civilians in Armed Conflict", July 2011. Accessed at:

<http://unama.unmissions.org/Portals/UNAMA/Documents/2011%20Midyear%20POC.pdf>. United Nations Assistance Mission Afghanistan, "2011 Annual Report on Protection of Civilians in Armed Conflict", February 2012. Accessed at:

[http://unama.unmissions.org/Portals/UNAMA/Documents/UNAMA%20POC%202011%20Report\\_Final\\_Feb%202012.pdf](http://unama.unmissions.org/Portals/UNAMA/Documents/UNAMA%20POC%202011%20Report_Final_Feb%202012.pdf). United Nations Assistance Mission Afghanistan, "Afghanistan Midyear Report 2012: Protection of Civilians in Armed Conflict", July 2012. Accessed at:

<http://unama.unmissions.org/LinkClick.aspx?fileticket=-vDVBY10A%3d&tabid=12254&language=en-US>. United Nations Assistance Mission Afghanistan, "2012 Annual Report on Protection of Civilians in Armed Conflict", February 2013. Accessed at: <http://unama.unmissions.org/E4208D62-CA75-4DCF-A6DC-8DFAA2D251A7/FinalDownload/DownloadId-39596B2579A23C2F9552697D09ABEFA3/E4208D62-CA75-4DCF-A6DC-8DFAA2D251A7/LinkClick.aspx?fileticket=K0B5R12XYcU%3d&tabid=12254&language=en-US>. Rod Nordland, "Taliban Bomb Attack Kills Court Workers in Kabul", *New York Times*, June 11, 2013. 2013 Annual Report on Protection of Civilians in Armed Conflict", February 2014. Accessed at: [http://www.unama.unmissions.org/Portals/UNAMA/human%20rights/Feb\\_8\\_2014\\_PoC-report\\_2013-Full-report-ENG.pdf](http://www.unama.unmissions.org/Portals/UNAMA/human%20rights/Feb_8_2014_PoC-report_2013-Full-report-ENG.pdf). 2014 Annual Report on Protection of Civilians in Armed Conflict", February 2015. Accessed at: <http://unama.unmissions.org/Portals/UNAMA/human%20rights/2015/2014-Annual-Report-on-Protection-of-Civilians-Final.pdf>. 2015 Annual Report on Protection of Civilians in Armed Conflict", February 2016. Accessed at: [http://unama.unmissions.org/sites/default/files/poc\\_annual\\_report\\_2015\\_final\\_14\\_feb\\_2016.pdf](http://unama.unmissions.org/sites/default/files/poc_annual_report_2015_final_14_feb_2016.pdf). 2016 Annual Report on Protection of Civilians in Armed Conflict", February 2017. Accessed at: [https://unama.unmissions.org/sites/default/files/protection\\_of\\_civilians\\_in\\_armed\\_conflict\\_annual\\_report\\_2016\\_final280317.pdf](https://unama.unmissions.org/sites/default/files/protection_of_civilians_in_armed_conflict_annual_report_2016_final280317.pdf).

<sup>19</sup> Ibid. United Nations General Assembly Security Council, "The situation in Afghanistan and its implications for international peace and security", December 10, 2010, p. 13. Accessed at: [http://www.humansecuritygateway.com/documents/UNGA\\_A65612\\_S2010630\\_SituationinAfghanistanandItsImplicationsforInternationalPeaceandSecurity.pdf](http://www.humansecuritygateway.com/documents/UNGA_A65612_S2010630_SituationinAfghanistanandItsImplicationsforInternationalPeaceandSecurity.pdf). Ibid. Bill Varner, "Afghan Violence, Civilian Deaths Increasing, UN Chief Reports", *Bloomberg News*, June 29, 2011. Ibid. Ibid.

<sup>20</sup> Committee to Protect Journalists, "Journalists Killed in Afghanistan". Accessed at: <http://www.cpi.org/killed/asia/afghanistan/>. Ibid.

<sup>21</sup> United Nations High Commission on Refugees, "First Internally Displaced Persons (IDPs) Convoy leaves Heart for Badghis", *UNHCR Kabul Press Information*, May 5, 2008. Accessed at: <http://www.unhcr.org/cgi-bin/texis/vtx/afghan?page=kabul&id=481f2a6d2>. United Nations Report of the Secretary General, "The situation in Afghanistan and its implications for international peace and security", December 28, 2009. Accessed at: [http://www.reliefweb.int/rw/RWFiles2009.nsf/FilesByRVWDocUnidFilename/EGUA-7ZDSWZ-full\\_report.pdf/\\$File/full\\_report.pdf](http://www.reliefweb.int/rw/RWFiles2009.nsf/FilesByRVWDocUnidFilename/EGUA-7ZDSWZ-full_report.pdf/$File/full_report.pdf). Internal Displacement Monitoring Centre, "Global statistics: IDP country figures". Accessed at: [http://www.internal-displacement.org/8025708F004CE90B/\(httpCountries\)/DFAD85842F9262BF802570A7004BA6F0?OpenDocument](http://www.internal-displacement.org/8025708F004CE90B/(httpCountries)/DFAD85842F9262BF802570A7004BA6F0?OpenDocument). Internal Displacement Monitoring Centre, "Internally displaced persons (IDPs) in Afghanistan," Accessed at: <http://www.internal-displacement.org/countries/afghanistan>. World Bank, "Internally displaced persons," <http://data.worldbank.org/indicator/VC.IDP.TOTL.HE>. UNHCR, "2015 UNHCR country operations profile - Afghanistan", <http://www.unhcr.org/pages/49e486eb6.html>. "Afghanistan: Number of people internally displaced by conflict doubled to 1.2 million in just three years," May 31, 2016, Amnesty International. Accessed at: <https://www.amnesty.org/en/latest/news/2016/05/afghanistan-internally-displaced/>.

<sup>22</sup> United Nations High Commissioner for Refugees, "Asylum applications lodged in industrialized countries: Levels and trends, 2000-2002", March 11, 2003 and subsequent updates: Accessed at: <http://www.unhcr.org/cgi-bin/texis/vtx/search?page=search&skip=0&cid=49a9a93aba&comid=4146b6fc4&keywords=Trends>. David Nakamura, "More Afghans pursue asylum", *The Washington Post*, November 28, 2010.

<sup>23</sup> Special Inspector General for Afghanistan Reconstruction, "Quarterly Report to the United States Congress", January 30, 2009, p. 35. Accessed at: [http://www.sigar.mil/reports/quarterlyreports/jan09/pdf/Report\\_January\\_2009.pdf](http://www.sigar.mil/reports/quarterlyreports/jan09/pdf/Report_January_2009.pdf). Special Inspector General for Afghanistan Reconstruction, "Quarterly Report to the United States Congress", January 30, 2010, p. 141. Accessed at: [http://www.sigar.mil/reports/quarterlyreports/jan2010/pdf/SIGAR\\_Jan2010.pdf](http://www.sigar.mil/reports/quarterlyreports/jan2010/pdf/SIGAR_Jan2010.pdf). Amy Belasco, "The Cost of Iraq, Afghanistan, and Other Global War on Terror Operations Since 9/11", *Congressional Research Service*, March 29, 2011. Accessed at: <http://www.fas.org/spp/crs/natsec/RL33110.pdf> (and subsequent updates). U.S. Department of State, "State and USAID - FY 2013 Budget Fact Sheet." U.S. Department of State, "State and USAID - FY 2014 Budget Fact Sheet." Office of the Under Secretary of Defense (Comptroller), "Budget Request Overview Book," April 2013. Susan Epstein, Alex Tiersky and Marian Lawson, "State, Foreign Operations, and Related Programs: FY2015 Budget and Appropriations", *Congressional Research Service*, May 27, 2014. Accessed at: <http://fas.org/spp/crs/row/R43569.pdf>. Department of Defense, "National Defense Budget Estimates for FY 2014", *Office of the Undersecretary of Defense (Comptroller)*, May 2013, and subsequent updates. Accessed at: [http://comptroller.defense.gov/Portals/45/Documents/defbudget/fy2014/FY14\\_Green\\_Book.pdf](http://comptroller.defense.gov/Portals/45/Documents/defbudget/fy2014/FY14_Green_Book.pdf).

<sup>24</sup> Kenneth Katzman, "Afghanistan: Post-Taliban Governance, Security, and U.S. Policy", *Congressional Research Service*, February 17, 2016, p. 71. Accessed at: <https://www.fas.org/spp/crs/row/RL30588.pdf>.

<sup>25</sup> CIA World Factbook, "Afghanistan Country Page", last updated July 24, 2008. Accessed at: <https://www.cia.gov/library/publications/the-world-factbook/geos/af.html>.

<sup>26</sup> PBS, "A Woman Among Warlords: Afghanistan's National Assembly" Accessed at: <http://www.pbs.org/wnet/wideangle/episodes/a-woman-among-warlords/afghanists-national-assembly/67/> Afghanistan Research and Evaluation Unit, "The A to Z Guide to Afghan Assistance", Sixth Edition, February 2008, pp. 56-61. Accessed at: [http://www.areu.org.af/index.php?option=com\\_frontpage&Itemid=25](http://www.areu.org.af/index.php?option=com_frontpage&Itemid=25) Afghanistan Research and Evaluation Unit, "The A to Z Guide to Afghanistan Assistance, 2009". Accessed at: [http://www.afghanconflictmonitor.org/AREU\\_AtoZguidedevelopmentassistance2009.pdf](http://www.afghanconflictmonitor.org/AREU_AtoZguidedevelopmentassistance2009.pdf). Briefing to Michael O'Hanlon in Afghanistan, March 2011.

<sup>27</sup> Keith B. Richburg, "In Afghanistan, U.S. seeks to fix a tattered system of justice", *The Washington Post*, February 28, 2010. "Amid challenges, UN supports Afghan efforts to improve corrections facilities", *UN Assistance Mission in Afghanistan*, July 8, 2013. International Centre for Prison Studies, "Afghanistan Country Page", Accessed at: [http://www.prisonstudies.org/info/worldbrief/wpb\\_country.php?country=86](http://www.prisonstudies.org/info/worldbrief/wpb_country.php?country=86). United Nations Office on Drugs and Crime, "Country Programme for Afghanistan 2012-2014", p. 22. Accessed at: [http://www.unodc.org/documents/afghanistan/New%20Country%20Programme/Country\\_Programme\\_for\\_Afghanistan\\_2012-2014\\_signed.pdf](http://www.unodc.org/documents/afghanistan/New%20Country%20Programme/Country_Programme_for_Afghanistan_2012-2014_signed.pdf).

<sup>28</sup> United Nations Office on Drugs and Crime, "2008 World Drug Report", p. 38. Accessed at: [http://www.unodc.org/documents/wdr/WDR\\_2008/WDR\\_2008\\_eng\\_web.pdf](http://www.unodc.org/documents/wdr/WDR_2008/WDR_2008_eng_web.pdf) United Nations Office on Drugs and Crime, "Afghanistan Opium Survey 2008", November 2008, p. 5. Accessed at: [http://www.unodc.org/documents/crop-monitoring/Afghanistan\\_Opium\\_Survey\\_2008.pdf](http://www.unodc.org/documents/crop-monitoring/Afghanistan_Opium_Survey_2008.pdf). United Nations Office on Drugs and Crime, "2010 World Drug Report", p. 11. Accessed at: [http://www.unodc.org/documents/wdr/WDR\\_2010/World\\_Drug\\_Report\\_2010\\_lo-res.pdf](http://www.unodc.org/documents/wdr/WDR_2010/World_Drug_Report_2010_lo-res.pdf). United Nations Office on Drugs and Crime, "Afghanistan Opium Survey 2010", September 2010. Accessed at: [http://www.unodc.org/documents/crop-monitoring/Afghanistan/Afg\\_opium\\_survey\\_2010\\_exsum\\_web.pdf](http://www.unodc.org/documents/crop-monitoring/Afghanistan/Afg_opium_survey_2010_exsum_web.pdf). United Nations Office on Drugs and Crime, "2011 World Drug Report", p. 60. Accessed at: [http://www.unodc.org/documents/data-and-analysis/WDR2011/World\\_Drug\\_Report\\_2011\\_ebook.pdf](http://www.unodc.org/documents/data-and-analysis/WDR2011/World_Drug_Report_2011_ebook.pdf). United Nations Office on Drugs and Crime, "Afghanistan Opium Survey 2011", October 2011. Accessed at: [http://www.unodc.org/documents/crop-monitoring/Afghanistan/Executive\\_Summary\\_2011\\_web.pdf](http://www.unodc.org/documents/crop-monitoring/Afghanistan/Executive_Summary_2011_web.pdf). United Nations Office on Drugs and Crime, "2012 World Drug Report", p. 26. Accessed at: [http://www.unodc.org/4BB7BDBA-DDFE-427E-AB95-EE0D39285112/FinalDownload/DownloadId-E97FOCFED54625AB62FC432986DECA6F/4BB7BDBA-DDFE-427E-AB95-EE0D39285112/documents/data-and-analysis/WDR2012/WDR\\_2012\\_web\\_small.pdf](http://www.unodc.org/4BB7BDBA-DDFE-427E-AB95-EE0D39285112/FinalDownload/DownloadId-E97FOCFED54625AB62FC432986DECA6F/4BB7BDBA-DDFE-427E-AB95-EE0D39285112/documents/data-and-analysis/WDR2012/WDR_2012_web_small.pdf). United Nations Office on Drugs and Crime, "Afghanistan Opium Survey 2012", November 2012. Accessed at: [http://www.unodc.org/documents/crop-monitoring/Afghanistan/Summary\\_Findings\\_FINAL.pdf](http://www.unodc.org/documents/crop-monitoring/Afghanistan/Summary_Findings_FINAL.pdf). United Nations Office on Drugs and Crime, "2013 World Drug Report", Accessed at: [http://www.unodc.org/unodc/secured/wdr/wdr2013/World\\_Drug\\_Report\\_2013.pdf](http://www.unodc.org/unodc/secured/wdr/wdr2013/World_Drug_Report_2013.pdf). United Nations Office on Drugs and Crime, "Afghanistan Opium Survey 2013", November 2013. p.4. Accessed at: [http://www.unodc.org/documents/crop-monitoring/Afghanistan/Afghan\\_report\\_Summary\\_Findings\\_2013.pdf](http://www.unodc.org/documents/crop-monitoring/Afghanistan/Afghan_report_Summary_Findings_2013.pdf).

<sup>29</sup> Ibid.

<sup>30</sup> United Nations Office on Drugs and Crime, "Opium Winter Rapid Assessment Survey", February 2008, p. 3. Accessed at: <http://www.unodc.org/documents/crop-monitoring/Afghan-winter-survey-Feb08-short.pdf> United Nations Office on Drugs and Crime, "Afghanistan Opium Survey 2008 Executive Summary", August 2008, p. 7. Accessed at: [http://www.unodc.org/documents/publications/Afghanistan\\_Opium\\_Survey\\_2008.pdf](http://www.unodc.org/documents/publications/Afghanistan_Opium_Survey_2008.pdf). Ibid.

<sup>31</sup> Press Freedom Index 2007, compiled by "Reporters Without Borders" and released October 16, 2007 (and subsequent reports). Accessible at: <http://en.rsf.org/press-freedom-index.html>.

- <sup>32</sup> Transparency International Annual CPI reports accessed at: [http://www.transparency.org/policy\\_research/surveys\\_indices/cpi](http://www.transparency.org/policy_research/surveys_indices/cpi)
- <sup>33</sup> Mohammad Ishaque Sarwari, "Development Outlook 2008: Islamic Republic of Afghanistan", *Asian Development Bank*. Accessed at: <http://www.adb.org/Documents/Books/ADO/2008/AFG.pdf>. Mohammad Ishaque Sarwari, "Development Outlook 2009: Islamic Republic of Afghanistan", *Asian Development Bank*. Accessed at: <http://www.adb.org/documents/books/ado/2009/AFG.pdf>. Asian Development Bank, "Asian Development Outlook 2011", p. 256. Accessed at: <http://www.adb.org/documents/books/ado/2011/ado2011-statisticalappendix.pdf>. Asian Development Bank, "Asian Development Outlook 2012", p. 260. Accessed at: <http://www.adb.org/sites/default/files/pub/2012/ado2012.pdf>. Asian Development Bank, "Asian Development Outlook 2013", p. 294. Accessed at: <http://www.adb.org/sites/default/files/pub/2013/ado2013.pdf>. Asian Development Bank, "Asian Development Outlook 2014", p. 270. Accessed at: <http://www.adb.org/sites/default/files/pub/2014/ado2014.pdf>. Asian Development Bank, "Asian Development Outlook 2016", p. 281. Accessed at: <https://www.adb.org/sites/default/files/publication/182221/ado2016.pdf>. Asian Development Bank, "Asian Development Outlook 2017", p. 305. Accessed at: <https://www.adb.org/sites/default/files/publication/237761/ado-2017.pdf>.
- <sup>34</sup> Special Inspector General for Afghanistan Reconstruction, "Quarterly Report to the United States Congress", July 30, 2009, p. 341. Accessed at: <http://www.sigar.mil/reports/quarterlyreports/Default.aspx>. Policy and Poverty Team South Asia Region, "Afghanistan Economic Update", World Bank, April 2010, p. 11. Accessed at: [http://siteresources.worldbank.org/AFGHANISTANEXTN/Resources/305984\\_1264608805475/Afghanistan\\_Spring\\_Brief\\_April.pdf](http://siteresources.worldbank.org/AFGHANISTANEXTN/Resources/305984_1264608805475/Afghanistan_Spring_Brief_April.pdf). Asian Development Bank, "Asian Development Outlook 2012", p. 255. Accessed at: <http://www.adb.org/sites/default/files/pub/2012/ado2012.pdf>. Asian Development Bank, "Asian Development Outlook 2013", p. 289. Accessed at: <http://www.adb.org/sites/default/files/pub/2013/ado2013.pdf>. International Monetary Fund, World Economic Outlook Database, July 9, 2013 update. Accessed at: <http://www.imf.org/external/pubs/ft/weo/2013/01/weodata/index.aspx>. Asian Development Bank, "Asian Development Outlook 2014", p. 275. Accessed at: <http://www.adb.org/sites/default/files/pub/2014/ado2014.pdf>. Asian Development Bank, "Asian Development Outlook 2017", p. 300. Accessed at: <https://www.adb.org/sites/default/files/publication/237761/ado-2017.pdf>.
- <sup>35</sup> The World Bank, "Unemployment, total (% of total labor force)", <http://data.worldbank.org/indicator/SL.UEM.TOTL.ZS>. Tim Craig, "Why disaffected young Afghans are warming to a Taliban comeback", *The Washington Post*, March 1, 2016.
- <sup>36</sup> Islamic Republic of Afghanistan Government Report, "Afghanistan National Development Strategy, 2008-2013", p. 78. Accessed at: [http://www.ands.gov.af/ands/final\\_ands/src/final/Afghanistan%20National%20Development%20Strategy\\_eng.pdf](http://www.ands.gov.af/ands/final_ands/src/final/Afghanistan%20National%20Development%20Strategy_eng.pdf). Special Inspector General for Afghanistan Reconstruction, "Afghanistan Energy Supply Has Increased but An Updated Master Plan Is Needed and Sustainability Concerns Remain", p. 4 and 7. Accessed at: <http://www.sigar.mil/reports/pdf/audits/SIGAR%20Audit-10-4.pdf>. Katharine Houreld, "Afghan electric company struggles to make powerful customers pay", *Reuters*, April 15, 2013.
- <sup>37</sup> Islamic Republic of Afghanistan Government Report, "Afghanistan National Development Strategy, 2008-2013", p. 97. Accessed at: [http://www.ands.gov.af/ands/final\\_ands/src/final/Afghanistan%20National%20Development%20Strategy\\_eng.pdf](http://www.ands.gov.af/ands/final_ands/src/final/Afghanistan%20National%20Development%20Strategy_eng.pdf). U.S. Department of Defense, "Report on Progress toward Security and Stability in Afghanistan", Report to Congress in Accordance with the 2008 National Defense Authorization Act, January 2009, p. 13. Accessed at: [http://www.defenselink.mil/pubs/OCTOBER\\_1230\\_FINAL.pdf](http://www.defenselink.mil/pubs/OCTOBER_1230_FINAL.pdf). U.S. Department of Defense, "Report on Progress toward Security and Stability in Afghanistan", Report to Congress in Accordance with the 2008 National Defense Authorization Act, June 2009, p. 51. Accessed at: [http://www.defenselink.mil/pubs/pdfs/1230\\_June-2009Final.pdf](http://www.defenselink.mil/pubs/pdfs/1230_June-2009Final.pdf). U.S. Department of Defense, "Report on Progress toward Security and Stability in Afghanistan", Report to Congress in Accordance with the 2008 National Defense Authorization Act, October 2009, p. 34. Accessed at: [http://www.defense.gov/pubs/pdfs/October\\_2009.pdf](http://www.defense.gov/pubs/pdfs/October_2009.pdf). U.S. Department of Defense, "Report on Progress toward Security and Stability in Afghanistan", Report to Congress in Accordance with the 2008 National Defense Authorization Act, April 2010, p. 68. Accessed at: [http://www.defense.gov/pubs/pdfs/Report\\_Final\\_SecDef\\_04\\_26\\_10.pdf](http://www.defense.gov/pubs/pdfs/Report_Final_SecDef_04_26_10.pdf). U.S. Department of Defense, "Report on Progress toward Security and Stability in Afghanistan", Report to Congress in Accordance with the 2008 National Defense Authorization Act, December 2012, p. 135. Accessed at: [http://www.defenselink.mil/pubs/Report\\_on\\_Progress\\_toward\\_Security\\_and\\_Stability\\_in\\_Afghanistan\\_1230.pdf](http://www.defenselink.mil/pubs/Report_on_Progress_toward_Security_and_Stability_in_Afghanistan_1230.pdf).
- <sup>38</sup> Islamic Republic of Afghanistan Government Report, "Afghanistan National Development Strategy, 2008-2013", pp. 114-116. Accessed at: [http://www.ands.gov.af/ands/final\\_ands/src/final/Afghanistan%20National%20Development%20Strategy\\_eng.pdf](http://www.ands.gov.af/ands/final_ands/src/final/Afghanistan%20National%20Development%20Strategy_eng.pdf). Susan Wardak and Michael Hirth, "Defining the GAPS: The Case of Afghanistan", *Islamic Republic of Afghanistan Ministry of Education*, April 2009. Accessed at: [http://www.afghan-web.com/education/case\\_afg\\_education.pdf](http://www.afghan-web.com/education/case_afg_education.pdf). Strategic Advisory Group Headquarters ISAF, "Metrics Brief March 2009", unclassified briefing slides. Wahedullah Massoud, "No School for almost half of Afghan children: president", *Agence France Presse*, March 6, 2010. David Petraeus, "Newseum conversation with General David Petraeus", March 18, 2011. USAID, "Achievements in Afghanistan", February 2013.
- <sup>39</sup> Islamic Republic of Afghanistan Government Report, "Afghanistan National Development Strategy, 2008-2013", p. 124. Accessed at: [http://www.ands.gov.af/ands/final\\_ands/src/final/Afghanistan%20National%20Development%20Strategy\\_eng.pdf](http://www.ands.gov.af/ands/final_ands/src/final/Afghanistan%20National%20Development%20Strategy_eng.pdf). World Health Organization, "Afghanistan Mortality Country Fact Sheet 2006". Accessed at: [http://www.who.int/whosis/mort/profiles/mort\\_emro\\_afg\\_afghanistan.pdf](http://www.who.int/whosis/mort/profiles/mort_emro_afg_afghanistan.pdf). Afghanistan Mortality Survey 2010, Afghan Public Health Institute of the Ministry of Public Health (MoPH) and the Central Statistics Organization of Afghanistan, December 2010, p., 183. Accessed at: <http://www.measuredhs.com/pubs/pdf/FR248/FR248.pdf>
- <sup>40</sup> USAID, "Achievements in Afghanistan", February 2013.
- <sup>41</sup> Islamic Republic of Afghanistan Government Report, "Afghanistan National Development Strategy, 2008-2013", p. 109. Accessed at: [http://www.ands.gov.af/ands/final\\_ands/src/final/Afghanistan%20National%20Development%20Strategy\\_eng.pdf](http://www.ands.gov.af/ands/final_ands/src/final/Afghanistan%20National%20Development%20Strategy_eng.pdf). World Bank, "Afghanistan Country Overview 2010", February 2010. Accessed at: <http://www.worldbank.org.at/WBSITE/EXTERNAL/COUNTRIES/SOUTHASIAEXT/AFGHANISTANEXTN/0,contentMDK:20154015~menuPK:305992~pagePK:141137~piPK:141127~theSitePK:305985,00.html>. Afghanistan Mortality Survey 2010, Afghan Public Health Institute of the Ministry of Public Health (MoPH) and the Central Statistics Organization of Afghanistan, December 2010, p., 103. Accessed at: <http://www.measuredhs.com/pubs/pdf/FR248/FR248.pdf>
- <sup>42</sup> Asia Foundation, "Afghanistan in 2007: A Survey of the Afghan People". Accessed at: <http://asiafoundation.org/publications/pdf/20>. Asia Foundation, "Afghanistan in 2008: A Survey of the Afghan People". Accessed at: <http://asiafoundation.org/country/afghanistan/2008-poll.php>. Asia Foundation, "Afghanistan in 2009: A Survey of the Afghan People". Accessed at: <http://asiafoundation.org/country/afghanistan/2009-poll.php>. Asia Foundation, "Afghanistan in 2011: A Survey of the Afghan People". Accessed at: <http://asiafoundation.org/country/afghanistan/2011-poll.php>. Asia Foundation, "Afghanistan in 2012: A Survey of the Afghan People". Accessed at: <http://asiafoundation.org/country/afghanistan/2012-poll.php>. Asia Foundation, "Afghanistan in 2013: A Survey of the Afghan People". Accessed at: <http://asiafoundation.org/country/afghanistan/2013-poll.php>
- <sup>43</sup> Ibid.
- <sup>44</sup> Peter Bergen and Katherine Tiedemann, "Revenge of the Drones", *New America Foundation*, October 19, 2009. Accessed at: [http://www.newamerica.net/publications/policy/revenge\\_drones](http://www.newamerica.net/publications/policy/revenge_drones). Peter Bergen and Katherine Tiedemann, "The Year of the Drone: An Analysis of U.S. Drone Strikes in Pakistan, 2004-2010", February 24, 2010. Accessed at: <http://counterterrorism.newamerica.net/drones>. Pakistan Senate, "Questions for Oral Answers and Their Profiles," October 30, 2013, Accessed at: [http://www.senate.gov.pk/75B6ED1C-A8A4-406B-8D59-2D1B6CE107FD/FinalDownload/DownloadId-C8939BE04AC24BBF37E9898867C762/75B6ED1C-A8A4-406B-8D59-2D1B6CE107FD/uploads/documents/questions/1383111609\\_934.pdf](http://www.senate.gov.pk/75B6ED1C-A8A4-406B-8D59-2D1B6CE107FD/FinalDownload/DownloadId-C8939BE04AC24BBF37E9898867C762/75B6ED1C-A8A4-406B-8D59-2D1B6CE107FD/uploads/documents/questions/1383111609_934.pdf).
- <sup>45</sup> Ibid.
- <sup>46</sup> Committee to Protect Journalists, "Journalists Killed in Pakistan". Accessed at: <http://www.cpj.org/killed/asia/pakistan/>
- <sup>47</sup> United Nations High Commissioner for Refugees, "Asylum applications lodged in industrialized countries: Levels and trends, 2000-2002", March 11, 2003 and subsequent reports. Accessed at: <http://www.unhcr.org/cgi-bin/texis/vtx/search?page=8&comid=4146b6fc4&cid=49aea93aba&keywords=Trends>
- <sup>48</sup> International Monetary Fund, "World Economic Outlook", April 2009, p. 195. Accessed at: <http://www.imf.org/external/pubs/ft/weo/2009/01/index.htm>. International Monetary Fund, "World Economic Outlook", April 2010, p. 160. Accessed at: <http://www.imf.org/external/pubs/ft/weo/2010/01/pdf/text.pdf>. International Monetary Fund, "World Economic Outlook", April 2012, p. 195. Accessed <http://www.imf.org/external/pubs/ft/weo/2012/01/pdf/tables.pdf>. International Monetary Fund, "World Economic Outlook", April 2013, p. 154. Accessed <http://www.imf.org/external/pubs/ft/weo/2013/01/pdf/text.pdf>.
- <sup>49</sup> K. Alan Kronstadt, "Direct Overt U.S. Aid and Military Reimbursements to Pakistan, FY2002-FY2010", *Congressional Research Service*, August 2009 (and subsequent updates). Accessed at: <http://www.fas.org/sqp/crs/row/pakaid.pdf>