

AHA eCard Instructions

Thank you for choosing EdCor for your training needs. We understand that your certification card is important, so we are here to help make the retrieval process be simple and easy.

The American Heart Association is now using ecertificates instead of physical cards. At EdCor, our goal is to email the eCards to students within four days of successful completion and payment for the course.

There are three ways to find eCards in the AHA system. Please look at the options below to find which one is best for you.

	Email Retrieval	Text Retrieval	Former Student or Employer Validation
Computer Access/ Retrieval	✓	✗ texts must come from mobile number provided to EdCor	✓
Phone Access/ Retrieval	✗	✓	✓
Accessible Immediately after cert. is issued	✓	✓	✗ accessible only after student claims card in one of the other two options
Auto-pushed to Student by AHA	✓	✗ opt-in by student	✗

Once you've decided which option is best for you, please go to the corresponding page.

Former Student or Employer Validation - 2
 Text Retrieval - 3
 Email Retrieval - 8

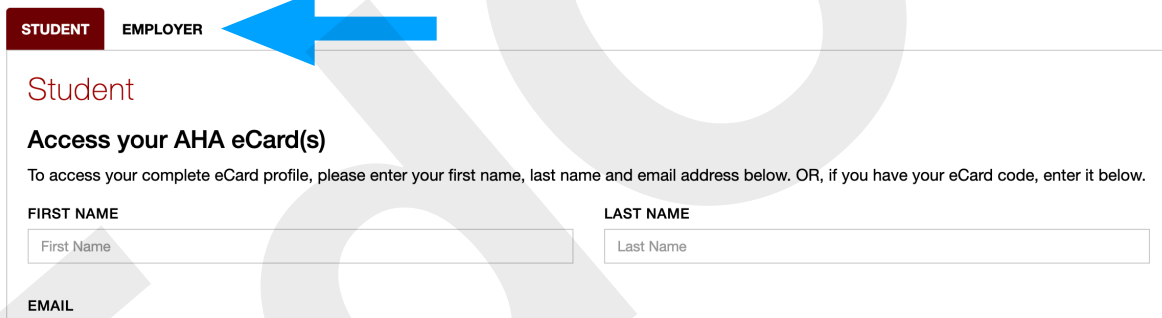
Former Student or Employer Validation

If you are an employer and need to validate an eCard or if you are a former student who needs to access their card again (after already having claimed it), please click the link below and follow the AHA prompts. Select either “student” or “employer” in the option

<http://ahainstructornetwork.americanheart.org/AHAECARD/ecard.jsp?pid=ahaecard.employerStudentSearch>

If the eCard is not available, it is likely because the student has not yet claimed their card. Please tell the student to follow one of the other two methods of retrieval or contact the Training Center who issued the card.

eCard(s) Search



STUDENT EMPLOYER

Student

Access your AHA eCard(s)

To access your complete eCard profile, please enter your first name, last name and email address below. OR, if you have your eCard code, enter it below.

FIRST NAME

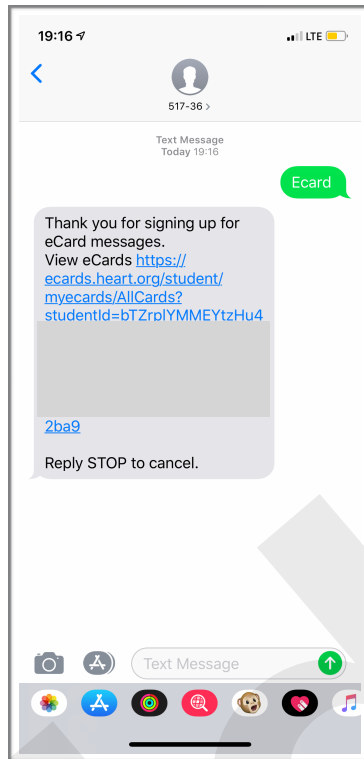
LAST NAME

EMAIL

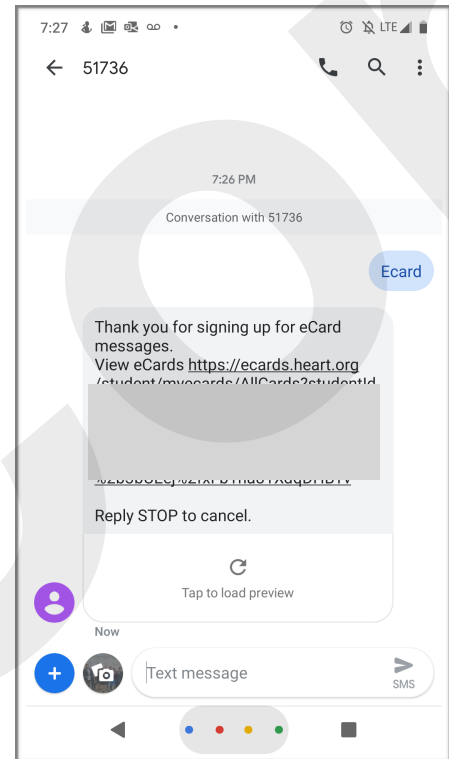
Text Retrieval

1. Text "ECard" to 51736

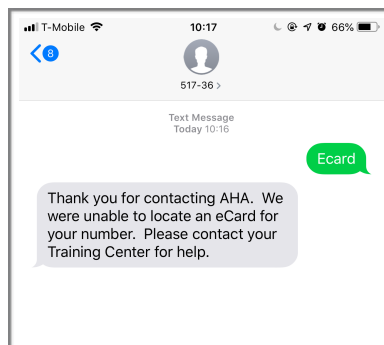
iPhone



Andriod



If you get a message like the one below, that means we either don't have your number on file or your eCard has not yet been issued.



2. Click the link in the text reply and answer communication questions. Click "SUBMIT."

19:16 ↖
Messages

ecards.heart.org

WARNING SIGNS **DONATE**

CPR & FIRST AID

Hello, Your Name Here

COMMUNICATIONS PREFERENCES

I would like to receive communications from the AHA related to CPR and Emergency Cardiovascular Care (ECC).

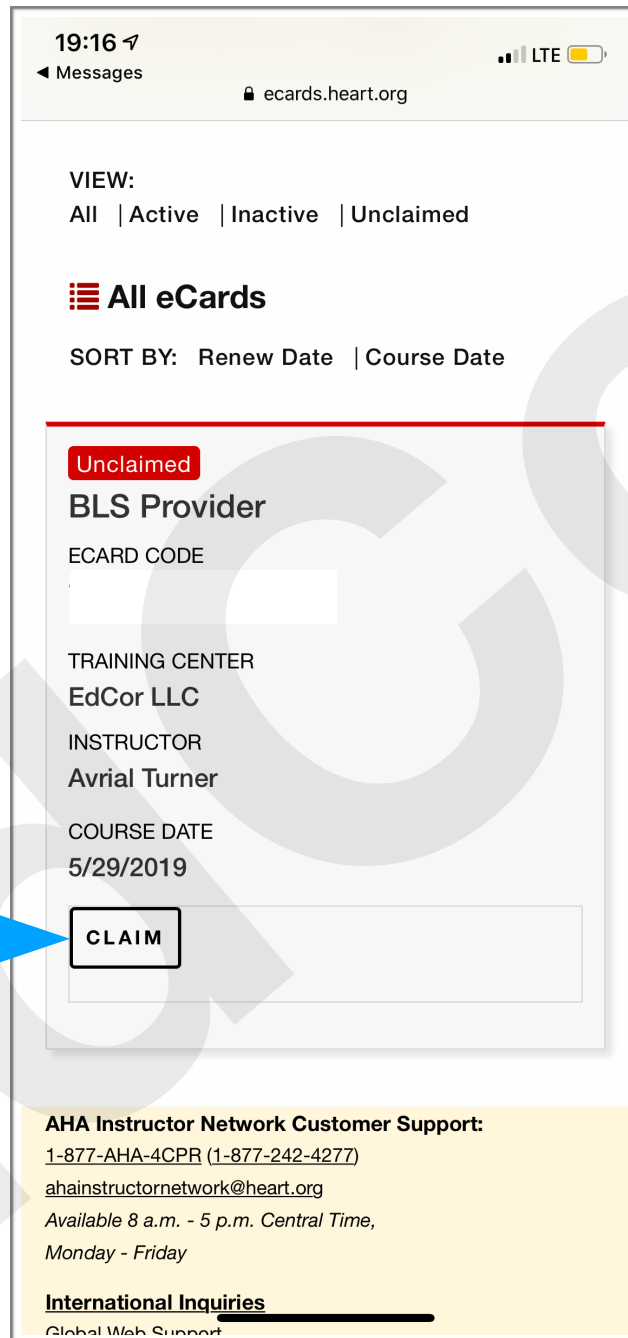
I would like to receive communications about additional AHA programs and initiatives.

SUBMIT

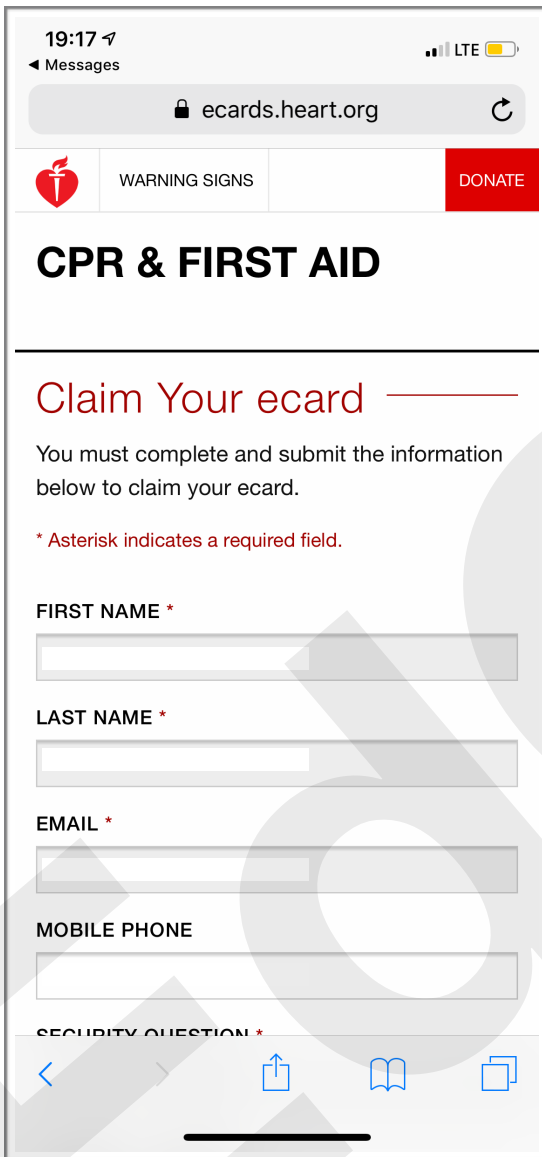
You have one or more unclaimed eCard(s), please click [here](#) to view. Please note that if you do not claim your

3. Click "CLAIM" on the **unclaimed** card.

*You may need to scroll down on the page to complete this step.



4. Fill out the needed information in the "Claim Your eCard" screen. Click "SUMBIT" at the bottom of screen.
 *Be sure to remember your security question answer. This will function as your password to access your eCard in the future.



19:17
 Messages
 ecards.heart.org
 WARNING SIGNS DONATE
CPR & FIRST AID

Claim Your ecard

You must complete and submit the information below to claim your ecard.

* Asterisk indicates a required field.

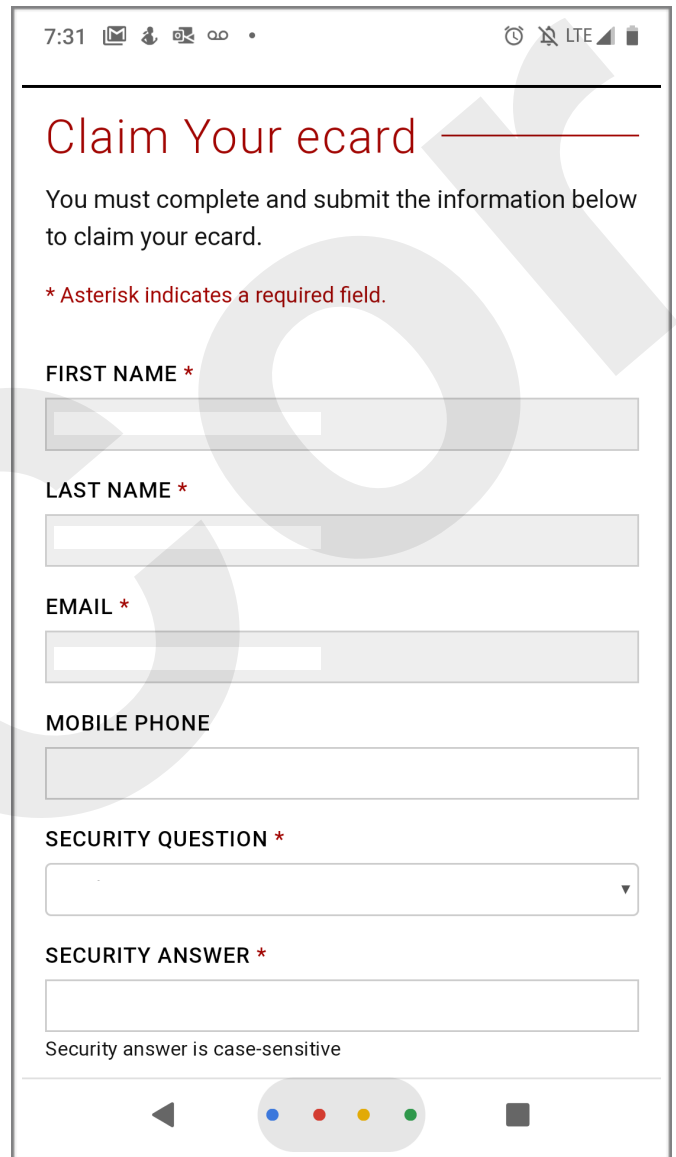
FIRST NAME *

LAST NAME *

EMAIL *

MOBILE PHONE

SECURITY QUESTION *



7:31
 LTE

Claim Your ecard

You must complete and submit the information below to claim your ecard.

* Asterisk indicates a required field.

FIRST NAME *

LAST NAME *

EMAIL *

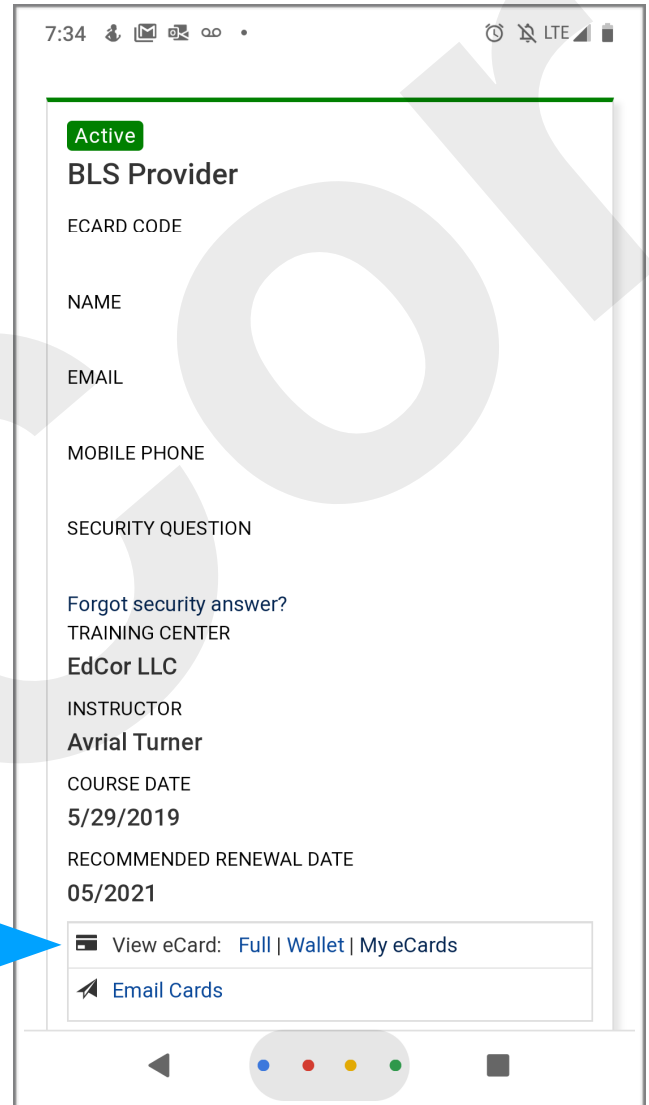
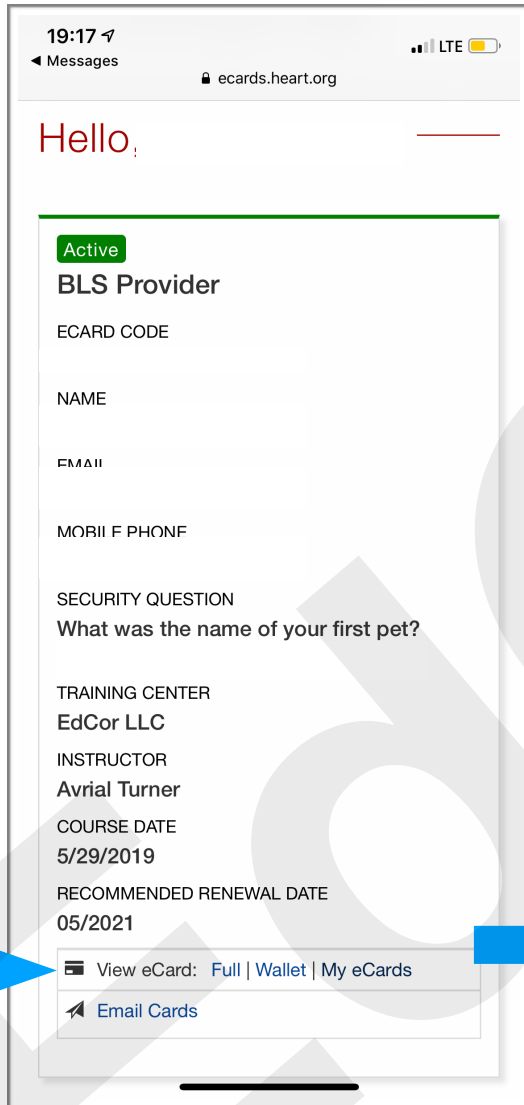
MOBILE PHONE

SECURITY QUESTION *

SECURITY ANSWER *


Security answer is case-sensitive

5. Once you've completed this step, your card will appear on the next screen. Click "Full" or "Wallet" to view your card. Please save this card to your personal files. If your employer needs the card, save and send to your employer. At this point, you can also save the card to your digital wallet!



Email Retrieval

1. You will receive an email at the email address you have provided from ecards@heart.org. Please click the link in the email.




2. When you click the link, the page will open. Please fill out the requested information. Click "submit" when finished.

The screenshot shows a web form for creating an AHA eCARD. At the top, there are navigation links for 'VOLUNTEER' and 'WARNING SIGNS', a search bar, and a 'DONATE' button. The page title is 'CPR & First Aid' with the subtitle 'Emergency Cardiovascular Care'. A 'Hi Guest' message and a 'Login' button are visible in the top right. The main heading is 'Student Profile'. Below this, a message states: 'To proceed to your eCard, please confirm or edit the information below and agree to the AHA's Terms of Use.' The form is divided into three main sections: 'eCard Code' (with the value 152003897171), 'Instructor Info' (with the value Level Willis), and 'Training Center Info' (with details for EdCor LLC, Training Center ID: CO20805, and address 830 Kipling St Suite 101, Lakewood CO 80215-5899). To the right of these sections are input fields for 'First Name', 'Last Name', 'Email', and 'Phone'. Below these are 'Security Question' and 'Security Answer' fields. At the bottom, there is a checkbox for 'I have read, understand and agree to the Terms of Use on behalf of the organization.' with radio buttons for 'I Agree to the Terms of Use' and 'I Do Not Agree'. A red 'Submit' button is located at the bottom center, with a large blue arrow pointing to it from the right.


3. You will be prompted to answer a survey of the course. Press “Submit” when finished. *Please note that when completing the survey, an online key code or book is considered to be the Student Manual.*

Question 5 asking about the student to teacher ratio is based upon outdated ratios.

- For BLS the allowed ratio is 9 to 1.
- For ACLS and PALS the allowed ratio is 8 to 1

 VOLUNTEER
WARNING SIGNS

Search


DONATE

CPR & First Aid

Emergency Cardiovascular Care

Hi Guest

Login

[AHA eCARD Student Survey Details](#)

Rate your AHA Class

Please answer the questions below to proceed to your AHA eCard.

1. As a result of the training, how confident are you that you could successfully resuscitate someone if called upon to do so today?

Very Unconfident
Somewhat unconfident
Neither confident or unconfident
Somewhat confident
Very Confident
2. How likely are you to recommend your Instructor to a colleague or a friend?


Very unlikely
Somewhat unlikely
Neither likely or unlikely
Somewhat likely
Very likely
3. The Instructor gave ample time for me to learn during the hands-on participation at each learning station.

Strongly disagree
Disagree
Neither agree or disagree
Agree
Strongly agree
4. I received a Student Manual for the course.

No
Yes
5. At my training, there were six or fewer students for each Instructor.

False
I don't recall
True
6. How many times you have taken this training?


First time
Second time
3-4 times
5-6 times
7+ times

Submit
[Skip & Continue](#)


4. After completing the survey, you will be presented with your eCard.

BASIC LIFE SUPPORT


BLS
Provider



**American
Heart
Association**

[REDACTED]

has successfully completed the cognitive and skills evaluations in accordance with the curriculum of the American Heart Association Basic Life Support (CPR and AED) Program.

<p>Issue Date 03/19/2016</p>	<p>Recommended Renewal Date 03/2018</p>
<p>Training Center Name EdCor LLC</p>	<p>Instructor Name [REDACTED]</p>
<p>Training Center ID CO20805</p>	<p>Instructor ID [REDACTED]</p>
<p>Training Center Address 830 Kipling St Suite 101 Lakewood CO 80215-5899</p>	<p>eCard Code [REDACTED]</p>
<p>Training Center Phone Number (303) 997-8695</p>	<p>QR Code</p> 

[View My eCard](#) on your mobile device or go to www.heart.org/cpr/mycards to view and validate the eCard.
 © 2016 American Heart Association. All rights reserved.

Print Full Size

Print Wallet Size

View My eCard