



Achievement in Music



AIM EAR TRAINING PRACTICE WORKSHEETS – Level 4

Practice Adjudicator

SCALES: Each minor scale will be played two times, both ascending and descending. Identify the scale and decide if it is NATURAL MINOR, HARMONIC MINOR or MELODIC MINOR. Circle your answer.

MM

= 80

A - Natural

Musical notation for A-Natural minor scale. The scale is written in bass clef with a key signature of one flat (Bb). The notes are: A2, Bb2, C3, D3, E3, F3, G3, Ab3, A3, Bb3, C4, D4, E4, F4, G4, Ab4, A4.

B - Melodic

Musical notation for B-Melodic minor scale. The scale is written in treble clef with a key signature of one flat (Bb). The notes are: B3, C4, D4, Eb4, E4, F#4, G4, Ab4, Bb4, C5, D5, E5, F#5, G5, Ab5, B5.

C - Harmonic

Musical notation for C-Harmonic minor scale. The scale is written in treble clef with a key signature of one flat (Bb). The notes are: C4, D4, Eb4, E4, F#4, G4, Ab4, Bb4, C5, D5, Eb5, E5, F#5, G5, Ab5, C6.

D - Natural

Musical notation for D-Natural minor scale. The scale is written in bass clef with a key signature of two sharps (F# and C#). The notes are: D2, E2, F#2, G2, A2, B2, C#2, D#2, D3, E3, F#3, G3, A3, B3, C#3, D#3, D4.

D - Melodic

Musical notation for D-Melodic minor scale. The scale is written in treble clef with a key signature of two sharps (F# and C#). The notes are: D4, E4, F#4, G4, A4, B4, C#4, D#4, D5, E5, F#5, G5, A5, B5, C#5, D#5, D6.



Achievement in Music



AIM EAR TRAINING PRACTICE WORKSHEETS – Level 4

Practice Adjudicator

INTERVALS: Each interval will be played two times (broken and blocked). Listen and decide if the interval is PERFECT 4th, PERFECT 5th MAJOR 6th or MAJOR 7th. Circle your answer.

Helpful Intervals Songs: Students can sing the following songs out loud to help them determine the intervals being played.

P4 – Here comes the Bride, Auld Lang Sine, Amazing Grace, If You’re happy and you know it (CSB), He Sent his son (CSB 34), To Think about Jesus (CSB 71), Stars were gleaming (CSB 37), Nephi’s Courage (CSB 120), When I am Baptized (CSB 103)

P5 – Twinkle, Twinkle Little Star, Star Wars main theme, On a Golden Springtime (CSB 88), Where love is (CSB 138)

M6 – My Bonnie lies over the ocean, Hush little Baby, I Love to see the temple (CSB 96), I pray in faith (CSB 14) I Feel my savior’s love (CSB 74)

M7 – Bali Hi (South Pacific – 1st and 3rd melody notes), Take on Me (A-ha)

MM = 60

A - P4 B - P5 C - P4 D - M7 E - M6

F - M7 G - M6 H - P4 I - M6 J - P5



Achievement in Music



AIM EAR TRAINING PRACTICE WORKSHEETS – Level 4

Practice Adjudicator

CHORDS: Each Chord will be played two times (broken and blocked). Listen and decide if the quality of the chord is MAJOR, MINOR, DIMINISHED or AUGMENTED. Circle your answer.

MM = 66

A - Augmented B - Major C - Minor D - Diminished E - Major

F - Augmented G - Augmente H - Minor I - Major J - Minor

RHYTHMIC DICATION: A one-measure rhythm will be played with the Metronome four times. Write down the correct rhythm. Notes may include: ♩ ♪ ♫ Be sure to check each time signature! Circle your answer.

MM = 58

A

B

C



Achievement in Music



AIM EAR TRAINING PRACTICE WORKSHEETS – Level 4

Practice Adjudicator

MELODIC DICTATION: A short melody will be played three times. Listen for the missing note under each arrow and write it in using the correct note value. Circle your answer:

(Teacher: You may change the note below the arrow to give your student different testing options.)

MM = 66

A

B

C

D



Achievement in Music



AIM EAR TRAINING PRACTICE WORKSHEETS – Level 4

Practice Student Page

SCALES: Each **minor** scale will be played two times. Identify and **CIRCLE** the form used: Natural, Harmonic, or Melodic.

A. Natural Harmonic Melodic	B. Natural Harmonic Melodic	C. Natural Harmonic Melodic	D. Natural Harmonic Melodic	E. Natural Harmonic Melodic
--------------------------------------	--------------------------------------	--------------------------------------	--------------------------------------	--------------------------------------

INTERVALS: Each interval will be played two times, broken and blocked. Identify and **CIRCLE** the interval as a Perfect 4th (P4), Perfect 5th (P5), Major 6th (M6), Major 7th (M7).

P4 – Here comes the Bride, Auld Lang Sine, Amazing Grace, If You’re happy and you know it (CSB), He Sent his son (CSB 34), To Think about Jesus (CSB 71), Stars were gleaming (CSB 37), Nephi’s Courage (CSB 120), When I am Baptized (CSB 103)

P5 – Twinkle, Twinkle Little Star, Star Wars main theme, On a Golden Springtime (CSB 88), Where love is (CSB 138)

M6 – My Bonnie lies over the ocean, Hush little Baby, I Love to see the temple (CSB 96), I pray in faith (CSB 14) I Feel my savior’s love (CSB 74)

M7 – Bali Hi (South Pacific – 1st and 3rd melody notes), Take on Me (A-ha)

A. P4 P5 M6 M7	B. P4 P5 M6 M7	C. P4 P5 M6 M7	D. P4 P5 M6 M7	E. P4 P5 M6 M7
F. P4 P5 M6 M7	G. P4 P5 M6 M7	H. P4 P5 M6 M7	I. P4 P5 M6 M7	J. P4 P5 M6 M7

CHORDS: Each chord will be played two times, broken and blocked. Identify and **CIRCLE** the quality of the chord: Major, Minor, Augmented, or Diminished.

A. Maj min Dim Aug	B. Maj min Dim Aug	C. Maj min Dim Aug	D. Maj min Dim Aug	E. Maj min Dim Aug
F. Maj min Dim Aug	G. Maj min Dim Aug	H. Maj min Dim Aug	I. Maj min Dim Aug	J. Maj min Dim Aug




Achievement in Music





AIM EAR TRAINING PRACTICE WORKSHEETS – Level 4

Practice Student Page

RHYTHM DICTATION: A one-measure rhythm will be played four times. Write down the rhythm, which may include ♪, ♩, and ♪. Check time signatures!


A. 

B. 


C. 

MELODIC DICTATION: A short melody will be played three times. Listen for the missing note under each arrow and write it in, using the correct note value. Check time signatures!

A. 

B. 

C. 

D. 



Achievement in Music



AIM EAR TRAINING PRACTICE WORKSHEETS – Level 4

Practice Correction Key

SCALES: Each **minor** scale will be played two times. Identify and **CIRCLE** the form used: Natural, Harmonic, or Melodic

A. Natural Harmonic Melodic	B. Natural Harmonic Melodic	C. Natural Harmonic Melodic	D. Natural Harmonic Melodic	E. Natural Harmonic Melodic
--------------------------------------	--------------------------------------	--------------------------------------	--------------------------------------	--------------------------------------

INTERVALS: Each interval will be played two times, broken and blocked. Identify and **CIRCLE** the interval as a Perfect 4th (P4), Perfect 5th (P5), Major 6th (M6), Major 7th (M7). An example will be played first.

P4 – Here comes the Bride, Auld Lang Sine, Amazing Grace, If You’re happy and you know it (CSB), He Sent his son (CSB 34), To Think about Jesus (CSB 71), Stars were gleaming (CSB 37), Nephi’s Courage (CSB 120), When I am Baptized (CSB 103)

P5 – Twinkle, Twinkle Little Star, Star Wars main theme, On a Golden Springtime (CSB 88), Where love is (CSB 138)

M6 – My Bonnie lies over the ocean, Hush little Baby, I Love to see the temple (CSB 96), ,I pray in faith (CSB 14) I Feel my savior’s love (CSB 74)

M7 – Bali Hi (South Pacific – 1st and 3rd melody notes), Take on Me (A-ha)

A. P4 P5 M6 M7	B. P4 P5 M6 M7	C. P4 P5 M6 M7	D. P4 P5 M6 M7	E. P4 P5 M6 M7
F. P4 P5 M6 M7	G. P4 P5 M6 M7	H. P4 P5 M6 M7	I. P4 P5 M6 M7	J. P4 P5 M6 M7

CHORDS: Each chord will be played two times, broken and blocked. Identify and **CIRCLE** the quality of the chord: Major, Minor, Augmented, or Diminished.

A. Maj min Dim Aug	B. Maj min Dim Aug	C. Maj min Dim Aug	D. Maj min Dim Aug	E. Maj min Dim Aug
F. Maj min Dim Aug	G. Maj min Dim Aug	H. Maj min Dim Aug	I. Maj min Dim Aug	J. Maj min Dim Aug



Achievement in Music



AIM EAR TRAINING PRACTICE WORKSHEETS – Level 4

Practice Correction Key

RHYTHM DICTATION: A one-measure rhythm will be played four times. Write down the rhythm, which may include ♪, ♩, and ♪. Check time signatures!

A

B

C

MELODIC DICTATION: A short melody will be played three times. Listen for the missing note under each arrow and write it in, using the correct note value. Check time signatures!

A

B

C

D