



# Alere™ Point of Care Urine Tests

*Rapid Screening for Drugs of Abuse in Urine*

Our urine point of care tests screen for up to ten drugs at once, providing results in just five minutes. Used in a multitude of settings such as hospitals, doctors' surgeries, drug treatment clinics, probation offices, prisons, and workplaces, our devices are easy to use and require minimal training.

An expansive range of urine test panels, cassettes and cups provide a wealth of combinations, allowing you to fully customise your testing programme.

All of our point of care urine tests come with training, qualified technical support and extensive cross reactivity data.

## Knowing now matters™

Reliable, immediate test results at the point of care enable you to make informed decisions about substance abuse issues that could compromise the safety of patients, employees and businesses.

## Drugs detected

Drugs Detected	
Amphetamine	MDMA/Ecstasy
Barbiturates	Methadone
Benzodiazepines	Methamphetamine
Buprenorphine	Opiates
Cannabis	Oxycodone
Cocaine	Phencyclidine
*Cotinine	Propoxyphene
EDDP	Tricyclic Antidepressants
Ketamine	Tramadol

## Easy to read

Two lines = **negative**

One line = **positive**

No lines or single test line = **invalid**

\*Not CE Marked

TEST UP TO **10** drugs at once

Multiple combinations

Results in **5** minutes

Easy to operate

Built-in validity screening available

**CE** Marked

See the full test menu on our website.



+44 (0)1235 861483  
[alere toxicology.co.uk](http://alere toxicology.co.uk)



# Alere Drug Screen Urine Test Cup

## How it works

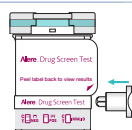
A

Donor provides specimen and secures flip top lid tightly.



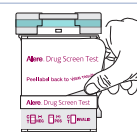
B

Place cup on a flat surface. Insert key and push in.



C

Peel label to view results.



Sample can be used for subsequent confirmation testing.

One-piece moulding with no access to test strips.

Test up to 10 drugs at once with over 15 different combinations.

Key activated specimen release.

Temperature strip aids in the determination of specimen validity.

Security seal with space for donor names and ID.



# Alere Drug Screen Urine Test Panel

## How it works

A

Remove the test device from its protective pouch and fill in information.



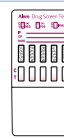
B

Immerse the sample strips vertically into the urine sample.



C

Replace the cap to cover the sample strips. Read the results at 5 minutes.




Test up to 10 drugs at once with over 20 different combinations.

Space for donor name and ID.

Protector cap.

Dip level indicator.

Alere™



## Alere Drug Screen Urine Test Strip

### How it works

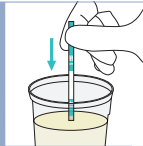
A

Remove the test device from its protective pouch.



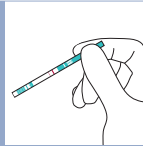
B

Immerse the sample strip vertically into the urine sample.



C

Read the results at 5 minutes.



## Alere Drug Screen Urine Test Cassette

### How it works

A

Ask donor to provide a urine sample, collect the sample urine using pipette.



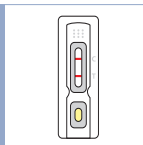
B

Apply 3 drops of the urine to the specimen well of the test device.



C

Read the results at 5 minutes.



Drug testing as easy as A, B, C

