



All About Animals Rescue—Trap Neuter Return Class Handouts

TNR Program Facts - p 1

Post-Surgery Discharge Instructions - p 2

Winter Shelter Tips - p 3

Feline Deterrents - p 4

Presentation Slides - p 5-17

All About Animals Rescue depends on public support from those who want to change the lives of the vulnerable. To learn more about our 501 (C)(3) nonprofit animal welfare donor centered organization, leaving your legacy through charitable estate planning or how you can help a pet get care, please visit the rescue at www.allaboutanimalsrescue.org



ALL ABOUT ANIMALS RESCUE TNR Program Facts

\$25 SPAY/NEUTER INCLUDING FREE RABIES AND EARTIP \$25 PRICING REQUIREMENTS

1. Present Certified Feral Cat Caretaker TNR number at time of surgery check in.
2. Appointments currently required. Many new COVID policies and procedures apply. Please check the website as changes may occur with short notice. <https://allaboutanimalsrescue.org/stray-cats>
3. How to schedule:
 - Warren stationary clinic, transports from Auburn Hills or Detroit zip codes 48206, 48208, 48209; call 586-879-1745 or email staff@allaboutanimalsrescue.org.
 - Flint stationary clinic, transports from Bay City, Lapeer or Saginaw; call 810-780-4978 or email flint@allaboutanimalsrescue.org.
4. Appointments in Warren are currently limited to 3 TNR cats per person per day.
5. Check in for the Warren or the Flint clinic is 8 am to 10 am. Cats stay overnight. Pick up is 7:15 am to 7:30 am. Transport times vary; please confirm times when booking. Please allow extra time for check in and pick up.
6. Payment must be made at time of surgery check in. Cash, Visa, Discover and MasterCard accepted. No checks.
7. **Cats must be in a live trap. Trap must be completely covered with a blanket or sheet, etc.**
8. **One cat per trap.**
9. **Cat must be 8 weeks or older and weigh a healthy 2 lbs or more.**
10. **Cats will be eartipped, no exceptions** (at no additional cost).
11. Cats will receive a rabies vaccine if they are 12 weeks or older (at no additional cost).
12. Please note: Females who were pregnant at spay time should be kept for 48 hrs after surgery (out of the elements) and monitored. Cats TNR'd in winter, must have insulated shelter to return to.

FAQ:

1. **Currently up to 3 traps are loaned for up to 1 month at a time. There are no extensions. Please be courteous and return equipment quickly for others to use. Trap equipment requires a deposit of cash or credit card. Deposit is forfeit and the equipment will be considered purchased if not returned by close of day on the due date. We will alert you by phone, email or a letter before charging you. If you have not been alerted, you have not been charged.**
2. Tru-Catch Traps and forks can be purchased at both the Warren and Flint clinics. Traps \$65; Forks \$20.

AAAR contact information: tnr@allaboutanimalsrescue.org or www.allaboutanimalsrescue.org

All About Animals Rescue Spay/Neuter Clinic 23451 Pinewood Street Warren, MI 48091 586-879-1745	All About Animals Rescue Spay/Neuter Clinic 507 W Atherton Road Flint, MI 48507 810-780-4978	All About Animals Rescue Wellness Clinic 2660 Auburn #400 Auburn Hills, MI 48326 248-212-0781	All About Animals Rescue Wellness Clinic 2038 Springwells Street Detroit, MI 48209 586-879-1745
---	--	---	---



Post-Surgery Instructions For FERAL CATS

Pain relief/Sutures - Your feral cat was given two pain medication injections, Meloxicam and Buprenorphine. A small green tattoo line is on the stomach. Females- sutures are internal and will dissolve. Males - do not have sutures, but have a small incision to the scrotum; these will be healed completely by the time you release him.

After surgery, allow the cat to recover in the live trap - For the cat's safety and yours, DO NOT transfer the cat into another trap or carrier. The least amount of human contact makes for less stress and is better for the cat. It is much less stressful for them to stay in the trap. It is important that the recovery location is temperature controlled. A basement, bathroom or spare room usually works well. A garage may work if not too hot, cold or drafty. Place a tarp or plastic drop cloth lined with newspaper under the trap. A puppy pad or newspaper should be placed inside the trap to help absorb feces/urine. Cover traps loosely with a large towel or sheet so that the cat feels safer and leave some space through which the cat can get fresh air.

Monitor the cat – The cat should be fully alert when you pick them up and able to eat normally. Only check on them when feeding and cleaning. Monitor the cat's breathing, for possible bleeding and for other visible signs that indicate a change from its usual behavior. Keep children and other animals away from the area and avoid loud noises and music. Cats prefer it to be quiet and dark.

Provide food and water - Offer food and water as soon as possible. They will only have had a small meal while in our care. Use a trap divider “fork” to make cleaning & feeding safe. We have them available for loan. Do not open the trap or stick your fingers or hands in the trap without a fork. Keep the trap locked at all times. Lift the sheet up and uncover just the trap area you need access to. This will cause less stress for them and allow you access to the side you need. Cats will typically move to the darker/covered areas naturally.

Keep cats until they recover - In general, they need to be held one to two nights after surgery. The first night is with us. We suggest one night for males and 2 nights for females. Nursing mothers may be returned once they have completely regained consciousness so they can get back to their kittens. Make sure all cats are fully conscious, clear-eyed, and alert before release - and had a good meal. Sometimes there are very special medical/weather circumstances when a cat needs to be held for more than 48 hours; it is recommended that they be transferred to a “holding pen” or large crate where litter can be provided if held many more days than this.

Return the cats - Release the cat in the same place you trapped him or her. Place the covered trap up to a bush or other similar like object the cat can hide in. Pull back the cover some and give the cat a few minutes to get oriented. Open the trap door. The cat may hesitate a few moments before leaving the trap. This is no cause for alarm. Resume the feeding schedule and provide water just as you did before. It is not uncommon for a cat to “disappear” for a few days after being returned to their “home”. They will return eventually for their next meal.

Questions/Emergency

If there are any questions/problems/concerns, call/email us immediately at the clinic the cat visited.

Warren (586) 879-1745; Flint (810) 780-4978; clinic@allaboutanimalsrescue.org

For after-hours emergencies, please contact an afterhours clinic, like Wilson Veterinary at (586) 752-6217. We are not affiliated and additional charges will apply.



**all about
animals**

ALL ABOUT ANIMALS RESCUE

23451 Pinewood Street

Warren, MI 48091

Phone: 586-435-1745, Fax 586-933-2565

501(c)(3) Non-Profit organization

Tax I.D. # 20-3006686

No More Homeless Pets!

Winter Community Cat Shelter Tips

- Shelter sizing – shelter should be small enough to allow the cat’s body heat to help keep the shelter warm. Cat needs to be able to stand up and turn around. Too much space and the heat dissipates.
- The door hole is up high so when it snows/rains, it doesn't cover the entrance or flow into the hole.
- Fill shelters about 1/2 to 3/4 full of loose straw and make sure to mat it down a bit around the opening of the shelter so shelter is easy to get in. Tape the top on; all around the seam of the lid.
- Place your shelter on top of a pallet or bricks so it's not right on the ground soaking up the cold from the earth.
- Face the door away from the wind/elements.
- Add something heavy to the top of the shelter to ensure it’s steady and doesn’t tip or blow over.
- Straw is the best material for bedding. Never use items that can retain moisture & freeze - cats can get frostbite and have been known to freeze to the material. Even condensation from the kitty breathing while asleep can cause problems with materials that hold moisture. Make sure it's dry straw. If you think the straw is wet inside the shelter, change it out. Straw and hay are not the same thing. Remember “Straw is for Strays and Hay is for Horses”.
- You can add a ‘porch’ over hang over the door. A sturdy plastic pot or bucket with the bottom cut out works great. Door holes should be 5.5 to 6 inches. Any bigger means unnecessary exposure to the elements and other animals can get in. Any smaller and the cat may not be able to get in.
- Never feed inside of a shelter. Instead, make a separate covered feeding station.
- Having trouble getting them to go in? Try catnip on the ledge entrance and inside.
- Camouflage and hide your shelters. Neighbors and animal control don't want to see them.
The less visible the cat colony is, the safer the cats are.
- **And lastly, but most important – make sure all the cats are sterilized!**

To find out more about AAAR programs, services, adoptable pets, charitable estate giving, or the latest news, please contact us at www.allaboutanimalsrescue.org, join our email list, like us on Facebook, follow us on Twitter or call us at 586-879-1745 (Warren Clinic) 810-780-4978 (Flint Clinic).

[Adopt a Homeless Pet](#)

www.allaboutanimalsrescue.org

Feline Deterrents

Feline Deterrents						
		<u>Item</u>	<u>How it Works/Notes</u>	<u>Cost</u>	<u>Manufacturers</u>	<u>Where to Purchase</u>
Motion Activated	Most Effective ↑	Ultrasonic Deterrent	Usually motion activated and emits an unpleasant sound that humans cannot hear.	\$\$\$	Bird-X "Yard Gard" / PestAway / PestBye / Yard Sentinel	Amazon/Local hardware
		Motion Activated Sprinkler	Can cover 1000sq/ft and multiple sprinklers can be linked to cover more area.	\$\$\$	Contech "Scarecrow" /Havahart/Orbit/PestBye	Lowes/HD/Amazon
		StayAway	Blast of compressed air to scare the cat. Good for porches/small areas.	\$\$	Contech	Amazon/Local hardware
Scent Based		<u>Citrus Based Items:</u> - Citronella (oil, plant, etc) - Orange/lemon/lime peels - Orange oil concentrate <u>Other Items:</u> - Raw onions/Vinegar - Chili powder - Oil of mustard - Coffee grounds - Rosemary + water	Cats are naturally deterred by citrus/spicy/bitter odors. These items should be sprayed or sprinkled around a fence-line or garden to deter cats.	\$	AG Organics/Havahart/various	Amazon/Local hardware/Grocery store/Greenhouse
		Scaredy cat herbs/flowers	Plant: marigold, coleus cania, rue, lavender, rosemary, penny royal, lemon thyme, geraniums, absenthe, green onions etc. Good for gardens/landscaping.	\$	Various	Local nursery
Visual/ Texture		Cat Scat Mats, Chicken wire, limestone, rough rocks, pine cones, etc	Deters cats from walking on these due to rough surfaces. Good for gardens.	\$	Amazon, Gardeners.com, Various	Local hardware
	Tinfoil flags, ribbed water bottles (full)	Reflective items can appear to cats as predators and scare them away.	\$/0	Various	Local hardware	
NOTES		*Ensure wild catnip or spider plants aren't growing nearby as they attract cats. Sources of food and shelter also attract cats. Cat fencing works great to keep cats out or in: PuurfectFence.com EasyPetFence.com For more deterrent information, visit: www.allaboutanimalsrescue.org/stray-cats				Authored by Chris Shelton

ALL ABOUT ANIMALS RESCUE - TRAP NEUTER RETURN



Warren



Warren



Warren




Flint





Transports to Warren or Flint

- Auburn Hills
- Bay City
- Detroit zips 48206, 48208, 48209
- Lapeer
- Saginaw



TNR Program Facts

- Certification
- Trap Loans
- Scheduling
- Surgery Day
- After Care
- Sheltering
- Feeding
- Return to Field



Certification
 \$25 TNR Package Includes:
 Sterilization (8 weeks/2 lbs)
 Mandatory ear tip
 Rabies (>12 weeks old)

Available Services
 \$15 FVRCP, FELV
 \$25 FIV/FELV Combo Test
 \$5-\$8 Fleas
 \$15 Fleas, Rounds/Hooks,
 Mites & Heartworm
 \$15 Tapeworms
 \$25 Microchip
Some issues addressed
 \$25 Convenia Antibiotic





Trap Loans
 TNR/Vet visits
 Tru-catch traps \$65
 Forks/dividers \$20
 3 traps up to 1 month
 Return clean please

Flint
 Text 810-780-4978
 Tuesday, Thursday 8 am-6 pm
 Wednesday, Friday - Call
 Saturday 10 am-3 pm

Warren
 Text 586-435-1745 upon arrival
 Monday, Tuesday, Friday 8 am-6 pm
 Wednesday, Thursday 8 am-7 pm
 Saturday 10 am-3pm

Auburn Hills
 Text 248-832-1205
 Thursday 3 pm-7 pm
 Friday 10 am-6 pm
 Saturday 10 am-3 pm



Scheduling

Warren, Transports from Auburn Hills or Detroit
Zips 48206, 48208, 48209

586-879-1745, staff@allaboutanimalsrescue.org

Flint, Transports from Bay City, Lapeer, Saginaw
810-780-4978, flint@allaboutanimalsrescue.org



Home Calendar Spay-tacular 2020! Adoption Veterinary Services How to Help **Stray Cats** Spay Michigan



all about animals
No More Homeless Pets
To schedule a spay/neuter appointment for your pet, call us at
586.879.1745



Stray Cats 

Check for Updates
<https://allaboutanimalsrescue.org/stray-cats>

stray cats

[Donate](#)


Stray Cats

COVID-19 Updates – As things continue to change, please check back for procedure and service updates.

UPDATE: TNR is by appointment only. Up to 3 appointments per person/colony per day as openings are available.

To make an appointment for community cat sterilization at the Warren clinic: call 586-879-1745 or email staff@allaboutanimalsrescue.org. We will work to get back with you with a date as soon as possible.

[How To Help Home](#)
[About Volunteering](#)
[Before You Donate](#)



Surgery Day

One cat per trap

Covered

Clean

No breakfast or very small if TNRing that morning

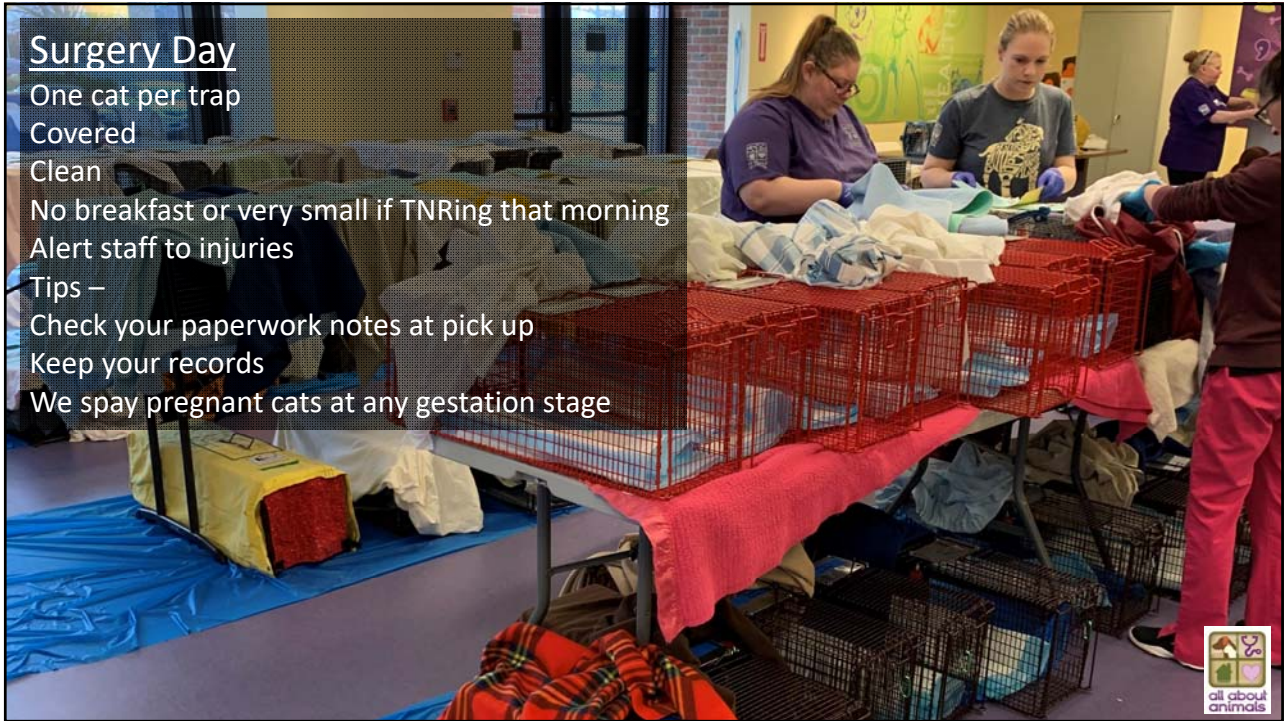
Alert staff to injuries

Tips –

Check your paperwork notes at pick up

Keep your records

We spay pregnant cats at any gestation stage



Check in Warren & Flint

should be: 8 am – 10 am

Pick up Warren & Flint

should be: 7 am – 7:30 am

Transports

Check when scheduling





After Care

Please read the
Post Surgery handout

General

1 night males
2 nights females
First night is with us

Tip

Puppy pads are awesome




Ongoing Care

Shelter
Food
Proactive Protection -
Make them invisible
Long term plan



Sheltering






Feeding Best Practices

- Less visible the better
- Same time
- Food 2 x day 30 to 45 mins
- Water 24/7
- Feeding stations

Feeding Stations



Consider using an
immune booster




Vitamin C (Ascorbic w/Bioflaonoids)
Dosage:
62.5 mg - 250 mg per meal








Home Calendar Spay-tacular 2020! Adoption Veterinary Services How to Help Stray Cats **Spay Michigan**




all about animals
No More Homeless Pets
To schedule a spay/neuter appointment for your pet, call us at
586.879.1745



SPAY michigan
1.888.5.SPAY.HELP

Donate
Newsletter Signup
Request Appointment





- [How To Help Home](#)
- [About Volunteering](#)
- [Before You Donate](#)


Spay Michigan

Need low cost spay/neuter?

Don't live near Warren or Flint?

We have your solution!

All About Animals established a hotline for Michigan pet owners who need spay/neuter



all about animals



Questions? Contact
tnr@allaboutanimalsrescue.org
 Catherine Garrett
cgarrett@allaboutanimalsrescue.org

www.allaboutanimalsrescue.org



all about animals