



ALL-MAKES COMBINE PARTS CATALOG



ALL MAKES. ALL QUALITY

The small harvest-time window waits for no one. That's why we want to be your single, convenient combine maintenance source—offering products that span a wide range of needs. Our comprehensive all-makes line gives you more parts options for any make of combine in your shed.

This industry-leading parts collection was hand-selected by our expert engineers—so there's no need to worry about fit or performance. Choose from our private-label, value-priced offerings and some of the industry's most well-known and respected brands:

- Gates®
- Prairie Belting
- Diamond®
- Trimble®
- Fleetguard
- Permatex
- Loctite
- Schumacher
- Drives®
- May Wes
- ECCO®
- J. W. Speaker
- And many more

Questions about which part is right for your combine? Your dealer is at the ready—there to help with ordering, consultation and service.

TABLE OF CONTENTS

Cutting parts.....	4	Engine overhaul kits	35
Auger finger kits	6	Rotating electrical.....	36
Poly skid shoes	10	Air Conditioning.....	37
Stalk stompers	14	Precision farming.....	38
Concaves	22	Filters	42
Belting	24	Batteries	43
Chains	32	Chemicals.....	44
Insert bearings.....	34	Observation systems and cameras.....	46
		Radios	49

MAINTAIN TO PERFORM

Harvest is fleeting, so you'll want to be sure your equipment is ready to perform at peak performance when the time comes. Follow these maintenance tips to make the most of the season.

DRIVE CHAINS AND BELTS

- Insufficient or excessive belt and chain tension puts extra stress on several combine components, so check the chain tension and measurements according to the service intervals in your operator's manual. Chains that measure more than 3 percent longer than the original chain length may need to be replaced.
- Inspect the sprockets for excessive tooth wear or cupping. When replacing the chains, always replace the sprockets as well. Putting new chains on worn sprockets will lead to premature wear.
- Check the belt for cracks—especially those that run across all three ribs in the same place.

CONCAVES

- Inspect the wear edge of the concave bars, the straightness of the bars and overall concave condition. In general, the lower and smoother the bars get, the less aggressive the threshing action. Broken or damaged wires can be replaced individually.
- With concaves removed, check for cracked, twisted, broken or loose rasp bars. If you can no longer read the number on the bolt head, it's time to replace the rasp bar.
- If you're switching crops, configure your machine for the next crop with the proper components. Next, measure the clearance of the rotor and calibrate it with your cab controls to ensure accuracy. This is a crucial step that prevents rasp bar/concave collision that can result in damage or premature wear.
- Measure and adjust the sieve openings according to the given crop or condition. Make sure the sieve wires aren't loose in the side rails, and that there are no broken or bent louvers.

FILTERS AND FLUIDS

- To ensure max uptime, check and change the engine, hydraulic and gearbox fluids and all filters according to the service intervals in your operator's manual.
- Don't forget to check the engine coolant and cooling system.
- The higher combustion temperatures and cylinder pressures of Tier-4B engines call for a coolant that resists deposit buildup and other issues that can occur in such extreme conditions. Trust our fluids from your Case IH dealer to outperform competitors.

CUTTING PARTS

BETTER YOUR CROPS WITH QUALITY CUTTING PARTS

Don't bend on top-quality knives. Knife guards often bend and become damaged when a knife section hits large stones or objects. To avoid such damage, our cutting parts are manufactured for extreme durability and wear life.

With superior knife sections, stronger guards and well-adjusted cutting systems from Schumacher and Crary, you can stretch the lifespan of your cutting parts. Designed to eliminate damage to the guards and limit breaking or bending, these cutting parts provide a cleaner cut and better flow of crop material.



SCHUMACHER EASY CUT

PART NO.	DESCRIPTION
SECTIONS	
86561692	Pro Cut, fine, 11 teeth per in.
84158455	Pro Cut, coarse, 7 teeth per in.
84242662	Overlap section
87037117	Twin point end section
84223452	Overlap section with bolts
GUARDS	
84314629	Open top center guard, 12mm for double drive
84314630	Triple guard, 12mm Easy Cut II, standard
86561684	Open top first guard, 12mm
86561686	Standard guard, 12mm, Easy Cut II, standard



PART NO. 86561692



PART NO. 84242662



PART NO. 84314629



PART NO. 84314630



PART NO. 86561684



PART NO. 86561686

CRARY GOLD'N CUT

PART NO.	DESCRIPTION	APPLICATION
86561624	Guard with built-in wear bar	Case IH 2020, 3020, 2142, 2152, 2162; Lexion F25, F30, F535, F540; MacDon platforms, windrowers; New Holland 970, 971, 972, 973, 71C, 73C, 74C, 740CF. Used on Case IH 820, 1010, 1020 with Crary systems 1995 and prior.
86561626	Spring-loaded hold-down guard	Use with 86561624
84151693	Front wear strip	Use with 86561626
87058720	Rear wear strip	Use with 86561626



PART NO. 86561626



PART NO. 86561624




AUGER FINGER KITS

AVOID DAMAGE—AND DOWNTIME

Broken metal fingers can cause serious damage to rotors and cylinders. Poly retractable fingers are a better alternative to metal fingers because broken poly will disintegrate before causing damage to the combine. Our poly fingers are strong and resilient, and will not fray with heavy usage. They are designed to bend 10 degrees past the normal breaking point, meaning less breakage and lower repair costs for your operation.

JOHN DEERE

PART NO.	KIT DESCRIPTION
600FD/600D SERIES - 10 5/8"	
73343219	500 fingers
73343220	100 fingers
73343221	24 fingers
73343222	12-pack kit
73343223	Single finger kit
73343133	Single finger
73343135	Guide hardware kit
600F/600R SERIES - 11 1/4"	
73343183	500 fingers
73343182	100 fingers
73343181	24 fingers
73343180	12-pack kit
73343179	Single finger kit
73343116	Single finger
73343113	Finger hardware kit
73343112	Guide hardware kit
73343100	Molded finger guide
200/900 SERIES - 10 1/4"	
73343163	500 fingers
73343164	100 fingers
73343173	24 fingers
73343161	12-pack kit
73343162	Single finger kit
73343110	Single finger
73343113	Finger hardware kit
73343112	Guide hardware kit
73343100	Molded finger guide




LEXION

PART NO.	KIT DESCRIPTION
9 5/8"	
73343169	500 fingers
73343170	100 fingers
73343172	24 fingers
73343217	12 finger kit
73343218	Single finger kit
73343111	Single finger
73343109	Guide hardware kit
73343100	Molded finger guide
10 7/8"	
73343166	500 fingers
73343168	100 fingers
73343165	24 fingers
73343202	12 finger kit
73343203	Single finger kit
73343114	Single finger
73343109	Guide hardware kit
73343100	Molded finger guide




AGCO

PART NO.	KIT DESCRIPTION
11 1/4"	
73343200	500 fingers
73343199	100 fingers
73343198	24 fingers
73343197	12 finger kit
73343196	Single finger kit
73343114	Single finger
73343104	Finger guide
73343118	Adapter clip kit
11 7/16"	
73343200	500 fingers
73343199	100 fingers
73343198	24 fingers
73343214	12 finger kit
73343213	Single finger kit
73343114	Single finger
73343104	Finger guide
73343129	Adapter clip kit



MACDON


PART NO.	KIT DESCRIPTION
872/873 SERIES - 7 7/16" (11" AUGER DRUM)	
73343195	500 fingers
73343192	100 fingers
73343191	24 fingers
73343190	12-pack kit
73343189	Single finger kit
73343117	Single finger
73343109	Guide hardware kit
73343107	Molded finger guide
872 SERIES - 7 7/16" (12" AUGER DRUM)	
73343206	500 fingers
73343207	100 fingers
73343208	24 fingers
73343209	12-pack kit
73343210	Single finger kit
73343128	Single finger
73343109	Guide hardware kit
73343107	Molded finger guide
CA20/CA25 SERIES - 8 7/8"	
73343169	500 fingers
73343170	100 fingers
73343172	24 fingers
73343159	12-pack kit
73343160	Single finger kit
73343111	Single finger
73343109	Guide hardware kit
73343107	Molded finger guide



POLY SKID SHOES

CUT CLOSER TO THE GROUND TO GATHER MORE CROPS

Poly skid shoes protect your header in tough conditions, so you can collect more crops from the field. The sturdy, yet lightweight construction of our poly skid shoes prevents soil and debris buildup on your combine head, allowing for closer-to-ground grain cutting.

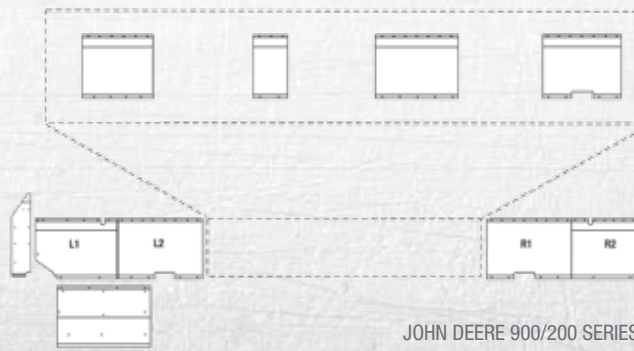


JOHN DEERE

PART NO.	HEADER LENGTH	KIT DESCRIPTION
600 SERIES		
73341147	35'	3/8" Centers/Ends with yellow cover
73341148	30'	3/8" Centers/Ends with yellow cover
73341149	25'	3/8" Centers/Ends with yellow cover
73342578	22'	3/8" Centers/Ends with yellow cover
73341150	20'	3/8" Centers/Ends with yellow cover
73341151	18'	3/8" Centers/Ends with yellow cover
900 SERIES		
73342555	30'	1/4" Centers/Ends with white cover
73342556	25'	1/4" Centers/Ends with white cover
73342557	24'	1/4" Centers/Ends with white cover
73342558	22'	1/4" Centers/Ends with white cover
73342559	20'	1/4" Centers/Ends with white cover
73342560	18'	1/4" Centers/Ends with white cover
73342561	15'	1/4" Centers/Ends with white cover
73342565	13'	1/4" Centers/Ends with white cover
200 SERIES		
73342557	24'	1/4" Centers/Ends with white cover
73342562	22'	1/4" Centers/Ends with white cover
73342559	20'	1/4" Centers/Ends with white cover
73342563	16'	1/4" Centers/Ends with white cover
73342564	15'	1/4" Centers/Ends with white cover
73342565	13'	1/4" Centers/Ends with white cover



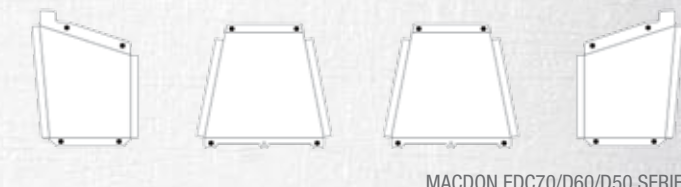
JOHN DEERE 600 SERIES



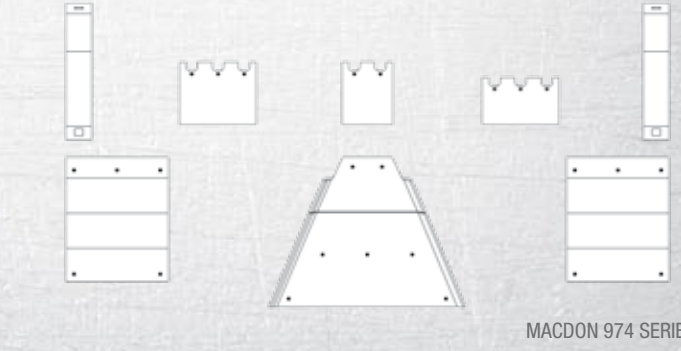
JOHN DEERE 900/200 SERIES

MACDON

PART NO.	HEADER LENGTH	KIT DESCRIPTION
973 SERIES (2006 AND NEWER)		
73343467	39'	3/8" Centers/Ends with white cover
73343468	36'	3/8" Centers/Ends with white cover
73343469	30'	3/8" Centers/Ends with white cover
73343476	25'	3/8" Centers/Ends with white cover
73343477	21'	3/8" Centers/Ends with white cover
974 SERIES (2006 AND NEWER)		
73343478	36'	3/8" Centers/Ends with white cover
73343479	30'	3/8" Centers/Ends with white cover
73343480	25'	3/8" Centers/Ends with white cover
73343481	21'	3/8" Centers/Ends with white cover
974 SERIES (2005 AND OLDER)		
73340764	36'	3/8" Centers/Ends with white cover
73340765	30'	3/8" Centers/Ends with white cover
FD70/D60/D50 SERIES		
73343460	45'	3/8" Centers/Ends with white cover
73343461	40'	3/8" Centers/Ends with white cover
73343462	35'	3/8" Centers/Ends with white cover
73343463	30'	3/8" Centers/Ends with white cover
FD75/D65 SERIES		
73343470	45'	3/8" Inners/Ends and 1/4" Centers with white cover
73343471	40'	3/8" Inners/Ends and 1/4" Centers with white cover
73343472	35'	3/8" Inners/Ends and 1/4" Centers with white cover
73343473	30'	3/8" Inners/Ends and 1/4" Centers with white cover
73343474	25'	3/8" Inners/Ends and 1/4" Centers with white cover



MACDON FDC70/D60/D50 SERIES



MACDON 974 SERIES

CASE IH

PART NO.	HEADER LENGTH	KIT DESCRIPTION
3020 SERIES		
73342510	35'	3/8" Molded Centers & 1/4" Ends with black cover
73342511	30'	3/8" Molded Centers & 1/4" Ends with black cover
73342512	25'	3/8" Molded Centers & 1/4" Ends with black cover
73342513	20'	3/8" Molded Centers & 1/4" Ends with black cover
2020 SERIES (BEFORE CBJ020001 AND ALL HAJ)		
73340815	35'	1/4" Centers/Ends with black cover
73340816	30'	1/4" Centers/Ends with black cover
73340817	25'	1/4" Centers/Ends with black cover
73340820	20'	1/4" Centers/Ends with black cover
2020 SERIES (CBJ020001 - CBJ020700)		
73340831	35'	1/4" Centers/Ends with black cover
73340832	30'	1/4" Centers/Ends with black cover
73340833	25'	1/4" Centers/Ends with black cover
73340834	20'	1/4" Centers/Ends with black cover
2020 SERIES (CBJ020701 - CBJ021300)		
73340839	35'	1/4" Centers/Ends with black cover
73340840	30'	1/4" Centers/Ends with black cover
73340841	25'	1/4" Centers/Ends with black cover
73340842	20'	1/4" Centers/Ends with black cover
2020 SERIES (CBJ021301 AND LATER)		
73340847	35' dual drive	1/4" Centers/Ends with black cover
73340848	30' dual drive	1/4" Centers/Ends with black cover
73340849	25' dual drive	1/4" Centers/Ends with black cover
73340850	20' dual drive	1/4" Centers/Ends with black cover

NEW HOLLAND

PART NO.	HEADER LENGTH	KIT DESCRIPTION
740CF SERIES		
73342510	35'	3/8" Molded Centers & 1/4" Ends with black cover
73342511	30'	3/8" Molded Centers & 1/4" Ends with black cover
73342512	25'	3/8" Molded Centers & 1/4" Ends with black cover
73342513	20'	3/8" Molded Centers & 1/4" Ends with black cover
973, 74C AND 73C SERIES (BEFORE PNL017183 AND ALL HAJ)		
73340815	35'	1/4" Centers/Ends with black cover
73340816	30'	1/4" Centers/Ends with black cover
73340817	25'	1/4" Centers/Ends with black cover
73340820	20'	1/4" Centers/Ends with black cover
973, 74C AND 73C SERIES (PNL017183 - PNL017800)		
73340831	35'	1/4" Centers/Ends with black cover
73340832	30'	1/4" Centers/Ends with black cover
73340833	25'	1/4" Centers/Ends with black cover
73340834	20'	1/4" Centers/Ends with black cover
973, 74C AND 73C SERIES (PNL017801 -PNL018300)		
73340839	35'	1/4" Centers/Ends with black cover
73340840	30'	1/4" Centers/Ends with black cover
73340841	25'	1/4" Centers/Ends with black cover
73340842	20'	1/4" Centers/Ends with black cover
973, 74C AND 73C SERIES (PNL018301 AND LATER)		
73340847	35' dual drive	1/4" Centers/Ends with black cover
73340848	30' dual drive	1/4" Centers/Ends with black cover
73340849	25' dual drive	1/4" Centers/Ends with black cover
73340850	20' dual drive	1/4" Centers/Ends with black cover

SWATHER AND HAYBINE SKID SHOES

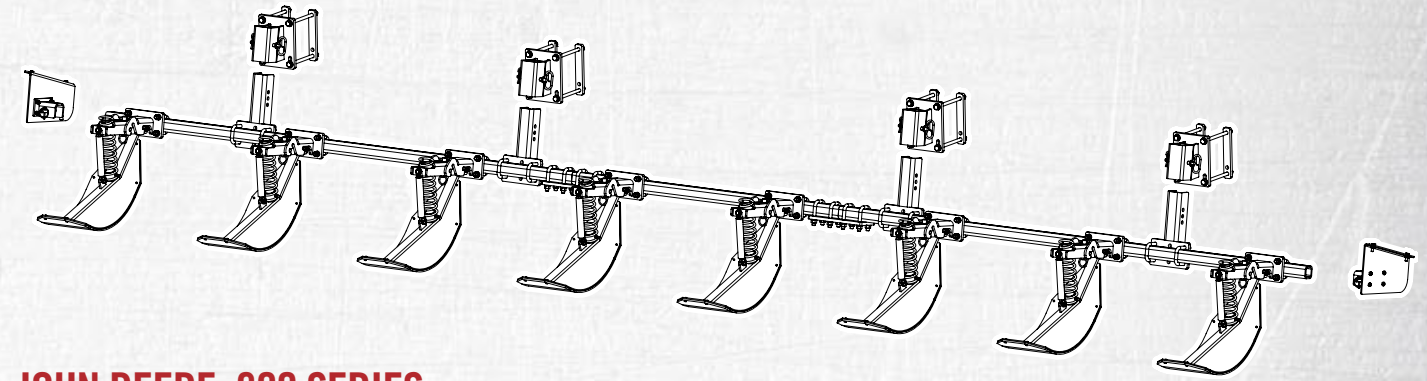
PART NO.	DESCRIPTION
73342579	4000 Windrower Skid Shoe
73342580	8830, 8840 Skid Shoe, 8370 Windrower, 6650, 8200, 8400 Hesston - 11.25" x 22.75"
73342581	990 Swather Skid Shoe
73342582	230 Swather Skid Shoe
73342583	8370, 8380 End Shoe
73342584	6450 Hesston Skid Shoe
73342585	8380 Middle Pad
73342586	4000 End Shoe
73342587	4000 Windrower - 7" x 48"
73342588	175 Windrower - 5.3" x 30" & 10.7" x 30"
73342589	1190 Swather Skid Shoe
73342590	736 Mower Conditioner - 14.5" x 26"



STALK STOMPERS

LEVEL CORN STALKS WITH STALK STOMPERS

Protect your tires and tracks from corn stubble damage with our line of Quick Disconnect Stalk Stompers. The heavy-duty construction of these Stalk Stompers crushes corn stubble, saving you the cost of replacing tires or tracks. Plus, with interchangeable components and replacement parts, you can find the right parts for your budget.



JOHN DEERE: 600 SERIES

NO. OF ROWS	KIT PART NO. (73343138)	KIT PART NO. (73343149)	NO. OF 2x2 TOOLBARS 72" (73343119), 96" (73343120)	NO. OF HEAD MOUNTING BRACKETS 73343122, 73341226	NO. OF TOOLBAR SPLICES 73341224	NO. OF END SUPPORT KITS 73341227
-------------	----------------------------	----------------------------	--	---	------------------------------------	-------------------------------------

WITH TOOLBAR - Toolbar configuration based on 30" rows; kit will accommodate narrower rows.

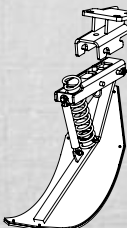
2	73343224	73343238	Two 72"	Four each	N/A	Optional
4	73343225	73343239	Two 72"	Four each	N/A	Optional
6*	73343226	73343240	Two 96"	Four each	N/A	Optional
8*	73343227	73343241	Three 96"	Four each	Two each	Optional
12*	73343228	73343242	Two 72", three 96"	Four each	Four each	One each
16*	73343229	73343243	Five 96"	Four each	Four each	One each
18*	73343230	N/A	Two 72", three 96"	Four each	Four each	One each

WITHOUT TOOLBAR - To reduce cost, the 2x2 toolbar can be removed from the kit. This is standard 2x2 square 1/4" sidewall tubing available from most fabrication shops or metal supply companies.

2	73343231	73343244	N/A	Four each	N/A	Optional
4	73343232	73343245	N/A	Four each	N/A	Optional
6*	73343233	73343246	N/A	Four each	N/A	Optional
8*	73343234	73343247	N/A	Four each	Two each	Optional
12*	73343235	73343248	N/A	Four each	Two each	One each
16*	73343236	73343249	N/A	Four each	Two each	One each
18*	73343237	N/A	N/A	Four each	Two each	One each

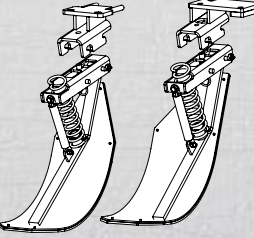
*Due to variation of implement configurations, row coverage under the feederhouse may not be applicable.
Note: Header bracket (73341125) accommodates 5-inch to 6-inch main beam

JOHN DEERE: 90/40 SERIES



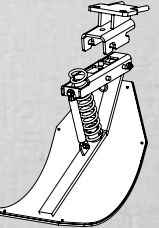
PART NO. 73343250

- 9-inch shoe
- For all rows except 3 and 6 on 8-row heads (order part #84129 for rows 3 and 6)



PART NO. 73343251

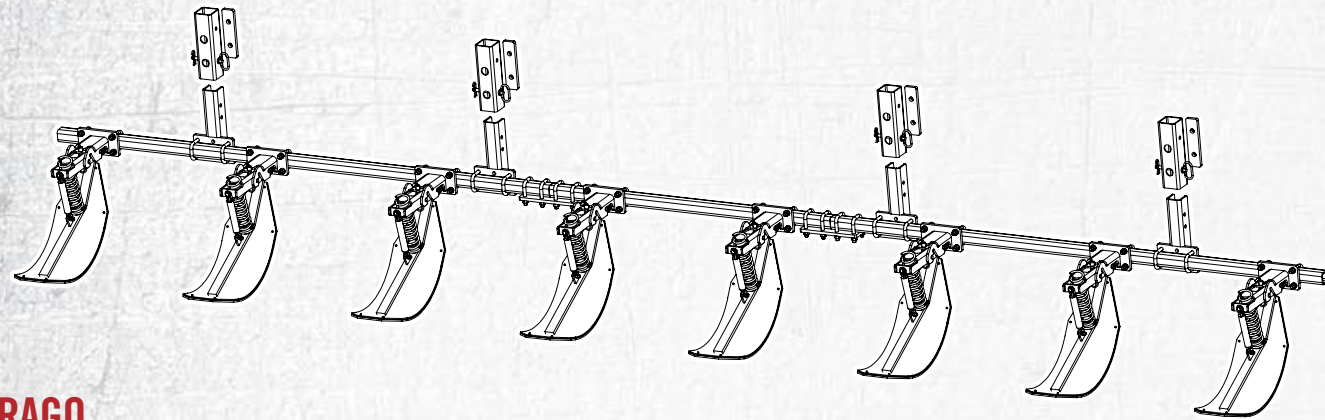
- 9-inch shoe
- For rows 3 and 6 on 8-row heads
- Kit includes: one Stalk Stomper assembly (43003), one header bracket (43010), one right offset Stalk Stomper assembly (43013), one right offset bracket (43011)



PART NO. 73343252

- 14-inch shoe
- All rows except 3 and 6 on 8-row heads

**Does not fit 8-row (36-inch and wider row widths) 90/40 series heads.



DRAGO

NO. OF ROWS	KIT PART NO.	KIT PART NO.	NO. OF 2x2 TOOLBARS	NO. OF HEAD MOUNTING BRACKETS	NO. OF TOOLBAR SPLICES
	Single Row 9" Shoe (73343138)	Twin Row 14" Shoe (73343149)	72" (73343119), 96" (73343120)	73341243, 73341226	73341224

WITH TOOLBAR - Toolbar configuration based on 30" rows; kit will accommodate narrower rows.

†2	73343373	73343391	Two 72"	Four each	N/A
†4	73343374	73343392	Two 72"	Four each	N/A
†6*	73343375	73343393	Two 96"	Four each	N/A
8*	73343376	73343394	Three 96"	Four each	Two each
12**	73343377	73343395	Three 96"	Four each	Two each
12***	73343378	73343396	Two 72", three 96"	Four each	Two each
12****	73343379	73343397	Five 72"	Four each	Two each
16*	73343380	73343398	Five 96"	Four each	Four each
18*	73343381	N/A	Five 96"	Four each	Four each

WITHOUT TOOLBAR - To reduce cost, the 2x2 toolbar can be removed from the kit. This is standard 2x2 square ¼" sidewall tubing available from most fabrication shops or metal supply companies.

†2	73343382	73343399	N/A	Four each	N/A
†4	73343383	73343400	N/A	Four each	N/A
†6*	73343384	73343401	N/A	Four each	N/A
8*	73343385	73343402	N/A	Four each	Two each
12**	73343386	73343403	N/A	Four each	Two each
12***	73343387	73343404	N/A	Eight each	Two each
12****	73343388	73343405	N/A	Eight each	Two each
16*	73343389	73343406	N/A	Four each	Two each
18*	73343390	N/A	N/A	Four each	Two each


*Due to variation of implement configurations, row coverage under the feederhouse may not be applicable.

**Accommodates 20" and 22" row spacing

***Accommodates 30" row spacing

****Accommodates folding heads

†Series II - 6 row heads require offset bracket listed below in addition to the kit.



OFFSET BRACKET

APPLICATION: Series II - 6-row

PART NO. 73343124

GERINGHOFF

NO. OF ROWS	KIT PART NO.	KIT PART NO.	NO. OF 2x2 TOOLBARS	NO. OF HEAD MOUNTING BRACKETS	NO. OF TOOLBAR SPLICES
	Single Row 9" Shoe (73343138)	Twin Row 14" Shoe (73343149)	72" (73343119), 96" (73343120)	73343136, 73343137	73341224

WITH TOOLBAR - Toolbar configuration based on 30" rows; kit will accommodate narrower rows.

2	73343261	73343275	Two 72"	Two each	N/A
4	73343262	73343276	Two 72"	Two each	N/A
6*	73343263	73343277	Two 96"	Four each	N/A
8*	73343264	73343278	One 72", two 96"	Four each	Optional
12*	73343265	73343279	Four 96"	Six each	Optional
16*	73343266	73343280	Five 96"	Six each	Optional
18**	73343267	N/A	Five 96"	Eight each	Optional

WITHOUT TOOLBAR - To reduce cost, the 2x2 toolbar can be removed from the kit. This is standard 2x2 square ¼" sidewall tubing available from most fabrication shops or metal supply companies.

2	73343268	73343281	N/A	Two each	N/A
4	73343269	73343282	N/A	Two each	N/A
6*	73343270	73343283	N/A	Four each	N/A
8*	73343271	73343284	N/A	Four each	Optional
12*	73343272	73343285	N/A	Six each	Optional
16*	73343273	73343286	N/A	Six each	Optional
18**	73343274	N/A	N/A	Eight each	Optional

GERINGHOFF HORIZON

NO. OF ROWS	KIT PART NO.	KIT PART NO.	NO. OF 2x2 TOOLBARS	NO. OF HEAD MOUNTING BRACKETS	NO. OF TOOLBAR SPLICES
	Single Row 9" Shoe	Twin Row 14" Shoe	72" (73343119), 96" (73343120)	73343510, 73343511	73341224

WITH TOOLBAR - Toolbar configuration based on 30" rows; kit will accommodate narrower rows.

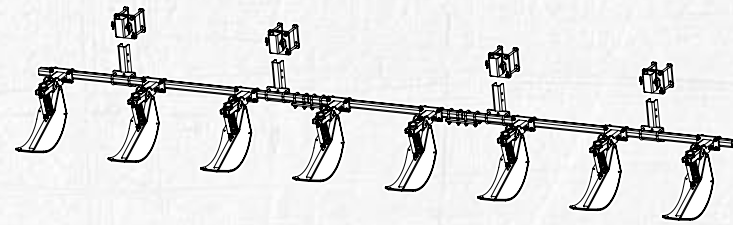
2	73343484	73343498	Two 72"	Two each	N/A
4	73343485	73343499	Two 72"	Two each	N/A
6*	73343486	73343500	Two 96"	Four each	N/A
8*	73343487	73343501	One 72", two 96"	Four each	Optional
12*	73343488	73343502	Four 96"	Six each	Optional
16*	73343489	73343203	Five 96"	Six each	Optional
18**	73343490	N/A	Five 96"	Eight each	Optional

WITHOUT TOOLBAR - To reduce cost, the 2x2 toolbar can be removed from the kit. This is standard 2x2 square ¼" sidewall tubing available from most fabrication shops or metal supply companies.

2	73343491	73343504	N/A	Two each	N/A
4	73343492	73343505	N/A	Two each	N/A
6*	73343493	73343506	N/A	Four each	N/A
8*	73343494	73343507	N/A	Four each	Optional
12*	73343495	73343508	N/A	Six each	Optional
16*	73343496	73343509	N/A	Six each	Optional
18**	73343497	N/A	N/A	Eight each	Optional

*Due to variation of implement configurations, row coverage under the feederhouse may not be applicable.

**Accommodates 20" and 22" row spacing



AGCO

NO. OF ROWS	KIT PART NO.	KIT PART NO.	NO. OF 2x2 TOOLBARS	NO. OF HEAD MOUNTING BRACKETS	NO. OF TOOLBAR SPLICES
	Single Row 9" Shoe (73343138)	Twin Row 14" Shoe (73343149)	72" (73343119), 96" (73343120)	73343126, 73341226	73341224
WITH TOOLBAR - Toolbar configuration based on 30" rows; kit will accommodate narrower rows.					
2	73343311	73343321	Two 72"	Four each	N/A
4	73343312	73343322	Two 72"	Four each	N/A
6*	73343313	73343323	Two 96"	Four each	N/A
8*	73343314	73343324	Three 96"	Four each	Two each
12*	73343315	73343325	Two 72", three 96"	Four each	Two each
WITHOUT TOOLBAR - To reduce cost, the 2x2 toolbar can be removed from the kit. This is standard 2x2 square 1/4" sidewall tubing available from most fabrication shops or metal supply companies.					
2	73343316	73343326	N/A	Four each	N/A
4	73343317	73343327	N/A	Four each	N/A
6*	73343318	73343328	N/A	Four each	N/A
8*	73343319	73343329	N/A	Four each	Two each
12*	73343320	73343330	N/A	Four each	Four each

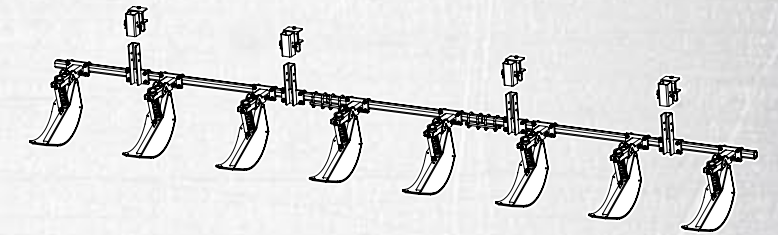
Note: Header bracket (73343126) accommodates 4-inch to 5-inch main beam

LEXION

NO. OF ROWS	KIT PART NO.	KIT PART NO.	NO. OF 2x2 TOOLBARS	NO. OF HEAD MOUNTING BRACKETS	NO. OF TOOLBAR SPLICES
	Single Row 9" Shoe (73343138)	Twin Row 14" Shoe (73343149)	72" (73343119), 96" (73343120)	73341254, 73341226	73341224
WITH TOOLBAR - Toolbar configuration based on 30" rows; kit will accommodate narrower rows.					
2	73343287	73343299	Two 72"	Four each	N/A
4	73343288	73343300	Two 72"	Four each	N/A
6*	73343289	73343301	Two 96"	Four each	N/A
8*	73343290	73343302	Three 96"	Four each	Two each
12*	73343291	73343303	Two 72", three 96"	Four each	Two each
16*	73343292	73343304	Five 96"	Four each	Four each
WITHOUT TOOLBAR - To reduce cost, the 2x2 toolbar can be removed from the kit. This is standard 2x2 square 1/4" sidewall tubing available from most fabrication shops or metal supply companies.					
2	73343293	73343305	N/A	Four each	N/A
4	73343294	73343306	N/A	Four each	N/A
6*	73343295	73343307	N/A	Four each	N/A
8*	73343296	73343308	N/A	Four each	Two each
12*	73343297	73343309	N/A	Four each	Two each
16*	73343298	73343310	N/A	Four each	Two each

Note: Fits Bracket (73341254) accommodates 4-inch to 5-inch main beam

*Due to variation of implement configurations, row coverage under the feederhouse may not be applicable.

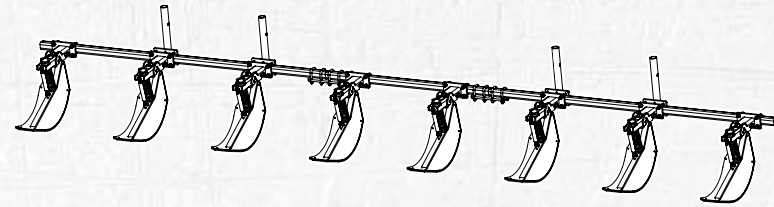


CAPELLO

NO. OF ROWS	KIT PART NO.	KIT PART NO.	NO. OF 2x2 TOOLBARS	NO. OF HEAD MOUNTING BRACKETS	NO. OF TOOLBAR SPLICES
	Single Row 9" Shoe	Twin Row 14" Shoe	72" (73343119), 96" (73343120)	73343131, 73341226	73341224
WITH TOOLBAR - Toolbar configuration based on 30" rows; kit will accommodate narrower rows.					
2	73343347	73343361	Two 72"	Four each	N/A
4	73343348	73343362	Two 72"	Four each	N/A
6*	73343349	73343363	Two 96"	Four each	N/A
8*	73343350	73343364	Three 96"	Four each	Two each
12*	73343351	73343365	Two 72", three 96"	Four each	Four each
16*	73343352	73343366	Five 96"	Four each	Four each
18*	73343353	N/A	Two 72", three 96"	Four each	Four each
WITHOUT TOOLBAR - To reduce cost, the 2x2 toolbar can be removed from the kit. This is standard 2x2 square 1/4" sidewall tubing available from most fabrication shops or metal supply companies.					
2	73343354	73343367	N/A	Four each	N/A
4	73343355	73343368	N/A	Four each	N/A
6*	73343356	73343369	N/A	Four each	N/A
8*	73343357	73343370	N/A	Four each	Two each
12*	73343358	73343371	N/A	Four each	Two each
16*	73343359	73343372	N/A	Four each	Two each
18*	73343360	N/A	N/A	Four each	Two each

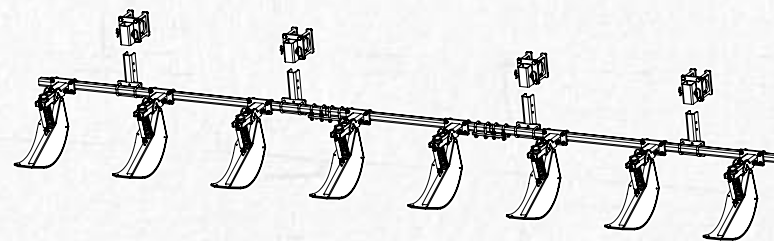
*Due to variation of implement configurations, row coverage under the feederhouse may not be applicable.





HARVESTEC

NO. OF ROWS	KIT PART NO.	KIT PART NO.	NO. OF 2x2 TOOLBARS	NO. OF HEAD MOUNTING BRACKETS	NO. OF TOOLBAR SPLICES
	Single Row 9" Shoe (73343138)	Twin Row 14" Shoe (73343149)	72" (73343119), 96" (73343120)	73343123	73341224
WITH TOOLBAR - Toolbar configuration based on 30" rows; kit will accommodate narrower rows.					
2**	73343331	73343339	Not required	Two each	N/A
4**	73343332	73343340	Not required	Four each	N/A
6*	73343333	73343341	Two 96"	Four each	N/A
8*	73343334	73343342	Three 96"	Four each	Two each
12*	73343335	73343343	Two 72", three 96"	Four each	Four each
WITHOUT TOOLBAR - To reduce cost, the 2x2 toolbar can be removed from the kit. This is standard 2x2 square 1/4" sidewall tubing available from most fabrication shops or metal supply companies.					
6*	73343336	73343344	N/A	Four each	N/A
8*	73343337	73343345	N/A	Four each	Two each
12*	73343338	73343346	N/A	Four each	Two each



FANTINI

NO. OF ROWS	KIT PART NO.	KIT PART NO.	NO. OF 2x2 TOOLBARS	NO. OF HEAD MOUNTING BRACKETS	NO. OF TOOLBAR SPLICES
	Single Row 9" Shoe (73343138)	Twin Row 14" Shoe (73343149)	72" (73343119), 96" (73343120)	73343443, 73341226	73341224
WITH TOOLBAR - Toolbar configuration based on 30" rows; kit will accommodate narrower rows.					
2	73343423	73343433	Two 72"	Four each	N/A
4	73343424	73343434	Two 72"	Four each	N/A
6*	73343425	73343435	Two 96"	Four each	N/A
8*	73343426	73343436	Three 96"	Four each	Two each
12*	73343427	73343437	Two 72", three 96"	Four each	Four each
WITHOUT TOOLBAR - To reduce cost, the 2x2 toolbar can be removed from the kit. This is standard 2x2 square 1/4" sidewall tubing available from most fabrication shops or metal supply companies.					
2	73343428	73343438	N/A	Four each	N/A
4	73343429	73343439	N/A	Four each	N/A
6*	73343430	73343440	N/A	Four each	N/A
8*	73343431	73343441	N/A	Four each	Two each
12*	73343432	73343442	N/A	Four each	Two each

*Due to variation of implement configurations, row coverage under the feederhouse may not be applicable.

**Toolbar not required for 2-row and 4-row applications.



CHALLENGER

KIT PART NO.	MOUNT BRACKET	LEFT LIFT ARM ASSEMBLY	RIGHT LIFT ARM ASSEMBLY	SHOE CONFIGURATION	HYDRAULIC HOSE KIT
Toolbar not included	One each	73342401	73342402	14" 73343132 24" 73342403 38" 73342404	One each
700 SERIES					
73342389	73342430	One each	One each	Two 24" shoe assemblies	25' kit
73342390	73342430	One each	One each	Two 38" shoe assemblies	25' kit
800 SERIES					
73342391	73342431	One each	One each	Two 24" shoe assemblies	25' kit
73342392	73342431	One each	One each	Two 38" shoe assemblies	25' kit



JOHN DEERE

KIT PART NO.	MOUNT BRACKET	LEFT LIFT ARM ASSEMBLY	RIGHT LIFT ARM ASSEMBLY	SHOE CONFIGURATION	HYDRAULIC HOSE KIT
Toolbar not included	One each	73342401	73342402	14" 73343132 24" 73342403 38" 73342404	One each
8000/8R/8RT SERIES					
73342393	73342432	One each	One each	Four 24" shoe assemblies	25' kit
73342398	73342432	One each	One each	Two 24" shoe assemblies	25' kit
73342399	73342432	One each	One each	Two 38" shoe assemblies	25' kit
9030 SERIES					
73342394	73342433	One each	One each	Four 24" shoe assemblies	35' kit
73342395	73342433	One each	One each	Four 38" shoe assemblies	35' kit

PROTECT YOUR GRAIN WITH QUALITY CONCAVES

Don't risk your equipment investment—and your grain quality—with anything but the best. Our line of small wire, large wire and round bar concaves fits all makes and models of equipment offers a lifespan two to three times longer than that of competitors.



CONCAVES

Concaves are crucial wear parts—and ours offer superior fit and durability for higher grain quality. They meet or exceed factory performance, and offer accurate fit-up. An exceptional value, standard concaves are ideal for tough threshing crops such as rice.


JOHN DEERE

PART NO.	DESCRIPTION	APPLICATION
AH205254GV	Small wire	Front
AH205255GV	Small wire	Mid/rear
AH205259GV	Large wire	Front
AH205260GV	Large wire	Mid/rear
AH205261GV	Round bar	Front
AH206456GV	Round bar	Mid/rear

*Requires latch kit (AH210894) when installing in a 50 series STS.

AGCO

PART NO.	DESCRIPTION	APPLICATION
71390005	Small wire	660, 660B, 670, 670B series Challenger; A65, A66, A75, A76 series Gleaner; 8560, 8570, 8780, 8780XP, 9520, 9690, 9695, 9790, 9795 series Massey Ferguson
104904W91	Large wire	



KX7 CONCAVES

At half the width of traditional concaves, the KX7 concave system provides even greater customization of threshing configurations with the MaxThresh™ and MaxRound™ box inserts. Designed for the front section of the rotor, the MaxThresh threshing concave optimizes air flow disruption with angled bars that meet the crop head-on. MaxRound provides easy and gentle threshing for delicate crops—while also serving as an optimal separation concave when MaxThresh has threshed the seeds. Heat-treated for extended wear, the KX7 concave system allows you to reap the benefits of faster threshing and increased combine capacity—ensuring maximum productivity in the fields.


JOHN DEERE

PART NO.	DESCRIPTION	APPLICATION
BA2-L01	Bolt-on lip	
BA2-R02	Maxround™ assembly	9650STS*, 9660STS, 9670STS, 9750STS*, 9760STS, 9770STS, 9860STS, 9870STS, S660, S670, S680, and S690 series
BA2-X02	Maxthresh™ assembly	
BB6-R02	6" Maxround™ box	
BB6-X02	6" Maxthresh™ box	

*Requires latch kit (AH210894) when installing in a 50 series STS.

AGCO

PART NO.	DESCRIPTION	APPLICATION
BA3-R02	Maxround™ assembly	520C, 660, 660B, 670, 670B series Challenger; A65, A66, A75, A76 series Gleaner; 8560, 8570, 8780, 8780XP, 9520, 9690, 9695, 9790, 9795 series Massey Ferguson
BA3-X02	Maxthresh™ assembly	
BB8-R02	Maxround™ replacement box	
BB8-X02	Maxthresh™ replacement box	



BETTER YOUR OPERATION WITH PROPER BELTING

Improve your operations with our draper belting, all-makes combine belting and pick-up belting. Our variety of belting options provide increased belt strength and tension-loss reduction for longer wear life. No need to worry about unnecessary downtime from belts in need of maintenance or repair—our belts offer the quality and reliability you need to always get the job done.

- Draper belting
- Pick-up belting
- Gates belting

DRAPER BELTING

Our all-makes draper belts are made of heavy duty, longer-lasting, rubberized polyester with fiberglass reinforced slats. Stronger belting fabric with high tensile strength provides 30 percent more resistance to ripping vs. standard belting. Draper belts are designed with full rubber covers to provide better traction and less slippage in heavy crop conditions.

AGCO

PART NO.	CUT	SIZE
DHC-DHW SERIES		
ZAH1410151	18' LH and RH	41" x 150.5"
ZAH1410206	22' LH and RH	41" x 206"
ZAH1410230	25' LH and RH	41" x 230"
ZAH1410290	30' LH and RH	41" x 290"
ZAH1410396	36' LH and RH	41" x 396"
5000-5200 SERIES		
ZAH1410151	18' LH and RH	41" x 150.5"
ZAH1410206	22' LH and RH	41" x 206"
ZAH1410230	25' LH and RH	41" x 230"
ZAH1410290	30' LH and RH	41" x 290"
ZAH1410396	36' LH and RH	41" x 396"
9250 DYNAFLEX SERIES WITH V-GUIDE		
ZAH1410243	25' LH and RH	41" x 243.5"
ZAH1410304	30' LH and RH	41" x 304"
ZAH1410364	35' LH and RH	41" x 364"
ZAH1410423	40' LH and RH	41" x 423.5"
ZAH1510063	Center Feeder	51.5" x 63"

JOHN DEERE

PART NO.	CUT	SIZE
900D SERIES WITH V-GUIDE		
ZAH1360244	25' LH and RH	36" x 244"
ZAH1360304	30' LH and RH	36" x 304"
ZAH1360086	30' Fixed	36" x 86"
ZAH1360218	30' Shiftable	36" x 218"
ZAH1360332	36' LH	36" x 332"
ZAH1360420	36' RH	36" x 420"
ZAH1360202	36' Fixed	36" x 202"
ZAH1360218	36' Shiftable	36" x 218"
ZAH1600063	Center Feeder	60" x 63.56"
600D SERIES WITH V-GUIDE		
ZAH1390237	25' LH and RH	39.5" x 237"
ZAH1390297	30' LH and RH	39.5" x 297"
ZAH1390357	35' LH and RH	39.5" x 357"
ZAH1390414	40' LH and RH	39.5" x 414"
ZAH1550057	Center Feeder	55.25" x 57.12"

HONEY BEE WS GRAIN BELT SWATHER SERIES

PART NO.	CUT	DELIVERY	SIZE
2-DECK (BSN K01 2005)			
ZAH1420236	25' LH and RH	Center	42" x 236"
ZAH1420299	30' LH and RH	Center	42" x 300"
ZAH1420374	36' LH and RH	Center	42" x 374"
ZAH1420035	Jr. Deck	Center	42" x 35"
2-DECK WITH HYDRAULIC DECK SHIFT AND V-GUIDE			
ZAH1417160	18' LH and RH	Center	41.75" x 160"
ZAH1417198	21' LH and RH	Center	41.75" x 198"
ZAH1417198	25' LH and RH	Center	41.75" x 198"
ZAH1417236	25' LH and RH	Double swath	41.75" x 236"
ZAH1417272	30' LH and RH	Center	41.75" x 272"
ZAH1417300	30' LH and RH	Double swath	41.75" x 300"
ZAH1417348	36' LH and RH	Center	41.75" x 350"
ZAH1417378	36' LH and RH	Double swath	41.75" x 378"
ZAH1417030	Deck Ext.	Center	41.75" x 30"

HONEY BEE GRAIN BELT PLUS SERIES

PART NO.	CUT	DELIVERY	SIZE
3-DECK WITH V-GUIDE			
ZAH1417268	30' LH and RH	Center	41.75" x 268"
ZAH1417300	30' LH and RH	Center	41.75" x 300"
ZAH1417344	36' LH and RH	Center	41.75" x 344"
ZAH1417374	36' LH and RH	Center	41.75" x 374"
ZAH1417423	40' LH and RH	Center	41.75" x 423"
ZAH1417416	42' LH and RH	Center	41.75" x 416"
ZAH1417448	42' LH and RH	Center	41.75" x 448"
ZAH1417452	45' LH and RH	Center	41.75" x 452"
ZAH1417066	Center Feeder	Center	41.75" x 65"
3-DECK WITH V-GUIDE AND CRARY KNIVES			
ZAH1417214	36' Center	Center	41.75" x 214"
ZAH1417160	36' Center	Center	41.75" x 160"
ZAH1417374	36' Main	Center	41.75" x 374"
ZAH1417221	40' Center	Center	41.75" x 221"
ZAH1417198	40' Center	Center	41.75" x 198"
ZAH1417423	40' Main	Center	41.75" x 423"
ZAH1417248	42' Center	Center	41.75" x 248"
ZAH1417198	42' Center	Center	41.75" x 198"
ZAH1417448	42' Main	Center	41.75" x 448"

HONEY BEE SP GRAIN BELT SERIES

PART NO.	CUT	DELIVERY	SIZE
2-DECK			
ZAH1420274	30' LH	Off Center	42" x 274"
ZAH1420323	30' RH	Off Center	42" x 323"
ZAH1420299	30' Center	Off Center	42" x 300"
ZAH1420351	36' LH	Off Center	42" x 351"
ZAH1420400	36' RH	Off Center	42" x 400"
ZAH1420351	39' LH	Off Center	42" x 351"
ZAH1420472	39' RH	Off Center	42" x 472"
ZAH1420374	42' LH	Off Center	42" x 374"
ZAH1420517	42' RH	Off Center	42" x 517"
ZAH1420392	42' LH*	Off Center	42" x 392"
ZAH1420492	42' RH*	Off Center	42" x 492"
N/A	Center Feeder**	Off Center	69" x 65"
2-DECK (BSN K01 2004)			
ZAH1420274	30' LH	Center	42" x 274"
ZAH1420323	30' RH	Center	42" x 323"
ZAH1420299	30' Center	Center	42" x 300"
ZAH1420351	36' LH	Center	42" x 351"
ZAH1420400	36' RH	Center	42" x 400"
2-DECK (SN K01 2001)			
ZAH1420299	30' LH and RH	Center	42" x 300"
ZAH1420374	36' LH and RH	Center	42" x 374"
ZAH1420423	40' LH and RH	Center	42" x 423"

PART NO.	CUT	DELIVERY	SIZE
3-DECK			
ZAH1420274	30' LH	Hydraulic/manual deck shift	42" x 274"
ZAH1420104	30' RH	Hydraulic/manual deck shift	42" x 104"
ZAH1420221	30' Center	Hydraulic/manual deck shift	42" x 221"
ZAH1420351	36' LH	Hydraulic/manual deck shift	42" x 351"
ZAH1420149	36' RH	Hydraulic/manual deck shift	42" x 150"
ZAH1420247	36' Center	Hydraulic/manual deck shift	42" x 248"
ZAH1420351	39' LH	Hydraulic/manual deck shift	42" x 351"
ZAH1420221	39' RH	Hydraulic/manual deck shift	42" x 221"
ZAH1420251	39' Center	Hydraulic/manual deck shift	42" x 251"
ZAH1420221	42' Offset	Hydraulic/manual deck shift	42" x 221"
ZAH1420198	42' Center	Hydraulic/manual deck shift	42" x 198"
ZAH1420448	42' Center	Hydraulic/manual deck shift	42" x 448"
ZAH1420247	42' Center	Hydraulic/manual deck shift	42" x 248"
ZAH1420256	42' Center Offset*	Hydraulic/manual deck shift	42" x 256"
ZAH1420392	42' Offset***	Hydraulic/manual deck shift	42" x 392"
3-DECK WITH CRARY KNIVES			
ZAH1420214	36' Center	Center	42" x 214"
ZAH1420160	36' Center	Center	42" x 160"
ZAH1420374	36' Main	Center	42" x 374"
ZAH1420221	40' Center	Center	42" x 221"
ZAH1420198	40' Center	Center	42" x 198"
ZAH1420423	40' Main	Center	42" x 423"
ZAH1420248	42' Center	Center	42" x 248"
ZAH1420198	42' Center	Center	42" x 198"
ZAH1420448	42' Main	Center	42" x 448"

*ASN K01 2004 **BSN 2005 ***Manual only

HONEY BEE RICE BELT SERIES

PART NO.	CUT	DELIVERY	SIZE
2-DECK (BSN K01 2005)			
ZAH1420160	18' LH and RH	Center	42" x 160"
ZAH1420198	21' LH and RH	Center	42" x 198"
ZAH1420236	25' LH and RH	Center	42" x 236"
N/A	Center Feeder	Center	69" x 65"
2-DECK (K01 2005 AND LATER) WITH V-GUIDE			
ZAH1417198	21' LH and RH	Center	41.75" x 198"
ZAH1417236	25' LH and RH	Center	41.75" x 236"
N/A	Center Feeder	Center	68.75" x 63"

MACDON

PART NO.	CUT	DELIVERY	SIZE
960 SERIES WITH V-GUIDE (1992-1994)			
ZAH1414174	21' LH	Double	41.5" x 174"
ZAH1414222	21' RH	Double	41.5" x 222"
ZAH1414174	21' LH and RH	Triple	41.5" x 174"
ZAH1414222	25' LH	Double	41.5" x 222"
ZAH1414269	25' RH	Double	41.5" x 269"
ZAH1414222	25' LH and RH	Triple	41.5" x 222"
ZAH1414282	30' LH	Double	41.5" x 282"
ZAH1414329	30' RH	Double	41.5" x 329"
ZAH1414282	30' LH and RH	Triple	41.5" x 282"
ZAH1414354	36' LH	Double	41.5" x 354"
ZAH1414402	36' RH	Double	41.5" x 402"
960 SERIES WITH V-GUIDE (1995-2000)			
ZAH1414190	21' LH	Double	41.5" x 190"
ZAH1414238	21' RH	Double	41.5" x 238"
ZAH1414190	21' LH and RH	Triple	41.5" x 190"
ZAH1414238	25' LH	Double	41.5" x 238"
ZAH1414286	25' RH	Double	41.5" x 287"
ZAH1414238	25' LH and RH	Triple	41.5" x 238"
ZAH1414298	30' LH	Double	41.5" x 298"
ZAH1414345	30' RH	Double	41.5" x 345"
ZAH1414298	30' LH and RH	Triple	41.5" x 298"
ZAH1414370	36' LH	Double	41.5" x 370"
ZAH1414417	36' RH	Double	41.5" x 417"
ZAH1414046	Mini Extension	Triple	41.5" x 46"
ZAH1414048	Mini Extension	Triple	41.5" x 48"
ZAH1414086	Center Feeder	N/A	41.5" x 85.75"
ZAH1414097	Center Feeder	N/A	41.5" x 97"

PART NO.	CUT	DELIVERY	SIZE
962 SERIES WITH V-GUIDE			
ZAH1414298	30' LH	Double	41.5" x 298"
ZAH1414345	30' RH	Double	41.5" x 345"
ZAH1414370	36' LH	Double	41.5" x 370"
ZAH1414417	36' RH	Double	41.5" x 417"
ZAH1414015	Mini Extension	Double	41.5" x 15"
972 SERIES WITH V-GUIDE			
ZAH1414201	21' LH and RH	Double	41.5" x 201"
ZAH1414249	25' LH and RH	Double	41.5" x 249"
ZAH1414217	25' LH and RH	Double	41.5" x 217"
ZAH1414309	30' LH and RH	Double	41.5" x 309"
ZAH1414277	30' LH and RH	Double	41.5" x 277"
ZAH1414335	35' LH and RH	Double	41.5" x 335"
ZAH1414357	36' LH Center	Double	41.5" x 357"
ZAH1414405	36' RH Center	Double	41.5" x 405"
ZAH1414250	36' RH Inboard Split	Double	41.5" x 250"
ZAH1414155	36' RH Outboard Split	Double	41.5" x 155"
ZAH1414250	39' RH Inboard Split	Double	41.5" x 250"
ZAH1414183	39' RH Outboard Split	Double	41.5" x 183"
ZAH1414020	Mini Extension	Double	41.5" x 20"
ZAH1414434	39' RH Center	Double	41.5" x 434"
ZAH1414390	39' LH Center	Double	41.5" x 390"
FEEDER BELT ADAPTERS WITH V-GUIDE			
ZAH1380098	38" Adapter	N/A	38" x 97"
ZAH1456097	45" Adapter	N/A	45" x 97"
ZAH1560097	56" Adapter	N/A	56" x 97"



PICK-UP BELTS

Our pick-up belts are equipped with a two-ply polyester construction for strength, tracking and stability. Featuring a Clipper® double-staggered-grip pattern, the wire hooks give exceptional holding power without degrading the integrity of the belt carcass. Pick-up belts are ozone-, oxidation- and oil-resistant.

AGCO

PART NO.	MFG PART NO.	CUT	# OF HOLES	DESCRIPTION
SWATHMASTER™ AND RAKE-UP™ PICK-UP ATTACHMENTS				
ZAH8180057	N/A	18.75" x 56.25"	42	¼" cleats and holes
ZAH8181057	71392452	18.75" x 57.75"	42	Bolt-On tines, ¼" cleats and holes
ZAH8180157	N/A	18.75" x 56.25"	42	¼" cleats and teeth
ZAH8181157	71392596	18.75" x 57.75"	42	Bolt-On tines, ¼" cleats and teeth
ZAH8180571	N/A	18.75" x 56.25"	0	¼" cleats without holes
ZAH8180158	71392451	18.75" x 57.75"	0	Bolt-On tines, ¼" cleats without holes

GLEANER

PART NO.	MFG PART NO.	CUT	# OF HOLES	DESCRIPTION
A2-E3-F SERIES HEADERS				
ZAH8440056	522774	44.25" x 56.5"	95	Belt with holes
ZAH8440156	N/A	44.25" x 56.5"	95	Belt with teeth
F2-K2-L2-M2 SERIES HEADERS				
ZAH8230079	N/A	23" x 79"	60	Belt with punched holes
ZAH8230179	71311158	23" x 79"	60	Belt with teeth

JOHN DEERE

PART NO.	MFG PART NO.	CUT	# OF HOLES	DESCRIPTION
60-80 SERIES				
ZAH8200051	AH-62101	20" x 51"	36	Belt with holes
ZAH8200151	N/A	20" x 51"	36	Belt with teeth
66-88 SERIES				
ZAH8220051	AH-64826	22" x 51"	42	Belt with holes
ZAH8220151	N/A	22" x 51"	42	Belt with teeth
110-132-212-214 SERIES				
ZAH8220065	AH-922200	22" x 65.75"	56	Belt with holes
ZAH8220165	N/A	22" x 65.75"	56	Belt with teeth
615P SERIES				
ZAH8445775	N/A	44.7" x 57.75"	84	Front belt with Bolt-On tines, ¼" cleats and holes
ZAH8445776	N/A	44.7" x 57.75"	84	Front belt with Bolt-On tines, ¼" cleats and teeth
ZAH8446975	N/A	44.7" x 69.75"	0	Bolt-On tines, ¼" cleats without holes

MASSEY FERGUSON

PART NO.	MFG PART NO.	CUT	# OF HOLES	DESCRIPTION
67 SERIES				
ZAH8220065	1051-100-ML	22" x 65.75"	56	Belt with holes
ZAH8220165	N/A	22" x 65.75"	56	Belt with teeth

MELROE

PART NO.	MFG PART NO.	CUT	# OF HOLES	DESCRIPTION
350-351-378-388 SERIES				
ZAH8170045	N/A	17.75" x 45"	36	Front belt with holes
ZAH8170450	N/A	17.75" x 45"	36	Front belt with teeth
ZAH8170027	N/A	17.75" x 27.37"	0	Rear belt without holes



GATES BELTING

Our wide selection of well-crafted Gates belts is designed to replace original serpentine drives and heavy-duty V-ribbed applications. Constructed to eliminate belt noise and reduce tension loss, our V-belt design will help your system run smoothly. The extra heavy-duty construction also resists cracking and wear. Browse a selection of our belts below—and visit us to view our full line.



GLEANER

PART NO.	MFG PART NO.	DESCRIPTION
A65 (2008)		
71386352	B173G	Belt - Beater Drive
A66 (2009)		
71148120	9510HDG	Belt - Air Conditioning
71396754	A68G	Belt - Rotary Screen
A75 (2007-2008)		
71148120	9510HDG	Belt - Air Conditioning
A76 (2009)		
71148120	9510HDG	Belt - Air Conditioning
71396754	A68G	Belt - Rotary Screen
A86 (2009)		
RE70536	38522G	Tensioner Assembly - Fan
R66 (2009)		
71148120	9510HDG	Belt - Air Conditioning
71396754	A68G	Belt - Rotary Screen
71368809	C180G	Belt - Clean Grain Elevator

MASSEY FERGUSON


PART NO.	MFG PART NO.	DESCRIPTION
9691 Series (2005-2008)		
71386352	B173G	Belt - Beater Drive
71388712	C210G	Belt - Chopper (Rear)*
9791 Series (2005-2008)		
71148120	9510HDG	Belt - Air Conditioning
71396754	A68G	Belt - Rotary Screen
227455M1	C126G	Belt - Spreader Jack Shaft
71388712	C210G	Belt - Chopper (Rear)*
9896 Series (2007-2009)		
71396754	A68G	Belt - Rotary Screen

*Model year 2005 only

JOHN DEERE

PART NO.	MFG PART NO.	DESCRIPTION
9560 SH SERIES (2005)		
RE70536	38522G	Tensioner Assembly - Fan
H168301	C130G	Accessory Drive Belt - Discharge Beater
AC72	C72G	Accessory Drive Belt - Tailings Auger and Elevator
R135606	K080774HDG	Serpentine Belt - Alternator (95 AMP)
R135607	K080785HDG	Serpentine Belt - Alternator (200 AMP)
9560 STS SERIES (2005-2007)		
RE70536	38654G	Tensioner Assembly - Fan
H168301	C130G	Belt - Discharge Beater
AC72	C72G	Belt - Tailings Auger and Elevator
R135606	K080774HDG	Serpentine Belt - Alternator (95 AMP)
R135607	K080785HDG	Serpentine Belt - Alternator (200 AMP)
9660 CTS SERIES (2005)		
H165708	2/B80G	Belt - Stripper Beater Drive
H171386	B108G	Belt - Air Flow Fan Drive
H139963	B54G	Belt - Overshot Beater Drive
H164870	B54G	Belt - Straw Spreader (Upper)
P49604	B92G	Belt - Straw Spreader (Lower)
N110085	C128G	Belt - Tailings (Lower Auger and Elevator)
AH158880	C90G	Belt - Unloader Drive
H146636	XPA1000G	Belt - Rotary Screen Drive (Engine Side)
R164820	K080468HDG	Serpentine Belt - Alternator (185 AMP)
H163515	K080872HDG	Serpentine Belt - Alternator (95 AMP)
H177186	K080910HDG	Serpentine Belt - Fan
9660/9760 STS SERIES (2005-2007)		
H168301	C130G	Belt - Discharge Beater
AC144	C144G	Belt - Front Jack Shaft (RH)
AC72	C72G	Belt - Tailings (Auger and Elevator)
R135606	K080774HDG	Serpentine Belt - Alternator (95 AMP)
R135609	K080790HDG	Serpentine Belt - Alternator (185 AMP)
AT262958	K080934HDG	Serpentine Belt - Alternator (200 AMP)

PART NO.	MFG PART NO.	DESCRIPTION
9860 STS SERIES (2005-2007)		
RE506352	38591G	Tensioner Assembly - Fan
H168301	C130G	Belt - Discharge Beater
AC144	C144G	Belt - Front Jack Shaft (RH)
AC72	C72G	Belt - Tailings (Auger and Elevator)
R503505	K080855HDG	Serpentine Belt
R135609	K080790HDG	Serpentine Belt - Alternator (185 AMP)
AT262958	K080934HDG	Serpentine Belt - Alternator (200 AMP)
9570 STS SERIES (2008-2009)		
RE518097	38507G	Tensioner Assembly - Alternator
RE518097	38507G	Tensioner Assembly - Serpentine
AC144	C144G	Belt - Front Jack Shaft (RH)
AC72	C72G	Belt - Tailings (Auger and Elevator)
R521053	K080889HDG	Serpentine Belt - Alternator (200 AMP)
9670/9770 STS SERIES (2008-2009)		
RE518097	38507G	Tensioner Assembly - Alternator
H168301	C130G	Belt - Discharge Beater
AC144	C144G	Belt - Front Jack Shaft (RH)
AC72	C72G	Belt - Tailings (Auger and Elevator)
AT262958	K080934HDG	Serpentine Belt - Alternator (200 AMP)
9870 STS SERIES (2008-2009)		
RE249801	38530G	Tensioner Assembly - Fan
RE506352	38591G	Tensioner Assembly - Alternator
H168301	C130G	Belt - Discharge Beater
AC144	C144G	Belt - Rear Jack Shaft (RH)
AC72	C72G	Belt - Tailings (Auger and Elevator)
R503312	K120720HDG	Belt - Crankshaft Fan
R503505	K080855HDG	Serpentine Belt - Alternator (200 AMP)
T670 SERIES (2009)		
H174455	K080903HDG	Serpentine Belt




CHAINS

STRENGTHEN YOUR MACHINE WITH TOUGHER CHAINS

Our selection of heavy-duty roller chains was built with all makes and models in mind. These chains are developed to withstand high loads, for an extended life and less downtime. To ensure next-level functionality, each chain is fabricated using heat treatments, shot peening, pre-lubrication and factory preloading.

Visit your dealer to see our full selection of available chain sizes and our extensive line of roller, offset and connecting links.



DIAMOND® CHAINS

To better suit your needs, these high-quality Diamond® precision roller chains come in a variety of sizes and are constructed to meet all chain standards.

DIAMOND

PART NO.	DESCRIPTION
50 CHAIN SIZE	
1791DX	10 ft. (order by foot)
B91540X	50 ft. (order by foot)
241-1115	Roller link
87034815	Connector link
241-1715	Offset link
60 CHAIN SIZE	
73341310	10 ft. (order by foot)
B91541X	50 ft. (order by foot)
241-1116	Roller link
241-1316	Connector link
73341313	Offset link
60H CHAIN SIZE	
73341311	10 ft. (order by foot)
B91542X	50 ft. (order by foot)
241-4116	Roller link
785210	Connector link
241-4716	Offset link
80 CHAIN SIZE	
73341315	10 ft. (order by foot)
1132180R1X	50 ft. (order by foot)
140774	Roller link
241-1418	Connector link
241-1718	Offset link

DRIVES® CHAINS

Our U.S.-manufactured precision roller chains feature wide-waisted link plates to maximize strength and improve stress distribution, leading to enhanced chain performance, while the utilization of solid rollers improves rotation to reduce impact load.

DRIVES

PART NO.	DESCRIPTION
50 CHAIN SIZE	
1791DDX	10 ft. (order by foot)
B91540DX	50 ft. (order by foot)
B504965	Roller link
B504966	Spring clip connector link
B504967	S-pin connector link
B504968	Offset link
60 CHAIN SIZE	
611362RDX	10 ft. (order by foot)
B91541DX	50 ft. (order by foot)
B504972	Roller link
B504973	Spring clip connector link
B504974	S-pin connector link
B504975	Offset link
60H CHAIN SIZE	
1793DDX	10 ft. (order by foot)
B91542DX	50 ft. (order by foot)
B504979	Roller link
B504980	Spring clip connector link
B504981	S-pin connector link
B504982	Offset link
80 CHAIN SIZE	
654437RDX	10 ft. (order by foot)
1132180RDX	50 ft. (order by foot)
B504985	Roller link
B504986	S-pin connector link
B504987	Offset link
80H CHAIN SIZE	
1794DDX	10 ft. (order by foot)
1132181RDX	50 ft. (order by foot)
B504990	Roller link
B504991	Spring clip connector link
B504992	S-pin connector link
B504993	Offset link



THE PARTS YOU NEED TO KEEP THINGS MOVING

We have bearings for all makes and models of machines—and all budgets. Our engineers test all bearings to ensure top quality and long-lasting performance. Plus, our value line offers a cost-efficient option that performs to the highest of standards. So no matter what color, your combine will be ready to run. Visit us today to view our extensive line of bearings and seals.



VALUE PART NO.	OE PART NO.	DESCRIPTION	JOHN DEERE	GLEANER	MASSEY FERGUSON
84330070GV	84330070*	1" insert bearing	Lower clean grain augers: 6600 and 7700 series Lower return augers: 4400, 4420, 6600, 6620 (BSN 610301) and 7700 series Horizontal unloading augers and tubes: 6600, 6620, 7700, 7720, 8820, 9400, 9410, 9500, 9510, 9550, 9600, 9610, 9650, 9650CTS, 9650STS (BSN 690501) and 9750STS (BSN 690601) series	Lower clean grain augers: L2 and L (SN 15500-28000, high-capacity ASN 15500 and regular-capacity BSN 15000); M (high-capacity), M2, M2 (high-capacity SN 15401-18400) and M3 (SN 15401-18400) series Lower return augers: L (SN 2601-15000 and SN 15500-28000) and M (BSN 18400) series	Lower clean grain augers: 750, 760, 850 and 860 series Lower return augers: 750, 760, 850 and 860 series Bottom bin cross augers: 750 and 850 series
47577195GV	47577195	1 1/8" insert bearing	213, 215, 216, 220, 230, 900, 1214, 1380, 3300, 4400, 6600, 6601, 6602, 7700, 8820, 9650STS, 9750STS, 9400, 9410, 9500, 9500SH, 9501, 9510, 9510SH, 9450, 9550, 9650CTS, 9600, 9610, 9550SH, 9560SH, 9650 series	N/A	510, 750 and 850 series
84484181GV	84484181	1 1/4" insert bearing	6600 and 7700 series	N/A	N/A
47066GV	47066*	1 3/8" insert bearing	Bare header/platform augers: 200 and 900 SERIES, 915 (BSN 636947), 922 and 925 headers	N/A	N/A
47508360GV	47508360	1 1/2" insert bearing	Bottom bin cross augers (two required): 6620 (BSN 600000), 7720 and 8820 (BSN 600000) series	N/A	N/A

*Made in the U.S.

OVERHAUL YOUR ENGINE WITH EASE

Our engine overhaul kits offer all-in-one convenience, providing everything you will need for an engine overhaul. These all-makes kits were designed to accommodate the upkeep of your engine, whether for a major overhaul or minor engine procedures. In addition to being the most complete kits to help you finish the job, our engine overhaul kits are made with the highest quality components for longer engine life. Visit us for more information on overhaul kits and other remanufactured engine components.

JOHN DEERE

PART NO.	RP769GV	RP221GV	RP823GV	RP823GV
APPLICATION	9600 Series (BSN 499, 999)	7720 Series (BSN 253, 373)	9760STS (BSN 199, 999; Tier 1)	6600 (BSN 277, 549)
ENGINE	6076TAH	6-466T	6081AH Powertech	6-329DT (O-rings in block)
KIT DESCRIPTION	H/R, Early Gasket, Std	466T, A Early, Std	8.1A, H PT, High compression, Std	329 Late, Std

KIT COMPONENTS

Cylinder kit	6	6	6	6
Front seal	1	1	1	1
Camshaft cup plug	1	1	1	—
Cam bushings	4	4	4	—
Rod bearings (Std)	6	6	6	6
Main bearing pair (Std)	6	6	6	6
Thrust washer set	1	1	1	—
Thrust bearing pair (Std)	1	1	1	1
Rod capscrew	12	12	12	12
Honorable rod bushings	6	6	6	6
Real seal w/sleeve	1	1	1	1



STARTERS AND ALTERNATORS TO KEEP YOU IN THE FIELD

Our quality rotating electrical components will get you back to work quickly at an affordable price.

JOHN DEERE

PART NO.	DESCRIPTION	APPLICATION
STARTERS		
SB00115GV	Bosch	925, 932, 935, 942, 945, 952, 955, 965, 968, 975, 985, 1032, 1042, 1052, 1055, 1065, 1068, 1072, 1075
SND0044GV	Nippon Denso	932, 942, 965, 968, 975, 985, 1032, 1042, 1052, 1055, 1065, 1068, 1072, 1075, 1133, 1144, 1155, 1157, 1158, 1166, 1169, 1174, 1177, 2054, 2254, 3300, 4400, 4420, 4425, 4435, 6600
SND0238GV	Nippon Denso	1085, 6600, 6602, 6620, 6622, 7700, 7720, 7722, 8820
SND0386GV	Nippon Denso	2056, 2058, 2064, 2066, 9500, 9600, 9650, CTS Combine, CTS Combine
SND0398GV	Nippon Denso	1550, 2256, 2258, 2264, 2266, 9410, 9450, 9510, 9540, 9550, 9550SH, 9560, 9560SH, 9580, 9610, 9640, 9650 CTS, 9650 STS, 9660, 9660 CTS, 9660 STS, 9680, 9750 STS, 9760 CTS, 9780 CTS, CTS II Combine, CTS II Euro Combine
ALTERNATORS		
AB00107GV	Bosch	9400, 9410, 9450, 9500, 9510, 9550, 9550SH, 9600, 9610, 9650, 9650 CTS, 9650 STS, 9750 STS, 9780 CTS, 9860 STS, CTS Combine, CTS II Combine, CTS II Euro Combine, 7450, 9930, 9960, 9965
AB00122GV	Bosch	1170, 2054, 2056, 2058, 2064, 2066, 2254, 2256, 2258, 2264, 2266, 7455, 9935, 9976
AB00208GV	Bosch	925, 932, 935, 942, 945, 952, 955, 965, 968, 975, 985
AB00235GV	Bosch	952, 965, 968, 975, 985, 1032, 1042, 1052, 1133, 1144
AM00014GV	Motorola	4400, 4420, 6600, 6602, 6620, 6622, 7700, 7720, 7722, 8820, 9400, 9500, 9600, 9650, 7440, 7445, 9920, 9930, 9940, 9950

AGCO


PART NO.	DESCRIPTION	APPLICATION
STARTERS		
SDR0005GV	Delco-Remy	Gleaner N7 series; Massey Ferguson 760, 860, 865 series
SDR0028GV	Delco-Remy	Gleaner R60, R70 series; Massey Ferguson 860, 865, 8560, 8590, 9720 series
SNK0011GV	Delco-Remy	Gleaner R40, R42, R50, R52 series
SND0458GV	Nippon Denso	Gleaner L3, M3, N5, N6, R5, R6 series
ALTERNATORS		
ADR0046GV	Delco-Remy	Gleaner C62, R42, R52, R62, R65, R72, R75 series; Massey Ferguson 8680, 8780 series
ADR0195GV	Delco-Remy	Gleaner F3, L3, L3, M3, R5, R6, R7, R40, R42, R50, R52, R60, R62, R70, R72 series
AM00020GV	Motorola	Massey Ferguson 550, 850, 855, 860, 865, 8560, 8570, 8590, 9720 series



AIR CONDITIONING

Stay cool in the heat of harvest with our new line of lower-priced A/C compressors, expansion valves, receiver driers, compressor clutches, manifolds, refrigerant and more for heritage and all-makes applications.

PART NO.	COMPONENT	APPLICATION
JOHN DEERE		
RE46657GV	Compressor	9400, 9500, 9600 series
AH114865GV	Receiver dryer	9400, 9500, 9600, 9X10, CTS and STS series
1406-7032AMV	Expansion valve	9400, 9500, 9600 and CTS series
AGCO		
1206-7047AMV	Compressor	Massey Ferguson 750, 760, 850, 860 series
9827053GV	Receiver dryer	Gleaner R series
118321C1GV	Expansion valve	Gleaner L, M, N, R series



REFRIGERANT (12 OZ.)
PART NO. B134A12



CYLINDER (30 LB.)
PART NO. B134A30



PRECISION FARMING

HARVEST YOUR CROPS—AND DATA

In today's farming environment, every inch and minute matter. Get the most out of your harvesting operations—and your time—with Trimble's proven precision agriculture technology. Trimble guidance displays, steering systems and yield monitoring products work across many equipment platforms and crop windows—providing industry-leading analysis and accuracy.

YIELD MONITORING SOLUTIONS

View, map and measure crop yield and moisture data in real-time for an instant understanding of crop performance with Trimble yield monitoring solutions. Delivering precision harvesting at its best, yield monitoring sensor kits allow you to gather robust data to precisely evaluate your yield and maximize productivity.

- **Variety tracking:** Map and compare the performance of different seed varieties throughout your field.
- **Load tracking:** Record the amount of grain harvested and loaded onto your trucks.
- **Moisture tracking:** Determine if grain needs to be stored or dried based on the in-field moisture content.
- **Auto-cut width:** Adjust the cut width automatically when traveling over odd-shaped fields, point rows or other previously harvested areas to avoid inaccurate area and yield calculations.
- **Flexible installation options:** Install yield monitoring on a wide range of combines, based on your setup and needs.

COMPLETE SENSOR KITS

PART NO.	APPLICATION
ZTN98100-10	John Deere: 50, 60 and 70 Series
ZTN98100-111	John Deere: 00 and 10 Series
ZTN98100-30	Lexion: 500, 600 and 700 Series
ZTN98100-50	Massey Ferguson: 8000, 9000, 9005 Series
ZTN98100-50	Gleaner: A & R Series
ZTN98100-50	Challenger: 600 Series
ZTN98100-71	Challenger: 600B Series

PARTIAL SENSOR KITS

PART NO.	APPLICATION
ZTN98105-30	Lexion: 500, 600 and 700 Series
ZTN98105-50	Gleaner: A & R Series
ZTN98105-50	Challenger: 600 Series w/ moisture sensor
ZTN98105-71	Challenger: 600B Series w/o moisture sensor

EZ-PILOT™ ASSISTED-STEERING SYSTEM

Using GPS guidance displays, the EZ-Pilot assisted-steering system turns the steering wheel for you with an electric motor drive—keeping you on line and improving your efficiency. The versatile steering system is ideal for both low-accuracy broad acre farming applications as well as high-accuracy row crop applications.

- Utilizes T3™ terrain compensation technology for high accuracy on rolling terrain, slopes and other demanding farming applications
- Allows for unrestricted manual steering when assisted steering is not engaged
- Steering system can be installed onto existing steering wheels and used with telescoping steering wheels
- Motor integrated into the steering column provides clear access to all instrument panels without a decrease in cab legroom

EZ-PILOT COMPONENTS

PART NO.	APPLICATION
EZ- PILOT GUIDANCE CONTROLLER	
ZTN82000-80	EZ-Pilot System
ZTN82000-82	Massey Ferguson 9000 Series Windrowers
EZ-PILOT PLATFORM KITS	
ZTN7810019RS	Gleaner RX5/AX5 Series, Challenger 6X0 Series, Massey Ferguson 9X90 Series
ZTN7810042RS	Gleaner RX6/AX6 Series, Challenger 6X0B Series, Massey Ferguson 9X95 Series
ZTN7810055RS	Challenger 500 Series, Gleaner S-Series, Massey Ferguson 9500 Series (MY 2012-2013)
ZTN78100-05-RS	John Deere CTS, WTS, STS, 9XX0 Series

AUTOPILOT™ AUTOMATED-STEERING SYSTEM

The Autopilot automated-steering system provides integrated, high-accuracy steering for maximum precision and increased productivity. When your vehicle goes offline, the hands-free Autopilot system signals it to adjust its position and follow the correct path—no matter the field pattern or terrain type.

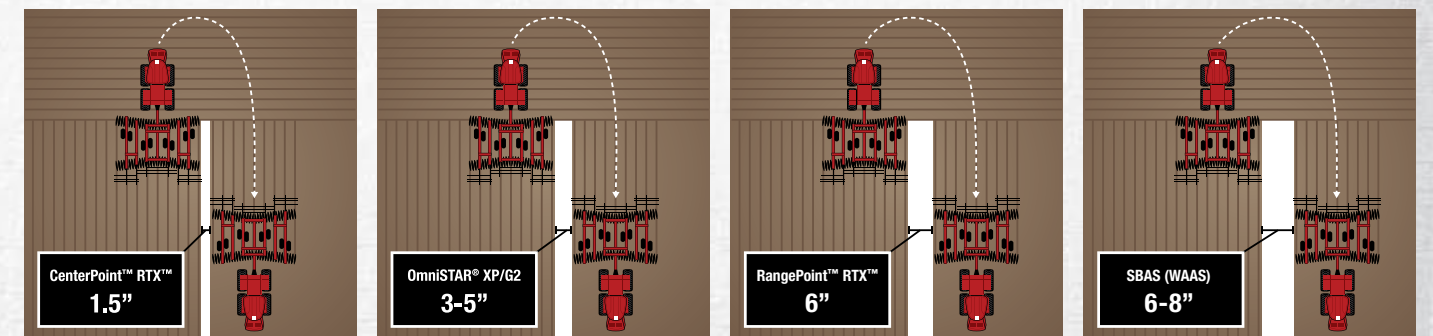
- Complete field applications quickly and accurately
- Provides automatic steering for your vehicle with 1-inch repeatability
- Integrates directly into your vehicle's hydraulics for reduced clutter in cab
- Utilizes terrain compensation technology for high accuracy on difficult terrain

PART NO.	COMPONENTS
CHALLENGER 500B SERIES (ISO CAN)	
ZTN54038-62	Platform Kit
ZTN62388-02	Bracket, V Base Plate
ZTN90268	Bracket, GPS Elevated Roof
CHALLENGER 6X0B SERIES	
ZTN54038-60	Platform Kit
ZTN76343	Hydraulic Hose Kit
FENDT 9470X SERIES (AGR)	
ZTN54038-62	Platform Kit
ZTN62388-02	Bracket, V Base Plate
ZTN90268	Bracket, GPS Elevated Roof
GLENER A66 - A86 SERIES	
ZTN54038-60	Platform Kit
ZTN90268	Bracket, GPS Elevated Roof
ZTN62034	Ag15 Antenna Mounting Plate
ZTN76343	Hydraulic Hose Kit
GLENER R & S SERIES	
ZTN54038-61	Platform Kit
ZTN85724	Hydraulic Hose Kit
MASSEY FERGUSON 95XX SERIES (AGR)	
ZTN54038-62	Platform Kit
ZTN62388-02	Bracket, V Base Plate
ZTN90268	Bracket, GPS Elevated Roof
MASSEY FERGUSON 9695 - 9895 SERIES	
ZTN54038-60	Platform Kit
ZTN90268	Bracket, GPS Elevated Roof
ZTN62034	Ag15 Antenna Mounting Plate
ZTN76343	Hydraulic Hose Kit

PART NO.	COMPONENTS
60 - 70 SERIES (ATR)	
ZTN54038-12	Platform Kit
ZTN53676	Bracket, GPS Spar 36.5" - 46.5"
ZTN55483	Bracket Kit, GPS Grain Bin
ZTN84804	StarFire Quick Release Antenna Bracket
CHALLENGER 6X0B SERIES	
ZTN54038-12	Platform Kit
ZTN54038-14	Platform Kit w/ FEMA valve
ZTN62034	Ag15 Antenna Mounting Plate
ZTN66774	Bracket, GPS Spar 54" - 64"
ZTN84804	StarFire Quick Release Antenna Bracket
FENDT 9470X SERIES (AGR)	
ZTN54038-11	Platform Kit
73321321	Hydraulic Hose Kit
ZTN53676	Bracket, GPS Spar 36.5" - 46.5"
GLENER A66 - A86 SERIES	
ZTN54038-82	Platform Kit
ZTN62388-02	Bracket, V Base Plate
ZTN62034	Ag15 Antenna Mounting Plate
GLENER R & S SERIES	
ZTN54038-35	Platform Kit
ZTN62034	Ag15 Antenna Mounting Plate
ZTN62388-02	Bracket, V Base Plate
MASSEY FERGUSON 95XX SERIES (AGR)	
ZTN54038-30	Platform Kit
ZTN58593	Hydraulic Hose Kit
ZTN62034	Ag15 Antenna Mounting Plate
ZTN62388-02	Bracket, V Base Plate

COMPARISON GUIDE: EZ-GUIDE 250, FM-750, FM-1000

	EZ-GUIDE 250	FM-750	FM-1000
FEATURES			
Size of color screen	4.3"	8.0"	12.1"
Touchscreen	—	•	•
Video camera inputs	—	2	4
Built-on GPS receiver	1	1	2
GLONASS compatibility	—	•	•
CORRECTION SERVICES			
CenterPoint™ RTK <1" (2.5 cm) accuracy	—	•	•
CenterPoint™ VRST™ <1" (2.5 cm) accuracy	—	•	•
CenterPoint™ RTX™ 1.5" (3.8 cm) accuracy	—	•	•
OmniSTAR® HP/XP 2-4" (5-10 cm) accuracy	—	•	•
OmniSTAR® G2 3-4" (8-10 cm) accuracy	—	•	•
RangePoint™ RTX™ 6" (15 cm) pass-to-pass 20" (50 cm) repeatable	—	•	•
SBAS (WAAS) 6-8" (15-20 cm) accuracy	•	•	•
PRODUCT COMPATIBILITY			
EZ-Steer®	•	•	•
EZ-Pilot™	—	•	•
AutoPilot™	—	•	•
Implement control	—	—	•
Row guidance	—	—	•



FILTER OUT DAMAGING DEBRIS

With an advanced design and high-quality performance for all makes and models, Fleetguard filters give your equipment the ultimate protection. Our wide range of air, fuel, hydraulic and lube filtration products will provide you with equipment that best meets your needs. Fleetguard filters also meet OEM specifications to ensure engines and other systems get maximum life.

JOHN DEERE

PART NO.	DESCRIPTION
7720 SERIES (6-466T ENGINE)	
AF963	Air Filter Inner
AF947	Air Filter Outer
FF5045	Fuel Filter
HF6005	Hydraulic Filter
HF6153	Hydraulic Filter
HF6179	Hydraulic Filter
LF3567	Lube Filter
LF680	Lube Filter
AP8404	Precleaner
S690 SERIES (13.5L ENGINE)	
AF26438	Air Filter Inner
AF27852	Air Filter Outer
AF26473	Cab Air Filter
FF5768	Fuel Filter
HF6557	Hydraulic Filter
LF9032	Lube Filter

MASSEY FERGUSON

PART NO.	DESCRIPTION
720 SERIES (6-446T ENGINE)	
AF25558	Air Filter Inner
AF25557	Air Filter Outer
FF167	Fuel Cartridge
HF6557	Hydraulic Filter
HF28853	Hydraulic Filter
LF701	Lube Filter
8560 SERIES (CUMMINS 6B5.9 ENGINE)	
AF820M	Air Filter Inner
AF424M	Air Filter Outer
AF1681	Cab Filter
FF42000	Fuel Filter Primary
FS1280	Fuel Filter Secondary
HF35020	Hydraulic Filter
LF3349	Lube Filter
9790 SERIES (CUMMINS ENGINE)	
AF929	Air Filter Inner
FF5580	Fuel Filter Primary
FS19732	Fuel Filter Secondary
FS1022	Fuel Water Separator
HF6711 (2)	Hydraulic Filter
LF9009A	Lube Filter

GLEANER

PART NO.	DESCRIPTION
N5 SERIES (670I ENGINE)	
AF937	Air Filter Inner
AF939	Air Filter Outer
LF733	Bypass Lube Filter (ASN 4500)
FF5019	Fuel Filter Primary (ASN 4500)
FF183	Fuel Filter Primary (BSN 4500)
FF194	Fuel Filter Secondary (ASN 4500)
FS1205	Fuel Filter Secondary (BSN 4500)
HF6730	Hydraulic Filter (ASN 4500)
HF28922 (2)	Hydraulic Filter Head Return (ASN 4500)
LF3398 (2)	Lube Filter
R72 SERIES (DEUTZ ENGINE)	
AF937	Air Filter Inner 12"
AF939	Air Filter Outer 12"
LF777	Bypass Lube Filter
FF194	Fuel Filter
FF231 (2)	Fuel Filter
HF6555	Hydraulic Filter (ASN 66000)
LF4054 (2)	Lube Filter
A76 (84CTA ENGINE)	
AF929	Air Filter Inner
CS41002	Centrifuge Lube Filter
FS19973	Fuel Filter
FS19974	Fuel Filter
AF25067	Hydraulic Breather
HF6711	Hydraulic Filter
LF16247	Lube Filter



EXIDE® ROADFORCE® AGM BATTERIES

When it comes to meeting the power demands of today's heavy-duty equipment, you need a battery that can stand up to the challenge. Exide RoadForce AGM (Absorbed Glass Mat) batteries are built to handle the toughest conditions— giving you the power to maximize productivity.

- Lasting energy—enjoy two times longer life and increased endurance as compared to conventional flooded batteries, plus greater energy capacity over the life of the battery
- Maximum durability—Roadforce AGM batteries are more durable than conventional flooded batteries, with significantly higher vibration resistance for decreased damage and corrosion. They're also designed to better withstand extreme temperatures
- Fast recharge—batteries offer an enhanced charge acceptance and substantially higher cycling endurance for faster recharge, even under extreme conditions
- Spill-proof—batteries feature a no-spill* absorbed glass mat construction

*Under normal operating conditions

PART NO.	BCI GROUP	CCA	CA	RC	POST	WARRANTY
ROADFORCE AGM						
ERF31D	31	700	840	200	T	24 months
ERF31E	31	700	840	200	M	
EXRF31D	31	925	1,110	200	T	
EXRF31E	31	925	1,110	200	M	



EXIDE GROUP 31 COMMERCIAL BATTERIES

PART NO.	BCI GROUP	CCA	CA	RC	POST	WARRANTY
GROUP 31 COMMERCIAL						
E31D	31	660	800	160	T	18 months
E31E	31	660	800	160	A	
E31XHD	31	925	1,050	160	T	
E31XHE	31	925	1,050	160	A	



CHARGERS AND ACCESSORIES

The Schumacher DSR ProSeries provides safe and efficient charging to a wide variety of battery types and sizes. Maintain your battery at the optimal charge with these energy-efficient battery chargers and maintainers.

PART NO.	DESCRIPTION	WARRANTY
PSW61224	Heavy-duty manual wheel charger and engine starter (250/65/35/5 amp; 24/12/6 volt)	2 years
PSW2035	Automotive manual wheel charger and engine starter (200/35/2 amp; 12 volt)	3 years
PS2100MA	Fully automatic/manual bench charger with enginer start (100/15/2 amp; 12/6 volt)	2 years
SE112SDS	Automatic trickle battery charger and maintainer (1.5 amp; 12 volt)	2 years



PART NO. PS2100MA

PART NO. SE112SDS

PART NO. PSW2035

GASKET MAKERS

Count on our gasketing products for precise, reliable sealing. The formulations are resistant to high operating temperatures and fluids, and have high torque retention and sensor-safe characteristics. We offer a wide variety of anaerobic, RTV silicone or solvent-based products to meet a broad range of complex gasketing and sealing needs.

PART NO.	PRODUCT	SUGGESTED APPLICATIONS	CONTAINER SIZE
ZPX80500	Permatex® Form-A-Gasket #2 Sealant	Coating cut gaskets to hold in place and improve sealing	80 ml
ZPX18130	Permatex® Aviation Form-A-Gasket #3 Sealant	Gasket coating or sealing close fitting parts, water pump gaskets, oil pan gaskets, timing gear covers and coolant hose connections	16 oz./473 ml
ZPX30564	Red RTV Silicone	Formulated for high-temp or heavy-duty applications such as: valve covers, oil pans, timing covers, water pumps, thermostat housings and transmission pans	7.25 oz. Power Can/205 g
ZPX85519	Ultra Blue® Gasket Maker	Designed for high-torque, high vibration applications where maximum hot oil resistance is desired	9.5 oz. Power Can/269 g
ZPX18572	Permatex® Ultra Grey® Gasket Maker	Vibration and oil resistant gasket maker for applications such as valve covers, oils pans, intake manifold end seals, timing covers, water pumps and thermostat housings	80 ml



PART NO. ZPX80500



PART NO. ZPX18130



PART NO. ZPX30564



PART NO. ZPX85519



PART NO. ZPX18572

LIQUID THREADLOCKERS

Liquid Threadlockers are superior to conventional lock washers, nylon inserts and other mechanical devices because they maintain fastener-clamping forces and prohibit the entire assembly from loosening due to shock or vibration. Threadlockers also seal the threads against leakage and prevent rust and corrosion. Available in a variety of strengths and temperature ranges, threadlockers remain the most reliable way to lock and seal threaded fasteners of all shapes and sizes before or after assembly.

PART NO.	PRODUCT	SUGGESTED APPLICATIONS	CONTAINER SIZE
ZPX29050	Permatex® Penetrating Grade Threadlocker Green	Set screws, adjustment screws, pre-assembled fasteners, electrical connectors and carburetor adjustment screws	1.69 fl. oz./50 ml
ZPX27010	Permatex® High Strength Threadlocker Red Gel	Secure all nut and bolt applications 3/8" to 1"	10 g
ZPX24010	Permatex® Medium Strength Threadlocker Blue Gel	Secure all nut and bolt applications 1/4" to 1"	10 g



PART NO. ZPX29050



PART NO. ZPX27010

ADHESIVES

We offer a range of quality liquids, pastes, aerosols, putties and gels designed to meet any number of equipment applications. From bonding auto trim to sealing weather stripping or repairing broken grilles, there's an adhesive or sealant for all of your repair needs.

PART NO.	PRODUCT	SUGGESTED APPLICATIONS	CONTAINER SIZE
BC1395391	Loctite® Quick Set Epoxy	A water-resistant, clear, permanent 2-component adhesive for large or multi-piece projects, auto trim, tools, emblems or knobs that require the highest bonding strength. Also use as filler for gap filling and surface repairs.	0.85 fl. oz. kit
MC37460	Loctite® RTV Black Silicone	Seals, bonds and repairs windshields, door frames, electrical connections, seams and roofs, vinyl tops and weatherstripping. Protects electrical wiring.	80 ml tube
MC37532	Loctite® Black Weatherstrip Adhesive	Cut gaskets, auto or van carpeting, door and trunk moldings, vinyl upholstery.	5 fl. oz. tube

PART NO. MC37532



LUBRICANTS

Loctite® anti-seize and lubricating compounds are premium-quality products developed to protect metal parts from corrosion, galling and seizing. They ease assembly and disassembly of slip-fit, press-fit and threaded joints, and reduce friction and wear at temperatures up to 1,800 degrees Fahrenheit. Formulated for severe environments, these products protect against high temperatures, heavy loads, chemicals, pounding and vibration.

PART NO.	PRODUCT	SUGGESTED APPLICATIONS	CONTAINER SIZE
MC996456	Loctite® Freeze & Release	Seized and corroded assemblies of threaded and cylindrical parts. Any applications where a threadlocker or anti-seize has not been previously used and, rust and corrosion has formed.	13.52 oz. aerosol
MC37584	Loctite® Silicone Lubricant	Lubricates door locks, trunk lids, brake cables and rubber molding.	13 oz. aerosol can



PART NO. MC996456

CLEANERS AND DEGREASERS

Prepare your parts and work surfaces for maintenance and repair with our cleaners and degreasers. Once your equipment is free of dirt and grease, protect it with silicone polish for a long-lasting, brilliant shine.

PART NO.	PRODUCT	SUGGESTED APPLICATIONS	CONTAINER SIZE
MC30548	Loctite® Pro Strength Parts Cleaner	All-purpose parts cleaner that penetrates, dissolves and removes contaminants from metal assemblies	19 oz. aerosol can
MC79040	Loctite® Chisel® Gasket Remover (Methylene Chloride)	Removes silicones, baked-on gaskets from aluminum, weatherstrip adhesive, dried oil, grease, paint and varnish	18 oz. aerosol can
MC82249	Loctite® Natural Blue® Biodegradable Cleaner & Degreaser	Engine parts, bearings, exhaust hoods and equipment	24 fl. oz. spray bottle



PART NO. MC30548



A GOOD OBSERVATION SYSTEM IS EASY TO SEE

Get the advantage of real-time vision where it matters most with Voyager® heavy-duty observation systems. Voyager offers a variety of options including wireless units, multi-view monitors, and waterproof and CMOS cameras—allowing you to create and customize your own unique system to fit your specific needs.

CAMERAS

Voyager cameras deliver real time images of your surroundings and offer wide viewing angles and improved field depth. High-performance CMOS color technology significantly improves picture quality—handling high-light (daytime) and low-light (night time) scenarios with ease. Plus, waterproofed units allow cameras to withstand dust, extreme temperatures and high-pressure steam spray.

PART NO.	DESCRIPTION	HEIGHT	WIDTH	DEPTH	VIEWING ANGLE
ZAEBARNVIEWCAM	Surveillance Camera with Microphone	1.9"	5.9"	2.9"	80°
ZAEWCMSQ1B	Quad-View CMOS Color Camera	3"	3.7"	3.6"	100°
ZAEVCMS10B	Rear Mount CMOS Color Camera	1.7"	3.4"	1.7"	117°/93°/66°
ZAEVCMS50i	CMOS Color Camera	1"	1"	1.32"	150°/120°/90°
ZAEVCCS155BHD	CCD Color Camera with Microphone	1.7"	2.7"	0.5"	155°



PART NO. ZAEWCMSQ1B



PART NO. ZAEVCMS10B



PART NO. ZAEBARNVIEWCAM

UNIVERSAL MOUNTS

Keep your hands free with universal mounts for smartphones, tablets and monitors. The spring-loaded X-mount design securely holds your device in place—keeping side buttons and ports unobstructed and providing flexible viewing angles.

PART NO.	DESCRIPTION
ZAEBARPHONEMNT	Universal Smartphone Mount
ZAEBARTABLETMNT	Universal Tablet Mount
ZAEQSHD4MNTHD	Universal Monitor Mount (4" Pedestal)
ZAEBARMNTHD	Bar Monitor Mount
ZAEVOSMAGMNT	Camera Magnet Mount



PART NO. ZAEBARPHONEMNT



PART NO. ZAEVOSMAGMNT



PART NO. ZAEBARTABLETMNT



PART NO. ZAEBARMNTHD

DIGITAL WIRELESS OBSERVATION SYSTEMS

Digital wireless observation systems feature WiSight™ technology that digitally locks the camera to the monitor—ignoring outside signals and eliminating interference. WiSight technology is strong enough to travel through and around objects up to 60 feet away and delivers a sharp, vivid picture of the vehicle's surroundings to the monitor.

ONE-CAMERA OBSERVATION SYSTEM (5.6-INCH MONITOR)

- 5.6-inch wireless monitor with 12V accessory plug and suction-cup mount (ZAEWVOM513AP)
- CMOS wireless backup camera (ZAEWCMS10B)
- Non-corrosive camera mounting bracket
- Additional input for one wired camera



PART NO. ZAEWVOS5MDCL1B

ONE-CAMERA OBSERVATION SYSTEM (7 -INCH MONITOR)

- Same features as ZAEWVOS5MDCL1B with the exception of a larger 7-inch monitor
- Additional inputs for two wired cameras



PART NO. ZAEWVOS7MDCL1B

MULTI-CAMERA OBSERVATION SYSTEM WITH QUAD-VIEW

- 7-inch wireless multi-view monitor with four camera inputs
- Single, split and quad display modes
- One wireless waterproof CMOS camera (ZAEWCMSQ1B)
- 5dBi antennas (2)
- 9.5-foot extension cables (2)
- Mounting bracket



QUAD-VIEW

PART NO. ZAEWVOS7MDCL1Q

BARNVIEW SURVEILLANCE SYSTEM

Keep an eye on your farm with the BarnView digital wireless surveillance system. With a viewing range of up to 1,000 feet, BarnView allows you to monitor up to four live areas at one time via your smartphone, tablet or included monitor. System includes docking station, built-in DVR and motion detection email alerts.

- 7-inch multi-view LCD touchscreen monitor with four camera inputs
- One waterproof camera with microphone
- Additional cameras sold separately (BARNVIEWCAM)

PART NO. ZAEBARNVIEW1



QUAD-VIEW

AUTO-PAIRING OBSERVATION SYSTEMS

New auto-pairing observation systems can seamlessly pair your wireless monitor to any wired or wireless camera. Pairing is achieved by pressing one button—simplifying connections and eliminating bulkhead wiring. All auto-pairing systems come equipped with digital WiSight™ technology.

ONE-CAMERA OBSERVATION SYSTEM (5.6-INCH MONITOR)

- 5.6-inch wireless monitor with 12V accessory plug and suction-cup mount (ZAEWVOM513AP)
- One CMOS color camera (ZAEVCM50i) included
- Additional input for one wired camera (camera and harness sold separately)
- Digital wireless transmitter (ZAEWVTX1AP)

PART NO. ZAEWVOS5APCL1B

ONE-CAMERA OBSERVATION SYSTEM (7-INCH MONITOR)

- Same features as ZAEWVOS5APCL1B with the exception of a larger 7-inch monitor
- Additional inputs for two wired cameras (cameras and harnesses sold separately)

PART NO. ZAEWVOS7APCL1B



AUTO-PAIRING OBSERVATION SYSTEMS WITH DUAL-MONITORING VIEWING

ONE-CAMERA OBSERVATION SYSTEM (5.6-INCH MONITOR)

- 5.6-inch wireless monitor with 12V accessory plug and suction-cup mount (ZAEWVOM513AP)
- Digital wireless transmitter (ZAEWVTX1AP)
- Splitter (ZAE3100024) and harness adapters
- Additional inputs for two cameras (sold separately)

PART NO. ZAEWVOS5APNC

ONE-CAMERA OBSERVATION SYSTEM (7-INCH MONITOR)

- Same features as ZAEWVOS5APNC with the exception of a larger 7-inch monitor
- Additional inputs for three cameras (sold separately)

PART NO. ZAEWVOS7APNC



UPGRADE YOUR CAB WITH PREMIUM AUDIO

JENSEN heavy-duty radios and audio accessories offer more durability and performance than you would expect from standard automotive electronics. Designed to fit all equipment makes and models, our audio products are built to heavy-duty specs and tested to withstand harsh conditions such as extreme temperatures, vibrations and humidity.

RADIOS

All heavy-duty radios feature a seven-channel NOAA weatherband tuner with S.A.M.E technology for accurate weather updates and are compatible with iPod/iPhone® and SiriusXM™ satellite radio for endless entertainment options. Bluetooth® streaming audio with hands-free calling available on select models only. Additional features include:

- 180-watt maximum power output (45W x 4)
- Front USB and AUX inputs
- Two-wire system prevents battery drain when vehicle is turned off
- Wireless remote control compatible (sold separately)
- 2-year no-fault warranty

PART NO.	BLUETOOTH®	CD PLAYER	MICROPHONE
ZAEJHD1630HD	—	—	•
ZAEJHD3630BTHD	•	•	—
ZAEJHD3630BTMIC	•	•	•
ZAEJHD1635HD (additional USB)	•	•	•
ZAEJHD40BTHD	•	—	—



PART NO. ZAEJHD1630HD



PART NO. ZAEJHD3630BTHD



PART NO. ZAEJHD3630BTMIC

WATERPROOF SPEAKERS

Speakers are available to accommodate a variety of applications and installations including surface and flush mounting options. Sold individually or as a pair.

PART NO.	DESCRIPTION	WATT
ZAEJXHD35HD	3.5" Mini Surface Mount Speakers	30
ZAE1103050HD	4" Dual Cone Entry Level Speaker	30
ZAE1000HDSHD	5" Deluxe Speakers	60
ZAE30HDSHD	Cone Surface Mount Speakers	60
ZAEJXHD40HD	4" Sealed Speakers	120
ZAEJXHD54HD	5.25" Sealed Speakers	135



PART NO. ZAEJXHD35HD





PART NO. ZAEJHD1635HD

BLUETOOTH® WIRELESS HEADPHONES

- Multi-link simultaneously pairs two Bluetooth-enabled devices for hands-free calling
- Built-in microphone
- Adjustable padded headband to reduce outside noise
- Rechargeable batteries and charger included with auto shut-off
- Up to 6 hours of talk time and 10 hours of music playtime

PART NO. ZAEJXHDBT1HD





PM-17441

©2015 CNH Industrial America LLC. All rights reserved. CNH Industrial Parts & Service is a trademark in the United States and many other countries, owned by or licensed to CNH Industrial N.V., its subsidiaries or affiliates.

CNH
INDUSTRIAL | GENUINE
PARTS