

# Chords for Piano and Guitar

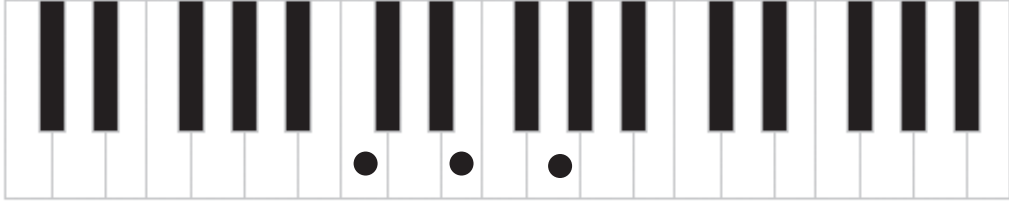
Booklet and  
Resizable A3 Poster  
(enlargable to any size)

[www.creedy.com.au/music](http://www.creedy.com.au/music)

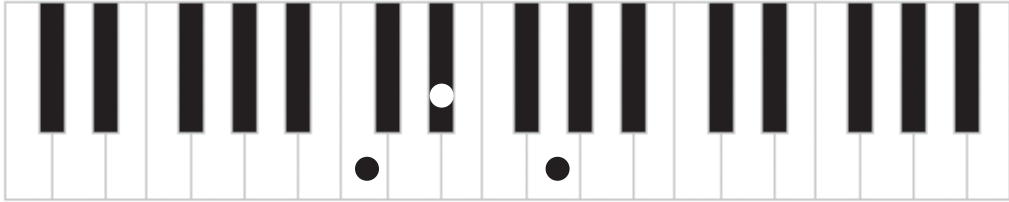


# Chords for Piano

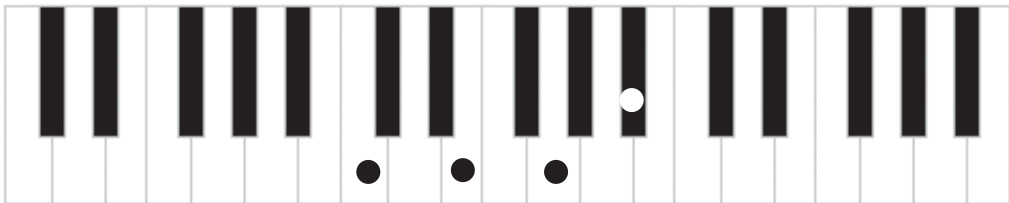
C major



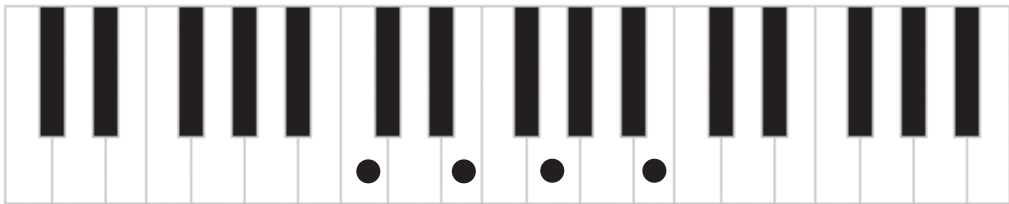
C minor



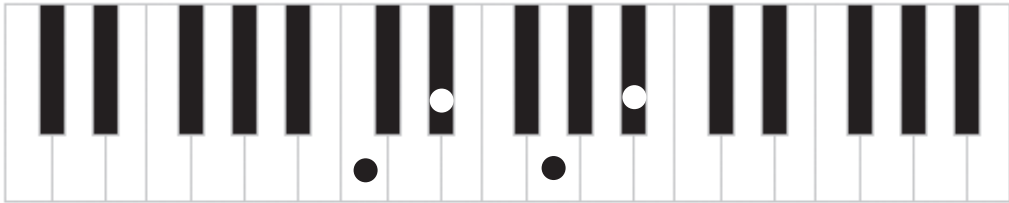
C 7



C maj7



C min7



C sus4



C sus2



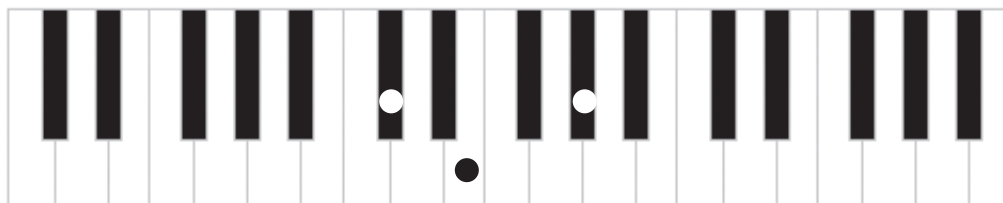
C

# Chords for Piano

C#/Db major



C#/Db minor



C#/Db 7



C#/Db maj7



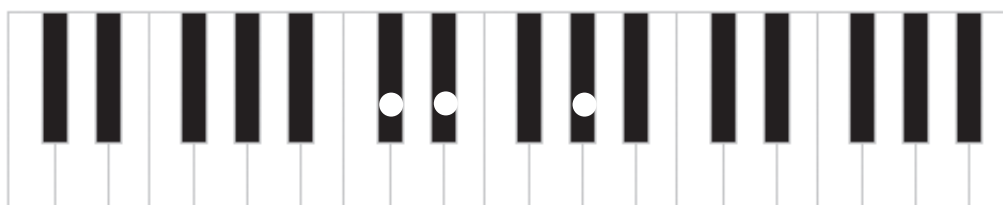
C#/Db min7



C#/Db sus4



C#/Db sus2




C#

Db

# Chords for Piano

# D


D major



D minor



D 7



D maj7



D min7



D sus4



D sus2

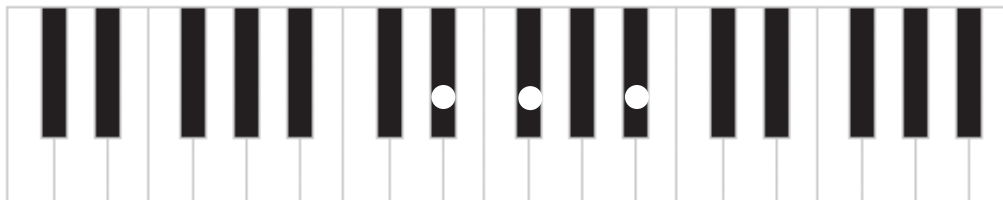


# Chords for Piano

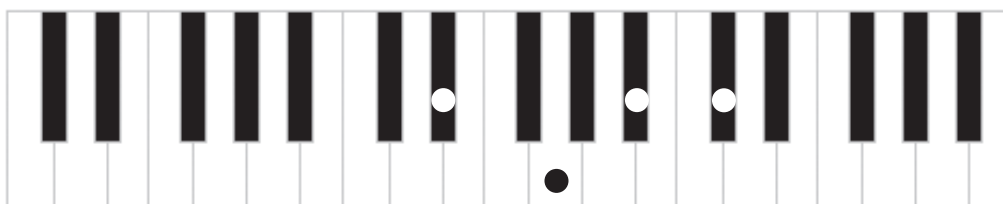
D#/Eb major



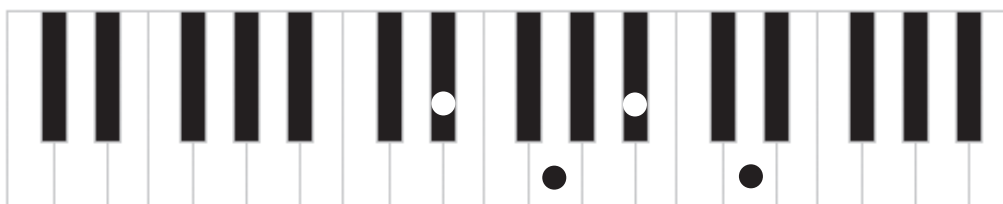
D#/Eb minor



D#/Eb 7



D#/Eb maj7



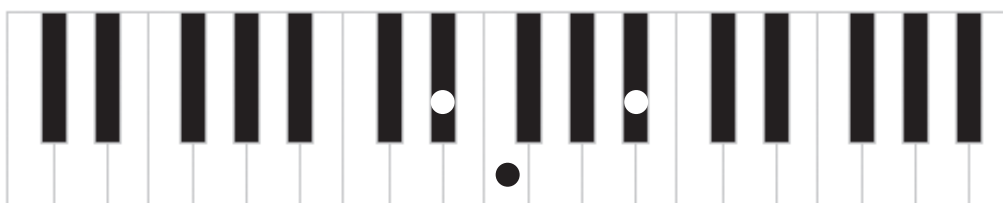
D#/Eb min7



D#/Eb sus4



D#/Eb sus2



D#  
Eb

# Chords for Piano

E major



E

E minor



E 7



E maj7



E min7



E sus4



E sus2



# Chords for Piano

F major



F

F minor



F 7



F maj7



F min7



F sus4

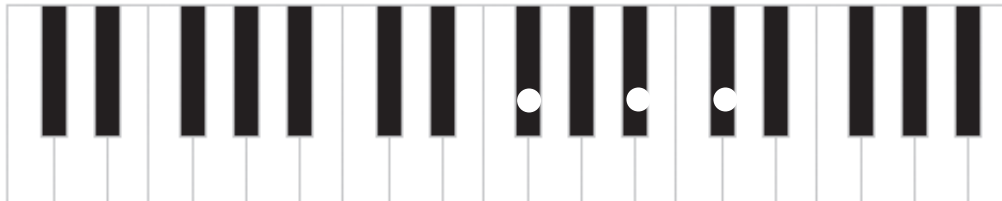


F sus2

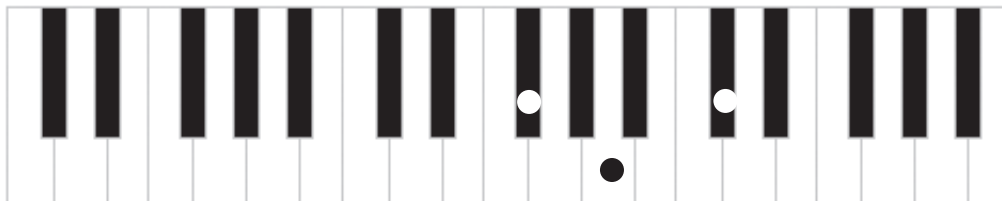


# Chords for Piano

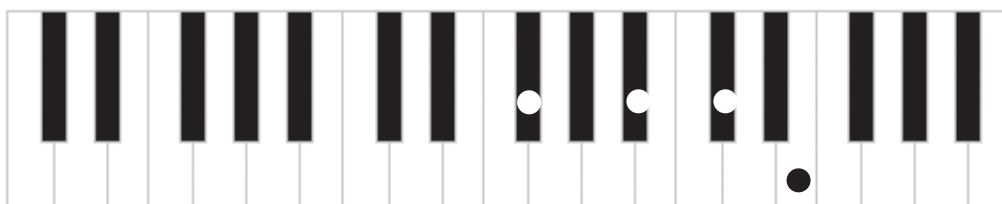
F#/Gb major



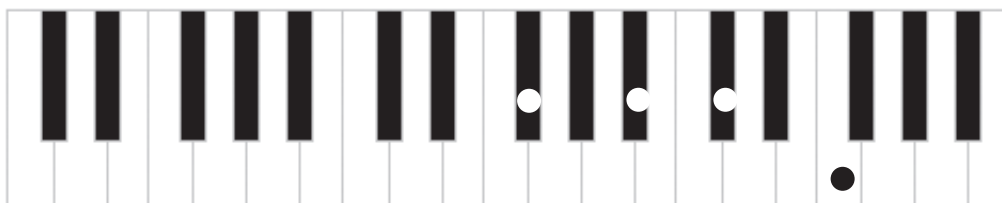
F#/Gb minor



F#/Gb 7



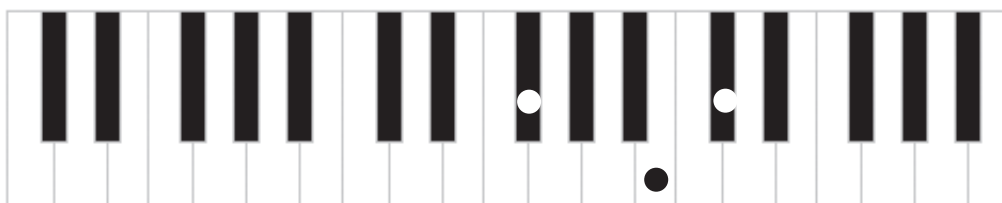
F#/Gb maj7



F#/Gb min7



F#/Gb sus4



F#/Gb sus2



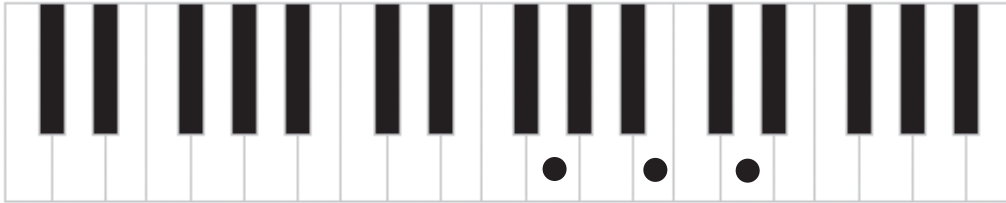
F#  
Gb



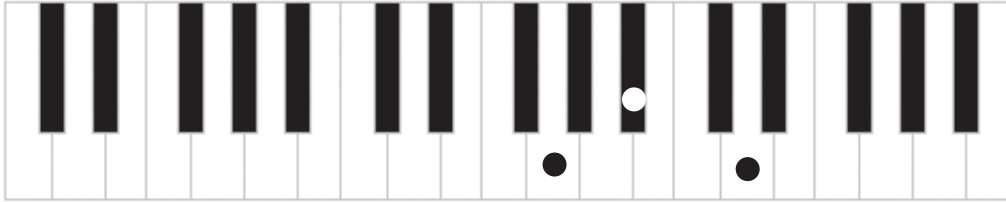
# Chords for Piano

# G

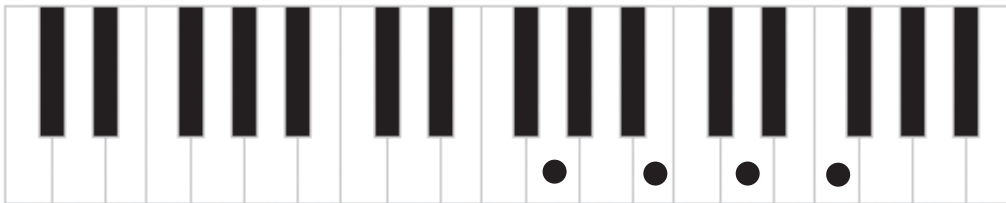
G major



G minor



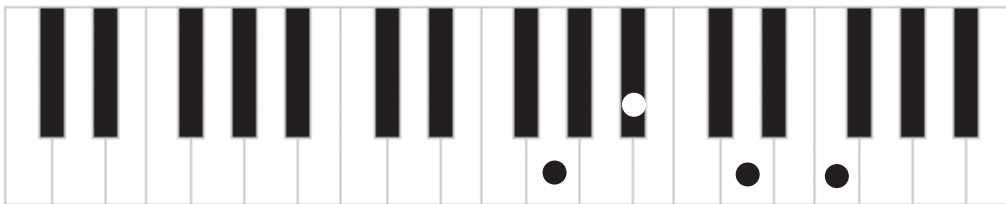
G 7



G maj7



G min7



G sus4

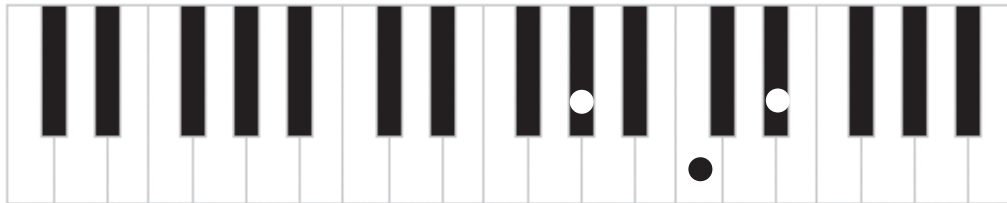


G sus2



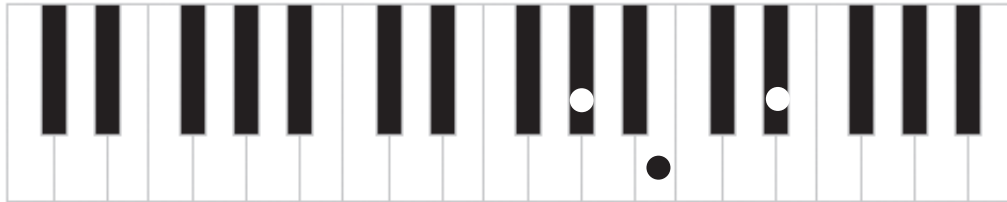
# Chords for Piano

G#/Ab major

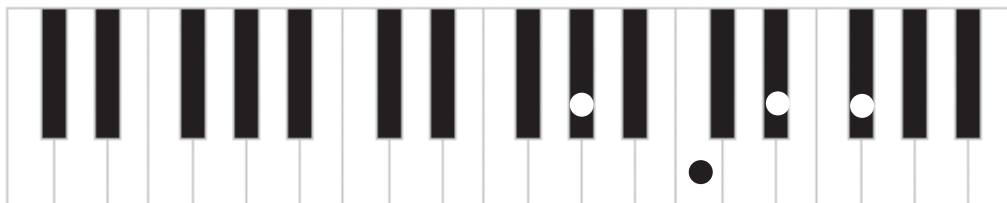


G#  
Ab

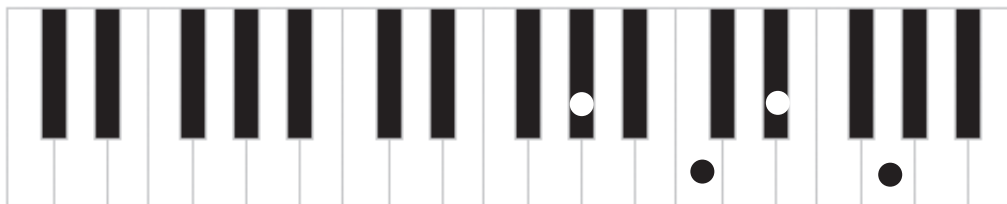
G#/Ab minor



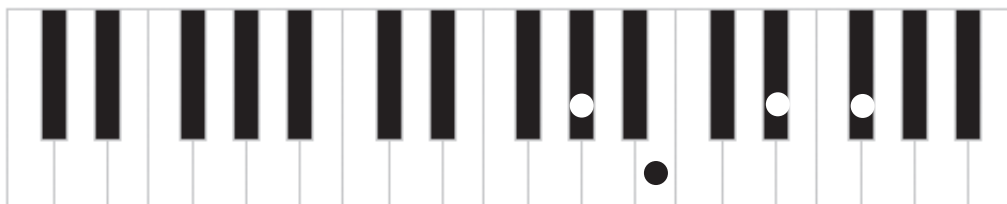
G#/Ab 7



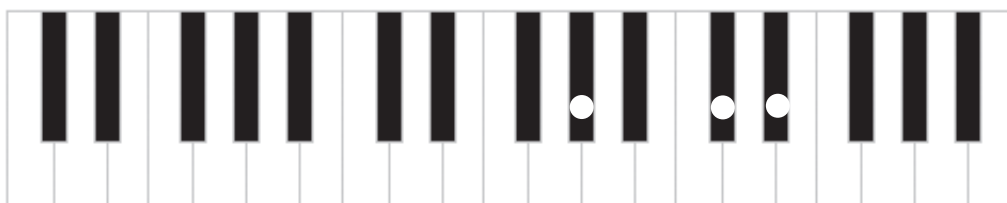
G#/Ab maj7



G#/Ab min7



G#/Ab sus4



G#/Ab sus2



# Chords for Piano

A major



A

A minor



A 7



A maj7



A min7



A sus4



A sus2



# Chords for Piano

A#/Bb major



A#

Bb

A#/Bb minor



A#/Bb 7



A#/Bb maj7



A#/Bb min7



A#/Bb sus4



A#/Bb sus2



# Chords for Piano

B major



B minor



B 7



B maj7



B min7



B sus4



B sus2



B  
Cb



# Chords for Piano

[www.creedy.com.au/music](http://www.creedy.com.au/music)

The contents of this pdf file can be distributed freely and are available to everyone.

The idea behind doing this was basically that I couldnt find any chord diagrams that werent either being charged for or were too small to read.I figured it should be made available to all... I hope it helps you.

Any ommisions or required alterations please contact [simon@creedy.com.au](mailto:simon@creedy.com.au) so I can put them right.

A noble thank you to Raphael Eittle and Chris Caulder, Philadelphia, USA who helped fix up some chords.

# Chords for Piano

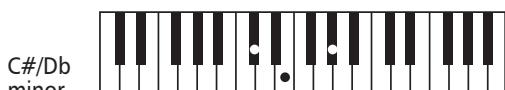
Compiled by Simon Creedy  
PLEASE DISTRIBUTE FREELY



## C



## C#Db



## D



## D#Eb



## E



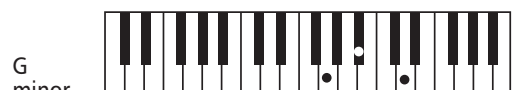
## F



## F#Gb



## G



## G#Ab



## A



## A#Bb



## B



# Chords for Guitar




This PDF file is freely available at

[www.creedy.com.au/music](http://www.creedy.com.au/music)





A#dim	A#sus	A#sus4	A#m	A#m7	A#maj	A#maj7	A#min	Bdim/A..	Bdim/A...	Bdim/Ab.	Bdim/Ab..	Bdim/Ab...	Bdim/G.	Bdim/G..	Bdim/G...
Bbb5.	Bb	Bb+	Bb.	Bb...	Bb/A.	Bb/Ab.	Bb/Ab..	Bdim7.	Bdim7..	Bdim7...	Bsus	Bsus.	Bsus..	Bsus2.	Bsus2..
Bb/Db.	Bb/E.	Bb/G.	Bb/G..	Bb11	Bb4	Bb5.	Bb6	Bsus2/E.	Bsus4	Bsus4/A.	Bsus4/A..	Bsus4/Ab.	Bsus4/Ab..	Bsus4/Db.	Bsus4/Eb.
Bb6.	Bb6/add9.	Bb7	Bb7.	Bb7..	Bb7sus4.	Bb9	Bbadd#11.	Bsus4/Eb..	Bsus4/G.	Bsus4/G..	Bsus4/G...	Bm	Bm(maj7)	Bm(sus9)	Bm.
Bbaug/E.	Bbdim	Bbdim/C.	Bbdim/D.	Bbdim/G.	Bbdim/G..	Bbdim/Gb.	Bbdim/Gb..	Bm...	Bm/A.	Bm/A..	Bm/A...	Bm/A....	Bm/A.....	Bm/G.	Bm/G..
Bbdim7.	Bbdim7..	Bbsus	Bbsus2.	Bbsus2/G.	Bbsus4	Bbsus4/Ab.	Bbm	Bm/G...	Bm/G....	Bm6	Bm7	Bm7(b5).	Bm7(b5)..	Bm7(b5)...	Bm7.
Bbm.	Bbm/Ab.	Bbm/D.	Bbm/Gb.	Bbm7	Bbm9	Bbmaj	Bbmaj7	Bm7..	Bm7...	Bm7....	Bm7.....	Bm7/add11.	Bm7b5	Bmaj	Bmaj7
Bbmaj7.	Bbmaj9.	Bbmin	Bb#5.	B	B(addE)	B+	B.	Bmaj7/#11.	Bmin	Bmsus9	Bmmaj7	B#5.	B#5..	Cb5.	C
B/A.	B/A..	B/A...	B/A....	B/Ab.	B/E.	B/E..	B/F#	C(add9)	C(addD)	C+	C..	C...	C....	C.....	C.....
B11	B11/13	B13	B4	B5.	B6.	B7	B7#9	C/A.	C/A..	C/A...	C/A....	C/B	C/B.	C/B...	C/Bb.
B7(#9)	B7+	B7+5	B7..	B7....	B7/add11.	B7/add11..	B7sus4.	C/D.	C/D..	C/D...	C/D....	C/D.....	C/D.....	C/D.....	C/D.....
B7sus4..	B9	BaddE.	BaddE/F#	Baug/E.	Baug/E..	Bdim	Bdim/A.	C/F.	C/F..	C11	C4	C5.	C6	C6.	C6..




Dadd9.... 	Daug/E. 	Ddim 	Ddim/B. 	Ddim/B.. 	Ddim/B... 	Ddim/Bb. 	Ddim/Bb.. 	Dm/B 	Dm/C 	Dm/C# 	Dm6(5b) 	Dm7 	Dm9 	Dmaj 	Dmaj7 
Ddim/C. 	Ddim7. 	Ddim7.. 	Ddim7... 	Dsus 	Dsus. 	Dsus.. 	Dsus... 	Dmin 	Dm#5 	Dm#7 	D# 	D#+ 	D#4 	D#7 	D#dim 
Dsus2 	Dsus2. 	Dsus2.. 	Dsus2... 	Dsus2... 	Dsus2/Ab. 	Dsus2/B. 	Dsus2/B.. 	D#sus 	D#sus4 	D#m 	D#m7 	D#maj 	D#maj7 	D#min 	Eb 
Dsus2/Bb. 	Dsus2/C. 	Dsus2/C.. 	Dsus2/Db. 	Dsus2/Db.. 	Dsus2/Db... 	Dsus2/F. 	Dsus2/G. 	Eb(add9) 	Eb+ 	Eb. 	Eb.. 	Eb... 	Eb/C. 	Eb/D. 	Eb/Db. 
Dsus2/G.. 	Dsus2/G... 	Dsus2/G.. 	Dsus2/G... 	Dsus2/Gb. 	Dsus2/Gb.. 	Dsus2/Gb... 	Dsus2/Gb.. 	Eb/Db.. 	Eb/Db... 	Eb/E. 	Eb4 	Eb5. 	Eb6. 	Eb7. 	Eb7.. 
Dsus4 	Dsus4/B. 	Dsus4/B.. 	Dsus4/C. 	Dsus4/E. 	Dsus4/E.. 	Dsus4/E... 	Dsus4/E... 	Eb7.. 	Eb7... 	Ebadd9 	Ebaug/E. 	Ebaug/E.. 	Ebdim 	Ebdim/B. 	Ebdim/B.. 
Dsus4/Gb. 	Dsus4/Gb.. 	Dm 	Dm(#5) 	Dm(#7) 	Dm.. 	Dm/A 	Dm/B 	Ebdim/B... 	Ebdim/C. 	Ebdim7. 	Ebsus 	Ebsus2/Ab. 	Ebsus4 	Ebsus4/F. 	Ebm 
Dm/B. 	Dm/B.. 	Dm/B... 	Dm/Bb. 	Dm/C 	Dm/C# 	Dm/C. 	Dm/C.. 	Ebm. 	Ebm/Db. 	Ebm7 	Ebm7. 	Ebmaj 	Ebmaj7 	Ebmaj7. 	Ebmin 
Dm/C... 	Dm/Db. 	Dm/E. 	Dm6(5b) 	Dm6. 	Dm6.. 	Dm7 	Dm7(b5). 	Eb#5. 	Eb#5.. 	E 	E+ 	E. 	E.. 	E/A. 	E/D. 
Dm7. 	Dm7... 	Dm7/add11. 	Dm9 	Dmaj 	Dmaj7 	Dmaj7. 	Dmin 	E/D.. 	E/D... 	E/D... 	E/Db. 	E/Db.. 	E/Eb. 	E/Eb.. 	E/Eb... 
Dmin/maj7. 	Dm#5 	Dm#7 	D# 	D#+ 	D#4 	D#5. 	D#7 	E/Gb. 	E/Gb.. 	E/Gb... 	E11 	E11/b9. 	E5 	E5. 	E5.. 
D#dim 	D#sus 	D#sus4 	D#m 	D#m7 	D#maj 	D#maj7 	D#min 	E6 	E6. 	E6.. 	E7 	E7#9 	E7(#9) 	E7(11) 	E7(5b) 





Fm7	Fm7.	Fm7..	Fmaj	Fmaj7	Fmaj7(+5)	Fmaj7,	Fmaj7,,	G(add9)	G+	G,	G,,	G,,,	G.	G..	G...
Fmaj7.	Fmaj7..	Fmaj7...	Fmaj7/#11.	Fmaj7/A	Fmaj7/C	Fmaj9.	Fmin	G....	G....	G/A	G/A.	G/A..	G/B	G/C.	G/C..
Fmmaj7	F#	F#+	F#/E	F#11	F#4	F#5.	F#5..	G/D	G/E,	G/E,,	G/E,,,	G/E,,,,	G/E.	G/E..	G/E...
F#7	F#9	F#dim	F#sus	F#sus4	F#m	F#m/C#m	F#m6	G/E....	G/E....	G/F#	G/F.	G/F..	G/F...	G/Gb.	G/Gb..
F#m7	F#m7-5	F#maj	F#maj7	F#min	Gb	Gb+	Gb.	G/Gb...	G/Gb....	G11	G4	G5.	G5..	G6	G6(sus4)
Gb..	Gb...	Gb/Ab.	Gb/E.	Gb/E..	Gb/Eb.	Gb/F.	Gb6.	G6,	G6,,	G6,,,	G6,,,,	G6....	G6.	G6..	G6...
Gb7	Gb7(#5).	Gb7.	Gb7..	Gb7/#9.	Gb7sus4.	Gb9	Gbadd9.	G6....	G6/add9.	G6/add9..	G6/add9...	G6sus4	G7	G7#9	G7(#9)
Gbaug/E.	Gbdim	Gbdim/D.	Gbdim/D.	Gbdim/D..	Gbdim/E.	Gbdim/E..	Gbdim/Eb.	G7(b9)	G7(sus4)	G7+	G7.	G7..	G7...	G7/add11.	G7b9
Gbdim7.	Gbsus	Gbsus.	Gbsus2/Bb.	Gbsus4	Gbsus4/E.	Gbm	Gbm.	G7sus4	G7sus4.	G9	G9(11)	G9.	G9..	Gadd9	Gadd9.
Gbm..	Gbm...	Gbm/D.	Gbm/D..	Gbm/E.	Gbm/E,,	Gbm/E.	Gbm/E..	Gadd9..	Gaug/E.	Gaug/E..	Gdim	Gdim/E.	Gdim/E..	Gdim/Eb.	Gdim/Eb..
Gbm/E...	Gbm7	Gbm7(b5).	Gbm7(b5)..	Gbm7,	Gbm7.	Gbm7.,	Gbm7..	Gdim/Eb...	Gdim7.	Gdim7..	Gsus	Gsus.	Gsus..	Gsus...	Gsus2,
Gbm7...	Gbm7/b9.	Gbmaj	Gbmaj7	Gbmaj7.	Gbmin	Gb#5.	G	Gsus2,,	Gsus2.	Gsus2..	Gsus2/B.	Gsus2/B..	Gsus2/C.	Gsus2/E.	Gsus2/E..



Chords in the key of:-

Ab or G#	Ab	Bbm	Cm	Db	Eb	Fm	Gdim
A	A	Bm	Dbm	D	E	Gbm	Abdim
Bb or A#	Bb	Cm	Dm	Eb	F	Gm	Adim
B	B	Dbm	Ebm	E	Gb	Abm	Bbdim
C	C	Dm	Em	F	G	Am	Bdim
Db or C#	Db	Ebm	Fm	Gb	Ab	Bbm	Cdim
D	D	Em	Gbm	G	A	Bm	Dbdim
Eb or D#	Eb	Fm	Gm	Ab	Bb	Cm	Ddim
E	E	Gbm	Abm	A	B	Dbm	Ebdim
F	F	Gm	Am	Bb	C	Dm	Edim
Gb or F#	Gb	Abm	Bbm	B	Db	Ebm	Fdim
G	G	Am	Bm	C	D	Em	Gbdim

_aug	=	_#5	(Augmented triad)
_(no 3rd)	=	_5	(Root and 5th - Power chord)
_6/7sus4	=	_6/7sus4	(Sus4 triad plus 6th, minor 7th)
_dom7	=	_7	(Major triad, minor 7th)
_7/add11	=	_7/11	(Minor triad, minor 7th, plus 11th)
_2	=	_add9	(Major triad, plus 9th)
_sus	=	_sus4	(No 3rd but a 4th from a major triad)
_#7	=	_maj7	(Major triad, major 7th)
_sus2	=	_add9(no 3rd)	(No 3rd but a 2th from a major triad)
_6/9	=	_6/add9	(Major triad plus 6th and 9th)
_9(#7)	=	_maj9	(Major triad, major 9th plus 7th)
_o7	=	_m7(b5)	(Diminished triad, minor 7th : half-diminished)
_dom9	=	_9	(Major triad, minor 7th plus 9th)

C/D is an C chord with a D bass note (xx0010).  
 A/B is an A chord with a B bass note (x22220).  
 G/D is an G chord with a D bass note (xx0003). And so on.

If you are playing in a band with a bass player you don't need to play th  
 with a bass note, just play it as a normal chord (eg. C/D = C and so on).

Many thanks to Philip J Facoline the original author of this work and who stated  
 that he was happy for it to be freely copied and distributable.

This amazing flaming guitar picture was downloaded as a free screen saver  
 from photobucket. I tried to find the original artist to ask for but was unable to  
 find him/her. If anyone knows who it was I would be grateful to acknowledge  
 him/her here.



# Chords for Guitar

freely available at  
[www.creedy.com.au/music](http://www.creedy.com.au/music)