



X^C 42

“All you can imagine is real”

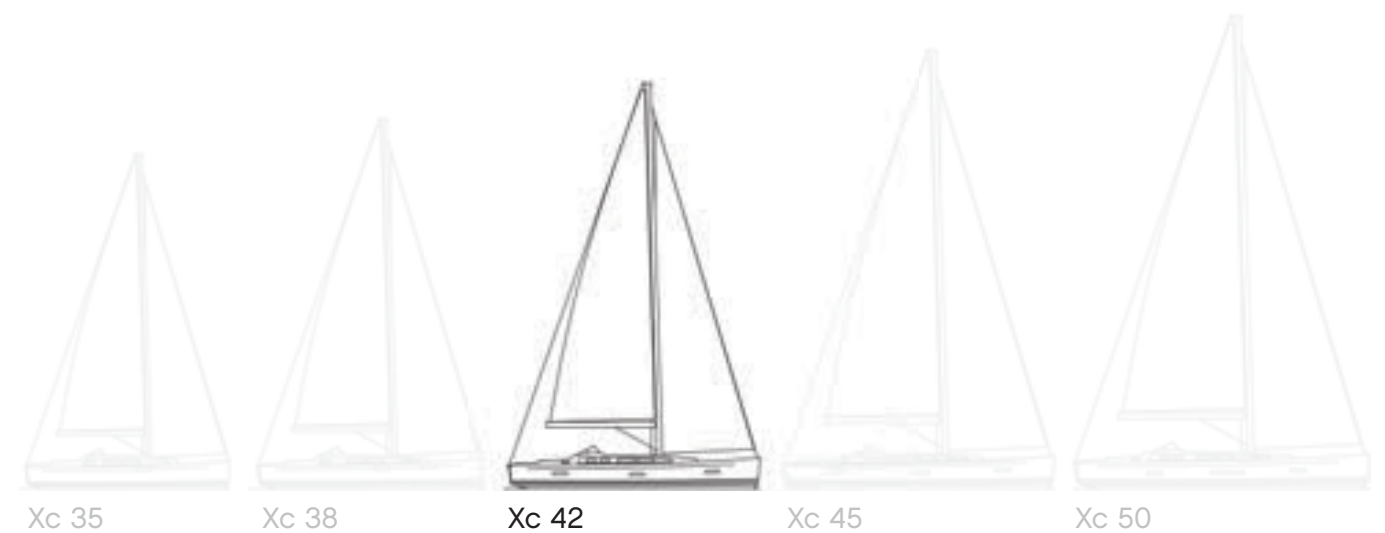
Pablo Picasso



The Xc 42 was launched in 2009, following the same philosophy as the Xc 45. The second yacht in the Xcruising range, offers no-compromise comfort and impressive pace combined with ease of handling.

Following extensive feedback from a large group of Xc owners, as well as our own experience over the last 6 years, 2014 marked the launch of the Next-Generation Xc 42. The new Xc 42 builds upon the success of the Xcruising range with an updated specification including a larger bathing platform and larger hull portlights as well as new interior styling, which is more open and with more natural light without compromising safety or practicality.

This is a yacht for independent minded sailors who want to escape the ties of land and explore the freedom of the seas in true cruising comfort.





“This yacht touches
perfection in all areas.”

Bateaux magazine

Designer's comments

One of the main differences between the Xperformance and Xcruising ranges is the hull design. The Xc range, with its deeper hull sections, provides a greater interior volume for tanks and other essential cruising equipment. Deeper V-shaped forward hull sections ensure a smooth and comfortable motion when the yacht is sailed into waves (either under sail or engine).


The greater displacement allows for a heavier keel to be fitted. The large fuel and freshwater tanks and the heavy battery bank are all strategically located low and central in the yacht for excellent weight distribution. Lowering the centre of gravity optimises the stability and allows for a well proportioned sail plan. The Xc 42 can make short work of any long passage.


The composite lead/cast iron keel is encapsulated in a reinforced epoxy e-glass shell to guarantee a perfect keel section and avoid corrosion. Flush mounted skin fittings and a folding propeller reduce drag, ensuring the Xc 42 can make the most of the conditions.

The next-generation Xc 42 features an improved new interior bringing new innovative features, whilst maintaining the practical layout of a boat designed to be used at sea.



Niels Jeppesen
Design Director



Copyright  WORLD CLASS SINCE 1979	Yacht Xc 42 Next Generation	Designed by X-Yachts Design Group	Principal Dimensions	
	Drawing Lines Plan		Hull length: 12.81 m - 42.03 ft Beam: 4.10 m - 13.45 ft Draft: 2.10 m - 6.90 ft Displ.: 11,400 kg - 25,132 lbs	
	Date 2014			

Deck layout



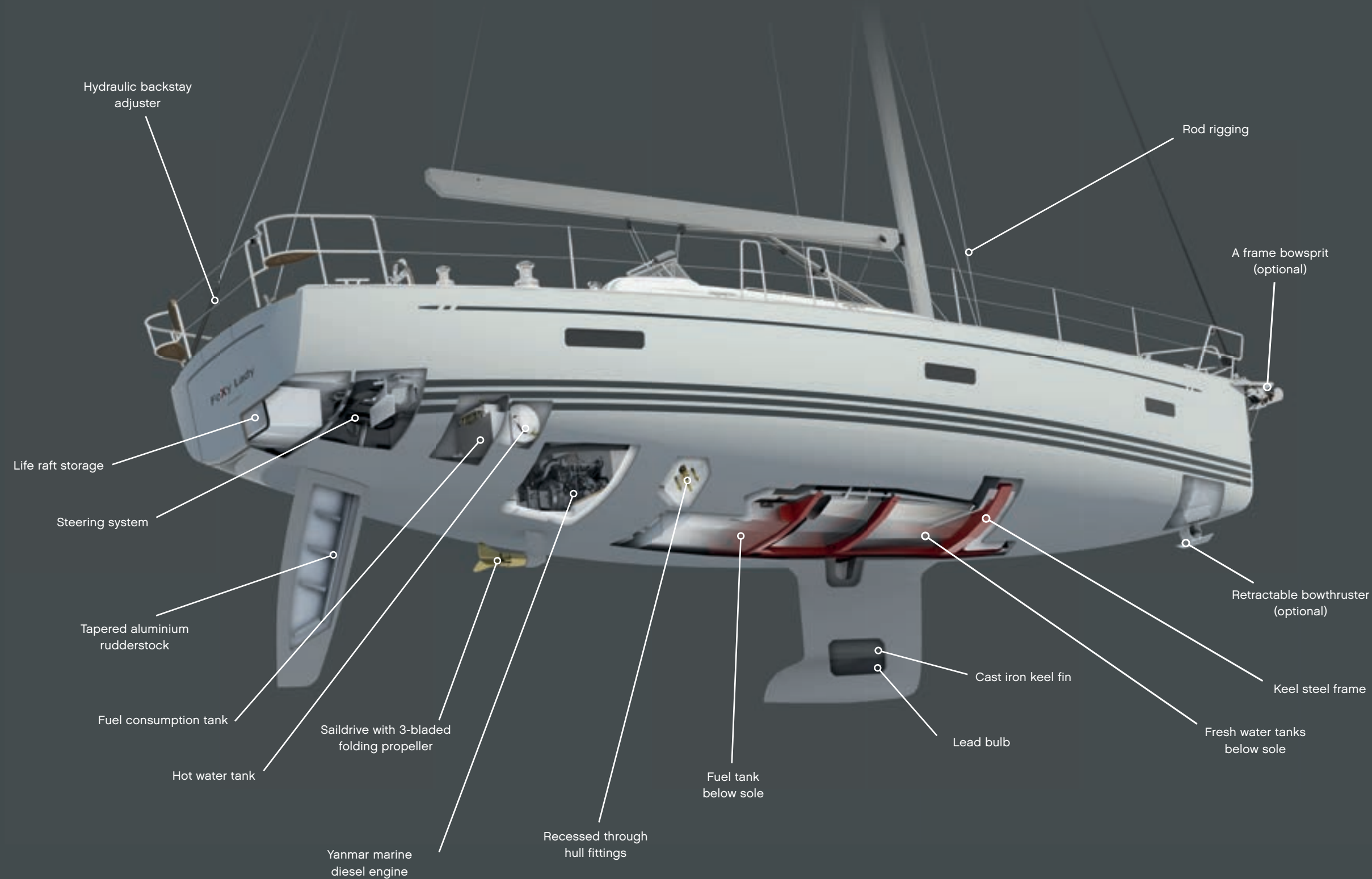
The Xc 42 to port shows optional teak laid decks on coach roof and side decks and toughened glass windshield.

Xcruising qualities

Designed and developed for long-distance cruising, the Xc 42 takes many of the qualities of the performance X-Yachts such as rod rigging and fully encapsulated keels, but also has many features that make it ideal for offshore passage making:

- A powerful engine in a well insulated compartment, with a 3-bladed folding propeller
- Large fuel and fresh water tanks, all strategically located low and central in the yacht for optimum weight distribution
- An immensely strong steel hull girder frame, taking the loads from the composite lead/cast iron keel as well as from the keel stepped mast
- Deeper hull sections provide a greater interior volume, giving more storage and space for essential cruising equipment, a feature which also provides smoother sailing in all weathers.

The Xcruising range is more than having great cruising qualities, 35 years of performance yacht experience and racing heritage are not lost on the Xc 42. A flexible yet powerful sail plan, excellent stability and easy handling make short work of long passages, giving you more time to explore.



“A ship is safe in harbour, but
that’s not what ships are for”

William G. T. Shedd



Owners' comments

Two of our owner's describe their Xc 42 experiences...

Family Kortbeek, Holland

"Asking someone why they are sailing an X-Yacht is like asking a person why they are driving a German car: 'Driving pleasure'. It is the combination of speed and trimming possibilities on the one hand and comfort and sea-going behaviour on the other.

We can compete with a full crew in our weekly Wednesday evening regatta, but are just as happy sailing double-handed to the Lofoten Islands above the Arctic Circle.

Weather conditions can change rapidly in the Norwegian Sea, from sailing for hours under engine

to suddenly dealing with Force 7 headwinds, but our Xc 42 handles both without any problem. Moreover, as we often want to anchor in remote bays, looking for wide skies and tranquillity, it is great to have a boat that allows us to be self-sufficient for several days. But it is just as comfortable when five friends join us for a week's sailing.

Even a good boat (and crew!) needs support, and we are really pleased with the service and support we get from our dealer, X-Yachts Holland."



Arja Hamburger and Michaël Kortbeek, Xc 42 MAX



Family Hunt, United Kingdom, Xc 42 Freya

Family Hunt, United Kingdom

"Our Xc 42 Freya is a family boat and from our very first sail on the delivery trip back to the UK from Denmark, she impressed us with her sailing ability and comfort. On this trip Freya was crewed just by the three of us and at the end of this maiden voyage we knew that we had made the right decision.

Her performance and motion at sea is powerful and smooth even when the wind exceeds Force 6, she is easily handled by the three of us. We have cruised to Denmark, Holland, Germany, France and the Channel Islands. Accommodation on board is superb, even for extended periods. Stowage and load carrying ability is also excellent, with space for all the essential cruising equipment.

We have made several passages with average speeds of 8 knots, without any undue pressure on the crew or boat. This ability has extended our own cruising grounds and indeed now includes the occasional race although still only crewed by the family. Freya has increased our families sailing pleasure and experiences far beyond our expectations.

The build quality and thought put into the design is evident in every area of the yacht, this encourages confidence on every trip and in all conditions, which is undoubtedly why she is such a pleasure to sail and live aboard."

Deck layout



Both boats shown with optional sidedeck teak. Boat to port is shown with optional coachroof teak and fixed windscreen.



The liferaft is stored below the cockpit floor. The bathing platform is electrically operated, but can also be opened mechanically in emergency.

Xc 42 shown with optional teak laid decks on top of coachroof and side decks, optional windshield with optional dark grey spray hood available.



All halyards pass below the deck surface and are stored in the cockpit floor self draining "bin". Self-draining, acrylic dropboard is supported by gas struts for easy adjustment.



Folding teak cockpit table with GRP instrument support designed to fit a chart plotter and binnacle compass. Storage in centre of table.



The 'standard' Xc 42 comes with stainless steel wheel crash bars. Optional enlarged crash bars with integrated engine throttle and/or



Stainless steel ventilation dorades are mounted on the coach roof, with stainless steel protection bar, provide excellent ventilation into the accommodation.



Stainless steel self-tailing Andersen Winches, which can be upgraded to be electrical powered are part of Xc 42's comprehensive standard quality.



The foredeck locker, with integrated self-draining anchor chain compartment. The electrical anchor winch can be fitted with a capstan version to operate mooring line.

Cockpit protection



Image above displays optional windshield with the raised spray hood



The standard spray hood rests in a "sock" when folded.



The standard spray hood is supported by three stainless steel frames.
For canvas colour options, see page 22-23.



Xc 42 comes optional with an aluminium framed windshield with toughened glass.



The optional windshield with the raised spray hood.

Hull style options




Hull trim stripes

A standard Xc 42 comes in a white gelcoat with steel grey (RAL 7011) waterlines and sheerline stripe, optional light grey (RAL 7035) waterlines and sheerline stripe.



White hull with steel grey stripes




White hull with light grey stripes



Exterior fabrics

Choose between standard dark grey (Swela 37365) or alternative silver grey (Swela 37362) for sprayhood, bimini, cockpit tent, cockpit cushions, boom cover, forestay cover, cockpit table and wheel covers. Other colours on request.



Markilux dark grey (Swela 37365)



Markilux silver grey (Swela 37362)



Modern living

“Quality begins on the inside...
then works its way out” Bob Moawad

Interior layouts

Two interior layouts are offered with a variety of surface finishes, see p36-37 for more details.



Standard layout

Owner's cabin forward, with owner's head compartment with separate shower including space for an optional washing machine.

Large saloon with seating for 6 around the table, plus additional sofa on starboard side.

Dedicated forward facing nav station with ample space for charts.

Spacious galley with 3-burner stove and optional front opening fridge.

Aft 'wet' head with pull out shower.

Spacious aft double cabins with storage under berth.



Optional layout

Chart table situated between two comfortable chairs in starboard side of the main cabin

Enlarged aft head compartment with dedicated shower.

Movable bench seat by saloon table.



Saloon



The spacious saloon is flooded with natural light from hull and coachroof portlights as well as from deck hatches.

The saloon table proves the high level of detailing, can double in size when needed, accommodates wine storage and a drawer unit.

Above: The standard Xc 42 saloon with optional galley transverse cupboard.

Right: Book shelf with adjustable book brackets on port and starboard.

Far Right: Wooden grills hide speakers for the optional entertainment systems.





Galley

The spacious galley has all the facilities positioned within easy reach and offers plenty of storage space. A Corian counter-top with top-loading fridge, a gimbaled oven, a tinted glass splashback, a rectangular sink with single lever mixing tap and shelves, drawers and lockers creating a stylish space to cater in.

Handrails on the companionway and along the coach roof provide security under way.

Optional extras include a transverse top cupboard, top loading deep freezer, front opening fridge, Nespresso coffee machine, microwave and foot pumped saltwater tap.



Nav station

The standard layout of the Xc 42 features a dedicated forward facing navigation station. It is the Xc 42's communication centre with ample room for literature and navigational instruments, as well as being the main hub for the yacht's electrical systems.

The nav station includes a large chart table with paper chart storage and drawers below. The top cupboard above the chart table can house a chart plotter. Additional instruments and VHF are fitted

outboard of the chart table. This panel also houses the main electrical distribution panel for the boat. Handy storage above and below the outboard instrument panel allow books, magazines etc. to be stored securely.

Above: The dedicated forward nav station with the chart plotter neatly hidden away in the top cupboard.

Right: Drawers have hidden runners that allow the drawer to be fully pulled out. The drawers feature soft close and self locking catches.





Owner's cabin

Owner's cabin with comfortable 150 mm cold foam mattresses has a double wardrobe with two drawers underneath.

Owner's en-suite head, located on port side, with a regular sized manually operated marine toilet, moulded sink with single lever luxury mixer tap, cupboard and mirror.

Dedicated shower compartment with acrylic doors and automatic electric sump pump. Space for optional washing machine (see pricelist for details).

Above: Book shelves with adjustable book brackets, LED interior lighting throughout. The V-shaped double berth has a removable "insert" to bridge the gap, shown fitted.

Right: Owner's cabin en-suite heads with standard single lever luxury mixer tap, moulded sink, cupboard and mirror.



Interior finishes




Standard fabrics



Nantes Ivory




Nantes Grey White



Brooks 13 Sahara



Brooks 09 Blue




Brooks 115 Silver Grey
(Standard)


Microfibre (optional)




Alsace Blue



Alsace Ivory




Alsace Sand



Nubilux 709 Argent

Galley work tops



Camoan White Corian



Black Quartz Corian

Floorboards




Teak & Holly

Above: Optional interior surface options:

Optional white top cupboards, veneered freeboards / lower cupboards in saloon, galley / nav station and owner's cabin.

Optional black Corian galley worktop.

The upholstery fabric shown above is Brooks 13 Sahara.



SAIL AREAS

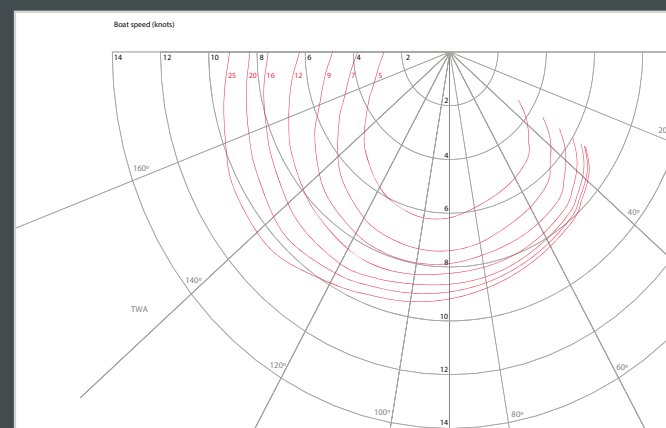
Mainsail	53.00 m ²	570 ft ²
Self tacking jib (90%)	36.8 m ²	396 ft ²
Genoa (108%)	44.2 m ²	476 ft ²
Genoa (140%)	57.3 m ²	617 ft ²
Asymmetric spinnaker	158.2 m ²	1,703 ft ²

DIMENSIONS

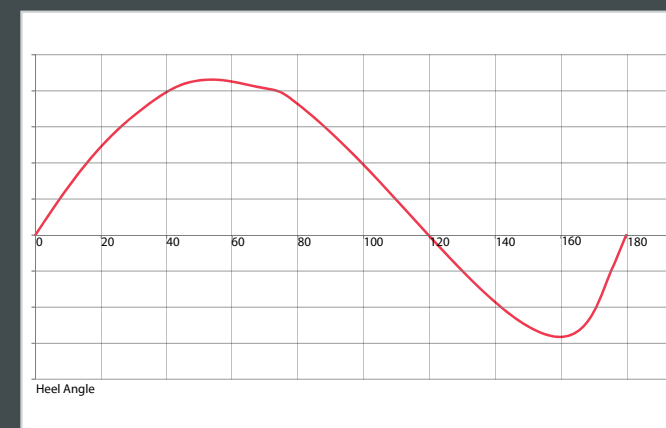
Hull length	12.81 m	42.03 ft
Waterline length	11.47 m	37.63 ft
Beam	4.10 m	13.45 ft
Draft (standard)	2.10 m	6.89 ft
Draft (shallow)	1.70 m	5.58 ft
Ballast (standard)	5,160 kg	11,376 lbs
Displacement light	11,400 kg	25,133 lbs

ENGINE / TANKS

Engine diesel	40 kW	55 HP
Fuel capacity	250 Ltr	66 (US) gal
Water capacity	520 Ltr	137 (US) gal



Polar Diagram for Xc 42 with standard keel and fully loaded for cruising



Stability Curve for Xc 42 with standard keel and fully loaded for cruising.

This brochure is not contractual. All descriptions, illustrations etc. are indicative. X-YACHTS A/S reserves the right to modify or improve the specification without prior notice. August 2014.

X-C 42

X-Yachts
WORLDWIDE SALES SINCE 1976