




2016/17
Allocations
Presentation

NSFAS Toward a student-centred approach



**PORTFOLIO COMMITTEE ON HIGHER
EDUCATION AND TRAINING, 10 FEBRUARY 2016
TOMORROW STARTS NOW**

PRESENTATION OVERVIEW

- 1 2016/17 Allocations
- 2 Rollout of the student centred model
- 3 Communication
- 4 Future Focus
- 5 Additional Funding
- 6 NSFAS Criteria
- 7 Provincial Spend
- 8 Communication



2016/17 ALLOCATIONS

Source	Amount
DHET - Universities	R4.3bn
DHET - TVET Colleges	R2.3bn
National Skills Fund (Provisional)	R800m
Department of Basic Education - Funza Lushaka	R1bn
Department of Social Development (Provisional)	R 276m
NSFAS Recoveries	R350m
Universities' own funding (Estimated)	R 250m
Sector Education and Training Authorities (Estimated)	R365m
Other Funders	R370m
Sub-Total	R10bn
Additional funding for student's historic debt	2.543bn
Additional funding for students to continue	2.039bn
Total	R14.582bn

2016/17 ALLOCATIONS – TVET COLLEGES

Province	Number of colleges	Allocation	Upfront Paid
Eastern Cape	8	293,891,000.00	44,083,650.00
Free State	4	143,301,000.00	21,495,150.00
Gauteng	8	519,179,000.00	77,876,850.00
Kwazulu-Natal	9	452,227,000.00	67,834,050.00
Limpopo	7	345,975,000.00	51,896,250.00
Mpumalanga	3	162,154,000.00	24,323,100.00
North West	3	115,513,000.00	17,326,950.00
Northern Cape	2	45,324,000.00	6,798,600.00
Western Cape	6	243,979,000.00	36,596,850.00
Total	50	2,321,543,000.00	348,231,450.00

2016/17 ALLOCATIONS – UNIVERSITIES

The following allocations are only based on confirmed funding from the DHET and NSF:

Province	Number of universities	Allocation	Upfront paid
Eastern Cape	4	1,281,382,274.97	208,962,215.00
Free State	2	348,166,712.50	79,142,562.00
Gauteng	7	2,601,195,103.06	489,776,041.00
KwaZulu-Natal	4	1,556,290,116.26	286,410,754.00
Limpopo	2	846,360,832.27	146,287,203.00
Mpumalanga	1	7,600,000.00	724,400.00
Northern Cape	1	12,100,000.00	1,623,336.00
Northwest Province	1	302,425,855.93	58,519,303.00
Western Cape	4	723,878,396.58	188,301,489.00
Total	26	7,679,399,291.57	1,459,747,303.00
CONDUIT FUNDS		6,902,600,708.43	

ROLL OUT OF THE STUDENT CENTRED MODEL

R19billion

Disbursed in the first **20 years**



R31 billion
Disbursed in the last 4 years



R1.3billion
paid via the pilot model

STUDENT-CENTRED MODEL PILOT INSTITUTIONS

UNIVERSITIES:

NMMU, Venda, Sol Plaatje, Mpumalanga, UNISA, DUT

TVET COLLEGES:

Motheo , King Hintsa South Cape, Umfolozi, Ekurhuleni East, Ekurhuleni West, Central Joburg, Tshwane North, Orbit, False Bay, College of Cape Town, West Coast, Buffalo City, Port Elizabeth, Vhembe and Northlink

15% Pilot represents 15% of NSFAS-funded students

2015/16: 30% of students (11 TVET Colleges)

2016/17: 80% of students

2017/18: 100% of students

ROLL OUT OF THE NEW STUDENT CENTRED MODEL_(CONT.)

Student
Centred
Model

2015



48 795

Students assisted

R277 million disbursed via sBux

ADDITIONAL FUNDING

PRESIDENT JACOB ZUMA

January 8th Statement

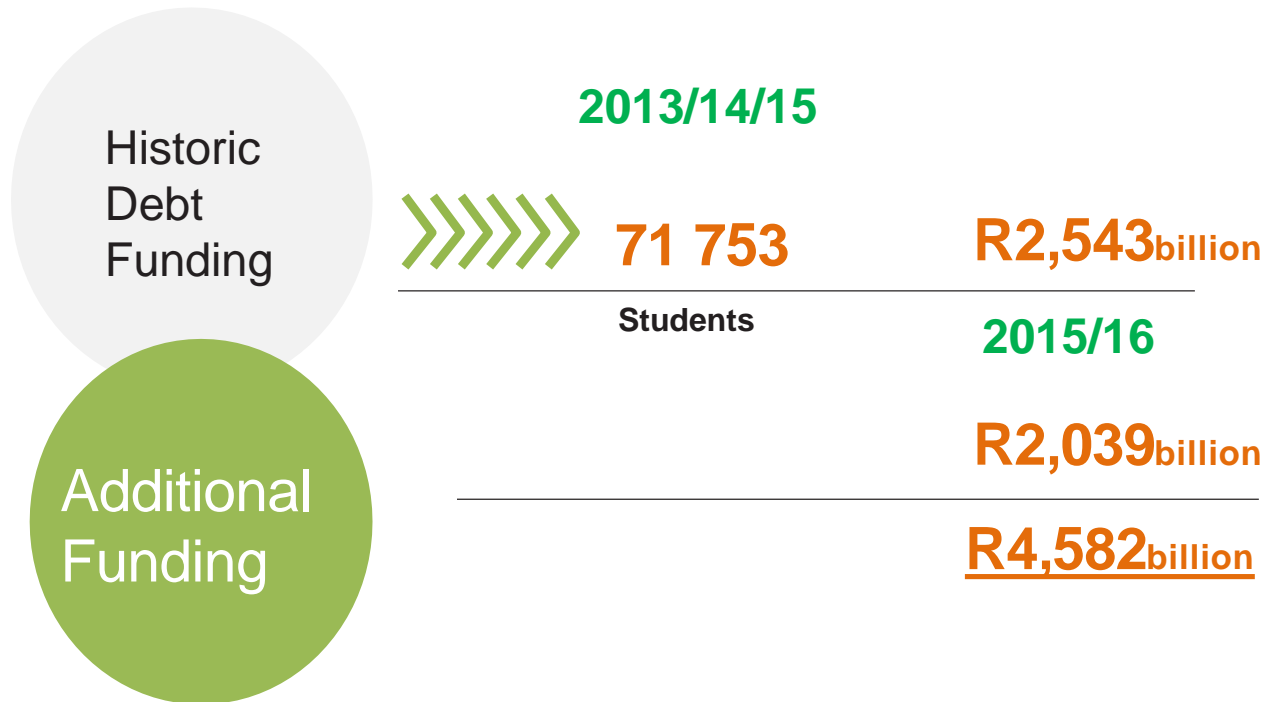
Government has listened to the concerns raised by students and will reprioritise R4.582 billion of State funding in the 2016/17 financial year to be allocated to the National Student Financial Aid Scheme

Provide for loans amounting **R2.543 billion to assist 71 753 identified students**, who qualified for NSFAS funding but were either partially or not funded at all over the past three academic years.

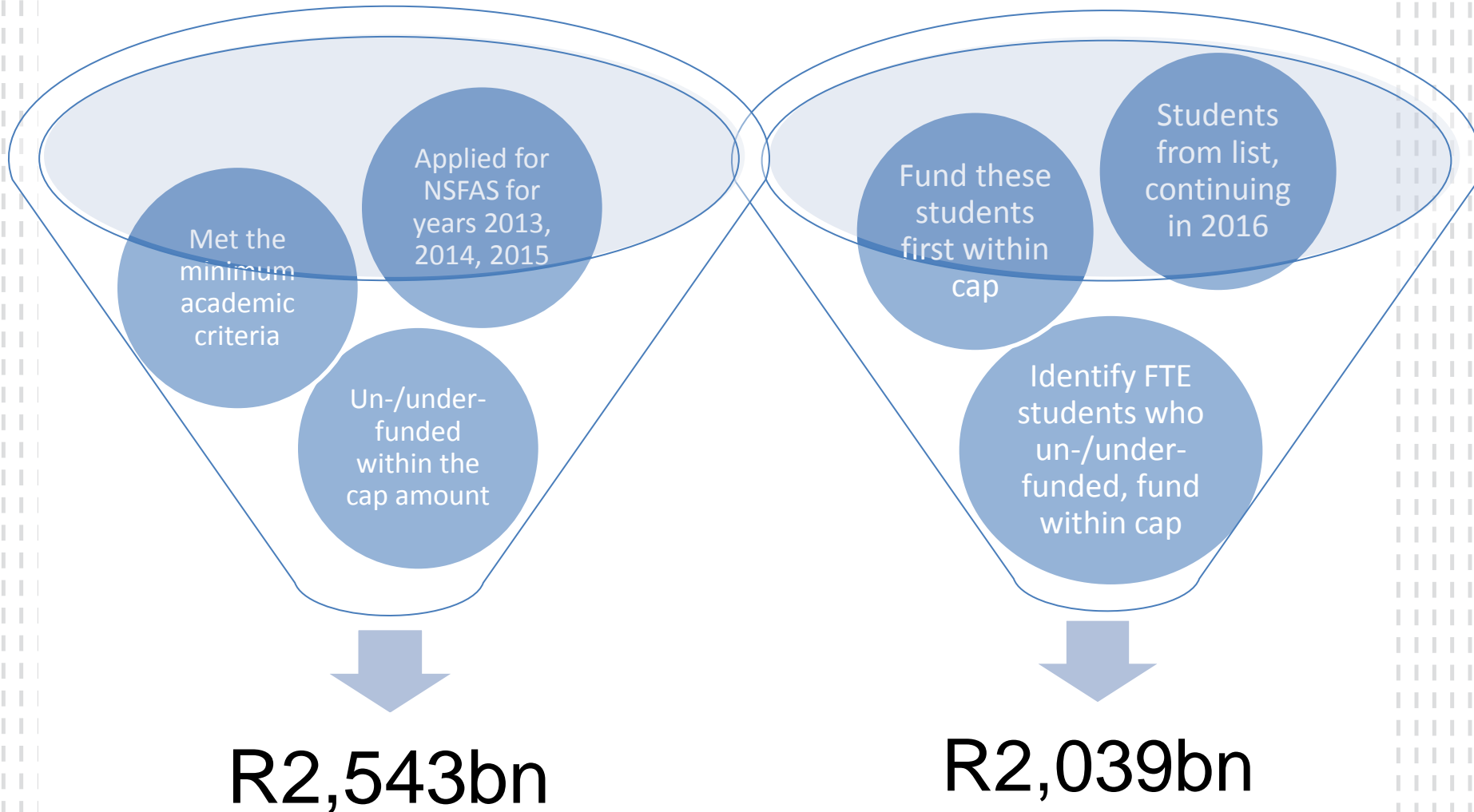
An additional allocation of **R2.039 billion to ensure that any of these students, still in the university system in 2016**, are supported financially to continue and complete their qualifications.

University students that meet the NSFAS means **test will not be required to pay upfront payments or registration fees** when registering for the 2016 academic year.

ADDITIONAL FUNDING (CONT.)




HOW WILL THE FUNDING BE ADMINISTERED?



NSFAS CRITERIA

To qualify, students must have been studying between 2013 and 2015 – they would have been ***unfunded*** or ***underfunded*** although they ***qualified*** for NSFAS funding

MUST have applied for NSFAS funding and the results of their means test should be available



Payment will be effected for students who are still studying, dropped out or graduated within the stipulated academic years

Universities were required to submit the names, ID numbers, cell phone numbers, email addresses, amount owed per year of registration and the means test results for the same students on the list to the DHET

These students – if they met the criteria for funding and were included in the list to the DHET – can register as NSFAS will pay the amounts owed minus interest

NSFAS CRITERIA (CONT.)

Qualified for NSFAS funding meet the criteria

Academic criterion: To receive funding, students need to have been a **registered undergraduate** student in either 2013, 2014 or 2015, and have had a courses passed rate of 50% in the prior year. This means that:

- To qualify for 2013 year, 50% minimum in 2012
- To qualify for 2014 year, 50% minimum in 2013
- To qualify for 2015 year, 50% minimum in 2014
- In addition, the student must have been within N+2.

Financial Need criterion: To receive funding, students need to:

- Have submitted a financial aid application form for either the 2013, 2014 or 2015 academic year (as part of the usual process – these are not students who are applying now for the prior year);
- Have been means-tested and have an EFC value;
- Have been ranked on the basis of their EFC and not been funded on the basis of insufficient funds.

WHAT DID THE CIRCULAR SAY?

- Funding will be available as loans that can be converted to bursaries in terms of the NSFAS rules:
 - Implication: Academic results for each year of study must accompany the LAF and ID document, and will need to be included on the claims template
- NSFAS will pay the capital amount owed by the student to the university. No interest will be paid and should be reversed off the fee account.
- There is a loan agreement form for this Historic Debt funding – one form for 2013 to 2015 years inclusively (sent already). A second form will need to be completed for the additional funding for the 2016 academic year, for both continuing and first-time entering students:
 - Implication: A student on the list who has 2013, 2014 and 2015 debt, and is studying in 2016 will sign two different forms.

WHO CAN SIGN A LAF?

Historic Debt 2013-5

LAF amount capped to the ff values:

- R60 000 for 2013
- R64 000 for 2014
- R67 200 for 2015

LAF amount will be equal to difference between recommended award and paid amount to the capped value. One LAF for all 3 years. No allowances.

Only students on list to DHET that meet criteria.

Continuing students in 2016

Separate LAF for 2016 fee debt.

Only students in DHET lists who are continuing into 2016.

LAF amount will be equal to recommended award, capped to R71 800.

Priority to address tuition and residence, then allocate allowances.

First-time entering in 2016

Lists of unfunded or under-funded students will be sent to NSFAS 10 days after close of registration, with all costs.

On this basis, NSFAS will determine an allocation from the remainder of the funds in the bucket. Universities will then rank and fund on the basis of EFC to the value allocated and within cap amount.

COMMUNICATION



**NSFAS communication
with stakeholders in
various ways since the
beginning of the 2016
Academic Year.**

Circulars:

- were sent to universities and colleges including the Historic Debt circular.
- Qualification criteria

Workshops:

- Financial Aid Officer Historic Debt workshop on Friday, 5 Feb

Meetings :

- NSFAS met with SETA CEO's and seminar is planned for SETA's on 18 Feb 2016
- NSFAS met with Student Formations and SRC's

Institutional Visits:

- We deployed 23 NSFAS officials at the 11 Phase 2 TVET Colleges for three weeks.
- We have roving visiting universities across the country.

Media Engagements:

- Recoveries
- NSFAS rules

FUTURE FOCUS



Increase funding for student financial aid through fundraising and improving recoveries

Rolling out new student centred model to 100% of NSFAS students by 2019

Develop a product for the Missing Middle

Improving relations with students & maintaining collaborations with current funders

2016/17 ALLOCATIONS – UNIVERSITIES

NORTH-WEST

R302million

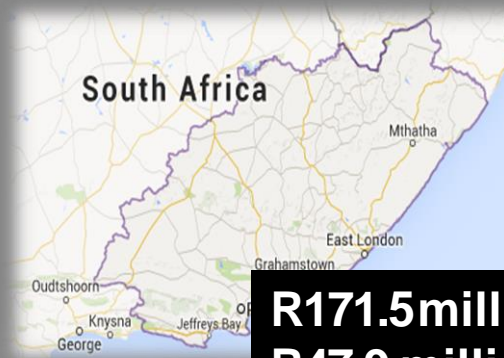


R302million UNW



2016/17 ALLOCATIONS – UNIVERSITIES (CONT).

EASTERN CAPE
R1.28 billion



16.7%

R171.5million NMMU
R47.9 million Rhodes
R531.6million WSU
R530million Fort Hare



2016/17 ALLOCATIONS – UNIVERSITIES (CONT).

GAUTENG

R2.6 billion



33.8%

R387 million UNISA
R683million UJ
R259million WITS
R638million TUT
R294 million UP
R64 million Sefako
R274.9million VUT



2016/17 ALLOCATIONS – UNIVERSITIES (CONT).

**WESTERN
CAPE**

R723million



R151.5 million UCT
R209 million UWC
R73.9 million Stellenbosch
R289 million CPUT



2016/17 ALLOCATIONS – UNIVERSITIES (CONT).

LIMPOPO
R846million



11%

R480.5million UL
R367million Venda



2016/17 ALLOCATIONS – UNIVERSITIES (CONT).

KWAZULU-NATAL

R15 billion



20%

**R330 million DUT
R468 million KZN
R226million Mangosuthu
R531.9million Zululand**

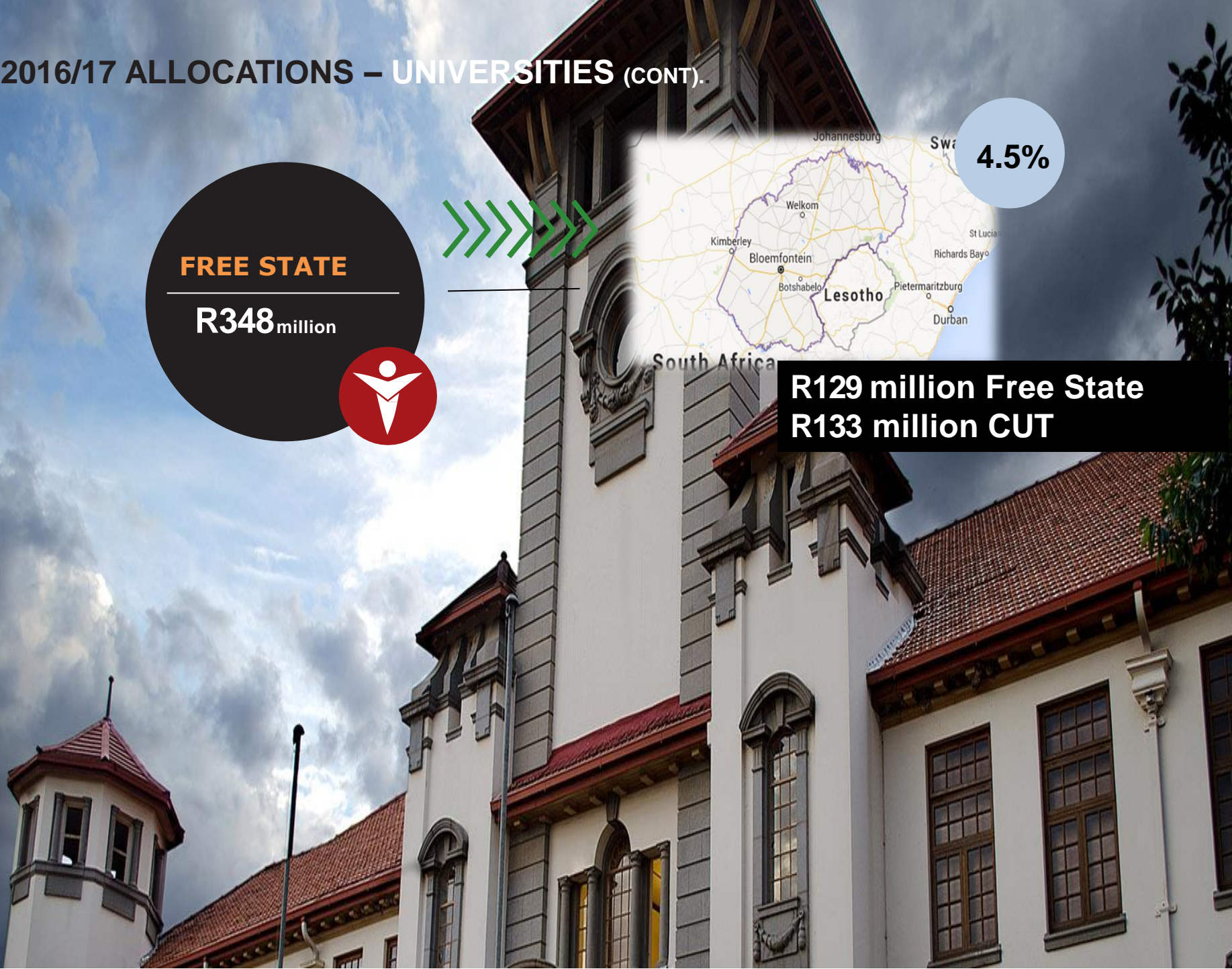


2016/17 ALLOCATIONS – UNIVERSITIES (CONT).

FREE STATE
R348 million



R129 million Free State
R133 million CUT



2016/17 ALLOCATIONS – UNIVERSITIES CONT.

NORTHERN CAPE
R12.1 million




<1%

R12.1 million Sol Plaatje



**SOL PLAATJE
UNIVERSITY**

2016/17 ALLOCATIONS – UNIVERSITIES (CONT).



**UNIVERSITY OF
MPUMALANGA**

THE END