

## CONTENTS

<b>SECTION 1</b>	<b>ENGINES.....</b>	K-1-1 through K-1-22
<b>SECTION 2</b>	<b>ENGINE SYSTEMS.....</b>	K-2-23 through K-2-35
<b>SECTION 3</b>	<b>ELECTRICAL.....</b>	K-3-36 through K-3-37
<b>SECTION 4</b>	<b>POWER TRAIN.....</b>	K-4-38 through K-4-39
<b>SECTION 6</b>	<b>HITCH AND HYDRAULICS.....</b>	K-6-40 through K-6-43
<b>SECTION 7</b>	<b>FORAGE AND HARVESTING.....</b>	K-7-44 through K-7-44
<b>SECTION 9</b>	<b>MISCELLANEOUS.....</b>	K-9-45 through K-9-47

*Alphabetical Index Follows*

**ALPHABETICAL INDEX**

- A**  
 Air Filter, 31  
 Alternator, 36  
 Arm, Three Point Leveling, 43  
 Arm, Three Point Lift, 43  
 Assembly, Seat, 45
- B**  
 Bearing  
   Clutch Release, 39  
 Block Heater, 34  
 Bolt, Cultivator Clamp, 44  
 Box, Hydraulic Valve Mount, 41
- C**  
 Clamp, Hydraulic Coupler, 41  
 Clamp, Rear Wheel, 39  
 Clutch  
   Disc, 38  
   Pressure Plate, 38  
   Release Bearing, 39  
 Cooling Systems  
   Water Pumps, 34  
 Coupler Clamp, Hydraulic, 41  
 Cultivator Clamp Bolt, 44  
 Cylinder, Side Link, 40  
 Cylinder, Top Link, 40
- D**  
 Disc, Clutch, 38
- E**  
 Electrical  
   Alternators, 36  
   Heater, Engine, 34  
   Regulator, Voltage, 36  
   Starters, 37  
 Engines  
   Filters, Air, 31  
   Filters, Fuel, 32  
   Filters, Oil, 33  
   Heater, Block, 34  
   Mufflers, 23  
   Pipe, Exhaust, 23  
   Pumps, Water, 34  
 Exhaust System  
   Mufflers, 23  
   Pipe, Extension, 23
- F**  
 Filters  
   Air, 31  
   Fuel, 32  
   Oil, Engine, 33  
   Oil, Hydraulic, 42  
 Fork, Three Point Leveling, 43
- Fuel Systems  
   Filter, Air, 31  
   Filter, Fuel, 32
- H**  
 Handle Kit, Valve, 41  
 Handle, Hydraulic Valve, 41  
 Heater, Engine Block, 34  
 Hose  
   Hydraulic Assemblies, 41 to 42  
 Hydraulic  
   Box, Valve Mount, 41  
   Clamp, Coupler, 41  
   Coupler Kit, 41  
   Cylinder, Side Link, 40  
   Cylinder, Top Link, 40  
   Handle Kit, Valve, 41  
   Hose Assemblies, 42  
   Kit, Remote Adapter, 42  
   Kit, Top and Side Link Cylinder Seal, 42  
   Knob, Valve Handle, 41  
   Seal, Cylinder, 42  
   Valve, 40
- K**  
 Kits  
   Coupler, Hydraulic, 41  
   Hydraulic Remote Adapter, 42  
   Three Point Hitch, 43  
   Top and Side Link Cylinder Seal, 42  
 Knob, Hydraulic Valve Handle, 41
- L**  
 Lift Arm, Three Point, 43
- M**  
 Mufflers, 23
- O**  
 Oil Filter, Engine, 33  
 Oil Filter, Hydraulic, 42
- P**  
 Paint  
   Aluminum, 46  
   Black, 46  
   Hardener, 47  
   OEM, 45  
   Primer, 46  
   White, 46  
 Pan Seat, 45  
 Pipe, Exhaust, 23  
 Pressure Plate, Clutch, 38  
 Primer, 46  
 Pumps  
   Water, Engine, 34

Replacement parts to fit

**KUBOTA**

**R**

Rim Clamp, Rear, 39

**S**

Seat, 45

Stabilizer, Chain, Three Point, 43

Stabilizer, Three Point, 43

Starter, 37

**T**

Three Point Hitch

Arm, Leveling, 43

Arm, Lift, 43

Fork, Leveling, 43

Kit, Complete, 43

Seal, Top and Side Link Cylinder, 42

Stabilizer, 43

Stabilizer, Chain, 43

Top Link, 43

Top Link, Three Point, 43

**V**

Valve, Hydraulic, 40

Voltage Regulator, 36

**W**

Water Pumps, 34

Wheel

Clamp, Rear, 39

**Kubota Model to Engine Reference**

Tractor	Engine
B1550	D850-5B
B1700	D905
B1750	D950-DT
B20TLB	D950-DT
B2100	D1005
B2150	V1200-5B
B2400	D1105
B4200	Z600
B5100	Z500
B5200	D750
B6000	ZL600
B6100	D650
B6200	D850LA
B7100	D750A
B7200	D950-LA
B8200 (EARLY)	D950-A
B8200 (LATE)	D950-DT
B9200	V1200-A
BX22	D905-E-BX
BX2200	D905-E-BX
F2000	D950-FM
F2100	D950-FM
F2400	D1105-F
FZ2100	D905-FZ
FZ2400	D1105-F
G1800	D662
G1900	D722
G3200	Z400
G4200	Z430
G5200	D600
G6200	D640
L185	Z751A
L200	Z1100A
L2050DT	D1102AE
L2050F	D1102AE
L210	Z1100A
L2250DT/T	D1302-DI-A
L2250F	D1302-DI-A

Tractor	Engine
L2250GST	D1302-DI-A
L225DT	D1100A
L225F	D1100A
L235 DTC/DTSC	D1102A
L235 FC/FS	D1102A
L2350DT	D1102AE
L2350F	D1102AE
L245DT	DH1101-A
L245F	D1101-A
L245HC	DH1101-A
L2500DT	D1403-AE
L2500F	D1403-AE
L2550	D1402DI-A
L2600F/DT	D1403-AE
L260F	D1160A
L2650DT	D1402DI-A
L2650DT-W	D1402DI-A
L2650F	D1402DI-A
L275DT	D1302A
L275DTS/DTSC	D1302A
L275F/FS	D1302A
L2850DT/T	V1702-DI-A
L2850F	V1702-DI-A
L2850GST	V1702-DI-AE
L285F	V1500-A
L2900DT/GST	D1503-L-A
L2900F	D1503-L-A
L2950DT-W	D1462-DI-AE
L295DT	D1301-A
L295F	D1301-A
L3000F/DT	D1503-ELA
L3010F/DT	D1503-L-AN
L3010GST	D1503-L-AN
L3010HST	D1503-L-AN
L305DT	D1301-DA
L305F	D1301-DA
L3250DT	V1902-DI-A
L3250F	V1902-DI-A

**TISCO may not offer parts for all engines listed**

**Kubota Model to Engine Reference**

Tractor	Engine
L3300DT/GST	D1703-A
L3300F	D1703-A
L3350HDT	V1902-DI-A
L3350MDT	V1902-DI-A
L3410DT	D1703-A
L3410GST	D1703-AN
L3410HST	D15030-L
L3450DT	V1902-DI-AE
L3450DT-W	V1902-DI-AE
L3450F	V1902-DI-AE
L345DT	V1902-D1-AE
L345FL	V1501-DA
L35	D1703TLB
L355SS	D1301-DA
L3600DT/GST	V1903-A
L3600DTC	V1903-A
L3600GSTCA	V1903-A
L3650DT	V1902-DI-X-A
L3650DTW	V1902-DI-X-A
L3650F	V1902-DI-X-A
L3650GST	V1902-DI-X-A
L36750HDT	F2302-DI-L
L3710DT	V1903-AN
L3710GST	V1903-AN
L3710HST	V1903-AN
L3710HSTC	V1903-AN
L3750HDT	F2302-DI-L
L3750HF	F2302-DI-L
L3750MF	F2302-DI-L
L4150DTN	F2302-DI
L4150HDT	F2302-DI
L4150HF	F2302-DI
L4150MDT	F2302-DI
L4150MF	F2302-DI
L4200F/GST	V2203A
L4200GSTC	V2203A
L4200GSTCA	V2203A
L4200T/GST	V2203A

Tractor	Engine
L4300DT	V2203
L4300F	V2203
L4310F/DT	V2203-AN
L4310GST	V2203-AN
L4310GSTC	V2203-AN
L4310HST	V2203-AN
L4310HSTC	V2203-AN
L4350DT-W	V2203-DI
L4350HDT	V2203-DI
L4350MDT	V2203-DI
L4610GST	V2203-EHA
L4610HST	V2203-EHA
L4610HSTC	V2203-EHA
L4850HDT-W	F2503-DI
L5450HDT-W	F2803-DI
M4000F	S2200A
M4030DT	S2602-DI-A
M4030DTL	S2602-DI-A
M4030F	S2602-DI-A
M4030L	S2602-DI-A
M4030MDT	S2602-DI-A
M4030MDTL	S2602-DI-A
M4030MF	S2602-DI-A
M4030ML	S2602-DI-A
M4030SU	F2402-DI-A
M4030SU-TF	F2402-DI-A
M4050DT	S2600-AL
M4050F	S2600
M4500DT	S2200A
M4500F	S2200A
M4500OC	S2200A
M4700	F2803
M4950DT	S2800A
M4950F	S2800A
M5030DT	S2802-DI-A
M5030DTL	S2802-DI-A
M5030F	S2802-DI-A
M5030L	S2802-DI-A

**TISCO may not offer parts for all engines listed**

**Kubota Model to Engine Reference**

Tractor	Engine
M5030MDTL	S2802-DI-A
M5030MF	S2802-DI-A
M5030ML	S2802-DI-A
M5030SU	S2802-DI-A
M5030SU DT	S2802-DI-A
M5030SUMDT	D2802-DI-A
M5400	F2803-L-A
M5500DT	D3000A
M5500F	D3000A
M5950DT	D3200
M5950DTC	D3200
M5950F	D3200
M5950FC	D3200
M6030DT	D3200-2A
M6030DTL	D3200
M6030DTN	D3200-2A
M6030DTN-B	D3200-2A
M6030F	D3200
M6800	V3300-E
M6950DT	V4000-2A
M6950DTC	V4000-2A
M6950F	V4000-2A
M6950FC	V4000-2A
M7030DT	V40003A
M7030DTN-B	V4000-5A
M7030F	V4000-3AI
M7030N	V40004A
M7030SU	V40003AI
M7030SUOT	V4000AI
M7500DT	V4000DT
M7500DTL	V4000
M7500F	V4000
M7500L	V4000
M7580	V4302
M7950DT	V4300A
M7950DTC	V4300
M7950DTM	V4300
M7950F	V4300

Tractor	Engine
M7950HC	V4300
M7950W	V4300
M8030	V4300
M8580	V4702
M8950	V4300 (TURBO)
M9580	V4702 (TURBO)

**TISCO may not offer parts for all engines listed**

**Bobcat Model to Engine Reference**

Model Number	Machine Type	Engine Model	Comments	Engine Manufacture
231	COMPACT EXCAVATOR	D1902		Kubota
231	COMPACT EXCAVATOR	D1902		Kubota
320	COMPACT EXCAVATOR	D750		Kubota
320	COMPACT EXCAVATOR	D750		Kubota
320	COMPACT EXCAVATOR	D722B		Kubota
322	COMPACT EXCAVATOR	D722-EB		Kubota
322	COMPACT EXCAVATOR	D722B		Kubota
325	COMPACT EXCAVATOR	D1402		Kubota
325	COMPACT EXCAVATOR	D1703-EB		Kubota
328	COMPACT EXCAVATOR	D1703-EB		Kubota
328	COMPACT EXCAVATOR	D1703-M-E2B		Kubota
331	COMPACT EXCAVATOR	D1902		Kubota
331	COMPACT EXCAVATOR	D2203-B		Kubota
331	COMPACT EXCAVATOR	D2203-B		Kubota
334	COMPACT EXCAVATOR	D2203-EB		Kubota
334	COMPACT EXCAVATOR	V2203-M-DI-E28		Kubota
337	COMPACT EXCAVATOR	V2003-T-EB		Kubota
337	COMPACT EXCAVATOR	V2203-B		Kubota
337	COMPACT EXCAVATOR	V2003-T-EB		Kubota
341	COMPACT EXCAVATOR	V2203-B		Kubota
341	COMPACT EXCAVATOR	V2003-T-EB		Kubota
341	COMPACT EXCAVATOR	V2003-M-DI-TE2B		Kubota
430	COMPACT EXCAVATOR	V2203-M-DI*		Kubota
430	COMPACT EXCAVATOR	V2203-M-DI*		Kubota
435	COMPACT EXCAVATOR	V2203-M-DI*		Kubota
440	Skidsteer	KT-17QS Gasoline		Kohler
443	Skidsteer	D750B	15HP	Kubota
453	Skidsteer	D-750B		Kubota
463	Skidsteer	D-722-EB	15.7HP	Kubota
463	Skidsteer	D1005-E	22.5HP	Kubota
520	Skidsteer	K582S Gasoline		Kohler
530	Skidsteer	K582S Gasoline		Kohler
540	Skidsteer	K582S Gasoline		Kohler
540	Skidsteer	K582S Gasoline		Kohler
543	Skidsteer	2AA1 Diesel	2 Cylinder	#N/A!
543	Skidsteer	D905		Kubota

**\*TISCO offers parts for these engine models  
TISCO may not offer parts for all engines listed**

**Bobcat Model to Engine Reference**

Model Number	Machine Type	Engine Model	Comments	Engine Manufacture
553	Skidsteer	D950B		Kubota
553	Skidsteer	D1005B	22.5HP	Kubota
553	Skidsteer	D1105B	25HP	Kubota
630	Skidsteer	VH40 Gasoline		Wisconsin
631	Skidsteer	F2L411D Diesel	2 Cylinder 26HP	Deutz
631	Skidsteer	F2L411D Diesel	2 Cylinder 28HP	Deutz
632	Skidsteer	14-98 Gasoline		Ford
641	Skidsteer	F2L511 Diesel	2 Cylinder 27.6HP	Deutz
642	Skidsteer	14-98 Gasoline		Ford
643	Skidsteer	D1402-BA	28.5HP	Kubota
720	Skidsteer	VH4-D Gasoline/LP		Wisconsin
721	Skidsteer	F2L411	2 Cylinder 27.5HP	Deutz
722	Skidsteer	14-98 Gasoline		Ford
731	Skidsteer	F2L511D	2 Cylinder 32HP	Deutz
732	Skidsteer	14-98 Gasoline		Ford
741	Skidsteer	F2L511D	2 Cylinder 29.7HP	Deutz
742	Skidsteer	14-98 Gasoline		Ford
743	Skidsteer	V1702 BA		Kubota
751	Skidsteer	XUD9	4 Cyl 38HP	Peugeot
751	Skidsteer	V1903-B		Kubota
751	Skidsteer	V1903-EB		Kubota
753	Skidsteer	V2203B*		Kubota
753	Skidsteer	V2203B*		Kubota
753	Skidsteer	V2203B*		Kubota
753	Skidsteer	V2203-EB*		Kubota
763	Skidsteer	V2203-EB*		Kubota
763	Skidsteer	V2203-EB*		Kubota
763	Skidsteer	V2203-EB*		Kubota
773	Skidsteer	V2203-EB*		Kubota
773	Skidsteer	V2203-EB*		Kubota
773	Skidsteer	V2203-EB*		Kubota
825	Skidsteer	4.108 (Perkins)		Perkins
843	Skidsteer	4.15		Perkins
843	Skidsteer	4JBIPK-01		Isuzu
853	Skidsteer	4JBIPK-03		Isuzu
853	Skidsteer	4JBIPK-03		Isuzu

***\*TISCO offers parts for these engine models***  
**TISCO may not offer parts for all engines listed**



**Bobcat Model to Engine Reference**

Model Number	Machine Type	Engine Model	Comments	Engine Manufacture
863	Skidsteer	4.154/200		Perkins
863	Skidsteer	BF4M1011	4 Cyl 73HP	Deutz
863	Skidsteer	BF4M1011		Deutz
863	Skidsteer	BF4M1011F	Turbocharged	Deutz
873	Skidsteer	BF4M1011		Deutz
873	Skidsteer	BF4M1011		Deutz
873	Skidsteer	BF4M1011F		Deutz
873	Skidsteer	BF4M1011F	Turbocharged	Deutz
943	Skidsteer	4.24		Perkins
953	Skidsteer	4.24		Perkins
963	Skidsteer	1004.40T		Perkins
963	Skidsteer	1004.40T	Turbocharged	Perkins
974	Skidsteer	4.24		Perkins
1600	ARTICULATED LOADERS	V1702*		Kubota
7753	Skidsteer	V2203-B		Kubota
542B	Skidsteer	VSG-411 Gasoline		Ford
642B	Skidsteer	4G32 Gasoline		Mitsubishi
742B	Skidsteer	4G32 Gasoline		Mitsubishi
A300	ALL WHEEL LOADERS	V3300/V3300D1	Turbocharged	Kubota
A300	ALL WHEEL LOADERS	BF4M1011F	Turbocharged	Deutz
980	Skidsteer	4BT 3.9T		Cummins
M500D	Skidsteer	F2L310	2 Cyl 21HP	Deutz
M600D	Skidsteer	FL2410	2 Cyl 24HP	Deutz
M611	Skidsteer	F2L411	2 Cyl 27.5HP	Deutz
220	COMPACT EXCAVATOR	D750		Kubota
225	COMPACT EXCAVATOR	D1402		Kubota
225	COMPACT EXCAVATOR	D1402		Kubota
323	Excavator	D722		Kubota
323	Excavator	D722	Tier 2	Kubota
323	Excavator	D722		Kubota
323	Excavator	D722	Tier 2	Kubota
442	COMPACT EXCAVATOR	BF4M1012E	Turbocharged	Deutz
733	Skidsteer	V1702*	36HP	Kubota
864	Skidsteer	BF4M1011		Deutz
864	Skidsteer	BF4M1011F		Deutz
883	Skidsteer	BF4M1011F	Turbocharged	Deutz

**\*TISCO offers parts for these engine models  
TISCO may not offer parts for all engines listed**

**Bobcat Model to Engine Reference**

Model Number	Machine Type	Engine Model	Comments	Engine Manufacture
331E	COMPACT EXCAVATOR	D2203-B*		Kubota
331E	COMPACT EXCAVATOR	D2203-M-D1-E28*		Kubota
443B	Skidsteer	D750B	15HP	Kubota
543B	Skidsteer	D950B	19.5HP	Kubota
743B	Skidsteer	V1702 BA*		Kubota
743DS	Skidsteer	V1702 BA*		Kubota
753H	Skidsteer	V2203-B*		Kubota
753H	Skidsteer	V2203-B*		Kubota
753L	Skidsteer	V2203-B*		Kubota
763H	Skidsteer	V2203-EB*		Kubota
763H	Skidsteer	V2203-EB*		Kubota
763H	Skidsteer	V2203-EB*		Kubota
773 500K	Skidsteer	V2003T-EB		Kubota
773 Turbo	Skidsteer	V2003T-EB		Kubota
773G	Skidsteer	V2003T		Kubota
773G	Skidsteer	V2003T		Kubota
863H	Skidsteer	BFM1011		Deutz
863H	Skidsteer	BF4M1011		Deutz
864H	Skidsteer	BF4M1011F	Turbocharged	Deutz
873H	Skidsteer	BF4M1011F		Deutz
873H	Skidsteer	BF4M1011F		Deutz
A220	ALL WHEEL LOADERS	BF4M1011F	Turbocharged	Deutz
B100	Backhoe	D1105T		Kubota
B100	Backhoe	D1105T		Kubota
B250	Backhoe	D1105T		Kubota
B250	Backhoe	D1105T		Kubota
MT52	MiniTrack	D722	Tier 2	Kubota
MT52	MiniTrack	D722	Tier 2	Kubota
MT52	MiniTrack	D722	Tier 2	Kubota
MT52	MiniTrack	D722	Tier 2	Kubota
MT55	MiniTrack	D902	Tier 2	Kubota
MT55	MiniTrack	D902	Tier 2	Kubota
S150	Skidsteer	V2203*		Kubota
S150	Skidsteer	V2203-M-DI*	Tier 2	Kubota
S150	Skidsteer	V2203*		Kubota
S150	Skidsteer	V2203-M-DI*	Tier 2	Kubota

**\*TISCO offers parts for these engine models  
TISCO may not offer parts for all engines listed**

**Bobcat Model to Engine Reference**

Model Number	Machine Type	Engine Model	Comments	Engine Manufacture
S-150	Skidsteer	V2203-M-DI*		Kubota
S-150	Skidsteer	V2203-EB		Kubota
S186	Skidsteer	V2003-M-DI-T	Tier 2	Kubota
T250	COMPACT TRACK LOADERS	V3300-DI	Turbocharged	Kubota
V300	Skidsteer	V3300-DI-T		Kubota
833	Skidsteer	4.15	54HP	Perkins
M970	Skidsteer	4.236 Perkins		Perkins
S130	Skidsteer	V2203-M-DI-E2B-BC-3		Kubota
S130	Skidsteer	V2203-M-DI*		Kubota
S160	Skidsteer	V2003-M-DI-T		Kubota
S160	Skidsteer	V2003-T-EB		Kubota
S175	Skidsteer	V2003-M-DI*		Kubota
S175	Skidsteer	V2203-EB*		Kubota
S185	Skidsteer	V2003-M-DI-TE2B-BC-3		Kubota
S185	Skidsteer	V2003-T-EB*		Kubota
S205	Skidsteer	V2403-M-DI-T		Kubota
S220	Skidsteer	V3300-DI-T		Kubota
S220	Skidsteer	V3300-DI	Turbocharged	Kubota
S250	Skidsteer	V3300-DI-T		Kubota
S250	Skidsteer	BFM1011F	Turbocharged	Deutz
S250	Skidsteer	V3300-T		Kubota
S300	Skidsteer	V3300-T		Kubota
T140	COMPACT TRACK LOADERS	V2203-M-DI*		Kubota
T180	COMPACT TRACK LOADERS	V2403-M-DI-TE2G-BC-1		Kubota
T180	COMPACT TRACK LOADERS	V2003-T-EB		Kubota
T190	COMPACT TRACK LOADERS	V2403-M-DI-TE2G-BC-1		Kubota
T190	COMPACT TRACK LOADERS	V2003-T-EB		Kubota
T190	COMPACT TRACK LOADERS	V2003-M-DI-T		Kubota
T200	COMPACT TRACK LOADERS	BF4M1011F	Turbocharged	Deutz
T300	COMPACT TRACK LOADERS	V3300-DI	Turbocharged	Kubota
T300	COMPACT TRACK LOADERS	V3300	Turbocharged	Kubota
730	Skidsteer	VH4D Gasoline		Wisconsin
M600	Skidsteer	VF4-D Gasoline		Wisconsin
M610	Skidsteer	VH4D Gasoline/LP		Wisconsin
M620	Skidsteer	VH4D Gasoline		Wisconsin
M700	Skidsteer	VH4D Gasoline/LP		Wisconsin

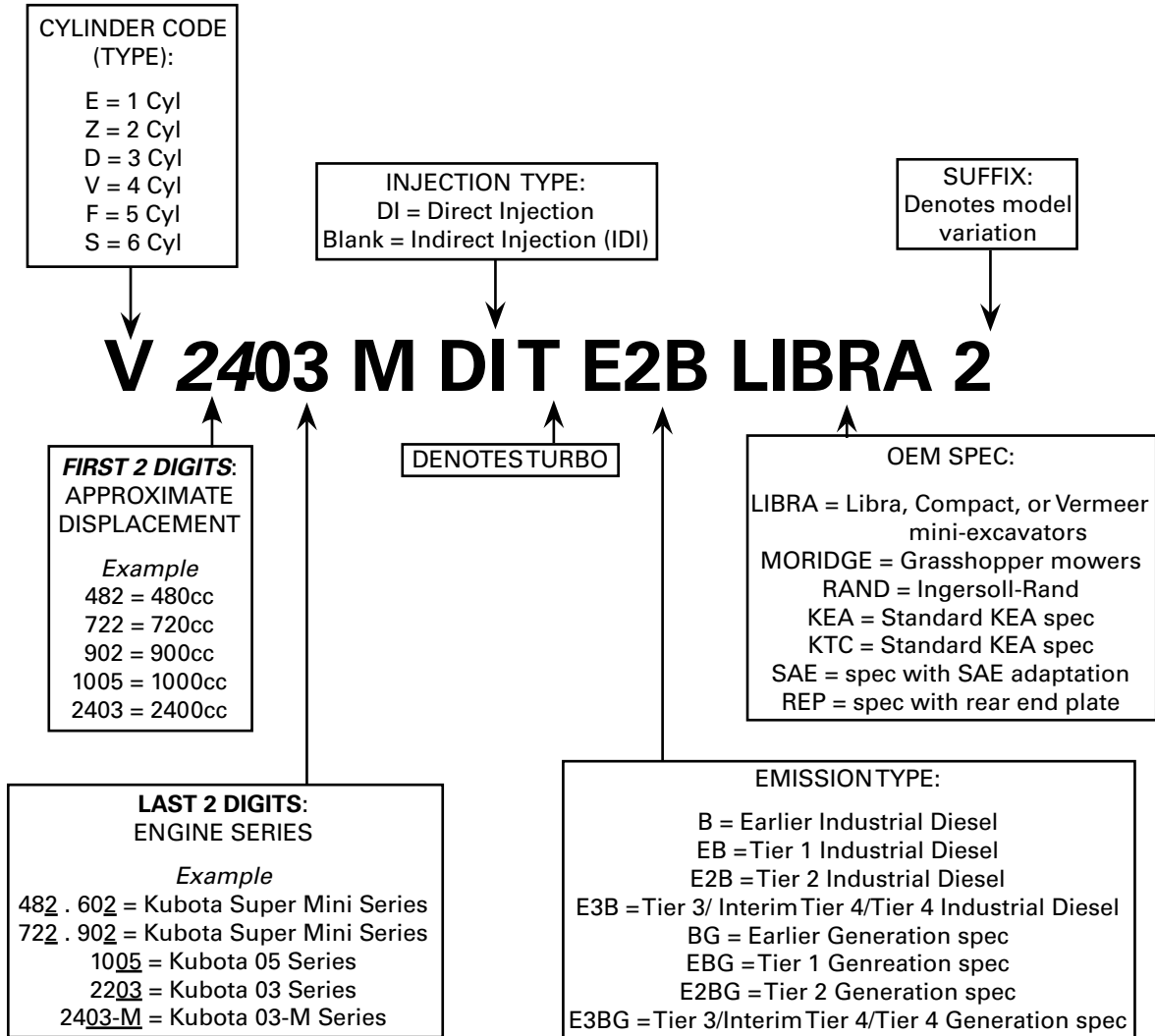
**\*TISCO offers parts for these engine models  
TISCO may not offer parts for all engines listed**

**Bobcat Model to Engine Reference**

Model Number	Machine Type	Engine Model	Comments	Engine Manufacture
56	COMPACT EXCAVATOR	3D72-2B		Komatsu
56	COMPACT EXCAVATOR	3D72-2B		Komatsu
76	COMPACT EXCAVATOR	3D75-2C		Komatsu
76	COMPACT EXCAVATOR	3D75-2C		Komatsu
100	COMPACT EXCAVATOR	3D84-1G		Komatsu
100	COMPACT EXCAVATOR	3D84-1A		Komatsu
116	COMPACT EXCAVATOR	3D95-S		Komatsu
116	COMPACT EXCAVATOR	3D95-S		Komatsu
130	COMPACT EXCAVATOR	4D95-L		Komatsu
313	Skidsteer	ZB600C		Kubota
450	Skidsteer	M-18S Gasoline		Kohler
533	Skidsteer	2AA1 Diesel	2 Cylinder	Isuzu
975	Skidsteer	4.28		John Deere
843B	Skidsteer	4JBIPK-01		Isuzu
843H	Skidsteer	4JBIPK-01		Isuzu
853H	Skidsteer	4JBIPK-03		Isuzu
853H	Skidsteer	4JBIPK-03		Isuzu
Farmboy	Skidsteer	M18QS Gasoline		Kohler
M200	Skidsteer	CCK Series Gasoline		Onan
M310	Skidsteer	K341-QS Gasoline		Kohler
M371	Skidsteer	K321-S Gasoline		Kohler
M400	Skidsteer	CCK Series Gasoline		Onan
M440	Skidsteer	CCK Series Gasoline/LP		Onan
M500	Skidsteer	CCK Series Gasoline/LP		Onan

***\*TISCO offers parts for these engine models***  
**TISCO may not offer parts for all engines listed**

## Engine Model Identification



### 4 simple questions to Find the Correct parts

1. Identify base engine model
  - a. *i.e. V2203*
2. What is the engine serial number?
  - a. *to s/n 3Z19998 = Tier 1*
  - b. *s/n 4A0001 & up = Tier 2*
3. What type of fuel system?
  - a. *Indirect injection (Threaded Screw in Injector)*
  - b. *Direct Injection (Push in Clamp type Injector)*
4. Which engine version?
  - a. *BG = Basic Generator*
  - b. *M = Fuel solenoid mounted on front cover*
  - c. *E = Fuel solenoid mounted on injection pump*

# 1

ENGINES

Replacement parts to fit

# KUBOTA

## Engine: D1703

1.7 Liters 3 Cylinder Kubota Diesel

Standard Bore 87mm"

Engine Serial Number: to 3Z19998

- INDIRECT INJECTION (threaded screw-in type injector)
- If no fuel shut-off solenoid is mounted on the front cover the engine is an 'E' Series

REPLACES

### Piston Kits

3 used per engine



616404-2177

Piston Kit, standard. Contains piston, pin, pin retainers, rings, and rod bushing

616404-2178

Piston Kit, .5mm oversize. Contains piston, pin, pin retainers, rings, and rod bushing

REPLACES

### Cylinder Parts

17331-21050

Ring set, standard (4 used per engine)

17331-21092

Ring set, .5mm (4 used per engine)

REPLACES

### Valves & Valve Parts



16484-13110

Valve, intake (3 used per engine)

16484-13120

Valve, exhaust (3 used per engine)

15221-13240

Spring, valve (6 used per engine)

REPLACES

### Crankshaft Bushings

17311-23472

Front crankshaft bushing, standard



REPLACES

### Rod Bearings

3 used per engine



17311-22311

Rod bearing, standard

17311-22971

Rod bearing, .2mm

17311-22981

Rod bearing, .4mm

REPLACES

### Main Bearings

3 used per engine

17311-23481

Main bearing, standard

17311-23931

Main bearing, .2mm

17311-23941

Main bearing, .4mm

REPLACES

### Thrust Washers

15521-23530

Upper thrust washer, standard (2 used per engine)



19202-23540

Lower thrust washer, standard (2 used per engine)



REPLACES

### Oil Pump

15471-35012

Oil pump assembly



**Engine: D1703-E2B****1.7 Liters 3 Cylinder Kubota Diesel  
Standard Bore 87mm"****Engine Serial Number: 4A0001 & up**

- INDIRECT INJECTION (threaded screw-in type injector)
- If no fuel shut-off solenoid is mounted on the front cover the engine is an 'E' Series

**REPLACES****Piston Kits**

3 used per engine

**616404-2177**

Piston Kit, standard. Contains piston, pin, pin retainers, rings, and rod bushing

**616404-2178**

Piston Kit, .5mm oversize. Contains piston, pin, pin retainers, rings, and rod bushing

**REPLACES****Cylinder Parts****17331-21050**

Ring set, standard (4 used per engine)

**17331-21092**

Ring set, .5mm (4 used per engine)

**REPLACES****Valves & Valve Parts****16484-13110**

Valve, intake (3 used per engine)

**16484-13120**

Valve, exhaust (3 used per engine)

**15221-13240**

Spring, valve (6 used per engine)

**REPLACES****Crankshaft Bushings****1A091-23470**

Front crankshaft bushing, standard

**REPLACES****Rod Bearings**

3 used per engine

**17311-22311**

Rod bearing, standard

**17311-22971**

Rod bearing, .2mm

**17311-22981**

Rod bearing, .4mm

**REPLACES****Main Bearings**

3 used per engine

**1A091-23480**

Main bearing, standard

**1A091-23930**

Main bearing, .2mm

**1A091-23940**

Main bearing, .4mm

**REPLACES****Thrust Washers***2 upper & 2 lower used per engine***1A091-23530**

Upper thrust washer, standard

**1A091-23540**

Lower thrust washer, standard

**REPLACES****Oil Pump****15471-35012**

Oil pump assembly



**Engine: D1703M****1.7 Liters 3 Cylinder Kubota Diesel****Standard Bore 87mm"****Engine Serial Number: to 3Z19998**

- INDIRECT INJECTION (threaded screw-in type injector)
- If no fuel shut-off solenoid is mounted on the front cover the engine is an 'E' Series

**REPLACES****Piston Kits**

3 used per engine

**61G462-2177**

Piston Kit, standard. Contains piston, pin, pin retainers, rings, and rod bushing.

**61G462-2178**

Piston Kit, .5mm oversize. Contains piston, pin, pin retainers, rings, and rod bushing.

**REPLACES****Valves & Valve Parts****16484-13110**

Valve, intake (3 used per engine)

**16484-13120**

Valve, exhaust (3 used per engine)

**15221-13240**

Spring, valve (6 used per engine)

**REPLACES****Crankshaft Bushings****17311-23472**

Front crankshaft bushing, standard

**REPLACES****Rod Bearings**

3 used per engine

**17311-22311**

Rod bearing, standard

**17311-22971**

Rod bearing, .2mm

**17311-22981**

Rod bearing, .4mm

**REPLACES****Main Bearings**

3 used per engine

**17311-23481**

Main bearing, standard

**17311-23931**

Main bearing, .2mm

**17311-23941**

Main bearing, .4mm

**REPLACES****Thrust Washers***2 upper & 2 lower used per engine***15521-23530**

Upper thrust washer, standard (2 used per engine)

**19202-23540**

Lower thrust washer, standard (2 used per engine)

**REPLACES****Oil Pump****15471-35012**

Oil pump assembly





**Engine: D1703M-E2B****1.7 Liters 3 Cylinder Kubota Diesel  
Standard Bore 87mm"****Engine Serial Number: 4A0001 & up**

- INDIRECT INJECTION (threaded screw-in type injector)
- If no fuel shut-off solenoid is mounted on the front cover the engine is an 'E' Series

**REPLACES****Piston Kits**

3 used per engine

**61G462-2177**

Piston Kit, standard. Contains piston, pin, pin retainers, rings, and rod bushing.

**61G462-2178**

Piston Kit, .5mm oversize. Contains piston, pin, pin retainers, rings, and rod bushing.

**REPLACES****Rod Bearings**

3 used per engine

**17311-22311**

Rod bearing, standard

**17311-22971**

Rod bearing, .2mm

**17311-22981**

Rod bearing, .4mm

**REPLACES****Valves & Valve Parts****16484-13110**

Valve, intake (3 used per engine)

**16484-13120**

Valve, exhaust (3 used per engine)

**15221-13240**

Spring, valve (6 used per engine)

**REPLACES****Main Bearings***3 used per engine***1A091-23480**

Main bearing, standard

**1A091-23930**

Main bearing, .2mm

**1A091-23940**

Main bearing, .4mm

**REPLACES****Crankshaft Bushings****1A091-23470**

Front crankshaft bushing, standard

**REPLACES****Thrust Washers***2 upper & 2 lower used per engine***1A091-23530**

Upper thrust washer, standard

**1A091-23540**

Lower thrust washer, standard

**REPLACES****Oil Pump****15471-35012**

Oil pump assembly



**Engine: D1803M****1.8 Liters 3 Cylinder Kubota Diesel****Standard Bore 87mm"****Engine Serial Number: to 3Z19998**

- INDIRECT INJECTION (threaded screw-in type injector)
- If no fuel shut-off solenoid is mounted on the front cover the engine is an 'E' Series

**REPLACES****Piston Kits**

3 used per engine

**61G462-2177**

Piston Kit, standard. Contains piston, pin, pin retainers, rings, and rod bushing.

**61G462-2178**

Piston Kit, .5mm oversize. Contains piston, pin, pin retainers, rings, and rod bushing.

**REPLACES****Valves & Valve Parts****16484-13110**

Valve, intake (3 used per engine)

**16484-13120**

Valve, exhaust (3 used per engine)

**15221-13240**

Spring, valve (6 used per engine)

**REPLACES****Crankshaft Bushings****17311-23472**

Front crankshaft bushing, standard

**REPLACES****Rod Bearings**

3 used per engine

**17311-22311**

Rod bearing, standard

**17311-22971**

Rod bearing, .2mm

**17311-22981**

Rod bearing, .4mm

**REPLACES****Main Bearings**

3 used per engine

**17311-23481**

Main bearing, standard

**17311-23931**

Main bearing, .2mm

**17311-23941**

Main bearing, .4mm

**REPLACES****Thrust Washers***2 upper & 2 lower used per engine***15521-23530**

Upper thrust washer, standard (2 used per engine)

**19202-23540**

Lower thrust washer, standard (2 used per engine)

**REPLACES****Oil Pump****15471-35012**

Oil pump assembly



**Engine: D1803M-E2B****1.8 Liters 3 Cylinder Kubota Diesel  
Standard Bore 87mm"****Engine Serial Number: 4A0001 & up**

- INDIRECT INJECTION (threaded screw-in type injector)
- If no fuel shut-off solenoid is mounted on the front cover the engine is an 'E' Series

**REPLACES****Piston Kits**

3 used per engine

**61G462-2177**

Piston Kit, standard. Contains piston, pin, pin retainers, rings, and rod bushing.

**61G462-2178**

Piston Kit, .5mm oversize. Contains piston, pin, pin retainers, rings, and rod bushing.

**REPLACES****Rod Bearings**

3 used per engine

**17311-22311**

Rod bearing, standard

**17311-22971**

Rod bearing, .2mm

**17311-22981**

Rod bearing, .4mm

**REPLACES****Valves & Valve Parts****16484-13110**

Valve, intake (3 used per engine)

**16484-13120**

Valve, exhaust (3 used per engine)

**15221-13240**

Spring, valve (6 used per engine)

**REPLACES****Main Bearings**

3 used per engine

**1A091-23480**

Main bearing, standard

**1A091-23930**

Main bearing, .2mm

**1A091-23940**

Main bearing, .4mm

**REPLACES****Crankshaft Bushings****1A091-23470**

Front crankshaft bushing, standard

**REPLACES****Thrust Washers***2 upper & 2 lower used per engine***1A091-23530**

Upper thrust washer, standard

**1A091-23540**

Lower thrust washer, standard

**REPLACES****Oil Pump****15471-35012**

Oil pump assembly




# 1

ENGINES

Replacement parts to fit

# KUBOTA



## Engine: V1702

1.7 Liters 4 Cylinder Kubota Diesel  
Standard Bore 82mm"

### REPLACES

### Engine Kits

**BEKKV1702-LCB**

Basic engine kit. Contains **standard** piston, rings, piston pin, pin retainers, rod bushing, and gaskets.

**BEKKV1702-5-LCB**

Basic engine kit. Contains **.5mm oversize** piston, rings, piston pin, pin retainers, rod bushing, and gaskets.

### REPLACES

### Piston Kits



*4 used per engine*

**615201-2111K**

Piston Kit, standard. Contains piston, pin, pin retainers, rings, and rod bushing.

**615201-2191K**

Piston Kit, .5mm oversize. Contains piston, pin, pin retainers, rings, and rod bushing.

**15201-02310**

Sleeve, cylinder repair, standard

**15221-21982**

Rod bushing

### REPLACES

### Cylinder Parts

**15201-21053**

Ring set, standard (4 used per engine)

**15201-21092**

Ring set, .5mm (4 used per engine)

### REPLACES

### Gaskets & Seals



**07916-29695**

Upper gasket set

**07916-29705**

Lower gasket set

**19202-04140**

Front crankshaft seal

**19202-04460**

Rear crankshaft seal

### REPLACES

### Valves & Valve Parts

**15221-13110**

Valve, intake (4 used per engine)



**15221-13120**


Valve, exhaust (4 used per engine)



**15221-13240**

Spring, valve (8 used per engine)





**Engine: V1702**

1.7 Liters 4 Cylinder Kubota Diesel  
Standard Bore 82mm"

**REPLACES**

**Rod Bearings**



*4 used per engine*

- 15471-22311
- 15471-22971
- 15471-22981

- Rod bearing, standard
- Rod bearing, .2mm
- Rod bearing, .4mm

**REPLACES**

**Main Bearings**

*4 used per engine*

- 17311-23481
- 17311-23931
- 17311-23941

- Main bearing, standard
- Main bearing, .2mm
- Main bearing, .4mm

**REPLACES**

**Crankshaft Bushings**

- 17311-23472
- 17311-23910

- Front crankshaft bushing, standard
- Front crankshaft bushing, .2mm



**REPLACES**

**Thrust Washers**

*2 upper & 2 lower used per engine*

- 15521-23530
- 19202-23540

- Upper thrust washer, standard (2 used per engine)
- Lower thrust washer, standard (2 used per engine)



**REPLACES**

**Oil Pump**

- 15471-35012

- Oil pump assembly



# 1

ENGINES

Replacement parts to fit


# KUBOTA

## Engine: V2203E

2.2 Liters 4 Cylinder Kubota Diesel  
Standard Bore 87mm"

Engine Serial Number: to 3Z19998

- INDIRECT INJECTION (threaded screw-in type injector)
- If no fuel shut-off solenoid is mounted on the front cover the engine is an 'E' Series



**REPLACES**

### Engine Kits

**BEKKV2203E-LCB**

Basic engine kit. Contains **standard** piston, rings, piston pin, pin retainers, and gaskets.

**BEKKV2203E5-LCB**

Basic engine kit. Contains **.5mm oversize** piston, rings, piston pin, pin retainers, and gaskets.

**REPLACES**

### Piston Kits



*4 used per engine*

**616404-2177**

Piston Kit, standard. Contains piston, pin, pin retainers, rings, and rod bushing

**616404-2178**

Piston Kit, .5mm oversize. Contains piston, pin, pin retainers, rings, and rod bushing

**REPLACES**

### Cylinder Parts

**17331-21050**

Ring set, standard (4 used per engine)

**17331-21092**

Ring set, .5mm (4 used per engine)

**REPLACES**

### Gaskets



**07916-29505**

Upper gasket set

**07916-29515**

Lower gasket set

**REPLACES**

### Valves & Valve Parts

**16484-13110**

Valve, intake (4 used per engine)



**16484-13120**


Valve, exhaust (4 used per engine)



**15221-13240**

Spring, valve (8 used per engine)





## Engine: V2203E

2.2 Liters 4 Cylinder Kubota Diesel  
Standard Bore 87mm"

Engine Serial Number: to 3Z19998

- INDIRECT INJECTION (threaded screw-in type injector)
- If no fuel shut-off solenoid is mounted on the front cover the engine is an 'E' Series

**REPLACES**

### Rod Bearings



*4 used per engine*

- 17311-22311** Rod bearing, standard
- 17311-22971** Rod bearing, .2mm
- 17311-22981** Rod bearing, .4mm

**REPLACES**

### Main Bearings

*4 used per engine*

- 17311-23481** Main bearing, standard
- 17311-23931** Main bearing, .2mm
- 17311-23941** Main bearing, .4mm

**REPLACES**

### Crankshaft Bushings

**17311-23472**

Front crankshaft bushing, standard



**REPLACES**

### Thrust Washers

*2 upper & 2 lower used per engine*

**15521-23530**

Upper thrust washer, standard (2 used per engine)



**19202-23540**

Lower thrust washer, standard (2 used per engine)



**REPLACES**

### Oil Pump

**15471-35012**

Oil pump assembly



# 1

ENGINES

## Replacement parts to fit **KUBOTA**

### Engine: V2203DI

2.2 Liters 4 Cylinder Kubota Diesel  
Standard Bore 87mm"

Engine Serial Number: to 3Z19998

- DIRECT INJECTION
- If no fuel shut-off solenoid is mounted on the front cover the engine is an 'E' Series

REPLACES

#### Piston Kits

4 used per engine



617121-2177K

Piston Kit, standard. Contains piston, pin, pin retainers, rings, and rod bushing.

617121-2178K

Piston Kit, .5mm oversize. Contains piston, pin, pin retainers, rings, and rod bushing.

REPLACES

#### Valves & Valve Parts



16484-13110

Valve, intake (4 used per engine)

16484-13120

Valve, exhaust (4 used per engine)

15221-13240

Spring, valve (8 used per engine)

REPLACES

#### Crankshaft Bushings

17311-23472

Front crankshaft bushing, standard



REPLACES

#### Rod Bearings

4 used per engine



17311-22311

Rod bearing, standard

17311-22971

Rod bearing, .2mm

17311-22981

Rod bearing, .4mm

REPLACES

#### Main Bearings

4 used per engine

17311-23481

Main bearing, standard

17311-23931

Main bearing, .2mm

17311-23941

Main bearing, .4mm

REPLACES

#### Thrust Washers

15521-23530

Upper thrust washer, standard (2 used per engine)



19202-23540

Lower thrust washer, standard (2 used per engine)



REPLACES

#### Oil Pump

15471-35012

Oil pump assembly





**Engine: V2203-E2B****2.2 Liters 4 Cylinder Kubota Diesel  
Standard Bore 87mm"****Engine Serial Number: 4A0001 & up**

- INDIRECT INJECTION (threaded screw-in type injector)
- If no fuel shut-off solenoid is mounted on the front cover the engine is an 'E' Series

**REPLACES****Piston Kits**

4 used per engine

**616404-2177**

Piston Kit, standard. Contains piston, pin, pin retainers, rings, and rod bushing

**616404-2178**

Piston Kit, .5mm oversize. Contains piston, pin, pin retainers, rings, and rod bushing

**REPLACES****Cylinder Parts****17331-21050**

Ring set, standard (4 used per engine)

**17331-21092**

Ring set, .5mm (4 used per engine)

**REPLACES****Valves & Valve Parts****16484-13110**

Valve, intake (4 used per engine)

**16484-13110**

Valve, intake (4 used per engine)

**15221-13240**

Spring, valve (8 used per engine)

**REPLACES****Crankshaft Bushings****1A091-23470**

Front crankshaft bushing, standard

**REPLACES****Rod Bearings**

4 used per engine

**17311-22311**

Rod bearing, standard

**17311-22971**

Rod bearing, .2mm

**17311-22981**

Rod bearing, .4mm

**REPLACES****Main Bearings**

4 used per engine

**1A091-23480**

Main bearing, standard

**1A091-23930**

Main bearing, .2mm

**1A091-23940**

Main bearing, .4mm

**REPLACES****Thrust Washers***2 upper & 2 lower used per engine***1A091-23530**

Upper thrust washer, standard

**1A091-23540**

Lower thrust washer, standard

**REPLACES****Oil Pump****15471-35012**

Oil pump assembly



# 1

ENGINES

Replacement parts to fit

# KUBOTA

## Engine: V2203DI-E2B

2.2 Liters 4 Cylinder Kubota Diesel

Standard Bore 87mm"

Engine Serial Number: to 3Z19998

- INDIRECT INJECTION (threaded screw-in type injector)
- If no fuel shut-off solenoid is mounted on the front cover the engine is an 'E' Series

REPLACES

### Piston Kits

4 used per engine



617121-2177K

Piston Kit, standard. Contains piston, pin, pin retainers, rings, and rod bushing.

617121-2178K

Piston Kit, .5mm oversize. Contains piston, pin, pin retainers, rings, and rod bushing.

REPLACES

### Rod Bearings

4 used per engine



17311-22311

Rod bearing, standard

17311-22971

Rod bearing, .2mm

17311-22981

Rod bearing, .4mm

REPLACES

### Valves & Valve Parts



16484-13110

Valve, intake (4 used per engine)

16484-13120

Valve, exhaust (4 used per engine)

15221-13240

Spring, valve (8 used per engine)

REPLACES

### Crankshaft Bushings

1A091-23470

Front crankshaft bushing, standard



REPLACES

### Main Bearings

4 used per engine

1A091-23480

Main bearing, standard

1A091-23930

Main bearing, .2mm

1A091-23940

Main bearing, .4mm

REPLACES

### Thrust Washers

2 upper & 2 lower used per engine

1A091-23530

Upper thrust washer, standard

1A091-23540

Lower thrust washer, standard



REPLACES

### Oil Pump

15471-35012

Oil pump assembly



**Engine: V2203M****2.2 Liters 4 Cylinder Kubota Diesel  
Standard Bore 87mm"****Engine Serial Number: to 3Z19998**

- INDIRECT INJECTION (threaded screw-in type injector)
- If no fuel shut-off solenoid is mounted on the front cover the engine is an 'E' Series

**REPLACES****Piston Kits**

4 used per engine

**61G462-2177**

Piston Kit, standard. Contains piston, pin, pin retainers, rings, and rod bushing.

**61G462-2178**

Piston Kit, .5mm oversize. Contains piston, pin, pin retainers, rings, and rod bushing.

**REPLACES****Valves & Valve Parts****16484-13110**

Valve, intake (4 used per engine)

**16484-13120**

Valve, exhaust (4 used per engine)

**15221-13240**

Spring, valve (8 used per engine)

**REPLACES****Crankshaft Bushings****17311-23472**

Front crankshaft bushing, standard

**REPLACES****Rod Bearings**

4 used per engine

**17311-22311**

Rod bearing, standard

**17311-22971**

Rod bearing, .2mm

**17311-22981**

Rod bearing, .4mm

**REPLACES****Main Bearings**

4 used per engine

**17311-23481**

Main bearing, standard

**17311-23931**

Main bearing, .2mm

**17311-23941**

Main bearing, .4mm

**REPLACES****Thrust Washers***2 upper & 2 lower used per engine***15521-23530**

Upper thrust washer, standard (2 used per engine)

**19202-23540**

Lower thrust washer, standard (2 used per engine)

**REPLACES****Oil Pump****15471-35012**

Oil pump assembly



# 1

ENGINES

Replacement parts to fit

# KUBOTA

## Engine: V2203M-E2B

2.2 Liters 4 Cylinder Kubota Diesel

Standard Bore 87mm"

Engine Serial Number: 4A0001 & up

- INDIRECT INJECTION (threaded screw-in type injector)
- If no fuel shut-off solenoid is mounted on the front cover the engine is an 'E' Series

REPLACES

### Piston Kits

4 used per engine



61G462-2177

Piston Kit, standard. Contains piston, pin, pin retainers, rings, and rod bushing.

61G462-2178

Piston Kit, .5mm oversize. Contains piston, pin, pin retainers, rings, and rod bushing.

REPLACES

### Valves & Valve Parts



16484-13110

Valve, intake (4 used per engine)

16484-13120

Valve, exhaust (4 used per engine)

15221-13240

Spring, valve (8 used per engine)

REPLACES

### Crankshaft Bushings

1A091-23470

Front crankshaft bushing, standard



REPLACES

### Rod Bearings

4 used per engine



17311-22311

Rod bearing, standard

17311-22971

Rod bearing, .2mm

17311-22981

Rod bearing, .4mm

REPLACES

### Main Bearings

4 used per engine

1A091-23480

Main bearing, standard

1A091-23930

Main bearing, .2mm

1A091-23940

Main bearing, .4mm

REPLACES

### Thrust Washers

2 upper & 2 lower used per engine

1A091-23530

Upper thrust washer, standard

1A091-23540

Lower thrust washer, standard




REPLACES

### Oil Pump

15471-35012

Oil pump assembly





## Engine: V2203-BG

2.2 Liters 4 Cylinder Kubota Diesel  
Standard Bore 87mm"

Engine Serial Number: to 3Z19998

- INDIRECT INJECTION (threaded screw-in type injector)

**REPLACES**

### Engine Kits

**BEKKV2203BG-LCB** Basic engine kit. Contains **standard** piston, rings, piston pin, pin retainers, and gaskets.

**BEKKV2203BG5-LCB** Basic engine kit. Contains **.5mm oversize** piston, rings, piston pin, pin retainers, and gaskets.

**REPLACES**

### Piston Kits



*4 used per engine*

**619077-2177** Piston kit, standard. Contains piston, pin, pin retainers, rings, and rod bushing.

**619077-2178** Piston kit, .5mm oversize. Contains piston, pin, pin retainers, rings, and rod bushing.

**REPLACES**

### Cylinder Parts

**17331-21050** Ring set, standard (4 used per engine)

**17331-21092** Ring set, .5mm (4 used per engine)

**REPLACES**


### Fuel Injector



**16082-53900** Injector, complete, threaded.

**REPLACES**

### Gaskets



**07916-29505**

Upper gasket set

**07916-29515**

Lower gasket set

**REPLACES**

### Valves & Valve Parts

**16484-13110**

Valve, intake (4 used per engine)



**16484-13120**

Valve, exhaust (4 used per engine)



**15221-13240**

Spring, valve (8 used per engine)



# 1

ENGINES

Replacement parts to fit


# KUBOTA

## Engine: V2203-BG

2.2 Liters 4 Cylinder Kubota Diesel  
Standard Bore 87mm"

Engine Serial Number: to 3Z19998

- INDIRECT INJECTION (threaded screw-in type injector)



REPLACES

### Rod Bearings



4 used per engine

17311-22311

Rod bearing, standard

17311-22971

Rod bearing, .2mm

17311-22981

Rod bearing, .4mm

REPLACES

### Main Bearings

4 used per engine

17311-23481

Main bearing, standard

17311-23931

Main bearing, .2mm

17311-23941

Main bearing, .4mm

REPLACES

### Crankshaft Bushings

17311-23472

Front crankshaft bushing,  
standard



REPLACES

### Thrust Washers

2 upper & 2 lower used per engine

15521-23530

Upper thrust washer, standard (2  
used per engine)



19202-23540

Lower thrust washer, standard (2  
used per engine)



REPLACES

### Oil Pump

15471-35012

Oil pump assembly



**Engine: V2203-BG-E2B****2.2 Liters 4 Cylinder Kubota Diesel****Standard Bore 87mm"****Engine Serial Number: 4A0001 & up**

- INDIRECT INJECTION (threaded screw-in type injector)

**REPLACES****Piston Kits**

4 used per engine

**619077-2177**

Piston kit, standard. Contains piston, pin, pin retainers, rings, and rod bushing.

**619077-2178**

Piston kit, .5mm oversize. Contains piston, pin, pin retainers, rings, and rod bushing.

**REPLACES****Cylinder Parts****17331-21050**

Ring set, standard (4 used per engine)

**17331-21092**

Ring set, .5mm (4 used per engine)

**REPLACES****Valves & Valve Parts****16484-13110**

Valve, intake (4 used per engine)

**16484-13120**

Valve, exhaust (4 used per engine)

**15221-13240**

Spring, valve (8 used per engine)

**REPLACES****Crankshaft Bushings****1A091-23470**

Front crankshaft bushing, standard

**REPLACES****Rod Bearings**

4 used per engine

**17311-22311**

Rod bearing, standard

**17311-22971**

Rod bearing, .2mm

**17311-22981**

Rod bearing, .4mm

**REPLACES****Main Bearings**

4 used per engine

**1A091-23480**

Main bearing, standard

**1A091-23930**

Main bearing, .2mm

**1A091-23940**

Main bearing, .4mm

**REPLACES****Thrust Washers***2 upper & 2 lower used per engine***1A091-23530**

Upper thrust washer, standard

**1A091-23540**

Lower thrust washer, standard

**REPLACES****Oil Pump****15471-35012**

Oil pump assembly



# 1

ENGINES

Replacement parts to fit

# KUBOTA

## Engine: F2803

2.8 Liters 5 Cylinder Kubota Diesel  
Standard Bore 87mm"

Engine Serial Number: to 3Z19998

REPLACES

### Piston Kits

5 used per engine



617121-2177K

Piston Kit, standard. Contains piston, pin, pin retainers, rings, and rod bushing.

617121-2178K

Piston Kit, .5mm oversize. Contains piston, pin, pin retainers, rings, and rod bushing.

REPLACES

### Valves & Valve Parts



16484-13110

Valve, intake (5 used per engine)

16484-13120

Valve, exhaust (5 used per engine)

15221-13240

Spring, valve (10 used per engine)

REPLACES

### Crankshaft Bushings

17311-23472

Front crankshaft bushing, standard



REPLACES

### Rod Bearings

5 used per engine



17311-22311

Rod bearing, standard

17311-22971

Rod bearing, .2mm

17311-22981

Rod bearing, .4mm

REPLACES

### Main Bearings

5 used per engine

17311-23481

Main bearing, standard

17311-23931

Main bearing, .2mm

17311-23941

Main bearing, .4mm

REPLACES

### Thrust Washers

2 upper & 2 lower used per engine

15521-23530

Upper thrust washer, standard (2 used per engine)

19202-23540

Lower thrust washer, standard (2 used per engine)





## REPLACES

**Rod Bearings**

- 15471-22311** Standard rod bearing, sold individually one per rod. **Engines:** D1102, D1301, D1302, D1402, V1501, V1502, V1702, V1902, F2302.
- 15471-22971** .2mm rod bearing, sold individually one per rod. **Engines:** D1102, D1301, D1302, D1402, V1501, V1502, V1702, V1902, F2302.
- 15471-22981** .4mm rod bearing, sold individually one per rod. **Engines:** D1102, D1301, D1302, D1402, V1501, V1502, V1702, V1902, F2302.
- 17311-22311** Standard rod bearing, sold individually one per rod. **Engines:** D1403, D1403-E2B, D1503M, D1503M-E2B, D1703, D1703-E2B, D1703M, D1703M-E2B, D1803M, D1803M-E2B, V1903, V1903-E2B, V2003M-E2B, V2003T, V2003T-E2B, V2003T-M-E2B, V2203-BG, V2203-BG-E2B, V2203-DI, V2203DI-E2B, V2203E, V2203-E2B, V2203M, V2203M-E2B, V2403M-E2B, F2803.
- 17311-22971** .2mm rod bearing, sold individually one per rod. **Engines:** D1403, D1403-E2B, D1503M, D1503M-E2B, D1703, D1703-E2B, D1703M, D1703M-E2B, D1803M, D1803M-E2B, V1903, V1903-E2B, V2003M-E2B, V2003T, V2003T-E2B, V2003T-M-E2B, V2203-BG, V2203-BG-E2B, V2203-DI, V2203DI-E2B, V2203E, V2203-E2B, V2203M, V2203M-E2B, V2403M-E2B, F2803.
- 17311-22981** .4mm rod bearing, sold individually one per rod. **Engines:** D1403, D1403-E2B, D1503M, D1503M-E2B, D1703, D1703-E2B, D1703M, D1703M-E2B, D1803M, D1803M-E2B, V1903, V1903-E2B, V2003M-E2B, V2003T, V2003T-E2B, V2003T-M-E2B, V2203-BG, V2203-BG-E2B, V2203-DI, V2203DI-E2B, V2203E, V2203-E2B, V2203M, V2203M-E2B, V2403M-E2B, F2803.

## REPLACES

**Main Bearings**

- 17311-23481** Standard main bearing, sold individually. **Engines:** D1102, D1301, D1302, D1402, D1403, D1503M, D1703, D1703M, D1803M, V1501, V1502, V1702, V1902, V1903, V2003T, V2203-BG, V2203DI, V2203E, V2203M, F2302, F2803.
- 17311-23931** .2mm main bearing, sold individually. **Engines:** D1102, D1301, D1302, D1402, D1403, D1503M, D1703, D1703M, D1803M, V1501, V1502, V1702, V1902, V1903, V2003T, V2203-BG, V2203DI, V2203E, V2203M, F2302, F2803.
- 17311-23941** .4mm main bearing, sold individually. **Engines:** D1102, D1301, D1302, D1402, D1403, D1503M, D1703, D1703M, D1803M, V1501, V1502, V1702, V1902, V1903, V2003T, V2203-BG, V2203DI, V2203E, V2203M, F2302, F2803.
- 1A091-23480** Standard main bearing, sold individually. **Engines:** D1403-E2B, D1503M-E2B, D1703-E2B, D1703M-E2B, D1803M-E2B, V1903-E2B, V2003M-E2B, V2003T-E2B, V2003T-M-E2B, V2203-BG-E2B, V2203DI-E2B, V2203-E2B, V2203M-E2B, V2403M-E2B.
- 1A091-23930** .2mm main bearing, sold individually. **Engines:** D1403-E2B, D1503M-E2B, D1703-E2B, D1703M-E2B, D1803M-E2B, V1903-E2B, V2003M-E2B, V2003T-E2B, V2003T-M-E2B, V2203-BG-E2B, V2203DI-E2B, V2203-E2B, V2203M-E2B, V2403M-E2B.
- 1A091-23940** .4mm main bearing, sold individually. **Engines:** D1403-E2B, D1503M-E2B, D1703-E2B, D1703M-E2B, D1803M-E2B, V1903-E2B, V2003M-E2B, V2003T-E2B, V2003T-M-E2B, V2203-BG-E2B, V2203DI-E2B, V2203-E2B, V2203M-E2B, V2403M-E2B.


# 1

ENGINES

## Replacement parts to fit **KUBOTA**

### REPLACES

### Thrust Washers



#### 15521-23530

Upper thrust washer, sold individually one per engine. **Engines:** D1102, D1301, D1302, D1402, D1403, D1503M, D1703, D1703M, D1803M, V1501, V1502, V1702, V1902, V1903, V2003T, V2203-BG, V2203DI, V2203E, V2203M, F2302, F2803.

#### 19202-23540

Lower thrust washer, sold individually one per engine. **Engines:** D1102, D1301, D1302, D1402, D1403, D1503M, D1703, D1703M, D1803M, V1501, V1502, V1702, V1902, V1903, V2003T, V2203-BG, V2203DI, V2203E, V2203M, F2302, F2803.

#### 1A091-23530


Upper thrust washer, sold individually one per engine. **Engines:** *s/n 4A0001 & up* D1403-E2B, D1503M-E2B, D1703-E2B, D1703M-E2B, D1803M-E2B, V1903-E2B, V2003M-E2B, V2003T-E2B, V2003T-M-E2B, V2203-BG-E2B, V2203DI-E2B, V2203-E2B, V2203M-E2B, V2403M-E2B.

#### 1A091-23540

Lower thrust washer, sold individually one per engine. **Engines:** *s/n 4A0001 & up* D1403-E2B, D1503M-E2B, D1703-E2B, D1703M-E2B, D1803M-E2B, V1903-E2B, V2003M-E2B, V2003T-E2B, V2003T-M-E2B, V2203-BG-E2B, V2203DI-E2B, V2203-E2B, V2203M-E2B, V2403M-E2B.

### REPLACES

### Oil Pump



#### 15471-35012

Oil pump, engine, for all 02 and 03 series Kubota engines. **Engines:** D1102, D1301, D1302, D1402, D1403, D1503, D1703, D1803, V1502, V1502, V1702, V1902, V1903, V2003, V2203, V2403, F2302, F2803. **Tractors:** KH-101, KH-151, KH-90, KX101, KX121-2, KX121-2 S-SERIES, KX121-3, KX151, KX161-2, KX161-2 S-SERIES, KX161-3, KX91-3, L2500DT, L2500F, L2600DT, L2600F, L2850DT, L2850DT-GST, L2850F, L2900DT, L2900DT-GST, L2900F, L3000DT, L3000F, L3010DT, L3010GST, L3010HST, L3010F, L3130DT, L3130GST, L3130HST, L3130F, L3250DT, L3250F, L3300DT, L3300DT-GST, L3300F, L3350DT, L3410DT, L3410GST, L3410HST, L3430DT, L3430DGST, L3430HST, L3450DT, L3450DT-GST, L3450DT-WET, L3450F, L35, L3600DT, L3600DT-C, L3600DT-GST, L3600DT-GST-C, L3650DT, L3650DT-GST, L3650DT-WET, L3650F, L3710DT, L3710GST, L3710HST, L3710DT-HST-C, L3830DT, L3830GST, L3830HST, L3830F, L4200DT, L4200DT-C, L4200DT-GST, L4200DT-GST-C, L4200F, L4200F-C, L4200F-GST, L4300DT, L4300F, L4310DT, L4310GST, L4310HST, L4310DT-GST-C, L4310HST-C, L4310F, L4350DT, L4610DT-GST, L4610DT-HST, L4610DT-HST-C, M4030, M4030DT, M5030/ALL, R400, R410/B, R420, R510 (new type), R510 (old type), R510B (new type), R510B (old type), R520, U35. Replaces 15471-35013.

## REPLACES

**Valves & Valve Parts**

**02 Series Engines:** D1102, D1301, D1302, D1402, D1501, V1502, V1702, V1902, F2302

**15221-13110** Valve, intake (1 used per cylinder)

**15221-13120** Valve, exhaust (1 used per cylinder)

**15221-13240** Spring, intake & exhaust valve (2 used per cylinder)

**03 Series Engines:** D1403, D1403-E2B, D1503M, D1503M-E2B, D1703, D1703-E2B, D1703M, D1703M-E2B, D1803M, D1803M-E2B, V1903, V1903-E2B, V2003M-E2B, V2003T, V2003T-E2B, V2003T-M-E2B, V2203-BG, V2203-BG-E2B, V2203DI, V2203DI-E2B, V2203E, V2203-E2B, V2203M, V2203M-E2B, V2403M-E2B, F2803

**16484-13110** Valve, intake (1 used per cylinder)

**16484-13120** Valve, exhaust (1 used per cylinder)

**15221-13240** Spring, intake & exhaust valve (2 used per cylinder)

## REPLACES

**Crankshaft Bushings**

**17311-23910** Front crankshaft bushing, .2mm. **Engines:** D1102, D1301, D1302, D1402, V1501, V1502, V1702, V1902, F2302.

**17311-23472** Front crankshaft bushing. **Engines:** to s/n 3Z19998 D1403, D1503M, D1703, D1703M, D1803M, V1903, V2003T, V2203-BG, V2203DI, V2203E, V2203M, F2803.

**1A091-23470** Front crankshaft bushing. **Engines:** s/n 4A0001 & up D1403-E2B, D1503M-E2B, D1703-E2B, D1703M-E2B, D1803M-E2B, V1903-E2B, V2003M-E2B, V2003T-E2B, V2003T-M-E2B, V2203-BG-E2B, V2203DI-E2B, V2203-E2B, V2203M-E2B, V2403M-E2B.

## REPLACES

**Gasket Maker**

- Noncorrosive and low-odor
- Maximum vibration resistance
- Outstanding resistance to oils, cooling, and shop fluids
- Guaranteed not to leak
- Temperature range -65° F to 500° F (-54° C to 260° C) intermittent

PRM82194

Gasket maker, ultra grey. OEM specified, replaces Kubota 70000-73764. Designed specially for high-torque and high vibration applications, like those common in import engines, this premium RTV gasket maker exceeds manufacturers' performance requirements.

## REPLACES

**Fuel Injector**

16082-53900

Injector, complete, threaded. **Indirect Injection Engines:** D1703, V2203, F2803. **Kubota Tractors:** L3300DT/GST, L3300F, L3410DT, L3410GST, L4200F/FGST, L4200GSTC, L4200GSTCA, L4200T/GST, L4300DT, L4300F, L4310F/DT, L4310GST, L4310GSTC, L4310HST, L4310HSTC, L4350DT-W, L4350HST, L4350MDT, L4610GST, L4610HST, L4610HSTC, L5450HDT-W, M4700. **Kubota Loader Backhoe:** L35. **Bobcat Excavators:** 325, 328, 331, 334, 337, 341, 430, 435. **Bobcat Skidsteers:** 753, 753H, 753L, 763, 763H, 763, 773, 7753, S130, S150, S160, S175, S185. **Bobcat Compact Track Loaders:** T140.

## REPLACES

**Muffler Conversion Kit**

15541-12110

Muffler conversion kit, horizontal muffler. **Tractors:** B1550D, B1550E, B1550HST-D, B1550HST-E, B1750D, B1750E, B1750HST-D, B1750HST-E, B6200D, B6200E, B7200D, B7200E.

## REPLACES

**Muffler and Pipe**

15221-12116

Vertical muffler, 4" round body, inlet 1-3/4" I.D., outlet 1-5/8" O.D., overall length 20-1/2". **Tractors:** L185 (all), L225DT, L235, L245 (all), L275, L285 (all), L295 (all), L305 (all), L2050 (all), L2350 (all), L2500 (all), L2600 (all), L2850 (all), L3000 (all).



34219-12410

Extension pipe for vertical exhaust, inlet 1-3/4" I.D. Use with muffler 15221-12116. **Tractors:** L185 (all), L225DT, L245 (all), L285 (all), L295 (all), L305 (all), L2350 (all), L2500 (all), L2600 (all), L3000 (all).



## REPLACES

**Filters for B-Series Tractors**

Application	Air, Outer	Air, Inner	Oil	Fuel	Hydraulic	Secondary Hydraulic	Hydrostatic Transmission
B1550DT	DSPA3664FN		70000-15241	15231-43560			
B1550E	DSPA3664FN		70000-15241	15231-43560			
B1550HSE/HSD	DSPA3664FN		70000-15241	15231-43560			HH66036060
B1700DT (to s/n 50558)	6798082630		70000-15241	15231-43560	HH67037710		
B1700DT (s/n 50559 & up)			70000-15241	15231-43560			
B1700DT (optional dual air filter)	6C04094240	6C04094250	70000-15241	15231-43560			
B1700E (to s/n 10266)	6798082630		70000-15241	15231-43560	HH67037710		
B1700E (s/n 10267 & up)			70000-15241	15231-43560	HH67037710		
B1700E (optional dual air filter)	6C04094240	6C04094250	70000-15241	15231-43560	HH67037710		
B1700HSD (to s/n 72572)	6798082630		70000-15241	15231-43560			HH66036060
B1700HSD (s/n 72573 & up)			70000-15241	15231-43560			HH66036060
B1700HSD (optional dual air filter)	6C04094240	6C04094250	70000-15241	15231-43560			HH66036060
B1700HSDB (to s/n 30012)	6798082630		70000-15241	15231-43560			HH66036060
B1700HSDB (s/n 30013 & up)			70000-15241	15231-43560			HH66036060
B1700HSDB (optional dual air filter)	6C04094240	6C04094250	70000-15241	15231-43560			HH66036060
B1750DT (to s/n 50558)	6798082630		70000-15241	15231-43560	HH67037710		
B1750DT (s/n 50559 & up)			70000-15241	15231-43560			
B1750DT (optional dual air filter)	6C04094240	6C04094250	70000-15241	15231-43560			
B20TL/TLB	DSPA3664FN		70000-15241	15231-43560	T007037710	DSBT230	
B2100DT (to s/n 50571)			70000-15241	15231-43560	HH67037710		
B2100DT (s/n 50572 & up)			70000-15241	15231-43560			
B2100DT	6C04094240	6C04094250	70000-15241	15231-43560			
B2100HSD (to s/n 72212)	6798082630		70000-15241	15231-43560			HH66036060
B2100HSD (s/n 72213 & up)			70000-15241	15231-43560			HH66036060
B2100HSD	6C04094240	6C04094250	70000-15241	15231-43560			HH66036060
B2100HSDB (to s/n 72212)	6798082630		70000-15241	15231-43560			HH66036060
B2100HSDB (s/n 72213 & up)			70000-15241	15231-43560			HH66036060
B2100HSDB	6C04094240	6C04094250	70000-15241	15231-43560			HH66036060
B2150DT	1574111080		70000-15241	15231-43560			
B2150E	1574111080		70000-15241	15231-43560			
B2150HSE/HSD	1574111080		70000-15241	15231-43560	DSBT230		
B21TL/TLB			70000-15241	15231-43560	T007037710		HH66036060
B2320DT		3272158242	70000-15241		HH67037710	HH67037710	
B2320DTN		3272158242	70000-15241		HH67037710	HH66036060	
B2320DWO		3272158242	70000-15241		HH67037710	HH67037710	
B2320HSD		3272158242	70000-15241		HH67037710	HH67037710	

# 2

ENGINE SYSTEMS

Replacement parts to fit

# KUBOTA



Application	Air, Outer	Air, Inner	Oil	Fuel	Hydraulic	Secondary Hydraulic	Hydrostatic Transmission
B2400HSD (to s/n 50044)			70000-15241	15231-43560	HH67037710		
B2400HSD (s/n 50045 & up)		70000-15241	15231-43560				
B2400HSD	6C04094240	6C04094250	70000-15241	15231-43560			
B2400HSDB (to s/n 50044)			70000-15241	15231-43560	HH67037710		
B2400HSDB (s/n 50045 & up)			70000-15241	15231-43560			
B2400HSDB	6C04094240	6C04094250	70000-15241	15231-43560			
B2400HSE (to s/n 30280)			70000-15241	15231-43560			HH66036060
B2400HSE (s/n 30281 & up)			70000-15241	15231-43560			HH66036060
B2400HSE	6C04094240	6C04094250	70000-15241	15231-43560			HH66036060
B2410HSD		3272158242	70000-15241				HH66036060
B2410HSDB		3272158242	70000-15241		HH67037710		HH66036060
B2410HSE		3272158242	70000-15241		HH67037710		HH66036060
B26		3272158242	70000-15241		HH67037710	HH66036060	
B2620HSD		3272158242	70000-15241		HH67037710		
B2630HSD		3272158242	70000-15241		HH67037710	HH67037710	HH66036060
B2710HSD (to s/n 15496)		3272158242	HH16032093	15231-43560			HH66036060
B2710HSD (s/n 50101 & up)		3272158242	HH16032093		HH67037710		HH66036060
B2910HSD		3272158242	HH16032093		HH67037710		HH66036060
B2920HSD		3272158242	HH15032094		HH67037710		
B3030HSD		3272158242	HH16032093		HH66036060	HH67037710	HH66036060
B3030HSDC		3272158242	HH16032093		HH66036060	HH67037710	HH66036060
B3200HSD		3272158242	HH16032093		HH66036060	HH67037710	HH66036060
B4200D	70000-11221		70000-15241				
B5100DT	70000-11221		70000-15241	15231-43560			
B5100E	70000-11221		70000-15241	15231-43560			
B5200E	70000-11221		70000-15241	15231-43560			
B5200DT	70000-11221		70000-15241	15231-43560			
B6000DT				15231-43560			
B6000E				15231-43560			
B6100DT	70000-11221		70000-15241	15231-43560			
B6100E	70000-11221		70000-15241	15231-43560			
B6100HSE/HSD	70000-11221		70000-15241	15231-43560			
B6200DT	70000-11221		70000-15241	15231-43560			
B6200E	70000-11221		70000-15241	15231-43560			
B6200HSE/HSD	70000-11221		70000-15241	15231-43560			HH66036060
B7100D-P	70000-11221		70000-15241	15231-43560			
B7100HST-D NEW	70000-11221		70000-15241	15231-43560			HH66036060
B7100HST-D OLD	70000-11221		70000-15241	15231-43560			
B7100HST-E NEW	70000-11221		70000-15241	15231-43560			
B7100HST-E OLD	70000-11221		70000-15241	15231-43560			
B7100DT	70000-11221		70000-15241	15231-43560			
B7100E	70000-11221		70000-15241	15231-43560			
B7100HSE/HSD	70000-11221		70000-15241	15231-43560			
B7200DT	70000-11221		70000-15241	15231-43560			



Application	Air, Outer	Air, Inner	Oil	Fuel	Hydraulic	Secondary Hydraulic	Hydrostatic Transmission
B7200E	70000-11221		70000-15241	15231-43560			
B7200HSD/HSE	70000-11221		70000-15241	15231-43560			HH66036060
B7300HSD			HH15032430	15231-43560			HH66036060
B7400HSD		3272158242	HH15032430		HH67037710		HH66036060
B7410DT			HH15032430		HH67037710		
B7410DT			HH15032430		HH67037710		
B7500DT		3272158242	70000-15241		HH67037710		
B7500DTN		3272158242	70000-15241		HH67037710		
B7500HSD		3272158242	70000-15241		HH67037710		HH66036060
B7510DT			70000-15241		HH67037710		
B7510DTN			70000-15241		HH67037710		
B7510HSD			70000-15241		HH67037710		HH66036060
			HH15032430		HH67037710		HH66036060
B7800HSD		3272158242	HH16032093		HH67037710		HH66036060
B8200DP	70000-11221		70000-15241	15231-43560			
B8200DT	70000-11221		70000-15241	15231-43560			
B8200E	70000-11221		70000-15241	15231-43560			
B8200HSE/HSD	70000-11221		70000-15241	15231-43560			
B9200DT	1574111080		70000-15241	15231-43560			
B9200E	1574111080		70000-15241	15231-43560			
B9200HSD-T	1574111080		70000-15241	15231-43560			
B9200HSE/HSD	1574111080		70000-15241	15231-43560			
BX1500D	1211-82320		HH15032430	12581-43012			
BX1800D	1211-82320		HH15032430	12581-43012			
BX1830D	1211-82320		HH15032430	12581-43012			
BX1850D	1211-82320		HH15032430	12581-43012			
BX1860D	1211-82320		HH15032430	12581-43012			
BX2200D	1211-82320		70000-15241	12581-43012			
BX22D	1211-82320		70000-15241	12581-43012			
BX2230D	1211-82320		HH15032430	12581-43012			
BX2350D	1211-82320		HH15032430	12581-43012			
BX2360	1211-82320		HH15032430	12581-43012			
BX23LB-B	1211-82320		HH15032094	12581-43012			
BX23LB-T	1211-82320		HH15032094	12581-43012			
BX24	1211-82320		HH15032430	12581-43012			
BX25	1211-82320		HH15032430	12581-43012			
BX2660	1211-82320		HH15032094	12581-43012			

## REPLACES

**Filters for L-Series Tractors**

Application	Air, Outer	Air, Inner	Oil	Fuel, Primary	Hydraulic	Secondary Hydraulic
L175F	70000-11221		1521332430	1959638C1		
L185DT	70000-11221		1521332430	1959638C1		
L185F	70000-11221		1521332430	1959638C1		
L200F			1521332430	DSPF906		
L2050DT	70000-11221		70000-14692	1959638C1		
L2050F	70000-11221		70000-14692	1959638C1		
L210F			1521332430	DSPF906		
L225DT	70000-11221		1521332430	1959638C1		
L225F	70000-11221		1521332430	1959638C1		
L1720					70020-00165	
L2250DT/T	1732511080		1732132430	15521-43160		
L2250DT/T	2103129	1528711490	1732132430	15521-43160		
L2250F	1732511080		1732132430	15521-43160		
L2250F	2103129	1528711490	1732132430	15521-43160		
L2250GST	2103129		1732132430	15521-43160		
L2250GST	2103129	1528711490	1732132430	15521-43160		
L235DTC/DTSC	70000-11221		70000-14692	15521-43160		
L235FC/FS	70000-11221		70000-14692	15521-43160		
L2350DT	70000-11221		1732132430	1959638C1		
L2350F	70000-11221		1732132430	1959638C1		
L245DT	70000-11221		1521332430	1959638C1		
L245F	70000-11221		1521332430	1959638C1		
L245HC	70000-11221		1521332430	1959638C1		
L2500DT	T007016323		1732132430	1959638C1		
L2500F	T007016323		1732132430	1959638C1		
L2550F/DT	DSPA3664FN		1732132430	15521-43160		
L2550F/DT	2103129	1528711490	1732132430	15521-43160		
L2550F	DSPA3664FN		1732132430	15521-43160		
L2550F	2103129	1528711490	1732132430	15521-43160		
L260F			1521332430	DSPF906		
L2600F/DT	T007016323		1732132430	1959638C1		
L2650DT-W	1732511080		1732132430	15521-43160		
L2650DT-W	2103129	1528711490	1732132430	15521-43160		
L2650F	1732511080		1732132430	15521-43160		
L2650F	2103129	1528711490	1732132430	15521-43160		
L275DT	2103129		70000-14692	15521-43160		
L275DTS/DTSC	2103129		70000-14692	15521-43160		
L275F/FS	2103129		70000-14692	15521-43160		
L650					70050-01132	
L2800DHV	TA040-93230	6672468	1732132430			
L2800DHW	TA040-93230	6672468	1732132430			
L2800DT	TA040-93230	6672468	1732132430			
L2800F	TA040-93230	6672468	1732132430			
L2850DT/T/F	70000-11080		70000-14692	15521-43160		
L2850DT/T/F	70000-11080	1043327M91	70000-14692	15521-43160		
L2850GST	70000-11080		1732132430	15521-43160		HH15032094
L285F	2103129		1540232090	1959638C1		



Replacement parts to fit  
**KUBOTA**

**2**

ENGINE SYSTEMS



Application	Air, Outer	Air, Inner	Oil	Fuel, Primary	Hydraulic	Secondary Hydraulic
L2900DT/GST	T007016323		1732132430	15521-43160	T007037710	
L2900DT/GST	TA040-93230	6672468	1732132430	15521-43160	T007037710	
L2900F	T007016323		1732132430	15521-43160	T007037710	
L2900F	TA040-93230	6672468	1732132430	15521-43160	T007037710	
L2950DT/DT-W	1732511080		1732132430	15521-43160		
L2950DT/DT-W	2103129	1528711490	1732132430	15521-43160		
L2950DT-GST	1732511080		1732132430	15521-43160		HH15032094
L2950DT-GST	2103129	1528711490	1732132430	15521-43160		HH15032094
L2950F	1732511080		1732132430	15521-43160		
L2950F	2103129	1528711490	1732132430	15521-43160		
L295DT/F	2103129		1521332430	1959638C1		
L295DT/F	2103129	1528711490	1521332430	1959638C1		
L3000F/DT	T007016323		1732132430	1959638C1		
L3010GST	TA040-93230	6672468	1732132430	15521-43160	T007037710	TA24059900
L3010HST	TA040-93230	6672468	1732132430	15521-43160	T007037710	
L3010DT	TA040-93230	6672468	1732132430	15521-43160	T007037710	
L305DT/F	2103129		1521332430	1959638C1		
L305DT/F	2103129	1528711490	1521332430	1959638C1		
L3130DT	TA040-93230	6672468	1732132430	15521-43160	T007037710	
L3130F	TA040-93230	6672468	1732132430	15521-43160	T007037710	
L3130GST	TA040-93230	6672468	1732132430	15521-43160	T007037710	
L3130HST	TA040-93230	6672468	1732132430	15521-43160	T007037710	TA24059900
L3130DT	TA040-93230	6672468	1732132430	15521-43160	T007037710	
L3130F	TA040-93230	6672468	1732132430	15521-43160	T007037710	
L3130GST	TA040-93230	6672468	1732132430	15521-43160	T007037710	
L3130HST	TA040-93230	6672468	1732132430	15521-43160	T007037710	
L3200DT			1732132430			
L3200DT	TA040-93230	6672468	1732132430			
L3200F			1732132430			
L3200F	TA040-93230	6672468	1732132430			
L3200HST			1732132430			
L3200HST	TA040-93230	6672468	1732132430			
L3240DT	TA040-93230	6672468	1732132430	15521-43160	T007037710	
L3240F	TA040-93230	6672468	1732132430	15521-43160	T007037710	
L3240GST	TA040-93230	6672468	1732132430	15521-43160	T007037710	
L3240HST/C	TA040-93230	6672468	1732132430	15521-43160	TA24059900	
L3250DT/F	70000-11080		70000-14692	15521-43160		
L3250DT/F	70000-11080	1043327M91	70000-14692	15521-43160		
L3300DT/GST/F	T007016323		1732132430	15521-43160		
L3300DT/GST/F	TA040-93230	6672468	1732132430	15521-43160		
L3350HDT	70000-11080		70000-14692	15521-43160		
L3350MDT	70000-11080		70000-14692	15521-43160		
L3400DT	TA040-93230	6672468	1732132430			
L3400F	TA040-93230	6672468	1732132430			
L3400HST	TA040-93230	6672468	1732132430			
L3410DT	TA040-93230	6672468	1732132430	15521-43160	T007037710	
L3410GST	TA040-93230	6672468	1732132430	15521-43160	T007037710	
L3410HST	TA040-93230	6672468	1732132430	15521-43160	T007037710	TA24059900
L3430DT	TA040-93230	6672468	1732132430	15521-43160	T007037710	

# 2

ENGINE SYSTEMS

Replacement parts to fit

# KUBOTA



Application	Air, Outer	Air, Inner	Oil	Fuel, Primary	Hydraulic	Secondary Hydraulic
L3430GST	TA040-93230	6672468	1732132430	15521-43160	T007037710	
L3430HST	TA040-93230	6672468	1732132430	15521-43160	T007037710	TA24059900
L3430HSTC	TA040-93230	6672468	1732132430	15521-43160	T007037710	TA24059900
L3450DT	1732511080		1732132430	15521-43160		
L3450DT	2103129	1528711490	1732132430	15521-43160		
L3450DT-GST	1732511080		1732132430	15521-43160		HH15032094
L3450DT-GST	2103129	1528711490	1732132430	15521-43160		HH15032094
L3450DT-WET	1732511080		1732132430	15521-43160		
L3450DT-WET	2103129	1528711490	1732132430	15521-43160		
L3450F	1732511080		1732132430	15521-43160		
L3450F	2103129	1528711490	1732132430	15521-43160		
L345/DT	2103129		1540232090	1959638C1		
L345/DT	2103129	1528711490	1540232090	1959638C1		
L3540GST	TA040-93230	6672468	1732132430	15521-43160	T007037710	
L3540HST/C	TA040-93230	6672468	1732132430	15521-43160	T007037710	TA24059900
L355SS	2103129		1540232090	1959638C1		
L355SS	2103129	1528711490	1540232090	1959638C1		
L35TLB	T007016323		1732132430	15521-43160	T007037710	
L3600DT/GST	T007016323		1732132430	15521-43160	T007037710	
L3600DT/GST	TA040-93230	6672468	1732132430	15521-43160		
L3600DTC	TA040-93230	6672468	1732132430	15521-43160	T007037710	
L3600GSTCA	TA040-93230	6672468	1732132430	15521-43160	T007037710	
L3650DT	1732511080		1732132430	15521-43160		
L3650DT	2103129	1528711490	1732132430	15521-43160		
L3650DT-W	1732511080		1732132430	15521-43160		
L3650DT-W	2103129	1528711490	1732132430	15521-43160		
L3650F	1732511080		1732132430	15521-43160		
L3650F	2103129	1528711490	1732132430	15521-43160		
L3650GST	1732511080		1732132430	15521-43160		HH15032094
L3650GST	2103129	1528711490	1732132430	15521-43160		HH15032094
L3700SUHSTP	TA040-93230	6672468	1732132430			
L3710DT	TA040-93230	6672468	1732132430	15521-43160	T007037710	TA24059900
L3710GST	TA040-93230	6672468	1732132430	15521-43160	T007037710	
L3710HST	TA040-93230	6672468	1732132430	15521-43160	T007037710	TA24059900
L3710HSTC	TA040-93230	6672468	1732132430	15521-43160	T007037710	TA24059900
L3750	70000-11080	1043327M91	1540232090	15521-43160		
L3750DT	70000-11080	1043327M91	1540232090	15521-43160		
L3800DT			1732132430			
L3800DT	TA040-93230	6672468	1732132430			
L3800F			1732132430			
L3800F	TA040-93230	6672468	1732132430			
L3800HST			1732132430			
L3800HST	TA040-93230	6672468	1732132430			
L3830DT	TA040-93230	6672468	1732132430	15521-43160	T007037710	
L3830DT	TA040-93230	6672468	1732132430	15521-43160	T007037710	
L3830F	TA040-93230	6672468	1732132430	15521-43160	T007037710	
L3830GST	TA040-93230	6672468	1732132430	15521-43160	T007037710	
L3830HST	TA040-93230	6672468	1732132430	15521-43160	T007037710	TA24059900
L39	TA040-93230	6672468	1732132430	15521-43160	T007037710	



Application	Air, Outer	Air, Inner	Oil	Fuel, Primary	Hydraulic	Secondary Hydraulic
L3940DT	TA040-93230	6672468	1732132430	15521-43160	T007037710	
L3940GST	TA040-93230	6672468	1732132430	15521-43160	T007037710	
L3940HST/C	TA040-93230	6672468	1732132430	15521-43160	T007037710	TA24059900
L4150	70000-11080	1043327M91	1540232090	15521-43160		
L4150DT	70000-11080	1043327M91	1540232090	15521-43160		
L4150DTN	70000-11080	1043327M91	1540232090	15521-43160		
L4150MDT	70000-11080	1043327M91	1540232090	15521-43160		
L4150MF	70000-11080	1043327M91	1540232090	15521-43160		
L4200DT/GST/C	T007016323		1732132430	15521-43160	T007037710	
L4200DT/GST/C	TA040-93230	6672468	1732132430	15521-43160	T007037710	
L4200F/FGST/C	T007016323		1732132430	15521-43160	T007037710	
L4200F/FGST/C	TA040-93230	6672468	1732132430	15521-43160	T007037710	
L4240DT	TA040-93230	6672468	1732132430	15521-43160	T007037710	
L4240GST	TA040-93230	6672468	1732132430	15521-43160	T007037710	
L4240HST/C	TA040-93230	6672468	1732132430	15521-43160	T007037710	TA24059900
L4300DT	TA040-93230	6672468	1732132430	15521-43160	T007037710	
L4300F	TA040-93230	6672468	1732132430	15521-43160	T007037710	
L4310DT-GST-C	TA040-93230	6672468	1732132430	15521-43160	T007037710	
L4310DT-HST-C	TA040-93230	6672468	1732132430	15521-43160	T007037710	TA24059900
L4310F/DT	TA040-93230	6672468	1732132430	15521-43160	T007037710	
L4310GST	TA040-93230	6672468	1732132430	15521-43160	T007037710	
L4310GSTC	TA040-93230	6672468	1732132430	15521-43160	T007037710	
L4310HST	TA040-93230	6672468	1732132430	15521-43160	T007037710	TA24059900
L4310HSTC	TA040-93230	6672468	1732132430	15521-43160	T007037710	TA24059900
L4330DT	TA040-93230	6672468	1732132430	15521-43160	T007037710	
L4330GST	TA040-93230	6672468	1732132430	15521-43160	T007037710	
L4330HST	TA040-93230	6672468	1732132430	15521-43160	T007037710	TA24059900
L4330HSTC	TA040-93230	6672468	1732132430	15521-43160	T007037710	TA24059900
L4350DT	DSPA3979		1732132430	15521-43160	T007037710	
L4350HDT	DSPA3979		1732132430	15521-43160	T007037710	
L4350HDT-W	DSPA3979		1732132430	15521-43160	T007037710	
L4350MDT	DSPA3979		1732132430	15521-43160	T007037710	
L4400DT	TA040-93230	6672468	1732132430	15521-43160	T007037710	
L4400DW	TA040-93230	6672468	1732132430	15521-43160	T007037710	
L4400FV	TA040-93230	6672468	1732132430	15521-43160	T007037710	
L4400FW	TA040-93230	6672468	1732132430	15521-43160	T007037710	
L4400H	TA040-93230	6672468	1732132430	15521-43160	T007037710	
L45	TA040-93230	6672468	1732132430	15521-43160	T007037710	TA24059900
L4610GST	TA040-93230	6672468	1732132430	15521-43160	T007037710	
L4610HST	TA040-93230	6672468	1732132430	15521-43160	T007037710	TA24059900
L4610HSTC	TA040-93230	6672468	1732132430	15521-43160	T007037710	TA24059900
L4630DT	TA040-93230	6672468	1732132430	15521-43160	T007037710	
L4630GST	TA040-93230	6672468	1732132430	15521-43160	T007037710	
L4630GSTC	TA040-93230	6672468	1732132430	15521-43160	T007037710	
L4630HST	TA040-93230	6672468	1732132430	15521-43160	T007037710	TA24059900
L4740	5980026110	3A11119130	1732132430	15521-43160	T007037710	
L4850DT/HDT-W	DSPA3979	1732132430	15521-43160	T007037710		
L48TL/TLB	6666333		1732132430	15521-43160	TA24059900	
L5030GST	6666333		1732132430	15521-43160	T007037710	

# 2

ENGINE SYSTEMS

Replacement parts to fit

# KUBOTA



Application	Air, Outer	Air, Inner	Oil	Fuel, Primary	Hydraulic	Secondary Hydraulic
L5030HST	6666333		1732132430	15521-43160	T007037710	TA24059900
L5030HSTC	6666333		1732132430	15521-43160	T007037710	TA24059900
L5450HDT-W	70000-11080	1043327M91	1732132430	15521-43160	T007037710	
L5450HDT-W	DSPA3979		1732132430	15521-43160	T007037710	
L5740	5980026110	3A11119130	1732132430	15521-43160	T007037710	

**REPLACES M-Series Filters**

Application	Hydraulic
M1820	70020-00165
M1830	70020-00165
M1840	70020-00165
	70020-00165
M1850	70020-00165
M1850A	70020-00165
M1860	70020-00165
M1860A	70020-00165
M1870	70020-00165
M1880	70020-00165

**REPLACES Engine Air Cleaner Elements**

**70000-11080**

Air cleaner element. 11-1/2" height, 5-3/16" OD, 21/32" ID.

**Excavators:** KH28, KH90, KH101, KH151, KH170L, KH18(L), KH191, KH28, KH90(H), KX121-2 (all), KX161-2 (all). **Loaders:** R400(B), R410 (all), R420, R510 (all), R520.

*\*Also fits L-Series tractors. See table.*



**70000-11081**

Air cleaner element. **Tractors:** M4000, M4050, M4500, M4500C, M4500DT. **Excavators:** KH18, KH35, KH60. 10.39" high, 4.09" O.D. *\*Also fits L-Series tractors. See table.*



**70000-11221**

Air cleaner element. **Tractors:** F2000 (all), F2100 (all). Replaces 15222-11222. 7.25" high, 3.27" O.D. *\*Also fits B- & L-Series tractors. See table.*



**TA040-93230**

Outer air filter element, radial seal. 10-13/16" height, 4-1/8" OD, 2-5/16" ID. Paper. **Utility Vehicles:** RTV1100 - (all with double air filter system). Uses inner air filter TA040-93220.

*\*Also fits L-Series tractors. See table.*



**TA040-93220**

Inner air filter element, radial seal. 10-13/16" height, 2.300" OD top, 2.400" OD bottom, 1.77" ID bottom. **Tractors:** see TA040-93230.

**1211-82320**

Outer air filter element, radial seal. 7" height, 3-17/32" OD, 1.824" ID. **Tractors:** BX1500D, BX1800D, BX2200D, BX22D, G2160/D-S, G2460G, TG1860, ZD18F, ZD21F, ZD28F. Kubota part # K1211-82320.



**17381-11181**

Inner air filter element, felt. 10-1/8" height, 2.543" OD top, 3-1/10" OD bottom, 2/3" ID top, 2-5/32" ID bottom. **Tractors:** R400(B), R410/B, R420, R510 (all), R520. *\*Also fits L-Series tractors. See table.*



**59700-26116**

Outer air filter element, radial seal. 14-1/32" height, 6-1/2" OD, 3-9/16" ID. **Tractors:** M105S (all), M108XDTC, M8200 (all), M8540 (all), M9000 (all), M9540 (all), M95SDSC, M96 (all).



**R1401-42280**

Outer air filter element, radial seal. 12-5/16" height, 5-1/32" OD, 3-5/32" ID. **Tractors:** L48TL/TLB, L5030, L5030 (all), M4700, M4700DT, M4800, M4800SU, M4900, M4900 (all), M5400, M5400DT/DTN, M5700, M5700C (all), MX5000DT, MX5000F.



**Excavators:** KX121-3, KX121-3R3, KX121-3R4, KX121-3R4A, KX121-3S3, KX121-3S4, KX121-3S4A, KX121-3SS, KX161-3, KX161-3R1, KX161-3R2, KX161-3S1, KX161-3S2, KX161-3SS, KX161-3ST, U45-3. **Loaders:** R420, R420BU-1A, R420LS, R520, R520BU-1A, R520S1, R520S2.

**REPLACES**

**124550-55700**

**Fuel Filter Elements**

Fuel filter. **Tractors:** F2400, F2400B Front Mowers w/D1105-F engine; FZ2100 w/D905 engine; FZ2400 w/D1105-F engine. Replaces 16271-43560.

**15231-43560**

Fuel filter element, paper. 3-7/16" high, 1-1/8" outside diameter. Replaces. 15221-43081.



**Tractors:** F2000, F2000/II, F2000HST, F2100 (all), G2, G3200, G4200, G4200H, G5200, G5200H, G6200H, PX2100.

**Excavators:** K008, K008-3, KC120, KC80D, KH005, KH007, KH008-3, KH030, KH050, KH21, KH30, KH5, KH5, KH8. *\*Also fits B-Series tractors. See table.*

**15521-43160**

Fuel filter element. 3-1/2" high, 1-31/32" diameter. **Tractors:** M4050, M4500, M4700, M4700DT, M4800, M4800SU, M4900 (all), M5400, M5400DT/DTN, M5700 (all), MX5000DT/F. Excavator: L5450.



*\*Also fits L-Series tractors. See table.*

**70000-43081**

Fuel filter element. spin-on type. 3-1/2" high, 3" outside diameter.

**Excavators:** KH1D, KH10D, KH28, KH35, KH60, KH90, KH170L.

*\*Also fits L-Series tractors. See table.*



**15221-43170**

Fuel Filter (secondary). 3" height, 3" OD, 20x1 thread, 370 PSI burst, 9-11 GPM max flow.

**Industrials:** KD15, KH10, KH10D, KH12D, KH170, KH1D, KH28, KH35, KH41, KH50, KH60, KH61, KH70, KH90, KH91, KX41-2, KX41-H, R310, R400, R400B, R410, R510, KX101H, KX121-2, KX151-H, KX161-2, KX61-2, KX71-H, KX91-2, R420, R520.

**Tractors:** M4050, M4500.

*\*Also fits L-Series tractors. See table.*



## REPLACES

66021-36061

**Engine Oil Filter Elements**

Filter, Oil, spin-on, 3-1/32" OD, 4-1/16" length, 3/4"-16 thread.  
**Kubota: Tractor:** B21, B1550D, B1550E, B1550HSD, B1700HST, B1750D, B1750E, B1750HSD, B2100DT, B2100HST, B2400, B2400DT, B2410HSD, B2630HSD, B2650HSDC, B2710HSD, B2910, B3000HSDC, B3030HSDC, B3200HSD, B3350HSDC, B6100HST, B6200, B6200HST, B7100, B7200, B7300HSD, B7300HST, B7400HSD, B7500, B7500DT, B7500HSD, B7510DT, B7510HSD, B7610HSD, B7800HSD; **Mower:** F1900, F2000, F2100, F2260, F2260R, F2400, F2400B, F2560, F2560ER, F2560R, F2680E, F2690, F2690E, F2880, F2880E, F3063, F3060E, F3060R, F3080, F3560, F3680, F3990, FZ2100, FZ2400, G1700, G1800, G1800S, G1900, G1900S, G2000, G2000S, G2160, G3200, G4200, G4200H, G5200, G5200H, G6200, GT850, GT1050, PX2100, ZG20F, ZG23F;  
**Excavator:** KH14, KH15.



15521-32439

Oil filter element, spin-on type. 4-3/8" high, 3-11/16" outside diameter. **Tractors:** L2250, L2550, L2850.



70000-15241

Oil filter element, spin-on type. 2-27/32" high, 3" outside diameter. Replaces 15841-32091. **Tractors:** B2150 (with 1200-5B engine), B5100, B5100DT, B5200, B6100, B6100DT, B6100HST, B6200, B6200HST, B7100, B7100DT, B7100HST, B7200, B7200HST, B8200, B8200HST, B9200HST, F.



70000-32091

Oil filter element, spin-on type. 5-13/32" high, 3-11/16" outside diameter. **Tractors:** M4500DT, M4950, M5030. **Excavators:** KH18, KH28, KH60, KH90, KH170L, L5450.  
*\*Also fits L-Series tractors. See table.*



16271-32090

Filter, Oil, spin-on, 3" OD, 2-27/32" length, 20mm X 1.5 thread. **Tractors:** B20, B21, B1550D, B1550E, B1550HSD, B1700DT, B1700E, B1710, B1750D, B1750E, B1750HSD, B2100, B2100DT, B2100HST, B2110, B2110D, B2110HDB, B2150, B2400, B2400T, B2410HSD, B2630HSD, B4200D, B5200, B6100, B6100HST, B6200HST, B6200, B7100, B7200, B7500, B7500DT, B7500HSD, B8200, B8200HST, B9200, B9200HST, BX2200D, BX22LB-B, BX23LB-B, BX23LB-T, F2000, F2100, F2260, F2260R, F2560, F25660R, F2880, F2880E, F3680, G1700, G3200, G4200, G4200H, G5200, G5200H, G6200, GT1050, PX2100, T1600, T1600H, ZD28. **Excavator:** K008, K008-3, KH007, KH007R-1, KH007-2, KH008, KH1D, KH5, KH8-2, KH21, HK30, KH31, KH35, KH36, KH41, KH50, KH51, KH55, KH61, KX36, U10-3, U20, U20-3, U25-3, U35.



30401-37580

Oil filter, spin-on type (hydraulic). **Tractors:** F200, F2100, F2100E, FZ2100, FZ2400.



15241-32099

Oil filter, spin-on type (engine). **Tractors:** KH007, KH30, KH35, KH50, F2260E, F2560E, B1550, B1550D/E/HSD/HSE, G1800, G1900, G1900HST, G2000, G3200, G4200, G4200H, G5200H, G6200H, GF1800, GF1800E, L2550DTGST, L2850GST, T1600, T1600H.  
*\*Also fits B-Series tractors. See table.*

**REPLACES**

**Engine Heaters**

**70000-92500**

Frost plug engine heater with bushing. 32 mm dia. with 3/4" FNPT. 400 watt, 120 volt.

**Tractors:** L2050, L2250, L2350, L2500, L2550, L2650, L2850, L2950, L3250, L3350, L3450, L3650, L3750, L4150, L4350, L4850, L5450, M4030, M4700, M5030, M5400, KX101, KX121-2, KX151, KH151, KX161-2.  
Replaces GE11461.



**70000-73274**

Frost plug engine heater with cord. Threaded 1" NPT. 400 watt, 120 volt. Fits most tractors.  
Replaces GE11470.



**REPLACES**

**Water Pump**

**15321-73032**

Water pump with pulley.  
**Tractors:** L175, L185, L185DT, L200, L210, L225, L225DT, L245, L245DT, L245H (to s/n 1728), L245HC, L345, L345DT, KH10.




**15521-73033**

Water pump, new, with hub.  
**Tractors:** L235DT, L235F, L275DT, L275F, L3350DT, L355SS.



**16111-73030**

Water pump, new, with hub.  
**Tractors:** L296DT, L295F, L305DT, L305F.



**16412-73030**

Water pump, new, with hub.  
**Tractors:** L2050DT, L2050F, L2250DT, L2250F, L2350DT, L2350F, L2500DT, L2500F, L2550DT, L2550F, L2550-TOW, L2650DT, L2650F, L2650GST, L2850DT, L2850F, L2850GST, L2900DT, L2900F, L2900GST, L2950DT, L2950F, L2950GST, L3250DT, L3250F, L3300DT, L3300F, L3300GST, L3450DT, L3450F, L3450GST, L3600DT, L3600GST, L3650DT, L3650F, L3650GST, L4200DT, L4200F, L4200FGST, L4200GST, L4350HDT, L4850HDT, L5450HDT, M4030SU, M4700DT, M4700F, M4700SC, M4700SD, M5400DT, M5400F, M5400S, M5400SD, M5400DTN.



**REPLACES**

**Radiator Caps**



**157017-2030SR**

Safety Release Radiator Cap 13 psi. For radiator overflow reservoir systems, fits 3/4" deep neck.

**Tractors:** B20, B1750, B2150, B4200, B5100, B5200, B6100, B6200, B7100, B7200, B8200, L185, L235, L245, L275, L285, L295, L305, L345, L355, L2050, L2250, L2350, L2500, L2550, L2650, L2850, L3250, L3350, L3600, L3750, L4150, L4200, L4350, L4850, L5450, M4000, M4030, M4050, M4500, M4700, M4950, M5030, M5400, M5500, M5950, M6030, M6800, M6950, M7030, M7500, M7580, M7950, M8030, M8200, M8950, M9000, M9580.

**157017-2030**

OE Type Radiator Cap 13 psi. For radiator overflow reservoir systems, fits 3/4" deep neck.

**Tractors:** B20, B1750, B2150, B4200, B5100 OE, B5200, B6100, B6200, B7100, B7200, B8200, L185, L235, L245, L275, L285, L295, L305, L345, L355, L2050, L2250, L2350, L2500, L2550, L2650, L2850, L3250, L3350, L3600, L3750, L4150, L4200, L4350, L4850, L5450, M4000, M4030, M4050, M4500, M4700, M4950, M5030, M5400, M5500, M5950, M6030, M6800, M6950, M7030, M7500, M7580, M7950, M8030, M8200, M8950, M9000, M9580.

**15272-72020SR**

Safety release radiator cap, 13 psi. fits 32mm ID, 16mm deep neck. **Tractors:** B21, B1550, B1700, B2100, B2400, B2710, B3030, B7510, B7800, BX24, BX1800, L35, L2900, L3010, L3300, L3410, M110, M120, M5040, M6040, M7040, M9540, B7800 Compact, BX1800 Compact, F2400, F3060, G2100, G2160, G2460, T1600, T1760, TG1860G, ZD21.

**15272-72020**

OE type radiator cap, 13 psi. Fits 32mm ID, 16mm deep neck. **Tractors:** B21, B1550, B1700, B2100, B2400, B2710, B3030, B7510, B7800, BX24, BX1800, L35, L2900, L3010, L3300, L3410, M110, M120, M5040, M6040, M7040, M9540, B7800 Compact, BX1800 Compact, F2400, F3060, G2100, G2160, G2460, T1600, T1760, TG1860G, ZD21.

# 2

ENGINE SYSTEMS

Replacement parts to fit  
**KUBOTA**

REPLACES

## Radiator Assemblies



Application	Radiator	Height	Width	Depth	*Notes
L245	15201-72060	12-7/8"	14"	2"	
L245DT	15201-72060	12-7/8"	14"	2"	
L245H	15201-72060	12-7/8"	14"	2"	



**REPLACES****6C040-59252****Alternator**

Alternator, 12 volt. **Tractors:** B20, B1550, B1700, B2100, B2400, B2410, B2630, B2710HSD, B2910HSD, B3030, B5200, B6200, B7400, B7410, B7500, B7800, B8200, B9200, BX1500, BX1800, BX1830, BX22, BX2200, BX2230, BX23. **Mowers:** F2000, F2100, G1800, G1900, G2000, G3200, G4200, G5200, G6200, GF1800, T1600, ZD18, ZD21, ZD25, ZD28. Replaces 6C040-59252, EG673-64010.

**16241-64012**

Alternator assembly, 12 volt, 40 amp, with pulley. **Tractors:** B1550E, B1550HST, B1750D, B1750E, B1750HST, B21, B2100D, B2100E, B2100HSD, B2100HSDB, B2100HSE, B2150D, B2150E, B2150HSD, B2150HSE, B2400HSD, B2400HDE, B2410HSD, B2410HSDB, B2410HSE, B2710HSD, B2910HSD, B7500D, B7500DTN, B7500HSD, B7510, B7510DN, B7510HSD, B7610HSD, BX1800D, B1830D, BX2200D, BX2230D, BX22D, BX23D, F2260, F2400, F2560, F2560E, F3060, FZ2100, FZ2400, KX121-2 (S Series), KX161-2 (S Series), KX41-2 (S Series), KX41-2SV, KX41-3, KX41-H, KX61-2(S Series), KX71H, KX91-2 (S Series), R310B. Replaces 16241-64010.

**34070-75602**

Alternator, 40 amp, 12 volt, clockwise. **Tractors:** B1550, B1750, B2150, B2400, B2410, L35, L48, L2900, L3300, L3010, L3410, L3600, L3650, L3710, L4200, L4310, L4610. Replaces 3407075600, 3407075602, 1670564012, 16427-64011.

**15606-64010**


Alternator, 25 amp, 12 volt, clockwise. **Tractors:** B5100, B6000, B6100, B7100, B7200, B7300, L175, L185, L200, L210, L225, L235, L245, L260, L275, L285, L295, L305, L345, L355, L2050, L2350, M4000, M4050, M4500. **Excavators:** KH11H, KH12FD, KH151, KH170L, KH18, KH20, KH28, KH90, KHX101, KX151. Replaces 15321-64012, 15471-64010, 15606-64010.

**T1060-15682**

Alternator, 40 amps, 12 volt, clockwise. **Tractors:** L39, L2600, L2800, L3000, L3130, L3240, L3400, L3430, L3540, L3830, L3940, L4240, L4300, L4330, L4400, L4630, L4740, M4700, M4800, M4900, M5400, M5700. Replaces 3A011-74013, T1060-15682.

**K7561-61911**

Alternator, 55 amp, 12 volt, clockwise. **Utility Vehicle:** RTV900. Replaces K7561-61911.

**REPLACES****Voltage Regulator****70000-65398**

Voltage regulator. **Tractors:** L175, L185, L225, L235, L245, L275, L285, L295, L305, L345, L355SS, L2050, L2250, L2550, L2550DTGST, L3350, L3750, L4150, L2350, L2850, L3250, M-Series (excluding M-801), KH10, KH18, KH28, KH60, KH90, KH91, KH151, KH170L, KH191, KX101(H), KX151(H). Replaces 33251-74012, 33251-74013, 33251-74010.

## REPLACES

**Starters****6C070-59212**

Starter, 8 tooth, 12-volt, clockwise. **Tractors:** B26, B2710HSD, B2910HSD, B3030, B3200, B7800. Replaces 6C070-59210, 6C070-59212.

**15231-63015**

Starter assembly. **Tractors:** B1550 (all), B1750 (all), B20, B4200D, B5100 (all), B5200 (all), B6000 (all), B6100 (all), B6200 (all), B7100 (all), B7200 (all), B8200 (all), F2000 (all), F2100 (all), G1700, G1800 (all), G1900 (all), G6200H, G2000 (all), G2460G, G3200, G4200/H, G5200H, G5500S, KH-007H. Replaces 15231-63010, 15231-63012, 15852-63010, 15271-63010.

**15461-63010**

Starter assembly. 12 volt, 2 bolt mounting flange. **Tractors:** KH-10, KH-18/L, KH28L, KH60/H, KH-66/H, KH90/H, KH-91/H, KH-101, KH-151, KH-170L, KH-191, KX101, KX151, L285 (all), L295 (all), L2250 (all), L2550 (all), L2850 (all), L3250 (all), R410, R410B, R420. Replaces 15461-63012, 15461-63013, 15511-63010, 15521-63010, 15401-63010.

**15621-63012**

Starter assembly. 12 volt, OSGR, Denso. 11 teeth, offset gear reduction, 1.4 KW, clockwise. Two hole mounting. **Tractors:** L305 (all), L345 (all), L355SS, M4000, M4030 (all), M4050 (all), M4500 (all), M4700 (all), M4800SU, M4900 (all), M4950 (all), M5030 (all), M5400 (all), M5700 (all). Replaces 15601-63010, 15621-63010.

**34070-16803**

Starter, 9 tooth, 12-volt, clockwise, 1.2 KW. **Tractor:** L35, L2250, L2500, L2550, L2650, L2800, L2900, L2950, L3010, L3130, L3240, L3300, L3400, L3410, L3430. Replaces 34070-16081, 34070-16083, 34070-16800, 34040-16803.

**17341-63010**

Starter assembly. 12 volt, OSGR series, Denso. 9 teeth, offset gear reduction, 1.4 KW, CW. **Tractors:** L2250DT, L2550DT, L2850DT-GST, L3450 (all), L3650 (all), L3710 (all), L4200 (all), L4300 (all), L4310 (all), L4610 (all). Replaces 15461-63013, 17341-63013.

**1C010-63012**


Starter, 9 tooth, 12-volt, clockwise, 2.5 KW. **Tractors:** M96, M105, M108, M6800, M8200, M8540, M9000, M9540.



Replaces 1C010-63012.

**16235-63012**

Starter, 9 tooth, 12-volt, clockwise, 1.4 KW. **Tractor:** B2150, B9200, BX22, BX2200. **Utility Vehicle:** RTV900, RTV1100. **Excavators:** KX41-2, KX61-2, KX91-2. **Mowers:** F2400, FZ2100, FZ2400, GF1800, GF1800E, G1800, G1800S, G1900, TG1860. Replaces 16871-630012, 16612-63012, 15741-63011, 16235-63012.

**T1150-16800**

Starter, 8 tooth, 12-volt, 1.4 KW, clockwise. **Tractors:** L39, L3540, L3830, L3940, L4240, L4330, L4400, L4630.

**6C140-59210**

Starter, 12-volt, 0.9KW, 8 tooth, clockwise. **Tractors:** B1700, B2100, B2320, B2400, B2410, B2620, B2920, B7410, B7500, B7510, B7610.



**REPLACES**

**Clutch Discs**


**6C040-13402**

Clutch disc, 7-7/8", 10 spline 1" hub. Woven facing. **Tractors:** B20, B21, B1700, B2100, B2400, B2410, B2710, B2910, B7500, B7510, B7610, B7800.



**6C090-13400**

Clutch disc, 7-1/8", 10 spline 1" hub, woven facing. **Tractors:** B7300, B7400.



**32425-14300**

Clutch disc, 8-7/8", 10 spline 1" hub, woven disc. **Tractors:** L30, L35, L235, L245, L2050, L2250, L2350, L2500, L2550, L2600, L2650, L2850, L2950, L3450, L3650, B2150, B9200.



**66905-13300**

Clutch disc, 7-1/4", 14 spline 3/4" hub, woven facing. **Tractors:** L175, L185, L210, L1501, B1550, B1750, B4200, B5200, B6100, B6200, B7100, B7200.



**66419-13400**

Clutch Disc, 8-1/2" woven, 1", 10 spline hub. **Tractors:** L225, L235, L245, L245H, L260, L275, L275DT, L285P, L295, 295DT, L2050, L2050DT, L2050DT, L2250DT, L2350, L2350DT, L2500, L2500DT, L2550, L2550 TOW, L2550DT, L2550DT-GST, L2602DT, L2650DT-GST, L3000, L3000DT, B2150HST, B9200HSD, B9200HST.



**TD020-20500**

Clutch disc, 9.5", 19 spline, 1-3/8" hub, woven facing. **Tractors:** L2900, L2900DT, L2900F, L3010, L3010DT, L3010F, L3130F, L3240, L3300, L3410, L3430, L3540, L3830, L3940, L4240, L4300DT, L4300F, L4330, L4400, L4630, L4740, L5030, L5240, L5740.



**3A011-25130**

Clutch disc, 10-3/4", 14 spline, 1-9/16" hub, woven facing. **Tractors:** M4700, M4800, M4900, M5040, M5400, M5700, M6040, M6800, M7040, M8200.



**3C08125132**

Clutch disc, 13", 14 spline, 1-9/16" hub, 6 pad. **Tractors:** M6950, M6970, M7580, M7950, M7970, M8540, M8580, M8950, M9540.



**3A161-25130**

Clutch Disc 11-3/4", 1-9/16", 14 spline hub, 6 pad, spring dampened. **Tractors:** M8200, M8200C, M8200DT, M8200DTC, M9000, M9000C, M9000DT, M9000DTC.



**REPLACES**

**Pressure Plate Assembly**

**6C040-13300**

Clutch pressure plate, 8". **Tractors:** B20, B21, B1700, B2100, B2400, B2410, B2710, B2910, B7500, B7510, B7610, B7800.



**6C090-13300**

Clutch pressure plate, 7-3/8". **Tractors:** B7300, B7400.



**32430-14500**

Clutch pressure plate, 9". **Tractors:** L30, L35, L235, L245, L2050, L2250, L2350, L2500, L2550, L2600, L2650, L2850, L2950, L3450, L3650, B2150, B9200.



**67211-13300**

Clutch pressure plate, 7-1/4". **Tractors:** L175, L185, L1501, B1550, B1750, B4200, B5200, B6100, B6200, B7100, B7200.



**37300-14500**

Clutch pressure plate, 8-1/2". **Tractors:** B2150, B9200, L225, L235, L245, L245H, L260, L285, L295, L375, L2050, L2201, L2250, L2250DT, L2255, L2350, L2350T, L2500, L2550, L2550D, L2600F, L2650, L2850, L2750T, L3000.



**32350-14503**

Clutch pressure plate assembly, 8-1/2" diameter, 3 levers, 6 springs. **Tractor:** L225, L225DT, L260. Replaces 32350-14500.



**TA020-20600**

Clutch pressure plate, 9-1/2". **Tractors:** L2900, L2900DT, L2900F, L3010, L3010DT, L3010F, L3130F, L3240, L3300, L3410, L3430, L3540, L3830, L3940, L4240, L4300DT, L4300F, L4330, L4400, L4630, L4740, L5030, L5240, L5740.



# 4

## POWER TRAIN

# Replacement parts to fit KUBOTA

**TA040-20600**

Clutch pressure plate, 10-1/4".  
**Tractors:** L3240DT, L3540DT, L3600, L3710, L3830, L3940DT, L4200, L4240DT, L4310, L4330, L4610, L4630, L4740, L5030, MX5000, MX5100.



**3G011-24110**

Clutch pressure plate, 10-7/8".  
**Tractors:** M4700, M4800, M4900, M5040, M5140, M5400, M5700, M6040, M6800, M7040, M8200.



**36530-25112**

Clutch pressure plate, 12-13/16".  
**Tractors:** M6950, M6970, M7580, M7950, M7970, M8540, M8580, M8950, M9540.



**3A161-25110**

Clutch Pressure Plate Assembly, 11-3/4". **Tractors:** M8200, M8200C, M8200DT, M8200DTC, M9000, M9000C, M9000DT, M9000DTC.



**REPLACES**

### Clutch Release Bearing

**38430-14820**

Release Bearing (Dual clutch), 2.164" I.D., 3.450" O.D., .765" Thickness. **Tractors:** B2150, B9200, L235, L275, L2250, L2550, L2650, L2850, L2950, L3000, L3250, L3350, L3450, L3650, L4350.



**REPLACES**

### Wheel Clamp

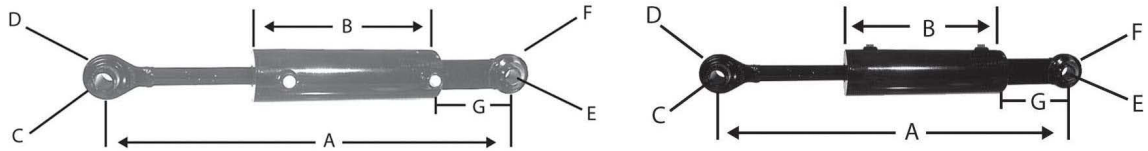


**7000000241**

Wheel clamp, disc to rim. For power adjust rims on a wide range of tractors.

REPLACES

### 3" Hydraulic Top Link Cylinders



HTL3103

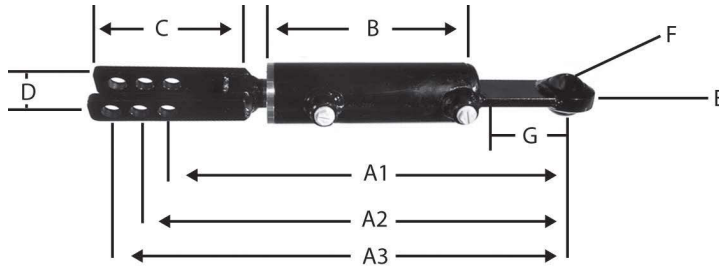
HTL3103M

- All ports 9/16-18 ORB (unless noted)
- Two adapters 9/16-18 ORBM x 1/4 NPTM 90° swivel
- M suffix, optional cylinders, Ports located 90° to the fixed clevis base pinhole

Replaces	Equiv. Gannon	STROKE LENGTH	CLOSED LENGTH A	BARREL LENGTH B	ROD HOLE DIA. C	ROD END WIDTH D	BASE END DIA. E	BASE END WIDTH F	BASE TO BALL C/L
HTL2101	13-535	8"	24-1/16"	12-7/16"	3/4"	1-3/4"	3/4"	1-3/8"	7-9/16"
HTL2102	13-650	8"	20"	12-7/16"	3/4"	1-3/4"	3/4"	1-3/8"	3-1/2"
HTL2103	13-792	5"	15"	9"	3/4"	1-3/4"	3/4"	1-9/16"	3-13/16"

REPLACES

### 2" Hydraulic Side Link Cylinders



Standard TISCO cylinders, all ports 9/16-18 ORB with two adapters 9/16-18 ORBM x 1/4 NPTM 90 swivel

Replaces	EQUIV. GANNON	STROKE LENGTH	A1	A2	A3	BARREL LENGTH B	CLEVIS DEPTH C	CLEVIS WIDTH D	BASE END DIA. E	BASE END WIDTH F	BASE TO BALL C/L
HSL2201	*	4"	15-1/2"	16-1/2"	17-1/2"	8-7/16"	5-5/8"	7/8"	3/4"	1-3/8"	3-7/8"

REPLACES

### Hydraulic Valves

HV4023

Two spool, 4-way, 3 position hydraulic valve, 2000 p.s.i. Relief, spring center to neutral, **less handles**



HV4033

Valve, 3-spool, 2000 psi. Relief, tandem (4 way) spool, spring center to neutral, **less handles.**



**REPLACES**

## Hydraulic Valve Box with Handles

*(Kits HCKKB02, HCKKB03, HCKKL12, HCKKL13)*

**HV4984**

Valve box two-handle assembly. All steel (14 gauge) unit has built-in handle pivots complete with actuator links and two 3/8" diameter steel handles (one straight, one offset) with durable plastic knobs. Removable cover has edge protectors installed, offering good looks and protection to the operator. Will accommodate HV4023 valve (or equivalent size valve). This assembly is designed to mount on top of flat fenders.



**HV4985**

Valve box three-handle assembly. All steel (14 gauge) unit has built-in handle pivots complete with actuator links. One straight handle in center position flanked by two offset handles. Removable cover has edge protectors installed. Will accommodate HV4033 valve or equivalent. Mounts on top of flat fenders.



**REPLACES**

## Valve Box Handles & Parts



*Horizontal Mount*

**HV4988**

Handle, offset. Used in HV4984 & HV4985 valve assemblies.

**HV4989**

Handle, straight. Used in HV4984 & HV4985 valve assemblies.

**HV4987**

Knob, for use with HV4988 & HV4989 handles.

**HV4975**

Link kit, valve handle actuator. For use with HV4988 & HV4989 handles.

**REPLACES**

## Hydraulic Coupler Kit



**HV4298**

Coupler kit for TISCO 4000 series valves.

**Components of HV4298:**

**S20-4**

Quick coupler, complete (2)



**H31-SPL-44**

Hose, 44", two each.



**S42-4**

Double break-away clamp.



**REPLACES**

## Hydraulic Coupler



- Easy push/pull connection and disconnection under system pressure.
- Enclosed outer housing prevents dust and dirt build up.
- This coupler accepts all Pioneer 8010 Series or ISO 5675 male tips.
- Environmentally friendly Chromium 6 Free plating for excellent corrosion resistance

**3A111-82011**

Rigid mount coupler, 7/8-14 ORB thread, accepts standard ISO male tips (8010-4). Used in Kubota applications. Features a patented design that permits connection while either or both the coupler or male tip are under pressure. These couplers can be mounted directly to a valve or rigid tubing, eliminating the need for hose assemblies and breakaway clamps.

**9905-030**

Backup ring for 3A111-82011 coupler

**9905-031**

O-ring seal for 3A111-82011 coupler

REPLACES

## Hydraulic Oil Filter Element



66021-36060

Filter, oil, spin-on. 3-1/32" OD, 5-27/32" length, 3/4"-16 thread. **Tractors:** B21, B26, B1550HSD, B1550HSE, B1550HST, B1550HST-D, B1550HST-E, B1700HSD, B1700HSE, B1700HST, B1700HST-D, B1750HSD, B1750HSE, B1750HST, B1750HST-D, B1750HST-E, B2100HSD, B2100HSE, B2100HST, B2100HST-D, B2100HST-DB, B2110HDB, B2400HSD, B2400HSE, B2400HST, B2400HST-D, B2400HST-DB, B2400HST-E, B2410HSD, B2410HSD-B, B2410HSE, B2630HSD, B2710HSD, B2910HSD, B3000HSD-C, B3000HSD-CC, B3030HSD, B3030HSD-C, B3030HSD-CC, B3200HSD, B3200HSD-WO, B3300SUHSD, B6100HST, B6100HST-DT, B6100HST-E, B6200HST-D, B6200HST-E, B7100HSD, B7100HSE, B7100HST-DT, B7100HST-E, B7100HST-II-DT, B7200HSD, B7200HSE, B7200HST, B7200HST-D, B7200HST-E, B7300HSD, B7400HSD, B7500HSD, B7510HSD-F, B7510HSD-R, B7510HSD-TR, B7610HSD, B7610HSD-F, B7610HSD-R, B7800HSD, B7800HSD-F, B7800HSD-R. **Mowers:** F1900, F1900E, F2000, F2100, F2100E, F2260R, F2400, F2560E, F2680E, F2880, F2880E, F3060, F3060R, F3080, F3560, F3680, G1700, G18, G1800, G1800S, G18HD, G1900, G1900S, G2000, G2000S, G2160, G2160R48S, G2HST, G3HST, G4200H, G5200H, G6200H, GF1800, GF1800E, GF1800ER, GF1800R, M126XDTC, M126XDTPC, M135XDTC, M135XDTCSC, PX2100, ZG20, ZG20F, ZG23, ZG23F.

REPLACES

## Hydraulic Cylinder Seal Kits



HSK2002

Seal Kit, for 2" bore HTL & HSL Series top and side link cylinders. Contains seals and o-rings for 2" cylinder repair, (Ref. A). For cylinders - HTL2101, HTL2102, HTL2103, HSL2201, HSL2202, HSL2203. Kit HSK2002 replaces old kit HSK2001.

HSK3002

Seal Kit, for 3" bore HTL & HSL Series top and side link cylinders. Contains seals and o-rings for 3" cylinder repair. For cylinders-HTL3101, HTL3101M, HTL3102, HTL3102M, HTL3103, HTL3103M, HTL3105, HTL3105M, HTL3106, HTL3106M, HSL3201, HSL3201, HSL3201M, HSL3202, HSL3203, HSL3203M. Kit HSK3002 replaces old kit HSK3001.

REPLACES

## Adapter Plate Kits



HV4905

Adapter plate kit for Kubota L2250, 2550 and 2850 tractors. Allows oil to be plumbed from LH rear of tractor hydraulic top cover to remote hydraulic valve. All other hydraulic systems on tractor remain fully live and independent. **NOTE:** You must use a valve equipped with power beyond capability. This is a 3 port adapter, P-pressure, R-return & PB-power beyond ports. All ports 9/16" - 18 ORB. Kit is complete with o-ring seals. Use existing hardware. Mounting instructions included.

REPLACES

## Hose Assemblies



Replaces	HOSE TYPE	HOSE END LEFT	OVERALL LENGTH (IN)	HOSE END RIGHT
HV4959	3/8"-1 Wire	9/16"-18 ORB Male Solid	48"	3/8" NPT Male Solid
HV4961	1/4"-1 wire	9/16"-18 ORB 90° male swivel	46"	1/4" NPT male solid
HV4962	1/4"-1 wire	9/16"-18 ORB 90° male swivel	48"	1/4" NPT male solid
HV4964	1/4"-1 wire	9/16"-18 ORB 90° male swivel	41"	1/4" NPT male solid

## REPLACES

**Three Point Hitch Kit & Parts**

## TPKK

Three point hitch kit, complete. For various Kubota and Iseki models. For Iseki applications you must order TPLAFI brackets (order separately). Kit consists of 2 lift arms (TPLAK), 1 adjustable leveling arm (TPALAL), 1 stabilizer bar (TPSBK), 2 stabilizer chain assemblies (TPSCK), 1 adjustable top link (JSA1009), 2 leveling arm brackets (TPLAFK), for KUBOTA and miscellaneous hardware.



## TPLAK

Lift arm only, 19-5/8" c to c. For kit TPCK.



## TPALAK

Adjustable leveling arm, 10-3/8" c to c. For kit TPCK.



## TPSBK

Stablizer bar, center, 18-3/4" overall length. For kit TPCK.




## TPSCK

Stablizer chain assembly, 12" adjustable length. For kit TPCK.



## TPLAFK

Leveling arm brackets. For KUBOTA tractors. Set of 2.



## TPLAFI

Leveling arm bracket. For ISEKI tractors.



## JSA1009

Top link 9" body. Category I, 3/4" ball joints. Adjust 13" to 19" overall. Dichromate plated center body.





REPLACES

**Nut For Cultivator Clamp  
Wedge Bolt**



**580004**

Nut for wedge bolt, 16mm diameter.

## MISCELLANEOUS

## REPLACES

**Complete Seat Assembly**

- Heavy duty seat assembly
- High back compact seat
- Drain holes
- Drop-in fit for Kubota tractors
- Dimensions: 17" wide x 18" H x 21.5" D
- Black leatherette upholstery

34159-18400

Seat assembly, High back compact tractor seat. Steel pan. Drop in fit for Kubota tractors. Will accept OPS switch. **Tractors:** 4650 Backhoe, K008 Backhoe, B1550, B1700, B1750, B20, B2100, B2150, B2400, B2410, B2710, B2910, B4200, B5100, B6100, B7100, B7300, B7500, B8200, G1800, G1900, G2000, GF1800 mower, L175, L185, L200, L225, L2050, L210, L225, L2250, L235, L2350, L245, L260, L2650, L285, L275, L2850, L285, L2900, L295, L3000-DT, L3000-F, L305, L3250, L3300, L3350, L3410, L345, L3450, L35, L335, L3600, L3650, L3710, L3750, L4150, L4200, L4350, L4610, L4850, L5450, M4000, M4050, M4500, M5500, M7500, MX5000, B9200. Plus several more.

## REPLACES

**Replacement Paint for Kubota****Orange #1 (to 1980)**

Gallon

Quart

Spray

**Orange #2 (1981 & up)**

Gallon

Quart

Spray

**Blue**

Gallon

Quart

Spray

TP370GAL

TP370QT

TP370SP

TP371GAL

TP371QT

TP371SP

TP375GAL

TP375QT

TP375SP

**REPLACES**

**Miscellaneous Paint**



**Satin Black**

- TP225GAL    Gallon
- TP225QT    Quart
- TP225SP    Spray

**Aluminum**

- TP312GAL    Gallon
- TP312QT    Quart
- TP312SP    Spray

**White Gloss**

- TP462GAL    Gallon
- TP462QT    Quart
- TP462SP    Spray

**Black Gloss**

- TP550GAL    Gallon
- TP550QT    Quart
- TP550SP    Spray

**REPLACES**

**Primer**



**Gray**

- TP2700GAL    Gallon
- TP2700QT    Quart
- TP2700SP    Spray

**White**

- TP2710GAL    Gallon
- TP2710SP    Spray

**Yellow**

- TP2720GAL    Gallon
- TP2720QT    Quart
- TP2720SP    Spray

**Red**

- TP3987GAL    Gallon
- TP3987QT    Quart
- TP3987SP    Spray

## MISCELLANEOUS

## REPLACES

**Acrylic Lacquer Clear Coat**

- Adds more shine, prolongs color, and prevents fade
- Protects original paint finish
- "Water Clear" non-yellowing gloss finish
- Provides additional fade resistance

TP447GAL

Gallon

TP447QT

Quart

TP447SP

Spray

## REPLACES

**Acrylic Hardner**

TP12HP

Acrylic hardener, lead free. For alkyd gloss tractor and implement enamel, 8 oz. can. Improves initial dry time and hardness development. Use with slow dry alkyd base tractor and implement gloss enamel. Not compatible with fast dry enamel or other paints

TP12P

Acrylic hardener, 16 oz. can, lead free. For alkyd gloss tractor and implement enamel. Improves initial dry time and hardness development. Use with slow dry alkyd base tractor and implement gloss enamel. Not compatible with fast dry enamel or other paints.