

STORM WINDOWS



ALUMINUM

# STORM WINDOWS

ARCHITECTURAL INTEGRITY AND PROTECTION

# ADVANTAGES OF STORM WINDOWS

Maintenance Free

Weather Protection

Reduce Outside Noise

Protect Original Windows

Easy to Install - No Mess!\*

## DETAILS THAT COUNT

Custom-built to your specifications

Constructed of heavy-duty, extruded aluminum for long life and structural integrity

Creates a dead air space that helps block energy transfer

Complement your home with one of 16 beautiful colors

Low-E and other glass options available

Lifetime Limited Transferable Warranty



**Latch bolts, swivel sash keys and sash guides** have been re-designed for improved durability and functionality



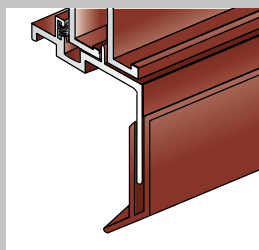
**Wrap around marine glazing** seals glass firmly into sash and makes glass replacement easy

\* The basic installation of ProVia Storm Windows is excluded by definition from the U.S. EPA Lead-Based Repair, Replace and Painting Program (RRP Rule).





**Anti-bow pins** ensure sashes will resist bowing under heavy wind loads (double hung only)



**Adjustable 1" bottom expander** simplifies installation for out of square openings and is weeped for drainage (except on #140 picture models)



**Nylon pivot pins** ensure smooth sash operation (double hung only)



**Heavy-duty sash interlock seals** seal out the elements (double hung & sliders)

# WHY CHOOSE A LOW-E WINDOW?

## Save Money and get Quick Payback!

Over 800,000 homes annually have storm windows installed<sup>1</sup>, with virtually all having clear uncoated glass, reducing the heating load by only 13% with a 10 year simple payback<sup>2</sup>.

In a recent Chicago study, Low-E storm windows showed marked improvement over the clear glass benefits amounting to an average of 21% heat load reduction and an average payback of 4.5 years<sup>2</sup>.

Cost-effective alternative to total window replacement

Warmer in winter; average of 21% heat load reduction<sup>2</sup>

Cooler in summer; reduces solar heat gain

Reduces air infiltration

***Storm windows are designed to be installed over existing windows having sloped sills and are not intended to be used as a primary window. Regardless of application, product warranty does not cover issues such as leaking and condensation.***

<sup>1</sup> U.S. DOE, September 2014 - "Low-E Storms: The Next "Big" Thing" in Window Retrofits" by Pam Cole, Pacific Northwest Laboratory and U.S. DOE, June 2013 - "Low-E Storm Windows: Market Assessment and Pathways to Market Transformation" by KA Cort, Pacific Northwest Laboratory

<sup>2</sup> S. Craig Drumheller - NAHB Research Center, Christian Kohler - Lawrence Berkeley National Laboratory, Stefanie Minen - Utilvate Technologies, *Field Evaluation of Low-E Storm Windows*, 2007







# TOWN & COUNTRY

## Double Hung Windows

### Features & Benefits

Triple track windows feature an inside operating half screen, while double track windows feature a half screen that is housed under the exterior sash


Keep out the cold and heat with full perimeter black vinyl frame liner

Additional structural strength with the mid-window stabilizer bar

Cleaning is made easy with the removable sashes and half screen

Safely adjust the amount of ventilation with ratcheted sash stops every 1" on top and bottom sashes

Coated springs and polymer constructed latch bolts create a smooth latch operation



Mitered frame corners provide superior strength and beauty. For extra elegance we have a contoured master frame.

# CONCORD

## Double Hung Windows

### Features & Benefits


Triple track windows feature an inside operating half screen, while double track windows feature a half screen that is housed under the exterior sash (also available with optional external full screen)

Keep out the cold and heat with full perimeter weatherstripping

Additional structural strength with the mid-window stabilizer bar

Cleaning is made easy with the removable tilt-in sashes and half screen

Safely adjust the amount of ventilation with ratcheted sash stops every 1" on top and bottom sashes



Butt frame corners give this window exceptional strength. The square frame also creates a clean contemporary look.

## VALLEY FORGE

### *Slider Windows*

#### Features & Benefits

Mitered frame corners provide superior strength and beauty

Available in two or three-lite models  
(3-lite available in 1/4-1/2-1/4, 1/3-1/3-1/3 or custom)

Hollow sill construction for additional strength and drainage control

Full length pull rail with spring loaded latches

Long-life Delrin® rollers with stainless steel housing provide long-lasting smooth operation

Screens over 40" in height include a stabilizer bar



Inside Latch

## CLINTON

### *Picture Windows*

#### Features & Benefits

Mitered frame corners provide superior strength

Available with inside or outside removable sash

Sash clips for removable screen and sash

Full perimeter weatherstripping

Available in select models 1, 2, 3, or 4 lite units

Architectural shapes available as special order with additional lead time (See page 6 for more details.)

Also available in 140 and 630 styles (See Price List for details.)





# STORM WINDOW COMPARISON

	Town & Country Double Hung 520/527	Concord Double Hung 696/697	Valley Forge 2-Lite Slider 422	Valley Forge 3-Lite Slider 423	Clinton Outside Removable 140/240	Clinton Inside Removable 630
Corner Construction	Mitered & Screwed	Butted & Screwed	Mitered & Screwed	Mitered & Screwed	Mitered & Screwed	Mitered & Screwed
Installation Screws	Color Matched	Color Matched	Color Matched	Color Matched	Color Matched	Color Matched
Frame Profile	Contoured with Vinyl Liner	Square	Square	Square	Square	Contoured
Glazing	Wrap-Around Marine	Wrap-Around Marine	Wrap-Around Marine	Wrap-Around Marine	Wrap-Around Marine	Wrap-Around Marine
Fiberglass Screen	Half	Half (full screen optional)	Half	Two	Full Optional	Full
Weatherstripping	Full Perimeter	Full Perimeter	Full Perimeter	Full Perimeter	Full Perimeter	Full Perimeter
Mid-Window Stabilizing Bar	Horizontal	Horizontal	Vertical	Vertical	N/A	N/A

## COLOR OPTIONS

Our oven-baked finishes are backed by a Lifetime Limited Warranty for lasting beauty and low maintenance. These finishes are also available on ProVia Storm Doors, Aluminum Replacement Windows and Entry Doors.

### FEATURED COLORS

Snow Mist
Café Cream
Chateau
Sandpiper Beige
Sandstone
Sterling Gray
Clay
Geneva Blue
Forest Green
Mountain Berry
Rustic Bronze
Tudor Brown
Coal Black

### LIMITED COLORS


Primrose Yellow
Enzian Blue
Vallis Red

Additional 2 week lead time required when using Limited Colors on Aluminum Storm Windows.

Refer to our color selector for accurate color representation.

## ARCHITECTURAL SHAPES

Nothing adds drama to a home like specialized architectural shapes. Customized shapes are available in a wide variety of styles.









# PRIVACY GLASS OPTIONS

Choose from Obscure Pebble or Gluechip glass if you need light to filter in, yet want to maintain privacy.



**OBSCURE PEBBLE**



**GLUECHIP**

*Actual privacy levels will vary depending on your distance from the glass and also the amount of light in the room in comparison to the light outside your home. Privacy glass is not available for shaped storm windows.*

# TINT OPTIONS

Tinted glass can help reduce UV transmittance, solar heat gain and glare. Tinted glass options can give a room a whole new look, providing its own unique set of benefits. Be sure to choose the right one for your home.



**Solargray® Gray Tint**

Excellent glare control  
Exceptional protection against interior fabric and color fading  
Ultraviolet light protection



**Solarbronze® Bronze Tint**

High visible light transmittance  
Warm glow to interior décors  
Complements brick and stone  
Ultraviolet light protection



**Solexia® Green Tint**

Subdues interior brightness  
High visible light transmittance



**Azuria® Blue Tint**

Low shading coefficient  
High visible light transmittance  
Solar performance (reduces solar heat gain)









"To serve, by caring for details in ways others won't." It's not just our mission, but a way of letting our light shine every day at ProVia®. We continually strive to put these words into action by providing unmatched quality and service. The P-icon symbolizes each employee's commitment to devoting the utmost care, pride and quality into each building product we manufacture...it's The Professional Way.



THE PROFESSIONAL WAY

Doors • Windows • Siding • Stone  
**provia.com**

© 2019 ProVia  
P-MK-00070-19 1/19

Distributed by: