



AN/ARC-210
Integrated Communications System

AN/ARC-210 Receiver-Transmitter

A Rockwell Collins AN/ARC-210 V/UHF integrated communications system provides multimode voice and data communications in normal, secure or jam-resistant modes via line-of-sight (LOS) or satellite communication (SATCOM) links.

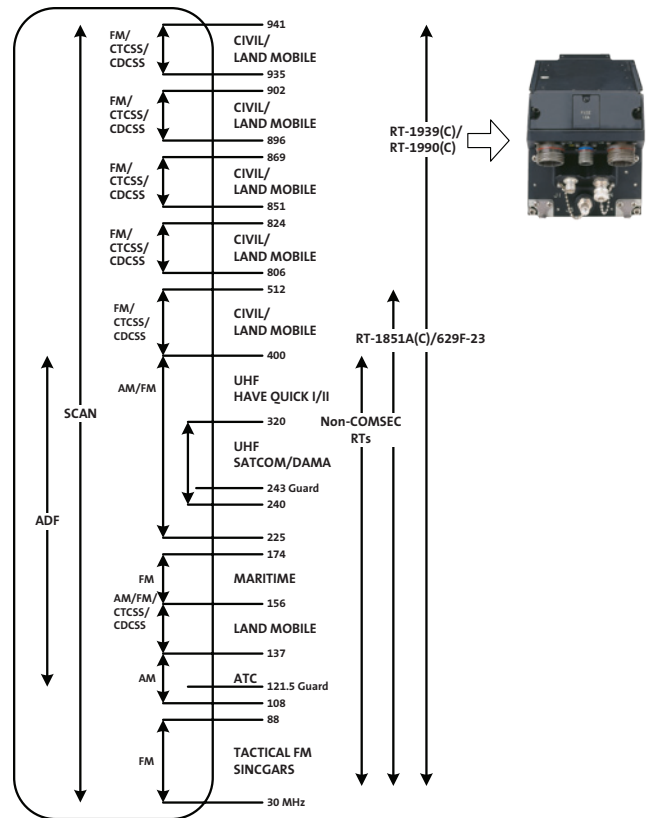
The AN/ARC-210 receiver-transmitter (RT) is the nucleus of an AN/ARC-210 integrated communications system. The AN/ARC-210 RT is available in several models and may be coupled with a full complement of ancillary equipment to provide the user community with exceptional capability and versatility.

Modes

- > Normal single channel
- > ATC
 - 25 kHz channel spacing
 - 8.33 kHz European channel spacing (RT-1851A(C), RT-1939(C) and 629F-23, ED-23B compliant)
- > Land mobile
- > Link 11
- > Maritime
- > Guard receiver
 - 121.5 MHz
 - 243 MHz
- > UHF SATCOM
 - Dedicated SATCOM (5 and 25 KHz)
 - 5 kHz DAMA
 - 25 kHz DAMA
 - 100% duty cycle in all dedicated and DAMA SATCOM modes for ARC-210 systems
 - Full duplex dedicated SATCOM capability using a dual RT configuration
- > Multiband/multimode capability
- > BLT (Bandwidth Efficient Advanced Modulation LOS Technology (RT-1851A(C))
 - Data transfer rates up to 80 kb/s LOS
- > EP (Electronic Protection)
 - HAVE QUICK I/II
 - SINCGARS
- > Embedded COMSEC/TRANSEC (RT-1851A(C) and RT-1939(C))
- > ADF (Automatic Direction Finding)



RT-1851A(C)
Receiver-Transmitter



- > Channel scan (4 preset channels)
 - > CTCSS/CDCSS (RT-1851A(C), RT-1939(C) and 629F-23)
- ### RT Embedded DAMA SATCOM (RT-1851A(C) and RT-1939(C))
- > Replaces external DAMA modem
 - > Dedicated SATCOM JITC certified
 - MIL-STD-188-181B
 - > 5 kHz DAMA SATCOM JITC certified
 - MIL-STD-188-182A
 - Embedded KGV-11 compatible TRANSEC for DAMA orderwire
 - Baseband 75-2400 bps
 - Modulation rate of 600 sps to 3 ksps
 - > 25 kHz DAMA SATCOM JITC certified
 - MIL-STD-188-183
 - Embedded KGV-11 compatible TRANSEC for DAMA orderwire
 - Bit rate of 75 bps to 16 kb/s
 - Burst rate of 9.6 ksps, 19.2 ksps, 32 ksps
 - > S-TADIL J and JREAP-A
 - > OTCIXS (RT-1851A(C))

AN/ARC-210 Receiver-Transmitter— continued

Embedded COMSEC (RT-1851A(C) and RT-1939(C))

- Replaces stand-alone legacy cryptographic units
- Provides
 - KY-58 data and voice cryptography with organic CVSD vocoder
 - KG-84A/C capability
 - Plain text data
 - ANDVT/KYV-5 narrowband operation with LPC-10E vocoder and MELP vocoder
 - DAMA orderwire cryptography (KGV-11)
 - Red DS-101 single point key fill interface
 - Black key management techniques
- Control via 1553B or Remote Control Unit (RCU)
- Selective zeroization via 1553B, total zeroization via discrete or RCU
- Fascinator (Saber)
- Battery backup for encryption key storage
- Programmable cryptographic capability (RT-1939(C))

Embedded Data Protocols

- Link 4A (TADIL C)
 - Replaces RT-1379A
- MIL-STD-188-220B/C with Variable Message Format (VMF)
 - Interoperable horizontal and vertical information exchange
 - Close-Air Support (CAS) missions

RT Interfaces

- RF ports (Tx/Rx)
 - Single port
 - Dual port (half-duplex)
- Control and data interfaces support a variety of integration configurations
- Software-based control via MIL-STD-1553B and RS-422/485
- Discrete I/O for flexible control/status
- Multiple data interfaces
 - Dedicated 1553 data bus (RT-1851A(C), RT-1939(C) and 629F-23)
 - MIL-STD-188-114A (RT-1851A(C), RT-1939(C) and 629F-23)
 - RS-232 (RT-1851A(C), RT-1939(C) and 629F-23)
 - MIL-STD-188C Wideband data port

- Ethernet data bus (RT-1939(C))
- Intercommunications System (ICS)
- Black DS-101 single point key fill interface
 - HQ I/II
 - SINCGARS
 - RT parameters
- Red DS-101 single point key fill interface RT-1851A(C) and RT-1939(C))
 - Encryption keys for COMSEC and DAMA orderwire

Output Power

- NLT 15 watts/NMT 23 watts FM
- NLT 10 watts/NMT 15 watts AM
- 5 watts +/- 1 dB FM (400-512 MHz, RT-1851A(C) and 629F-23; 400-941 MHz, RT-1939(C))
- Half-power select
- Programmable power output tables

Field Reprogrammable

- Capability to load new software in the field
- Minimizes recurring upgrade costs as new messages and waveforms are defined to satisfy additional mission requirements
- Reprogrammable by AN/USQ-131 MLVS or Rockwell Collins reprogramming kits – MLV kit 987-1627-003 (w/1553B card), -004 (w/o 1553B card)
 - RT-1851A(C), RT-1939(C)
- MIL-STD-2217 compatible
- Loaded via MIL-STD-1553B bus

Technology Insertion

An aggressive technology insertion program is planned. A partial list of projects is shown below, some of which will require software and/or hardware updates.

- Intelligence and advanced waveforms
- LPI/LPD
- JPALS
- MIL-STD-188-183B Integrated waveform (IW)
- ESIP
- SATURN
- MUOS
- TSV
- MIL-STD-188-220D Change 1 VMF (RT-1939(C))

AN/ARC-210 Remote Control Units— continued

Full-Size Remote Control Unit (interfaces with RT-1851A(C), RT-1939(C) and 629F-23)



C-12561A/ARC Remote Control Unit (RCU)

Display

- > 128 x 64 pixel green NVG display
- > 5 V ac or dc, 28 V ac or dc, 115 V ac panel lighting

Features

- > Continuous Built-In Test (CBIT) and Initiated Built-In Test (IBIT) for the RCU, RT, HPA, LNA/Diplexer, and active antennas

Preset Function

- > Change preset
- > Channels
 - 25 simplex
 - 5 wideband SATCOM or half-duplex
 - 25 ECCM
 - 1 scan (scans 4 presets)
 - 10 SATCOM (DAMA/5kHz dedicated/25kHz dedicated; RT-1851A(C) and RT-1939(C))
 - 3 Link 11
 - 1 CASS/DICASS (RT-1851A(C) and RT-1939(C))

Control Functions

- > LOS single channel
- > AM/FM/BLT select
- > Maritime
- > Air Traffic Control (ATC) modes
 - 25 kHz channel spacing
 - 8.33 kHz channel spacing
- > SINCGARS
 - Wristwatch time set
 - Electronic Remote Fill (ERF)
- > HAVE QUICK
 - Time of Day (TOD) Send/RCV/EMERGENCY START
 - Manual fill
- > Guard emergency
 - 121.5 (civil)
 - 243 (military)
- > GPS TOD receive

- > Zeroize
- > Automatic Direction Finding (ADF)
- > Cryptographic functions/modes (RT-1851A(C) and RT-1939(C))
- > Tunable in 1.25 kHz steps
- > Squelch override
- > Brightness adjust
- > Civil (400-512 MHz) modes
 - 25 kHz channel spacing
 - 12.5 kHz channel spacing
 - CTCSS/CDCSS tone selection
- > Field programmable with loading kit 987-1842-001 or 987-1842-002

Half-Size Remote Control Unit (interfaces with RT-1851A(C), RT-1939(C) and 629F-23)



C-12719/ARC Remote Control Unit (RCU)

Display

- > 128 x 32 pixel green NVG display
- > 5 V ac or dc, 28 V ac or dc, 115 V ac panel lighting

Features

- > Displays BIT
 - RCU, HPA, antenna, RT, LNA

Preset Function

- > Change preset
- > Channels
 - 25 simplex
 - 5 wideband SATCOM or half-duplex
 - 25 ECCM
 - 1 scan (scans 4 presets)
 - 10 SATCOM (DAMA/5kHz dedicated/25kHz dedicated; RT-1851A(C) and RT-1939(C))
 - 3 Link 11
 - 1 CASS/DICASS (RT-1851A(C) and RT-1939(C))

Control Functions

- > LOS single channel (30-941 MHz)
- > AM/FM/BLT select

AN/ARC-210 Remote Control Units— continued

- › Maritime
- › Air Traffic Control (ATC) modes
 - 25 kHz channel spacing
 - 8.33 kHz channel spacing
- › SINCGARS
 - Wristwatch time set
 - Electronic Remote Fill (ERF)
- › HAVE QUICK
 - Time of Day (TOD) Send/RCV/EMERGENCY START
 - Manual fill
- › Guard emergency
 - 121.5 (civil)
 - 243 (military)
- › GPS TOD receive
- › Zeroize
- › Automatic Direction Finding (ADF)
- › Cryptographic functions/modes
- › Tunable in 1.25 kHz steps
- › Squelch override
- › Civil (400-941 MHz) modes (RT-1851A(C) and RT-1939(C))
 - 25 kHz channel spacing
 - 12.5 kHz channel spacing
 - Tunable in 6.25 kHz steps
 - CTCSS/CDCSS tone selection
- › Field programmable with loading kit 987-8142-001 or 987-8142-002

AN/ARC-210 Ancillary Equipment

UHF Power Amplifier

AM-7526()/ARC
High-Power Amplifier



- › Solid-state
- › 225 to 400 MHz without tuning
- › Suitable for operation in HAVE QUICK EP modes
- › Uniformly reproduces UHF SATCOM DAMA waveforms
- › 125 W FM/PM (nominal); 100 W AM (nominal with 90 percent modulation)
- › External RF power control
 - 1 dB steps for DAMA up to 10 dB
 - 2 dB steps for non-DAMA up to 6 dB (AM-7526)
- › MIL-E-5400, Class 2 environment
- › EMP hardened per MIL-STD-461, CS-11
- › System BIT output
- › Certified for MIL-STD-188-181B/182A/183 by JITC
- › Bypass mode

FM Immunity Filter

835Z-1 High Pass Filter



- › Provides FM immunity (not required for RT-1851A(C), RT-1939(C) or 629F-23 installations)
- › Pass band of 118 MHz and above
- › Band reject below 118 MHz
 - Attenuation of 50 dB from 30 to 108 MHz

AN/ARC-210 Ancillary Equipment— continued

SINCGARS Power Amplifier

*AM-7189A/ARC
Power Amplifier*




- Solid-state
- 50 W output
- 30-88 MHz
- Suitable for operation in SINCGARS
- MIL-E-5400, Class 2 environment
- System BIT output
- MIL-STD-1553B control or C-11188A amplifier control
- Bypass mode

Standard RT Mounts

- MT-4935 isolated mount
- MT-6567 low-profile mount


Link 11 “Smart Mount”



994M-4A Equipment Mount

- MIL-STD-188-203-1A compatible interface
- Link 11 mode configured from a single selection point
- Extremely low distortion design optimizes Link 11 single-tone attenuability performance
- Baseband audio may be shared with other equipment such as external encryption devices or embedded COMSEC radios
- -54°C to operating temperature range + 71°C
- Operation from aircraft 28 V dc power per MIL-STD-704D

Low-Noise Amplifier (LNA) Diplexers



*MX-11745/ARC with Integrated
High/Low Angle Relay*

- Receiver preamplifier/bandpass filter
 - 243-270 MHz
- Transmitter high pass filter
 - 291 MHz
- Diplexer functions eliminate the need for T/R relay
- 5 kHz and 25 kHz SATCOM compatible
- MIL-E-5400, Class 2 environment
- Built-in-test generator for system testing
- Typical noise figure of 2.5 dB
- NLT 50 dB T/R isolation for half-duplex SATCOM operation
- NLT 50 dB rejection of 2 to 220 MHz spectrum
- Receive gain NLT 25 dB
- Certified to MIL-STD-188-181B/182A/183 by JITC
- SATCOM LNA diplexer configurations
 - MX-11745/ARC with high/low angle relay
 - MX-11641/ARC

AN/ARC-210 Ancillary Equipment— continued

Tunable Antenna Logic Converters



CV-4092/A Logic Converter

- › Manufactured by Cobham Antenna Systems
- › Monitors AN/ARC-210 frequency data
 - CV-4092/A operates 30-400 MHz antennas
 - 7-163PIN160 operates 30-512 MHz antennas
- › Provides frequency data to LOS antennas
- › Reports BIT to RT

LOS Tunable Antennas – 30-400 MHz antennas



AS-3970/A and AS-3972/A

- › Manufactured by Cobham Antenna Systems
- › Unique antenna lightning protection system
- › SINGARS/HQ compatible
- › Continuous monitoring of guard channels
- › Uses CV-4092/A digital logic converter
- › 12-inch blade
 - AS-3970/A (white)

Gain

- 30 MHz -9 dBi
- 80 MHz -4 dBi
- 108 MHz -4 dBi
- 174 MHz -1 dBi
- 225-400 MHz 0 dBi ave
- 960-1220 MHz 0 dBi ave

Power handling

- 30 to 88 MHz (FM) 35 watts CW
- 108 to 174 MHz (FM) 120 watts CW
- 225 to 400 MHz (FM) 120 watts CW
- 960 to 1220 MHz (L-Band) 1.5 watts Pk (4 percent duty cycle)

› 9-inch blade

- AS-3972/A (black)
- AS-4423/A (white)
- AS-4424/A (gray)

Gain

- 30 MHz -14 dBi
- 80 MHz -5 dBi
- 108-174 MHz -3 dBi ave
- 225-400 MHz 0 dBi ave
- 960-1220 MHz 0 dBi ave

Power handling

- 30 to 400 MHz (FM) 23 watts CW
- 108 to 174 MHz (FM) 23 watts CW
- 960 to 1220 MHz (L-Band) 1.5 watts Pk (4 percent duty cycle)

› Auxiliary filters

- Provide 60 dB isolation between AN/ARC-210 and TACAN/IFF
- Low pass P/N 7-55 M
- High pass P/N 7-53 M

LOS Tunable Antennas – 30-512 MHz

- › Manufactured by Cobham Antenna Systems
- › SINGARS/HQ compatible
- › Continuous monitoring of guard channels
- › Uses 7-163PIN160 logic converter

AN/ARC-210 Ancillary Equipment— continued

> Chelton 12-190-530LPP4

Gain

- 30 MHz -14.5 dBi
- 88 MHz -4.5 dBi
- 118-174 MHz -3 dBi ave
- 225-512 MHz 0 dBi ave
- 960-1220 MHz 0 dBi ave

Power

- 30-512 MHz 23 watts CW
- 960-1220 MHz (L-Band) 1.5 watts Pk (4 percent duty cycle)

SATCOM Antenna – Low-High Angle UHF SATCOM




Cobham 19-430-10 and 19-440-10

- > Independent co-located elements
 - High Angle element: Right-hand circularly combined polarized “turnstile” (225-400 MHz)
 - Low Angle element: Vertically polarized compensated monopole
 - 19-430-10: 225-400 MHz
 - 19-476: 30-88, 108-174, 225-512 MHz
- > 200 watts CW input
- > 15 dB isolation between high and low angle elements

ARC-210/EPLRS RF Diplexer

- > Allows sharing of a single UHF antenna for simultaneous operation of an ARC-210 RT with an EPLRS RT
- > Diplexes ARC-210 frequencies of 30-406 MHz and 470-512 MHz with EPLRS 420-450 MHz
- > Qualified to airborne fighter environments
- > Rockwell Collins PN is 241-0987-020

19” Rack Mounts

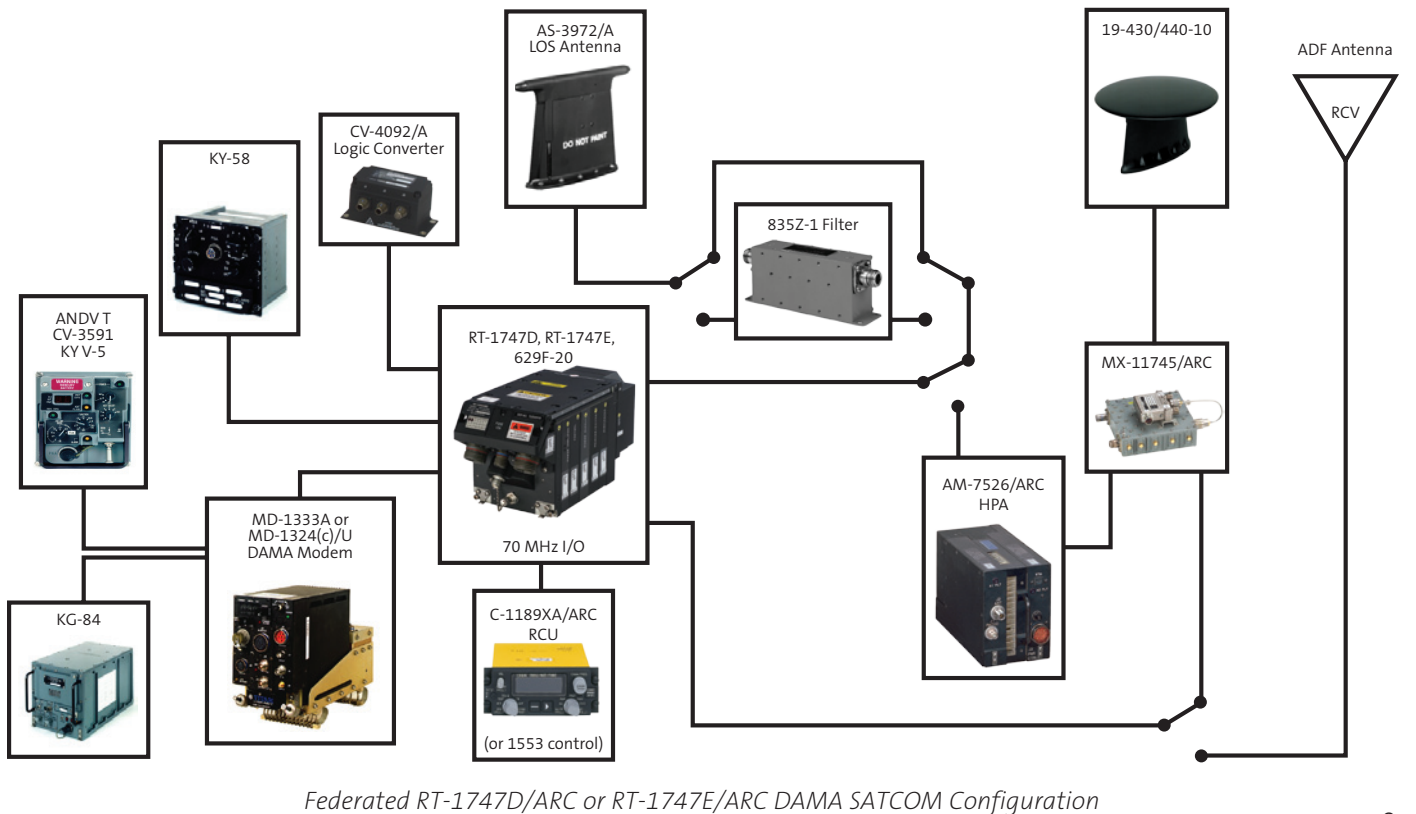
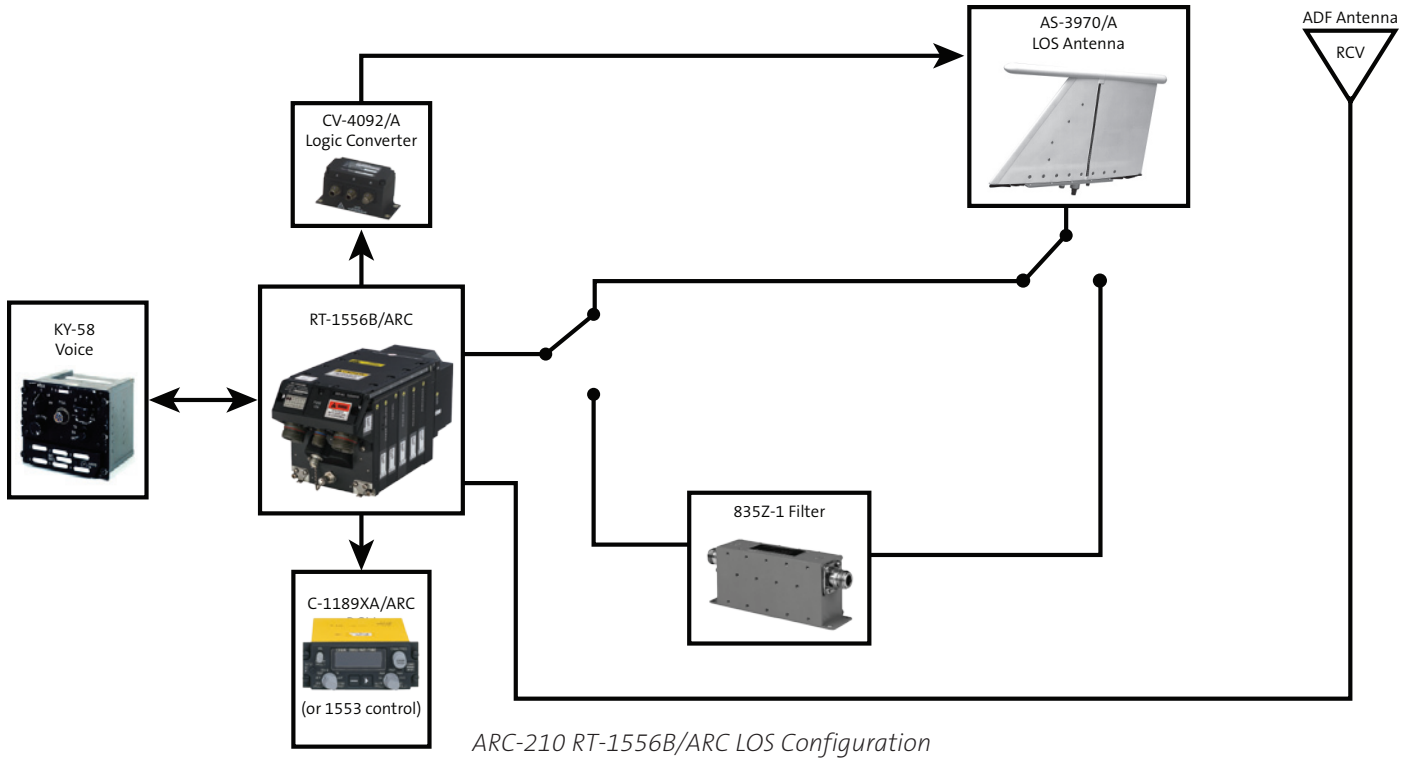


994R-2 Rack

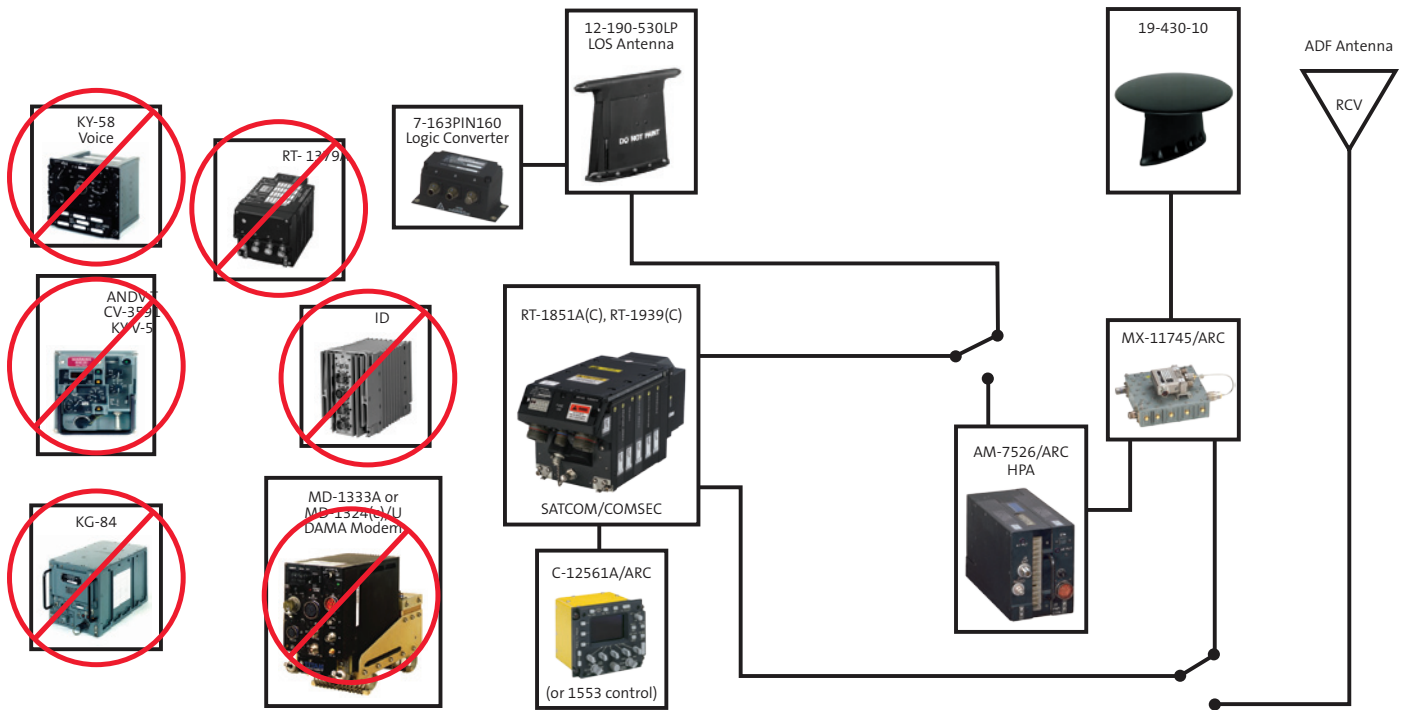
- > 994R-1
 - Use with the RT-1556B, 629F-11X or 629F-14X radios to install the airborne AN/ARC-210 in any fixed ground station
 - 19” rack system combines a V/UHF receiver/transmitter and controller with an AC/DC power supply, handset, speaker panel and encryption device (if desired, otherwise bypass panel is installed)
 - Provides external connections for RF, data fill, remote control and MIL-STD-1553B control
- > 994R-2
 - Use with the RT-1851A to install the airborne AN/ARC-210 in any fixed ground station
 - 19” rack system combines a V/UHF receiver/transmitter and controller with an AC/DC power supply, handset and speaker panel
 - Provides external connections for RF, data fill, red fill, remote control, MIL-STD-1553B control, data ports, and 994R-4 rack
- > 994R-4
 - Use with the AM-7526 or AM-7526A to install the airborne high power amplifier in any fixed ground station
 - 19” rack system combines the high power amplifier with an AC/DC power supply
 - Provides external connections for RF and 994R-2 rack

AN/ARC-210 Typical Systems

There are various antennas that will interface with an ARC-210 system that are not presented in this brochure.



AN/ARC-210 Typical Systems



Embedded DAMA SATCOM Configuration

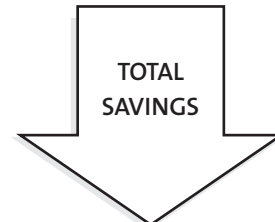
AN/ARC-210 System Sizes

**Federated System Equivalent of
AN/ARC-210 SATCOM/COMSEC System**

	Volume (in) ³	Weight (lb)	Power (watts)
IDM	387	14	50
RT-1379A	280	11	150
ARC-187 SATCOM CONFIG	1306	47	600
ARC-222 w/RCU	206	11.5	200
ANDVT w/RCU mounting tray	899	34	54
KG-84A	729	22	20
KY-58 W/RCU	265	7	12
MD-1324(c)/U w/mounting tray	509	12.3	21
MD-1333/A(C) w/mounting tray	(561)	(17.9)	(36)
TOTALS	4581	158.8	1107

Typical ARC-210 SATCOM/COMSEC System

	Volume (in) ³	Weight (lb)	Power (watts)
RT-1851/A(C) w/mount	381	12.9	200
125W HPA w/mount	360	16.5	700
LNA/Diplexer	74	2.5	6
TOTALS	815	31.9	906



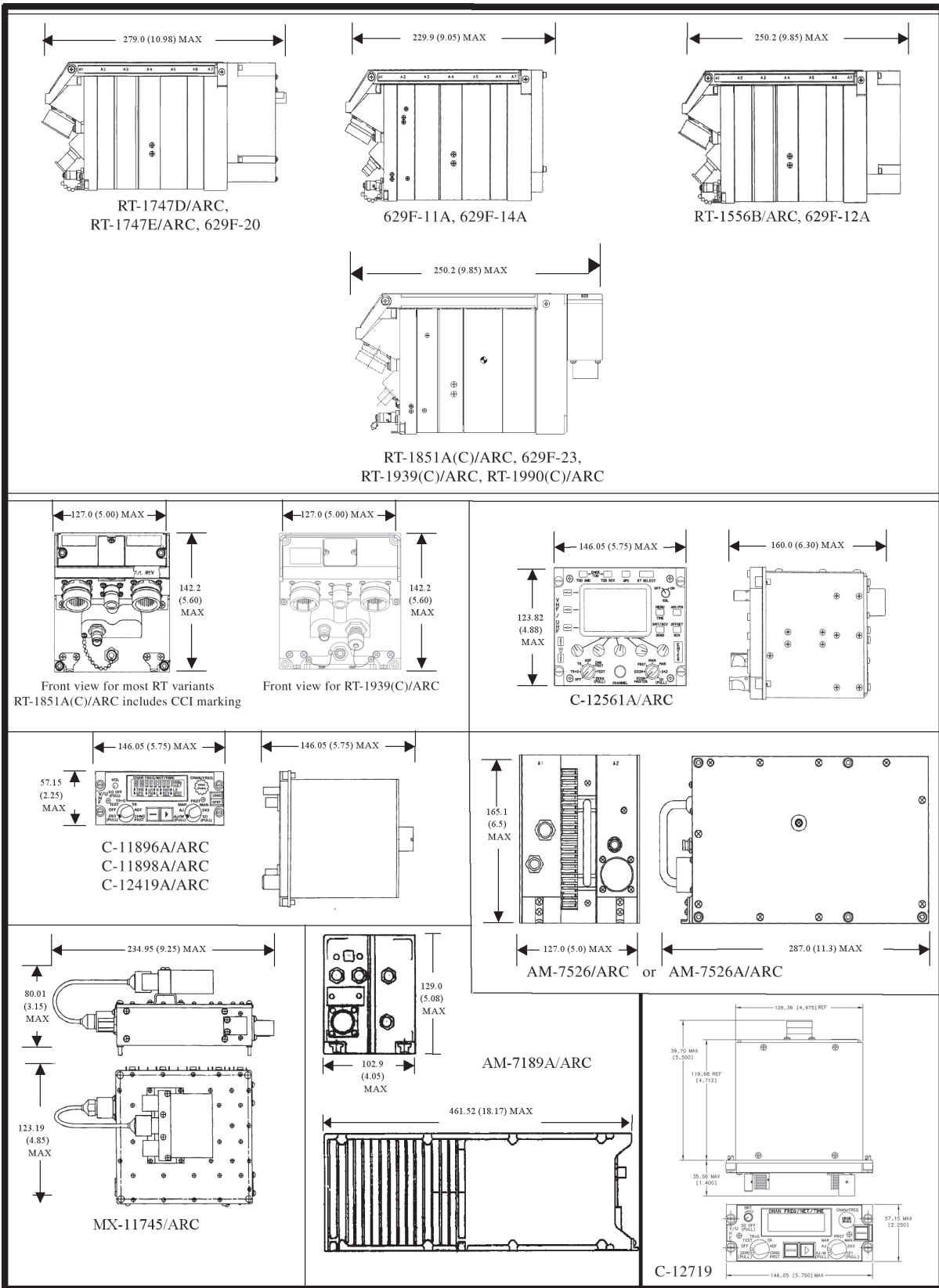
VOLUME 3,766 in ³	WEIGHT 126.9 lbs	POWER 201 watts
--	----------------------------	---------------------------

AN/ARC-210 Receiver – Transmitters

Rockwell Collins Type	Military Nomenclature	Rockwell Collins Part Number	European Channel Spacing 8.33 KHz	Have Quick I/II	30-400 MHz	30-512 MHz	30-941 MHz	SINCGARS	SATURN	Embedded COMSEC	SATCOM DAMA	MIL-STD-188-220B/C	Link 4A	Link 11	MLV/S	Mic Audio Level 0.5 Vrms	Mic Audio Level 0.15 Vrms	TALON Waveform
	RT-1556B/ARC	622-9878-004	X	X	X			X								X		
	RT-1747D/ARC	822-0645-006	X	X	X			X			X ¹		X ³	X ²		X		
	RT-1747E/ARC	822-0645-007	X	X	X			X			X ¹		X ³	X ²		X		
	RT-1851A(C)/ARC	822-1707-002	X	X		X		X	X ⁴	X	X	X	X	X ²	X	X		
	RT-1939(C)/ARC	822-2408-001	X	X			X	X	X ⁴	X	X	X	X	X ²	X	X		
629F-11A		822-1182-002	X		X											X		
629F-11B		822-1182-003	X		X									X ²		X		
629F-11C		822-1182-004	X		X									X ²		X		
629F-12A		822-1183-002	X	X	X			X									X	
629F-14A		822-1201-002	X	X	X											X		
629F-14B		822-1201-003	X	X	X									X ²		X		
629F-20		822-1856-001	X	X	X						X ¹			X ²		X		
629F-23		822-2640-001	X	X ⁴		X		X ⁴	X ⁴					X ²		X		X ^{4.5}
¹ Requires separate modem (Titan MD-1333/A or ViaSat MD-1324(C)/U)																		
² Requires separate mount with Link 11 interface (Rockwell Collins 994M-4/-4A)																		
³ RT-1747D and RT-1747E translate RF data to baseband only																		
⁴ Requires software upgrade																		
⁵ Future capability																		

AN/ARC-210 Receiver-Transmitter Model vs. Functionality

AN/ARC-210



AN/ARC-210 Ancillary Equipment

Ancillary Equipment

Nomenclature	Rockwell Collins Part Number	Description
C-11896A/ARC	622-8761-006	Half-size RCU, Navy white display panel
C-11898A/ARC	622-8761-007	Half-size RCU, NVG green display panel
C-12419A/ARC	622-8761-008	Half-size RCU, Air Force blue/white display panel
C-12561A/ARC	822-1276-002	Full-size RCU for RT-1794(C), RT-1824(C) , RT-1851(C)
C-12719	822-2092-001	Half-size RCU to support RT-1794/1824/1851/1851A
AM-7189A/ARC	622-6545-003	30-88 MHz, 50 W power amplifier
AM-7526/AM-7526A/ARC	822-0572-002	225-400 MHz, 125 W FM/100 W, AM power amplifier
MT-4935/ARC	622-4934-001	RT mount with isolators
MT-6567/ARC	622-8766-001	RT low profile mount (semi-isolated)
994M-4/-4A	822-1708-001/-002	RT mount with Link 11 interface (solid/isolated)
MT-7006/ARC	622-9465-001	HPA (AM-7526) mount
MX-11641/ARC	822-0727-001	SATCOM LNA/diplexer
MX-11745/ARC	822-0970-001	SATCOM LNA/diplexer with HI/LO angle relay
ARC-210/EPLRS Diplexer	241-0987-020	ARC-210 and EPLRS LOS Diplexer
994R-1	822-1452-001	19" rack-mount for ARC-210 with power supply
994R-2	822-1453-001	19" rack-mount for COMSEC ARC-210 with power supply
994R-4	822-1788-001	19" rack-mount for AM-7526 with power supply
835Z-1	822-0614-001	High-pass filter to provide FM immunity for ATC
7-163PIN160	013-2007-020	30-512MHz Antenna Logic Converter Unit
12-190-530LP	013-2007-010	30-512MHz Tunable Antenna

AN/ARC-210

Equipment Weights and Power Requirements (Maximum)

Equipment	Footprint Dimensions (W x L x H, inches)	Weight (pounds)	Power (watts)
12-190-530LP	2.80 x 9.30 x 9.50	3.5	N/A
19-430-10	4.35 x 12.55 x 8.25	7.5	N/A
19-440-10	4.35 x 12.55 x 8.20	8.1	N/A
7-163PIN160	2.86 x 6.29 x 2.67	2.2	25.2
835Z-1	5.50 x 1.55 x 2.14	1.0	N/A
994R-1 (with all components installed)	19.00 x 26.20 x 8.72	56.4	385
994R-2 (with all components installed)	19.00 x 25.72 x 8.72	51.0	225
994R-4 (with all components installed)	19.00 x 21.0 x 8.72	55.0	840
AM-7189A	4.05 x 18.17 x 5.08	10.5	200
AM-7526, AM-7526A	5.00 x 9.79 x 6.50	15.0	700
ARC-210/EPLRS Diplexer	4.00 x 6.00 x 1.01	1.0	N/A
AS-3970/A	2.53 x 11.84 x 12.30	6.0	N/A
AS-3972/A	2.80 x 9.30 x 9.22	3.0	N/A
AS-4423/A	2.80 x 9.30 x 9.22	3.0	N/A
AS-4424/A	2.80 x 9.30 x 9.22	3.0	N/A
C-11896A, C-11898A, C-12419A	5.75 x 5.50 x 2.25	2.4	15
C-12561A	5.75 x 4.75 x 4.88	5.0	50
C-12719	5.75 x 5.50 x 2.25	1.8	20
CV-4092/A	3.05 x 6.27 x 3.25	3.0	24
MT-4935	6.25 x 8.90 x 2.63	1.6	N/A
MT-6567	5.31 x 8.95 x 1.53	1.9	N/A
MT-7006	5.02 x 10.25 x 1.47	1.5	N/A
994M-4	5.42 x 7.91 x 2.75	2.7	3
994M-4A	6.00 x 8.65 x 3.88	2.7	3
MX-11641	5.28 x 4.85 x 1.8	2.5	3 LNA/6 BIT
MX-11745	5.28 x 4.85 x 3.2	3.0	13 LNA/16 BIT
RT-1556B, 629F-12A	5.00 x 9.85 x 5.60	12.2	30 RX/155 TX
629F-11A, 629F-11B, 629F-11C, 629F-14A, 629F-14B	5.00 x 9.05 x 5.60	12.2	30 RX/155 TX
RT-1747D, RT-1747E, 629F-20	5.00 x 11.00 x 5.60	13.3	30 RX/155 TX
RT-1851A(C), 629F-23	5.00 x 9.85 x 5.60	11.0	50 RX/200 TX
RT-1939(C)	5.00 x 9.85 x 5.60	12.2	50 RX/200 TX

SPECIFICATIONS SUBJECT TO CHANGE WITHOUT NOTICE.

Building trust every day.

Rockwell Collins delivers smart communication and aviation electronic solutions to customers worldwide. Backed by a global network of service and support, we stand committed to putting technology and practical innovation to work for you whenever and wherever you need us. In this way, working together, we build trust. Every day.

For more information, contact:

Rockwell Collins
400 Collins Road NE
Cedar Rapids, Iowa 52498
+1.800.321.2223
+1.319.295.5100
fax: +1.319.378.1172
email: learnmore@rockwellcollins.com
www.rockwellcollins.com

**Rockwell
Collins**

Building trust every day