

NEWBURY



ST. BARTHOLOMEW'S
GRANGE

NEWBURY

An elegant development of refurbished apartments
and contemporary new houses


Linden
HOMES



‘TIME PRESENT AND TIME PAST
ARE BOTH PERHAPS PRESENT
IN TIME FUTURE’

T.S. ELIOT

1466

St. Bartholomew's School is founded from the legacy of Henry Wormestall who set aside £12 2s 4d for a 'teching gramar scole of the whiche that toune hath grete nede'.



1885

St. Bartholomew's School moves to the Wormestall site on Enborne Road, with a building cost of £10,000.

NESTLED IN A QUIET, LEAFY NOOK OF THE HISTORIC TOWN OF NEWBURY IS ST. BARTHOLOMEW'S GRANGE: A CAREFULLY DESIGNED, THREE-PART DEVELOPMENT OF LUXURY APARTMENTS AND HOUSES, SET ON THE ORIGINAL GROUNDS OF THE RENOWNED ST. BARTHOLOMEW'S SCHOOL.



Newbury Girls' Grammar School.



Stained glass window above the entrance door to Wormestall Memorial Hall. This has now been moved to the new school buildings.



Luker.

The history of St. Bartholomew's School – colloquially, St. Bart's – begins with the 1466 will of Henry Wormestall. A wealthy cloth merchant, Wormestall set aside £12 2s 4d for a 'teching grammar scole of the whiche that toune hath grete nede'. Initially known as Wormestall's Grammar School, this became St. Bartholomew's Boys' Grammar School in 1551.

Since its foundation, the school has occupied various locations, including St. Bartholomew's Hospital on Argyle Road and the Litten Chapel, before moving to land on Enborne Road during

the late Victorian and Edwardian periods. Opened on 28 July 1885, Wormestall provided accommodation for up to 130 day boys and 20 boarders.

In 1903, the St. Bartholomew's motto of 'Ad Lucem' – towards the light – was chosen. Up to this point, there had been no schooling in Newbury for girls. This all changed with the Balfour Act which permitted County Councils to supply education to both boys and girls.

In September 1904, Newbury County Girls' Grammar School opened its doors, with Miss Jane Luker – a Cambridge graduate – as its first headmistress. The thriving school soon outgrew its original Northbrook Street premises. So by 1909, the County Council had secured a four acre site on the corner of Andover Road and Buckingham Road for a new school.

In September 1910, the girls moved into their new home, described in the Newbury Weekly News as 'a handsome Georgian structure with lofty and spacious classrooms'.

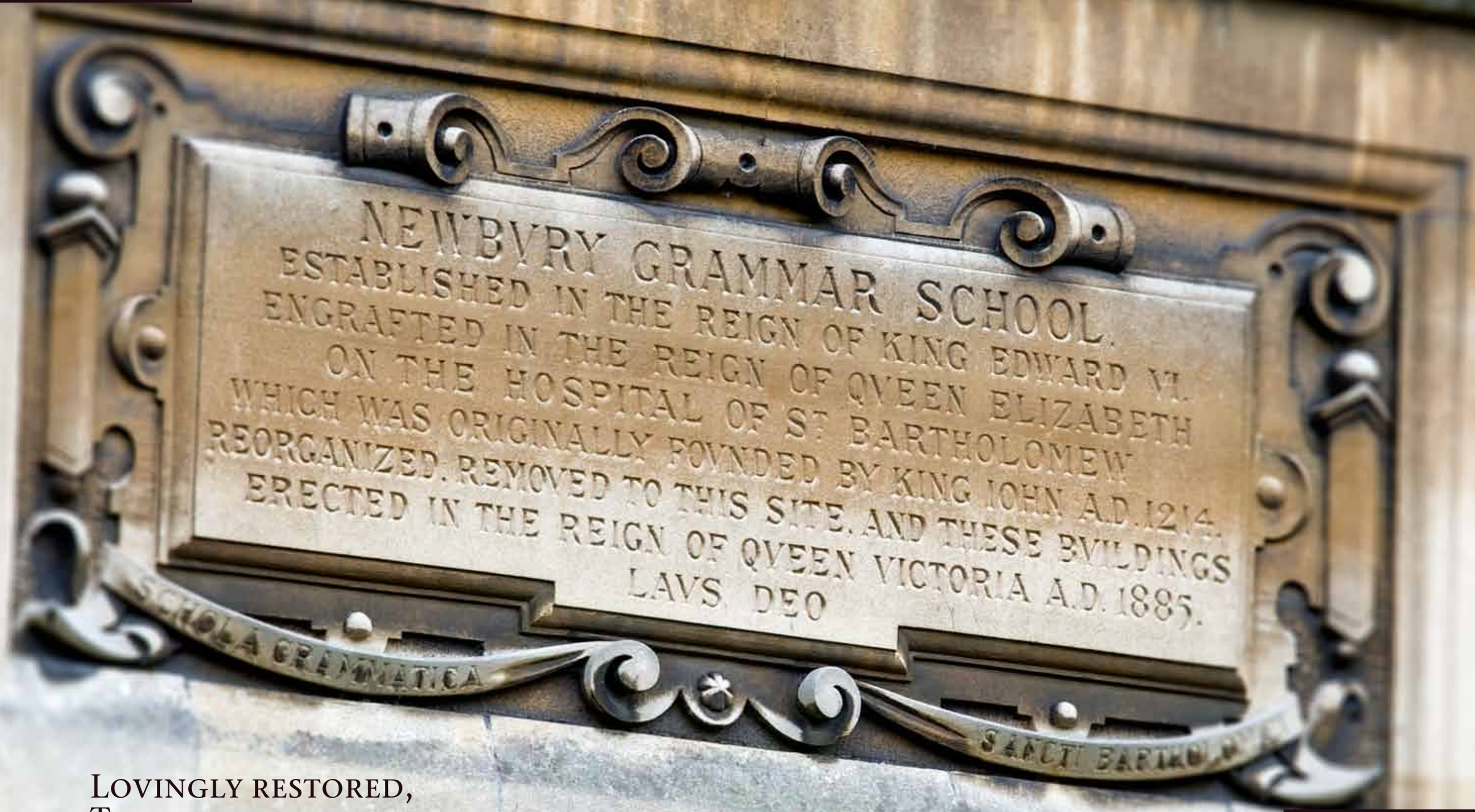
From 1924, Reverend T. Rutherford Harley took over as headmaster of the boys' school, overseeing the addition of more buildings, including a new school hall in 1928. The evacuation of children to the Newbury area during the Second World War led to a rapid growth in the school's numbers from 298 in 1939 to 534 in 1945. After the war, the entrance hall at Wormestall became a Memorial Hall – a feature fondly remembered by pupils and staff to this day.

In September 1975, St. Bartholomew's Boys' Grammar School amalgamated with Newbury County Girls' Grammar School to form a coeducational comprehensive, 'split-site' school for pupils aged 11 to 18 which would continue the name of St. Bartholomew's School. The original boys' site was named 'Wormestall' in honour of the school's founder, while the girls' site was called 'Luker' after the girls' school's first headmistress.

In November 2006, St. Bartholomew's School was awarded a grant to rebuild its premises under the government's 'Building Schools for the Future' project. Work began in early spring 2009 under the name 'The Ad Lucem Project', overseen by Mr Stuart Robinson, a former headmaster of the school. The brand-new school, designed for 21st century learning, was officially opened on 30 March 2011 by HRH The Countess of Wessex.

1903

The St. Bartholomew's School badge and motto of 'Ad Lucem' – towards the light – is chosen.



LOVINGLY RESTORED,
THOUGHTFULLY DESIGNED

1904 – 1910

Newbury County Girls' Grammar School opens, with Miss Jane Luker as headmistress. In 1910 the premises on Andover Road opens.

Engraving above Wormestall entrance.

THROUGHOUT ITS HISTORY, ST. BARTHOLOMEW'S SCHOOL HAS BEEN – AS IT CONTINUES TO BE – AT THE HEART OF THE NEWBURY COMMUNITY. ALTHOUGH THE SCHOOL MOVED INTO NEW, ENVIRONMENTALLY-FRIENDLY ACCOMMODATION IN NOVEMBER 2010, LINDEN HOMES IS WORKING TO ENSURE THE OLD SCHOOL BUILDINGS WILL NEVER BE FORGOTTEN.



St. Bartholomew's Grange comprises three distinct schemes: Luker, Rutherford and Wormestall. Each has been carefully designed to retain the important heritage of the school's former grounds, while breathing new life into its beautiful surroundings. The area is characterised by mature planting along building frontages and generous, established gardens, enhancing this 'leafy suburbia', and each home is built to a high-quality specification, providing an exceptional standard of living.



Luker

Where the lime tree-lined Buckingham Road meets Andover Road is the elegant Georgian Luker building. Formerly Newbury County Girls' Grammar School, Luker is being sensitively refurbished to provide 22 sumptuous apartments, some with mezzanine floors to take full advantage of the building's lofty ceilings. Features such as the stained glass rose window on the stairs – so fondly remembered by those who worked at or attended the school – will be retained.

This area of Newbury is home to a variety of architectural styles which date back to a Georgian terrace built on Andover Road in 1784. Meanwhile, existing detached houses of traditional design – individually distinct in appearance and reflective of changes in architectural style throughout the first half of the 20th century – line the southern end of Buckingham Road.

In fact, the homes along Buckingham Road and Andover Road are some of the largest in the area, visually significant enough to 'hold their own' against the dominance of the Luker building. A landmark within the surrounding area, Luker sits comfortably in the street scene, softened by its mature landscaped framework and position some distance from the road.

Rutherford

Standing either side of the retained Wormestall building is Rutherford: a stunning collection of 27, 3 and 4 bedroom houses set just off Enborne Road and Buckingham Road on land formerly used by the school for tennis courts, a swimming pool and classrooms.

Each home is sympathetically designed to complement the area's existing architecture, which comprises gable-fronted 2.5 storey Victorian homes with red brick or render walls, slate roofing, and sash-style windows and bays. These are complemented by interwar suburban dwellings, generally of darker red brick, and cream render under plain tiled roofs, often with bay windows. The new homes have been carefully conceived to adopt forms, proportions and materials from both these styles, creating attractive street scenes that reflect the local vernacular perfectly.

And each home is a bespoke design, positioned to realise the best potential of solar gain, for maximum energy efficiency and minimum consumption.

Wormestall

Along Enborne Road is the grand Wormestall building. Originally home to St. Bartholomew's Boys' Grammar School, this is being respectfully refurbished to provide 14 prestigious apartments. Groups of mature trees frame the front elevation, providing an established landscape setting for the building, while filtering views of the building's impressive façades.

Fronting Enborne Road and adjoining the western boundary of Wormestall are grand villas, reflective of late Victorian and Edwardian architecture, and constructed towards the end of the 19th century, while modern Victorian terraces lie to the east, at the northern end of Buckingham Road. Here, red brick and render walls, slate roofing and sash style bay windows combine with the mature planting to create an attractive, 'garden suburbs' street scene.



1924

Reverend T. Rutherford Harley takes over as headmaster of the boys' school.

PROSPEROUS YET PEACEFUL

1975

St. Bartholomew's Grammar School and Newbury County Girls' Grammar School merge to form a co-educational comprehensive, 'split-site' school for pupils aged 11 to 18, continuing the name of St. Bartholomew's School.

THE PRINCIPAL TOWN IN THE WEST OF THE COUNTY OF ROYAL BERKSHIRE, NEWBURY OFTEN SURVEYS AS ONE OF THE 'BEST PLACES TO LIVE IN THE UK' – AND IT'S EASY TO SEE WHY. FROM ITS ROOTS AS A THRIVING MEDIEVAL CENTRE TO ITS PRESENT POSITION AS HOME TO SOME OF THE WORLD'S LEADING COMPANIES, NEWBURY HAS ALWAYS BEEN A CENTRE OF BUSTLING COMMERCIAL ACTIVITY.



An unhurried browse

Despite the town's prosperity, Newbury offers shoppers a relaxed setting for an unhurried browse – a welcome contrast to the frantic crowds of larger towns. Here, some 300 shops in the pedestrianised high street and covered Kennet Shopping Centre jostle for your attention, including the award-winning Camp Hopson – Newbury's original independent department store, set in a Grade II listed building on Northbrook Street. You'll also find an abundance of major high street brands amongst the newly opened Parkway shopping area. Be sure to explore the town's intriguing side-streets and medieval alleys, home to some hidden gems.

Waitrose, M&S and Sainsbury's are conveniently in the town centre. Or visit Newbury Market Place Newbury Market Place, where regular markets are held every Thursday and Saturday, and a Farmers' Market takes place on the first and third Sunday of every month. Antiques lovers will relish Newbury Antiques, Vintage and Collectors' Market; held on the second Saturday of every month, it's a haven for everything from jewellery and furniture, to objets d'art and curios.

With a choice of traditionally English fare, as well as Italian, Indian and Thai food all less than one mile away, living at St. Bartholomew's Grange is a gastronomical delight.

The scenic route

Newbury enjoys an enviable location directly on the Kennet and Avon Canal. Running from the Severn Estuary near Bristol to the River Thames at Reading, the canal is over 100 miles long, features more than 100 locks, and crosses some of the most beautiful scenery in southern England.

Break up the day with a picturesque canal-side walk. You'll find a host of traditional canal pubs and inns along the way too, many of which have retained much of their original character with the passage of time.

Each July, Newbury's much-loved Victoria Park comes alive with the Newbury Waterways Festival, Newbury's principal canal event, with stalls, live entertainment and refreshments.



2006

St. Bartholomew's School is awarded a grant to rebuild its premises under the government's 'Building Schools for the Future' project.

CULTURAL AND CONNECTED



2009

Work begins under the name 'The Ad Lucem Project', overseen by Mr Stuart Robinson, a former headmaster of the school.

2010

The brand-new school building, designed for 21st century learning, is opened for academic purposes.



Nearby Donnington Castle.



Avon and Kennet Canal in Newbury.

A cultural centre

Newbury is evolving into an increasingly sophisticated cultural centre, with a vibrant arts community. Experience exciting live performances in the Corn Exchange, a 400-seat, multi-art form venue set in a Grade II listed building in the historic market place. A short drive away is New Greenham Arts, a 120-seat studio space on the former Greenham Common air force base.

Newbury Spring Festival brings internationally renowned, classical soloists and ensembles to the area, while local brass and silver bands perform at Victoria Park Bandstand most Sundays from May to September. And undoubtedly Newbury's biggest annual event, drawing some 75,000 spectators each September, is the Royal County of Berkshire show which celebrates all the countryside has to offer.

A day at the races

Life at St. Bartholomew's Grange could hardly be described without mentioning the famed Newbury Racecourse. Home to the famous Hennessy Gold Cup, Newbury offers some of the best horseracing in the country – with race-day hospitality to match.

Soak up the atmosphere from a private box, or enjoy fine dining and an unparalleled view of the finish line in The Hennessy restaurant. The course has also become well known for its 'Party in the Paddock' summer events, fusing quality horseracing with world-class music acts.

The racecourse facilities are complemented by a challenging 6,500 yard, 18-hole golf course – 12 of which are in the centre of the racecourse itself. Boasting five PGA-qualified instructors, the golf centre has earned a reputation as one of the country's premier teaching academies.

Beyond the races, enjoy an early morning swim or stress-busting gym session then let your worries melt away in the sauna at Northcroft Leisure Centre, less than a mile from St. Bartholomew's Grange.

Well connected

Newbury is situated on the main crossroads east to west between London and the West Country, and south to north between the South Coast and the Midlands. The A34 is just over three miles away, linking you south for the M3, Winchester and Southampton, and M27, and north for the M40, Oxford. And you're less than five miles from Junction 13 of the M4 at Chieveley for Bristol, Swindon, Reading and London.

Newbury train station is under half a mile away, from which you can be in Reading in 19 minutes and London Paddington in 51 minutes. The town is also served by a second train station at Newbury Racecourse, less than two miles away.

For international travel, Southampton, London Heathrow and Bournemouth Airports are approximately 40, 50 and 60 miles away, respectively.

2011

St. Bartholomew's School is officially opened by HRH The Countess of Wessex.

*Source: National Rail Enquiries. All journey times are approximate, and may vary depending on the day and time of travel.



Why choose Linden Homes

Linden Homes is a market leader with a truly impressive brand, offering a distinctive and diverse product range, both in terms of house styles and specification.

Dedicated to regenerating brownfield land, we are a responsible, award-winning housebuilder with a reputation for quality and creative sustainable developments in prime locations. Signature architecture that enhances a development's location is often employed, as are flexible layouts with contemporary design features that maximise space or light.

Creative land solutions

Land is a finite resource, and through our expertise and close working relationships with Local Authorities we are able to add value to projects through skill and imagination. Each development has its own individual approach and solution, and we are undertaking more and more mixed-use schemes, providing retail, live/work, nursing home and community facilities, as well as the provision for leisure space in the form of health clubs.

Our brownfield developments account for 95% of all homes that we build, and are typically well-located within established neighbourhoods and close to local amenities and transport links. We also have experience in building commercial properties.

We often use public consultation to work with local residents and action groups to consider what is best for each development. We also have a formal environmental policy and are dedicated to recycling on-site material wherever possible, as well as producing highly-efficient homes that reduce running costs for the customer.

Customer experience

Each region has a dedicated customer service team who work with the customer from the initial enquiry right through to legal completion day and beyond. Through our Connections database, we are able to maintain a personal relationship with each customer, advising them of forthcoming events and incentives that may not be available to the general public.



Part of the Galliford Try Group

Linden Homes is part of the Galliford Try Group. As well as housebuilding there is a Construction Division that is responsible for high profile projects such as the Centre Court roof at Wimbledon, the 2012 Olympic village and the new Forth Road Bridge in Scotland. We are currently active on projects within the water, transport and telecommunications sectors.

The Groups hybrid mix of specialist skills and experience in the areas of regeneration, affordable housing, commercial and retail gives us a unique perspective. Meaning we can confidently tackle complicated projects that many housebuilders would not consider.

A commitment to the future

Along with our Construction Division we are actively pushing our commitment to the environment and sustainability as far as we can. We are experimenting with renewable energy and ground source energy pumps to reduce our reliance on traditional fuel sources. And we are installing dual flush toilets and aerated taps to reduce water wastage, as well as making our homes as energy efficient as possible.

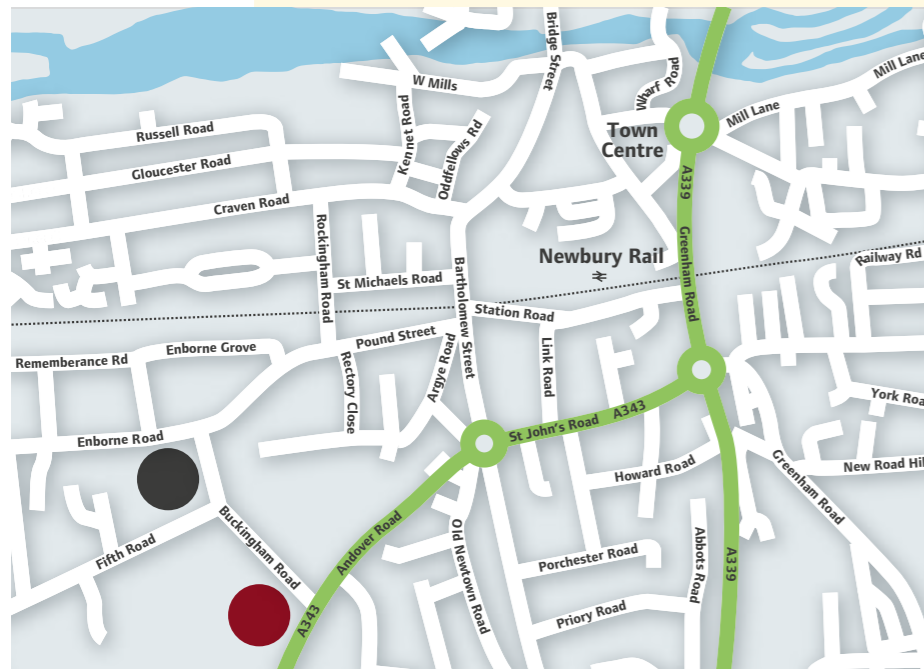
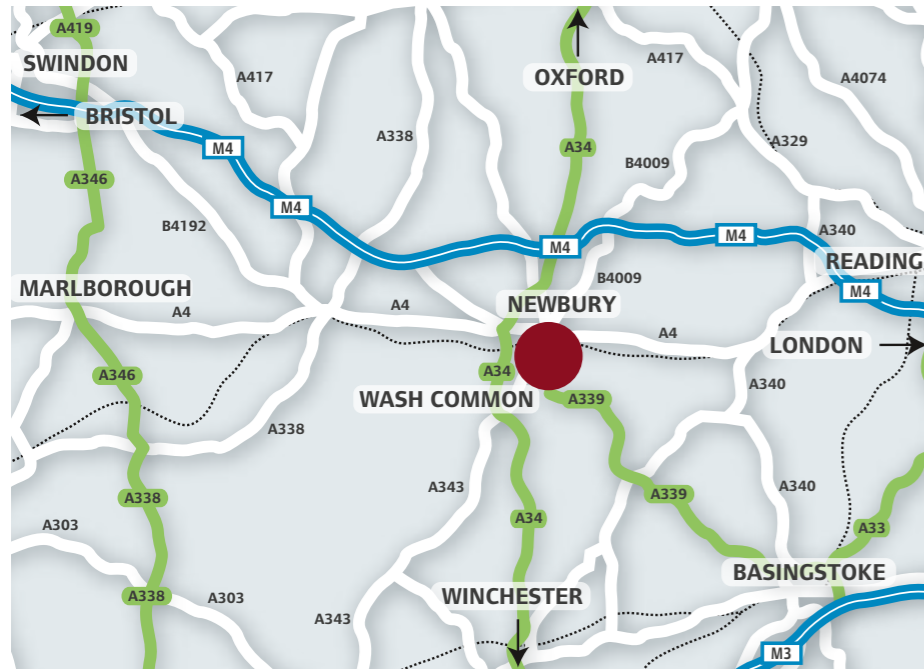
This not only means a brighter future for our children, but cheaper to run homes for you.

New Homes Mortgage Helpline

As part of our commitment to making the purchase of a new Linden home as easy as possible, we work with the New Homes Mortgage Helpline. They are the leading new home mortgage specialist in the UK and can provide advice and help on all the financial aspects of buying a new home.

For more information visit nhmh.co.uk or call **01206 715 415**

St. Bartholomew's Grange Newbury



HOW TO FIND US

From the A34 North and South bound
Exit at Wash Common, following the A343 signposted to Newbury. Continue along this road towards the Town Centre for approx 2.4 miles, then turn left into Buckingham Road, signposted to St Bartholomew's School. From Buckingham Road, please follow the signs to the Marketing Suite.

From Town Centre
Follow the A343 signposted to Andover for approx 1 mile. Turn right into Buckingham Road signposted to St Bartholomew's School. From Buckingham Road, please follow the signs to the Marketing Suite.

Sat Nav. RG14 6BS

- Rutherford & Wormestall
- Luker

Please note that finishes, materials and measurements may alter slightly and are subject to change. Please ask your Sales Executive for specific details.



St. Bartholomew's Grange
off Enborne and Andover Road, Newbury RG14 6BS

0845 266 6610
lindenhomes.co.uk

Linden Homes Southern
14 Bartram Road, Totton,
Southampton, Hampshire SO40 9PP

Tel: 02380 665100
Fax: 02380 665155

XLINS147/DECEMBER 2011

