

3DISC

Heron™ IOS

An Intraoral Color Impression
Scanner Solution

An Open Impression Scanning Solution for Dental Professionals

When you invest in a Heron™ IOS system, you receive a complete solution comprising a small, lightweight intra-oral scanner, along with the QuantorClinic™ software package. QuantorClinic™ supports the workflow for dental impressions, including case management, scanning, validation, commenting and order submission.

A Scanner Designed to Fit into the Modern Practice

The Heron™ IOS scanner is designed with ergonomics in mind and features a slim, lightweight handpiece with optimal grip design and a rotating tip. It also offers premium features such as color capture and a built-in heater to prevent fogging. With this intraoral scanner for taking digital impressions, 3DISC provides a solution that supports the most common types of dental restoration.

The QuantorClinic™ Application – Built for Collaboration

The scanner comes with QuantorClinic™, a software application that takes care of case management and scanning, as well as lab sharing. QuantorClinic™ offers a touchscreen interface and functions that are easy-to-use and built for collaboration between dental clinic and lab. You can share files from QuantorClinic™ via the cloud-based QuantorShare™ module or any other preferred method, such as e-mail.

The Heron™ IOS Solution Workflow



Case Creation

Create and manage the order in just a few steps. Create, scan and share.



Scanning

A fast intuitive process performed by the dentist or the dental assistant.



Case Sharing

A file sharing module, QuantorShare™, for simple sharing of the digital impression with your lab of choice.



Lab & CAD Integration

QuantorClinic™ is an open system, compatible with most dental CAD systems.

Simple Price Model

With the Heron™ IOS you make a one-time affordable payment - with no additional costs per scan or license fees. In effect, this price model means that you redirect the cost for impression materials to pay off your new IOS.

Free Upgrades – Keep your Scanning Solution Up-to-Date

Your Heron™ IOS scanner will update automatically with future software upgrades, improving characteristics such as scanning speed, scan accuracy, color rendering and usability.



Solution Highlights

- Compact and sleek design.
- Unique ergonomic design with 360° rotating tip and a total weight of only 150 grams/5.3 ounces
- Affordable one-time payment incl. free software upgrades
- Excellent scan accuracy and precision
- Open system architecture that fits seamlessly into the practice

Heron™ IOS Solution Specifications

PC SOFTWARE / HARDWARE


Software Requirements	Windows 10 (excluding Windows 10 S) • > 2 GB of free disk space • Open USB 3.0 port
Recommended Hardware	12 GB of RAM (DDR4 or better) • >= 4 Core Intel i7 or AMD Ryzen Processor (at >= 2.8 GHz clock or >=3.2 GHz turbo clock) • NVIDIA Graphics Processor (1000 Series: 1070 or Greater)

REGULATORY

Regulatory Approvals	CE & FDA (KFDA in process)
System Calibration	The system is automatic and self-calibrating with no user intervention required

Heron™ IOS Color Scanner

Heron™ IOS is a new intraoral color scanner designed together with dentists to ensure a perfect fit into the modern dental practice. It is characterized by an exclusive ergonomic design and by being one of the lightest color scanners available. It boasts the most sought-after features for restorative dentistry at a very attractive price. The system has true open architecture integration and the digital impressions to any open dental CAD system on the lab side. The Heron™ IOS Color Scanner is designed and manufactured in the United States.



1:1

Illustration shows actual scanner size

The smallest and most compact IOS

The scanner is the smallest and most compact IOS on the market that delivers a powder-free, full-color scan. The Heron utilizes a unique and proprietary technology that is designed to optimize the speed, accuracy and precision of the unit.

The hand-held Scanner

The Heron™ IOS scanner is designed with ergonomics in mind and features a slim, lightweight handpiece with optimal grip design and a rotating tip. It also offers premium features such as color capture and a built-in heater to prevent fogging. With this intraoral scanner for taking digital impressions, 3DISC provides a solution that supports the most common types of restorations in dentistry.

Lightweight

Weighs only 150 grams/5.3 ounces
Ensures strain-free use in any scenario

Truly Ergonomic Design

Best possible grip and flexibility in daily use



Heron™ IOS Scanner Specifications

THE SCANNER

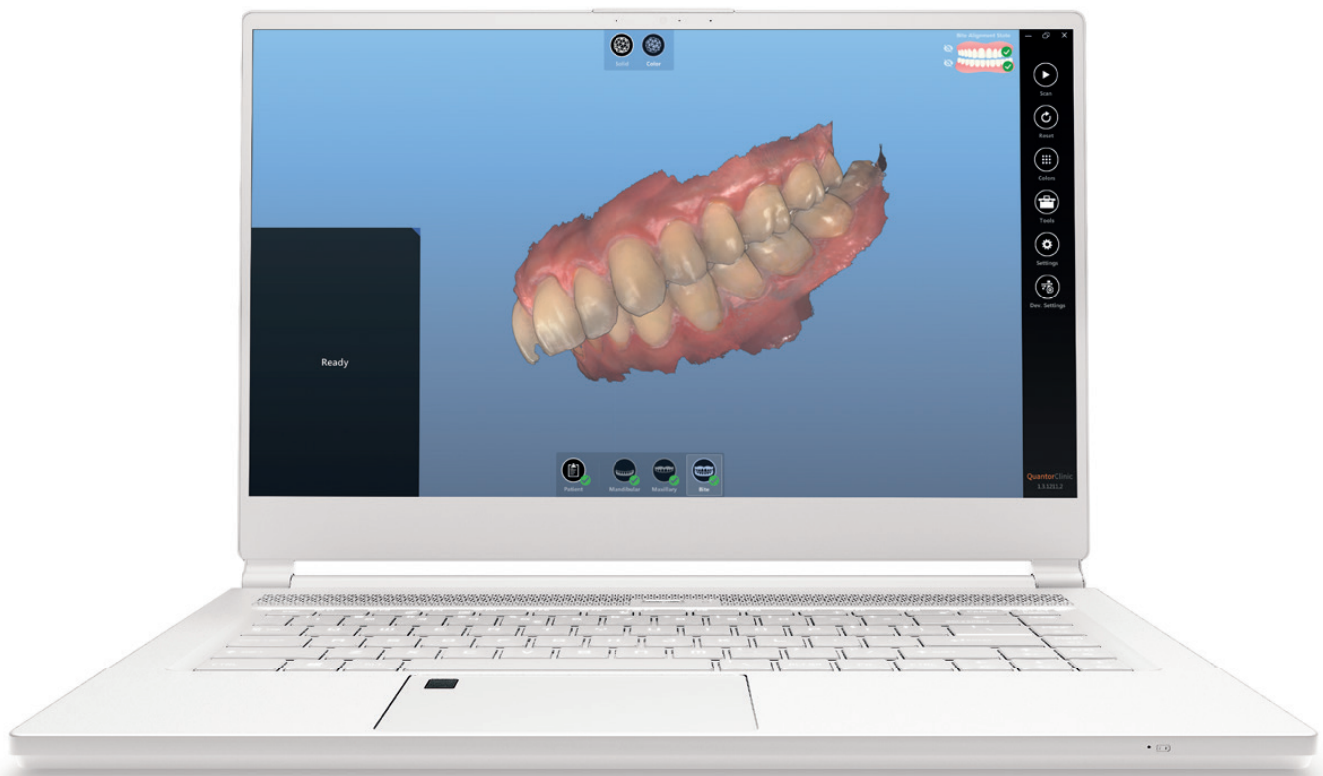
Dimensions Scanner	Size: L 256 mm, W 43 mm, H 43 mm
Dimensions Base	Size: L 306 mm, W 98 mm, H 72 mm
Acquisition Method	Active stereo imaging
Color Scanning	24-bit (8-bits per channel)
Power Cord	1.8 meters

SCANNING PROCESS

Tooth Preparation	No powder or spray required
Scanning Principle	Continuously scans and accumulates (stitching) depth and color data
Distance Scanner - Tooth	0-12 mm
Capture Time	< 3 minutes per arch

QuantorClinic™ Scan and Order Management Software

QuantorClinic™ is a highly intuitive scan & order management software package that is included in the Heron™ IOS solution. Besides order management and scanning, the system allows you to share information with the lab via our cloud solution QuantorShare™. The software is designed to be highly intuitive, with a fast learning curve that provides fast and easy collaboration with the lab.



Open Format Software is one of your biggest advantages when choosing the Heron™ IOS system as it gives you the most options to work in any open platform software and fit the scanner into your current clinic and lab setup. Your flexibility is our priority, with the ability to scan and export in STL, OBJ and PLY to any open CAD software solution on the labside, giving you maximum flexibility in connecting and automating your digital set-up.

QuantorClinic™ Highlights

- Touch screen functionality
- Cloud solution for file sharing included
- 3D scan viewer with comparison function to track patient tooth history
- Language support in 6 languages (En, Es, Da, Ja, Ko, De)
- Support of the most common types of restorations
- Open architecture for export to any open dental CAD system



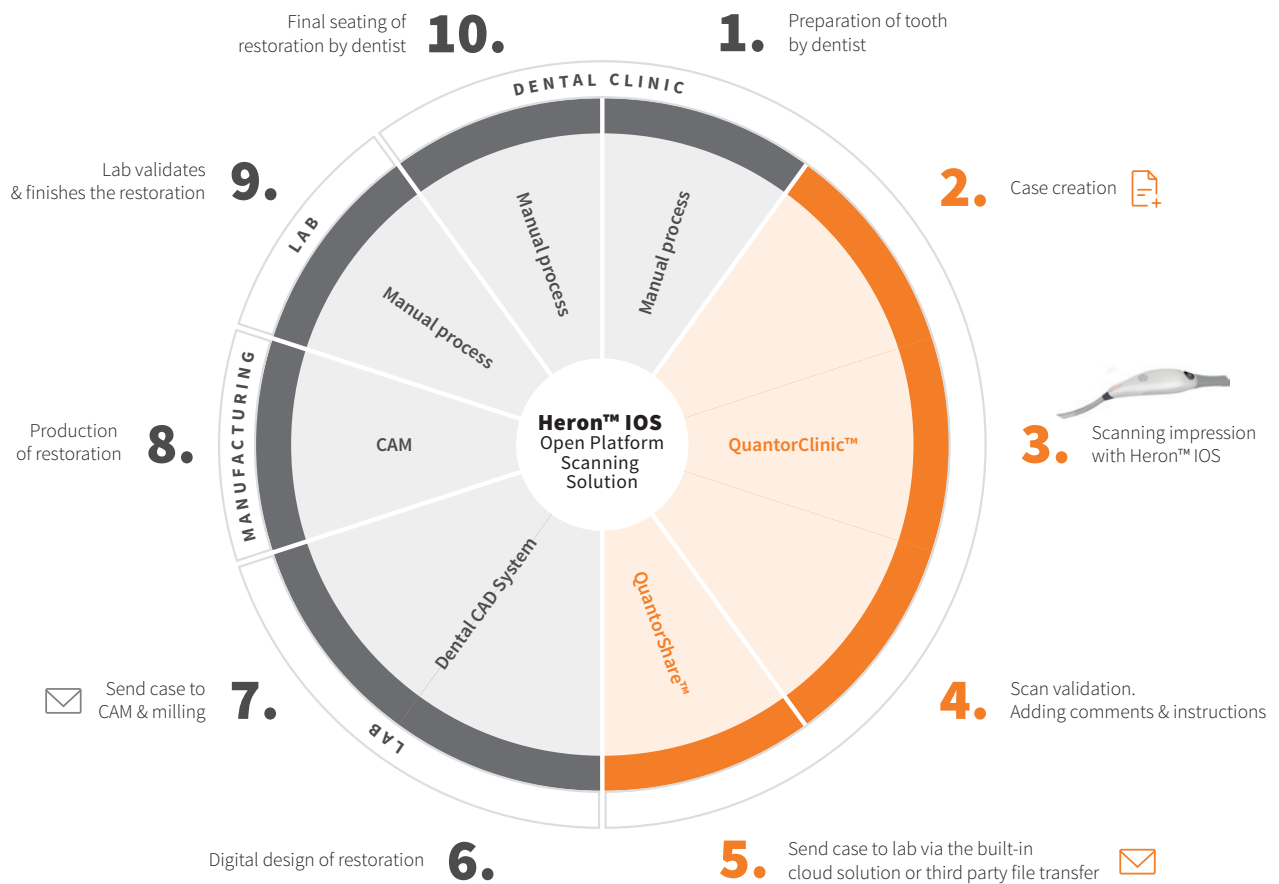
Small Scanner. Great Comfort.

QuantorClinic™ Software Specifications

Output File Format	STL, PLY or OBJ
Compatibility with CAD/CAM Systems	Open architecture • Output format STL, PLY or OBJ • Compatible with most dental CAD systems
QuantorClinic™	Case management, scanning, validation and lab sharing application
QuantorShare™	Allows transfer of dental restoration case from dental office to dental lab and manufacturing
Indications	The scanner software is set up to aid in the creation of restorations such as anatomic crown, impression copings, inlays, onlays, provisional crown, anatomic pontic, reduced pontic, provisional pontic, veneers, diagnostic wax-ups, bite splints and implants
Interface	Touchscreen functionality

The Heron™ IOS Digital Workflow

The Heron™ IOS is a truly open digital impression system connecting with any open third party software application in the clinic's digital ecosystem - making the integration of scanner in the clinic a smooth and seamless experience. The Heron™ IOS solution supports the entire workflow from case creation to scan of preparation, validation and case submission, production and final seating.



Rev: HeronIOS29may2019EN

Why 3DISC Dental solutions?

3DISC is an American manufacturer of digital imaging solutions. Dental clinics can rely on the fact that 3DISC, with its expertise and continuous product development, will work to secure their investments through a product philosophy based on innovation and reliability. The development of our solutions begins and ends with the dentist and patient in mind and our aim is to make affordable quality imaging solutions for dental practices.

3DISC

365 Herndon Pkwy #18
Herndon, VA 20170, United States
Tel: +1 800 570 0363

sales@3DISC.com
www.3DISC.com