




Analysis of DTRA Nano Silver Study


Defense Threat Reduction Agency

 **2009 DOD Funded Study Finds Nano Silver Inhibits Ebola Virus**

Novel Nanotechnology-Based Antiviral Agents:
Silver nanoparticle neutralization of hemorrhagic fever viruses

Applied Biotechnology Branch
711th Human Performance Wing
Air Force Research Laboratory

Further Information from Natural Solutions
www.NSFmarketplace.com




Cleared for public release 88ABW-2009-4491
UNCLASSIFIED

Funding: DTRA (proposal #4.10036_07_AHB_B) & JSTO/DTRA – NRC Postdoctoral Fellowship Program (contract #F49620-02-C-0015)

Nano Silver 10 ppm is a micro-nutrient that supports normal immune system function.


What follows is a detailed examination of the greatest health story never told by --

UNCLASSIFIED



Novel Nanotechnology-Based Antiviral Agents:
Silver nanoparticle neutralization of hemorrhagic fever viruses

Janice Speshock, Ph.D.
Saber Hussain, Ph.D.
Applied Biotechnology Branch
711th Human Performance Wing
Air Force Research Laboratory

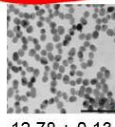
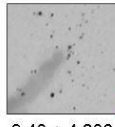




Cleared for public release 88ABW-2009-4491
UNCLASSIFIED

- This research was conducted by the Defense Threat Reduction Agency (DTRA) of the United States Department of Defense
- DTRA’s research showed that 10PPM, not 25PPM or 50PPM was by far the most effective amount for down-regulating Ebola virus replication. The mere presence of a particular virus in the body, as part of the microbiome, is not itself a disease. The regulation of the microbiome is a normal body function.

UNCLASSIFIED

Silver Nanoparticles

	UNCOATED	POLYSACCHARIDE COATED
10 nm	 12.78 ± 0.13 ✓ Dr. Steve Oldenburg, NanoCompositx	 9.48 ± 4.286 ✗ Dr. Dan Gola, Clarkston University
25 nm	 27.474 ± 9.062 ✗ Dr. Karl Martin, Novacentrx	 25.98 ± 8.38 ✗ Dr. Dan Gola, Clarkston University

UNCLASSIFIED

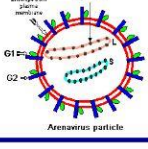
- Protein coated or other types of preparations were much less effective than uncoated Nano Silver (identical to the nano silver in Dr. Rima Recommends™ The Silver Solution, by the way)
- DTRA’s research was carried out specifically on Ebola Virus as well as other deadly hemorrhagic (bleeding-inducing) and deadly viruses. The results were the same: Nano Silver at 10 PPM was the most effective agent at regulating normal cell membrane impenetrability to the virus.

UNCLASSIFIED

Hemorrhagic Fever Viruses

Arenaviridae

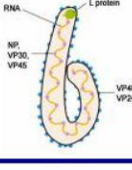
- South american HFV, Lassa Fever, LCMV
- Enveloped, RNA viruses
- No effective therapies
- Candid#1 vaccine
- 5-35% fatality rate



Arenavirus particle

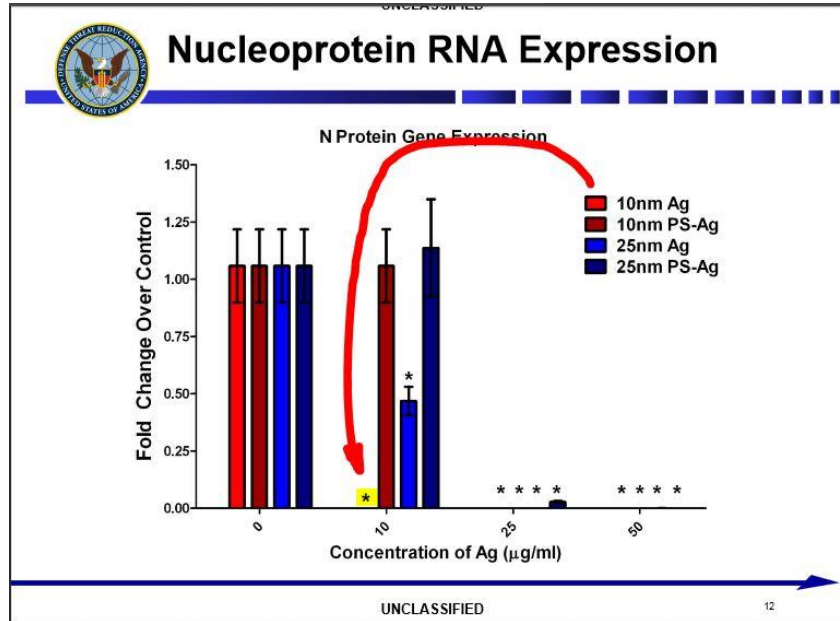
Filoviridae

- **Ebola** and Marburg
- Enveloped, RNA viruses
- No effective therapies
- Vaccine in Phase I trials
- **Up to 90% fatality rate**

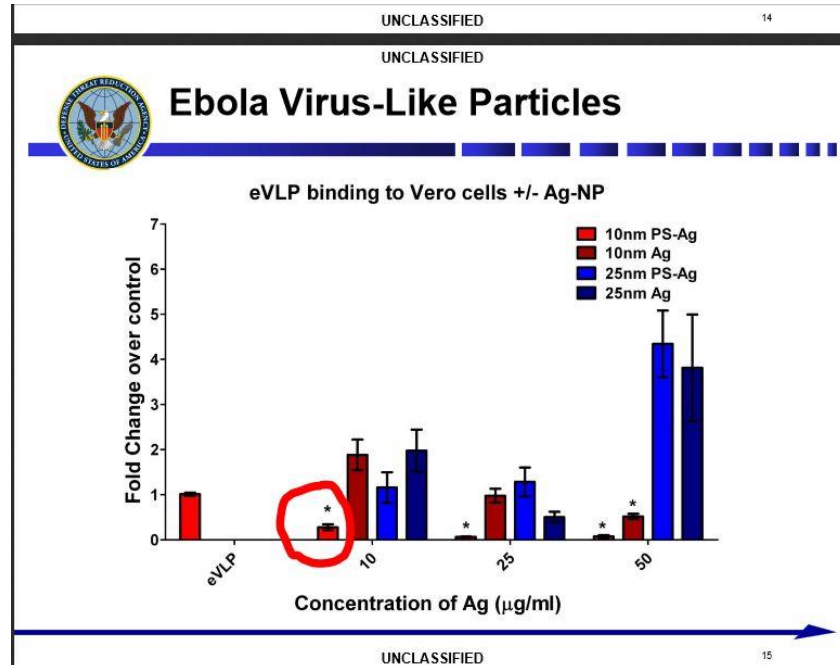


UNCLASSIFIED

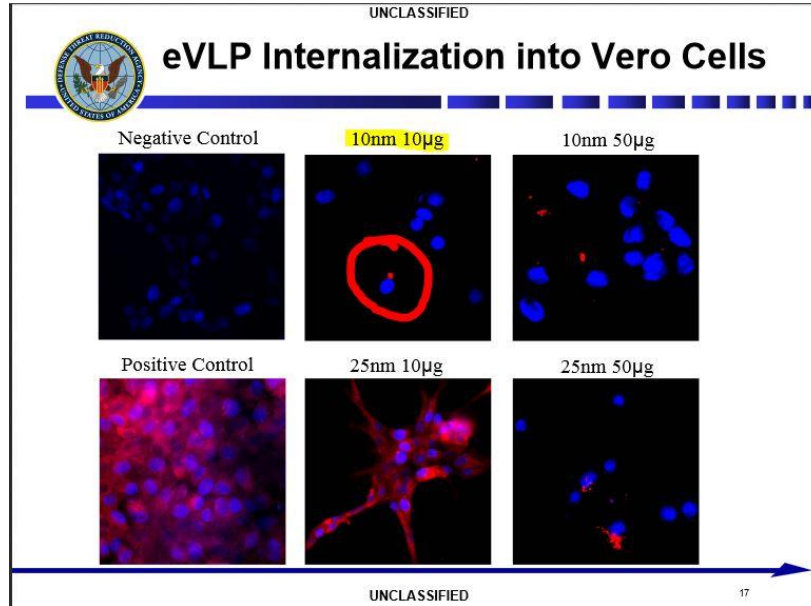
- When 10 PPM Nano Silver was applied, all of the Ebola Virus was affected (None of its genetic material remained, compared to the other nano materials).



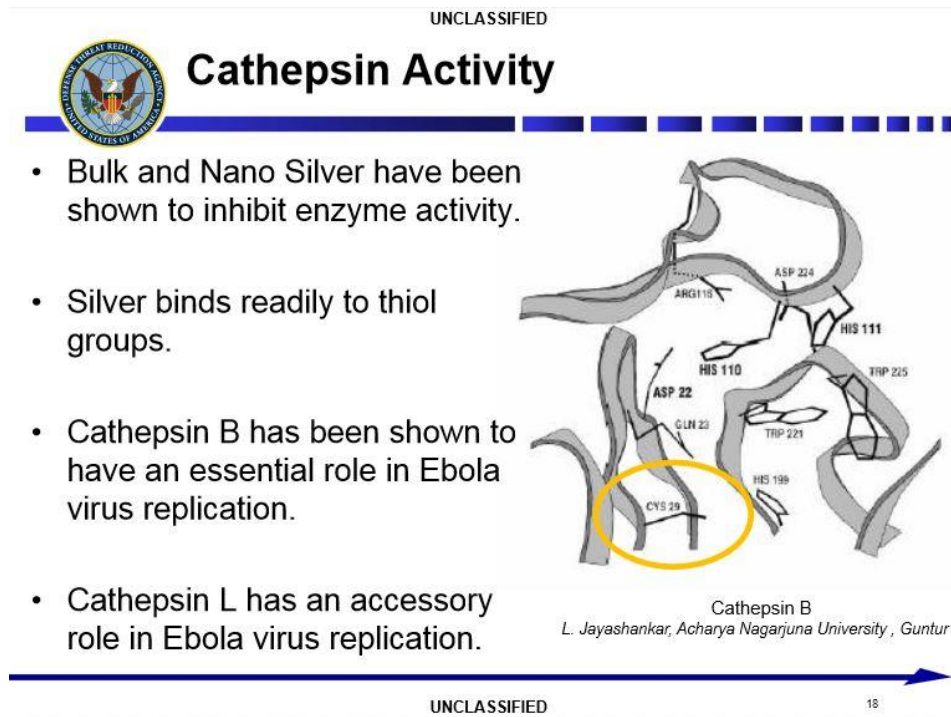
- Among other 10 PPM silver preparations, the one that is identical to *Dr. Rima Recommends The Silver Solution* regulated Ebola particles cell binding best. If the viral particles do not bind to cells, they cannot replicate. It is the “viral” replication that leads to the disease symptoms. Otherwise, they are just another part of the microbiota, maintained in a normal state by the nutrient silver.



- Even if the virus did bind to, and enter, the cell, viruses faced with the correct type and size of Nano Silver showed very little activity. Red indicates viral activity below the Control.




- Not only was the absolute effect of the correct Nano Silver on Ebola virus established in DTRA’s research, the precise mechanism of nutrient action was determined



- Information showing the authors and their affiliations reveals the following critically important information:
 - At least 24 people participated in the study that demonstrated it!



UNCLASSIFIED



Acknowledgements


AFRL/RHPB BIN Group

Nanoparticles

- **Dr. Karl Martin** (Novacentrix, Austin, TX)
- **Dr. Steven Oldenburg** (NanoComposix, San Diego, CA)
- **Dr. Dan Goia** (Clarkson University, Center for Advanced Materials Processing, Potsdam, NY)

Ebola virus-like particles

- **Dr. Kelly Warfield** (USAMRIID)

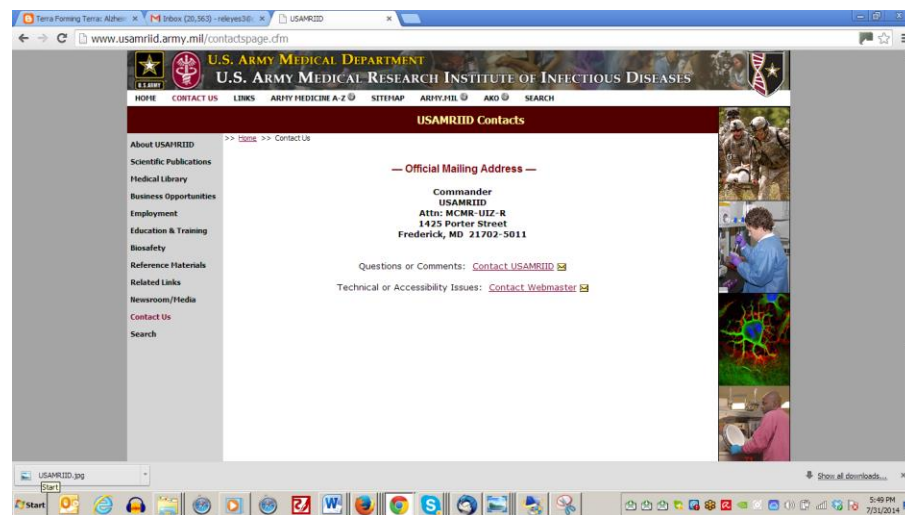


Dr. Laura Braydich-Stolle, Craig Murdock, Eric Szymanski
Dr. Amanda Schrand – not pictured

- Dr. Schlager (AFRL/RHPB) and Col. Reilly (AFRL/RH)
- Funding: DTRA (proposal #4.10036_07_AHB_B) & JSTO/DTRA – NRC Postdoctoral Fellowship Program (contract #F49620-02-C-0015)

UNCLASSIFIED 21

- The authors were part of a group (AFRL/RHPB BIN Group) carrying out research
- Dr. Kelly Warfield was affiliated with the United States Army Medical Research Institute of Infectious Disease (USAMRIID), located in Fredrick, MD



- USAMRIID’s bibliography shows at least 85 scientific papers on Ebola Virus, the earliest going back to 2000, the first year for which their online list of scientific publications is available. The first paper listed in 1000 is

[Bray M, J Driscoll, JW Huggins.](#) 2000. Treatment of lethal Ebola virus infection with a single dose of an A-adenosyl-L-homocysteine hydrolase inhibitor. *Antivir Res* 45:135-147.

- Bray, et al, is a paper about the treatment of Ebola infection, as are at least half of their Ebola-related publications.

[Gunther S, Feldmann H, Geisbert TW, Hensley LE, Rollin PE, Nichol ST, Stroher U, Artsob H, Peters CJ, Ksiazek TG, Becker S, ter Meulen J, Olschlager S, Schmidt-Chanasit J, Sudeck H, Burchard GD, Schmiedel S.](#) Management of Accidental Exposure to Ebola Virus in the

Biosafety Level 4 Laboratory, Hamburg, Germany. *Journal of Infectious Diseases* 2011 Nov; 204(Suppl 3): S785-S790

- There can be no doubt whatsoever that at least one agency, USAMRIID's research was yielding treatment options for Ebola virus since at least 2000.
- The collaboration with DRTA was carried out sometime before 2009 when the research cited above was declassified.
- A search on the USAMRIID site reveals 22 citations for "antiviral", the second of which, Gene - Specific Ebola Therapies Protect Nonhuman Primates from Lethal Disease, dates back to 2006.

I find it impossible to believe that with the resources of at least these two agencies, both with substantial budgets, that no known cure, prevention or treatment for Ebola virus was found in at least 14 years of intensive research. The natural solution to all infectious disease has been available all along. It is a nutritional therapy that also recognizes the value of topical nano silver during outbreaks. My Nano Silver Pro-Immunity Nutritional Protocol is available upon request.

Rima E. Laibow, MD
Medical Director
Natural Solutions Foundation
www.NaturalSolutionsFoundation.com
Dr.Rima@NaturalSolutionsFoundation.com



Dr. Rima Recommends™
THE SILVER SOLUTION
Nano Silver 10ppm

Natural Solutions Foundation
www.NSFmarketplace.com

RIMA E. LAIBOW, MD
MEDICAL DIRECTOR
NATURAL SOLUTIONS FOUNDATION