

# Annexes

---

# Business supported

## Export Credits

Exporter/Investor	Buyer/Airline/ Operating Lessor	Project/goods and services	Product	Maximum Liability (£)
<b>Angola</b>				
ASGC UK Ltd	Ministry of Finance	Construction of hospitals	Buyer credit/ direct lending	350,471,449
Beroa Bierrum	Ministry of Finance	Power infrastructure	Buyer credit	44,960,697
Elecnor SA	Ministry of Finance	Power infrastructure	Supplier credit	68,186,602
<b>Argentina</b>				
Tesab Engineering	José J. Chediack SAICA	Construction equipment	Supplier credit	288,695
<b>Austria</b>				
Siemens Industrial Turbomachinery Ltd	PJSC Kiev Cardboard and Paper Mill	Turbomachinery	Supplier credit	3,341,384
<b>Brazil</b>				
Baker Hughes, a GE company	Petrobras Global Trading BV	Subsea equipment	Buyer credit	247,754,898
<b>Dubai</b>				
Airbus SAS	Emirates Airlines	Airbus aircraft	Buyer credit	128,315,856
ASGC UK Ltd	Dubai World Trade Centre LLC	Hotel construction	Buyer credit/ direct lending	134,973,974
<b>Ghana</b>				
Contracta Construction UK Ltd	Ministry of Finance & Economic Planning	Construction of a marketplace	Buyer credit/direct lending	78,218,739
VAMED Health Projects UK Ltd	Ministry of Finance & Economic Planning	Construction of hospitals	Buyer credit	37,805,692
<b>Iraq</b>				
Siemens AG	Ministry of Electricity	Gas turbine upgrade	Supplier credit	26,080,870
GE Global Parts & Products GMBH	Ministry of Finance	Power plant project	Buyer credit/ direct lending	294,914,740
GE Global Parts & Products GMBH	Ministry of Finance	Power plant project	Buyer credit/ direct lending	294,914,740
GE Global Services	Ministry of Finance	Gas turbine upgrade	Buyer credit	18,171,328
UK Grid Solutions Ltd	Ministry of Finance	Power infrastructure	Buyer credit/ direct lending	244,036,718

Israel				
The Boeing Company/ Rolls-Royce PLC	EL AL Israel Airlines	Rolls-Royce-powered Boeing aircraft	Buyer credit	91,601,648
Korea, Republic of				
Bombardier Inc/ Airbus SAS Inc.	Korean Airlines Company Ltd	Bombardier C-Series / Airbus A220 aircraft	Buyer credit	42,294,952
Kuwait				
Amec Foster Wheeler Energy Ltd	Kuwait National Petroleum Company	Clean fuel project	Buyer credit	171,000,390
Netherlands				
The Boeing Company/ Rolls-Royce PLC	Aercap Ireland	Rolls-Royce-powered Boeing aircraft	Buyer credit	72,953,280
Oman				
Petrofac Services Ltd	Duqm Refinery and Petrochemical Industries Company LLC	EPC services	Buyer credit	733,492,623
Panama				
The Boeing Company/ Rolls-Royce PLC	Avianca Holdings SA	Rolls-Royce-powered Boeing aircraft	Buyer credit	72,401,277
Qatar				
MBDA UK Ltd	State of Qatar	Weapons systems for Typhoon aircraft	Buyer credit	559,838,820
BAE Systems Operations Ltd	State of Qatar	Typhoon and Hawk aircraft	Buyer credit	2,256,326,224
BAE Systems Operations Ltd & MBDA UK Ltd	State of Qatar	Typhoon aircraft and weapons systems and Hawk aircraft	Bond and Export Insurance	736,844,923
Sri Lanka				
Cleveland Bridge UK	Ministry of Finance	Bridge construction	Buyer credit	46,843,120
South Africa				
The Boeing Company	Comair Ltd	Boeing aircraft	Buyer credit	40,744,789
Turkey				
Airbus Defence and Space Ltd	Türksat Uydu Haberleşme Kablo TV ve İşletme A.Ş.	Satellites	Buyer credit	328,399,017
United States				
GE Caledonian	Atlas Air Inc	Aircraft engine overhauls	Buyer credit	33,592,604

## Trade finance and insurance: businesses supported by sector

Product type	Number of exporters	Small and medium-sized enterprises	Number of destination countries	Maximum liability (£)
<b>Administrative and support service activities</b>				
Bond Support	3	3	1	1,167,070
Export Insurance (EXIP)	2	2	2	4,096,478
Export Working Capital Scheme	2	2	2	1,780,582
<b>Agriculture, forestry and fishing</b>				
Bond Support	0	0	0	-
Export Insurance (EXIP)	2	1	2	365,228
Export Working Capital Scheme	0	0	0	-
<b>Arts, entertainment and recreation</b>				
Bond Support	1	1	0	1,114,889
Export Insurance (EXIP)	0	0	0	-
Export Working Capital Scheme	0	0	0	-
<b>Construction</b>				
Bond Support	2	1	0	453,272
Export Insurance (EXIP)	2	2	2	259,215
Export Working Capital Scheme	1	1	0	5,686,270
<b>Defence</b>				
Bond Support	1	0	0	1,972,950
Export Insurance (EXIP)	1	1	0	1,914,830
Export Working Capital Scheme	1	0	1	3,990,000
<b>Education</b>				
Bond Support	1	1	0	1,106,645
Export Insurance (EXIP)	2	1	2	667,273
Export Working Capital Scheme	0	0	0	-
<b>Information and communication</b>				
Bond Support	6	6	4	6,317,138
Export Insurance (EXIP)	0	0	0	-
Export Working Capital Scheme	2	2	0	1,184,800
<b>Manufacturing</b>				
Bond Support	51	47	41	27,786,805
Export Insurance (EXIP)	14	11	9	10,774,626
Export Working Capital Scheme	24	21	35	34,940,531

Mining and quarrying				
Bond Support	0	0	0	-
Export Insurance (EXIP)	1	1	1	313,801
Export Working Capital Scheme	1	1	0	600,000
Professional, scientific and technical activities				
Bond Support	5	4	3	2,958,262
Export Insurance (EXIP)	1	0	0	861,488
Export Working Capital Scheme	2	1	2	2,071,769
Wholesale and retail trade; repair of motor vehicles and motorcycles				
Bond Support	3	3	2	2,202,221
Export Insurance (EXIP)	4	3	3	3,071,838
Export Working Capital Scheme	4	3	10	5,326,820



Through working with UKEF and the Department for International Trade, Essex Girl Beauty was able to take on its larger competitors and boost its revenues by 50%

# Sustainability of our estate

UKEF has reported annually on the sustainability of its estate since 2006, with the aim to operate the estate efficiently and reduce the environmental impact of operations and their associated costs.

## UKEF's estate

UKEF is based at 1 Horse Guards Road (1HGR), London, SW1A 2HQ. UKEF is a minor occupier of 1 HGR, accounting for 7% of the total internal area. As landlord, HM Treasury (HMT) is responsible for the provision of all energy and utility services. HMT follows government procurement best practice in procuring those contracts.

## Greening Government Commitments

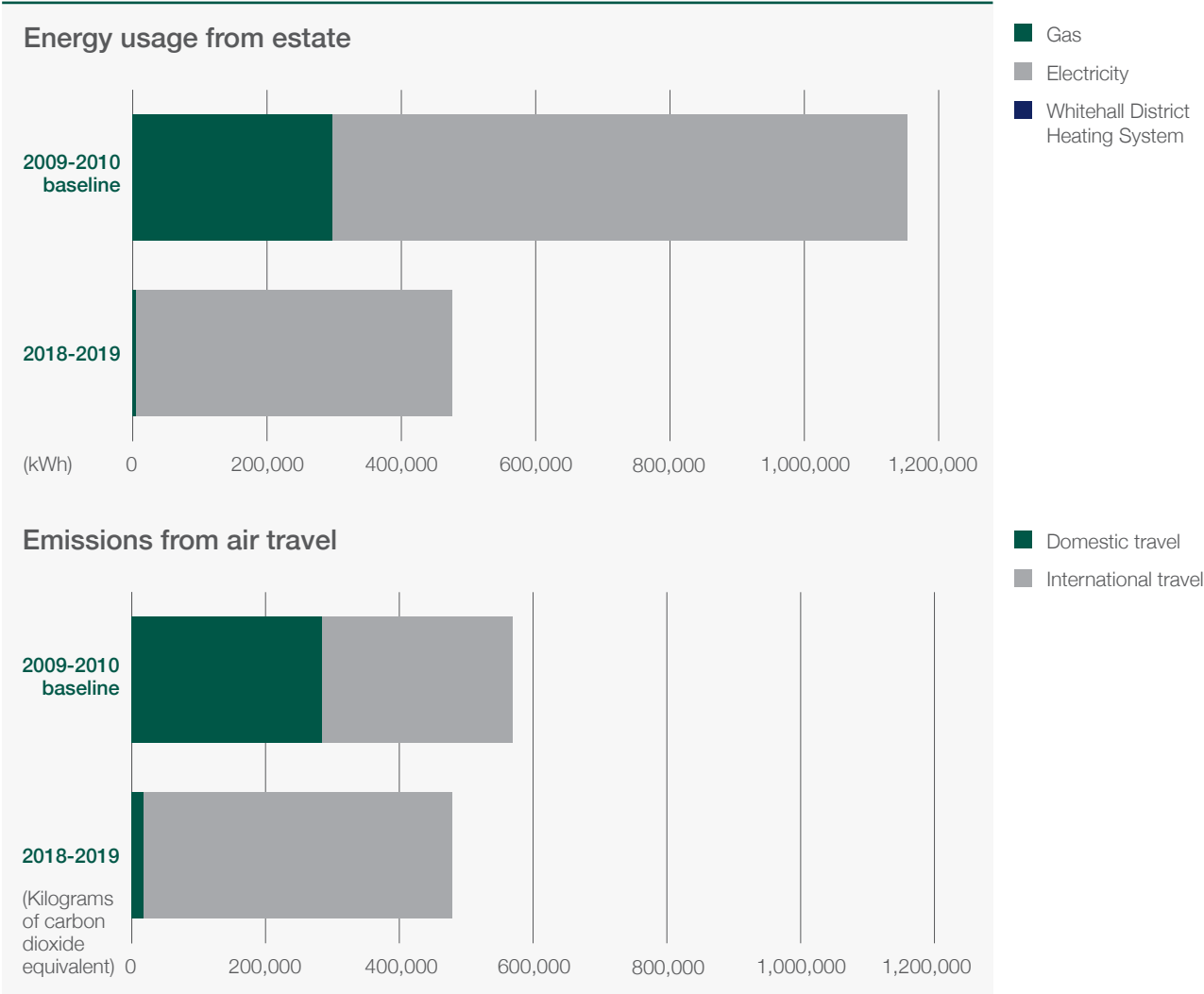
The Greening Government Commitments (GGC) are the government's commitments for delivering sustainable operations and procurement. They aim to reduce significantly the government's environmental impact by reducing emissions of greenhouse gases (GHG), reducing waste, reducing water usage and making procurement more sustainable. The 2018-19 reporting year is the fourth year of the 5-year performance reporting cycle to 2020.

Compared to a 2009-10 baseline, by 2019-20, the government will:

- cut GHG emissions by 31% from the whole estate and UK business transport
- reduce the number of domestic business flights taken by 30%
- reduce waste sent to landfill to less than 10% of overall waste; continue to reduce the amount of waste generated and increase the proportion of waste which is recycled
- reduce paper consumption by 50%

## Summary of performance

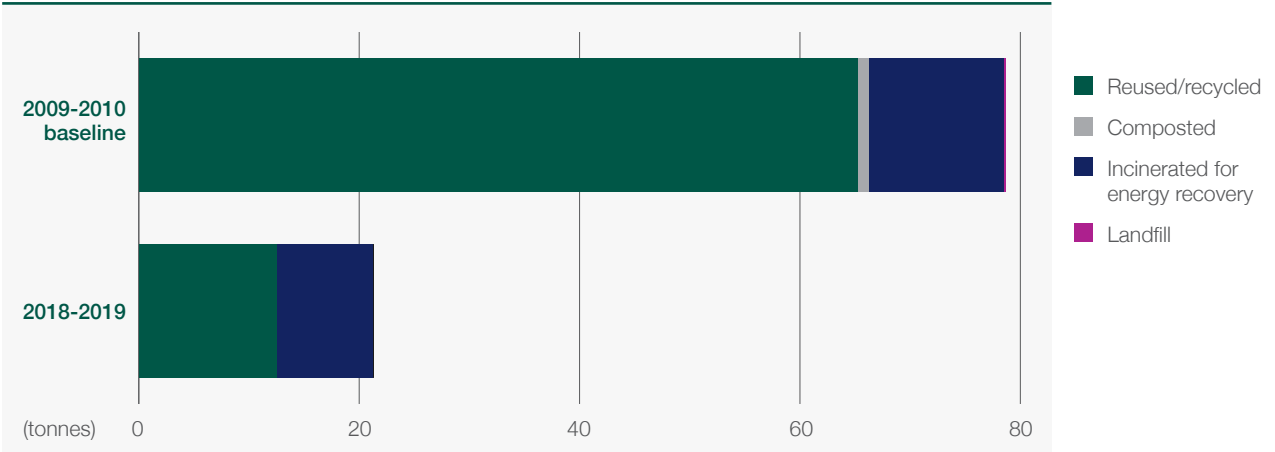
Area	2009-10 baseline	2018-19
Estate Waste (tonnes)	78.62	12.5
Estate Water (m3)	2,762	2,149



Whilst total emissions are below the 2009-10 baseline, the international travel element has increased. This can be attributed to a number of factors, including an increase in headcount of 50% since 2009-2010 and a higher level of overseas travel required by UKEF's portfolio.

### Waste

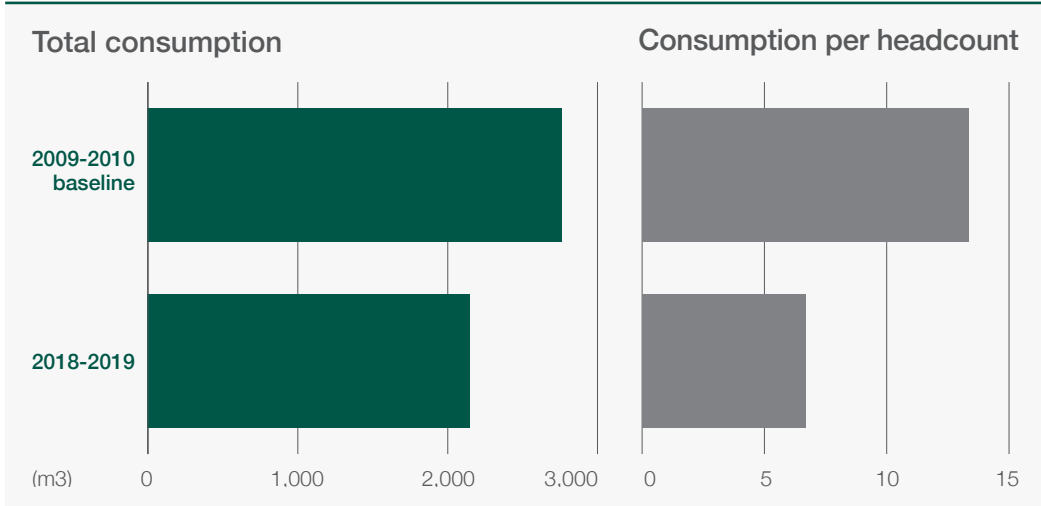
UKEF has a target to reduce waste sent to landfill to less than 10% of overall waste and continue to reduce the amount of waste generated and increase the proportion of waste which is recycled. UKEF has seen a reduction in waste generated by 73% against the 2009-10 baseline. None of UKEF's waste is sent to landfill.



UKEF has recycling points located strategically around the office. All information technology waste is either recycled or reused through UKEF’s contract with the Disposal Services Agency. UKEF continues to improve processes and systems which will reduce the amount of paper consumed.

## Water

The GGC target is to reduce water consumption from the 2009-10 baseline. UKEF’s water is not measured separately from other tenants and UKEF reports water consumption as being a proportion for the whole building at 1HGR.



## Sustainable procurement

UKEF uses existing framework agreements which have been centrally procured through Crown Commercial Services. Additionally, UKEF’s key facilities management suppliers have sustainable objectives and environmental policies in place committing them to sustainable development.

## Biodiversity and natural environment

UKEF’s London office has no access to or control over external land. Therefore, UKEF does not have a biodiversity plan.

### Notes:

- all 1HGR utility payments (including water, waste and energy) are included in the set annual lease payments. The figures used above have been apportioned to departmental costs based on floor occupancy of 7.68%
- business travel gross emissions do not include journeys made by bus or taxi



# UKEF core tables

## Total Resource and Capital Spending for UKEF

The tables on the following pages provide a summary of the department's expenditure outturn for 2014-15 through to 2018-19, along with the planned expenditure for 2019-20. The outturn and planned expenditure is recorded on the same basis as the information on financial performance in the Statement of Parliamentary Supply beginning on pages 111 to 115. They represent the spending incurred collectively across UKEF in meeting its objectives detailed in the Performance Report beginning on page 7.

### Resource

£'000	Outturn					Plans
	2014-15	2015-16	2016-17	2017-18	2018-19	2019-20
<b>Resource DEL</b>						
Staff costs	14,582	16,369	16,613	19,824	21,625	26,506
Other administration and operating costs*	16,751	14,377	13,728	13,799	15,940	18,253
<b>Total</b>	<b>31,333</b>	<b>30,746</b>	<b>30,341</b>	<b>33,623</b>	<b>37,565</b>	<b>44,759</b>
*Includes depreciation	388	444	180	127	272	430
<b>AME provisions utilisation</b>						
Dilapidations	250	(123)	(127)	0	0	0
Staff early retirement	(331)	(267)	(115)	52	(187)	(148)
<b>Total</b>	<b>(81)</b>	<b>(390)</b>	<b>(242)</b>	<b>52</b>	<b>(187)</b>	<b>(148)</b>
<b>Resource AME</b>						
B Export credits	(141,655)	(96,324)	(130,031)	(24,519)	(74,420)	13,881
C Fixed Rate Export Finance assistance	(1,851)	(1,923)	(1,435)	(621)	(290)	707
D Loans & interest equalisation	(5,694)	(4,318)	(2,819)	(1,694)	(799)	(478)
E Direct lending	(137)	(3,776)	(15,097)	22,215	(53,484)	110,732
<b>Total</b>	<b>(149,337)</b>	<b>(106,341)</b>	<b>(149,382)</b>	<b>(4,619)</b>	<b>(128,993)</b>	<b>124,842</b>

## Capital

£'000	Outrun					Plans
	2014-15	2015-16	2016-17	2017-18	2018-19	2019-20
Capital DEL	580	0	64	671	79	300
Capital AME	(22,509)	33,874	250,724	167,736	426,448	936,811

**Note:** data for future years beyond 2019-20 is not held, and is therefore not included in this report. Only 5 historic years and 1 future year is included.

## Resource DEL (RDEL)

For UKEF this represents the administrative cost associated with running the department (known as Administration and Programme DEL). Resource DEL has mostly remained unchanged over the preceding 4 years with the increase occurring from 2016-17 onwards primarily due to staffing costs and marketing (GREAT campaign) costs from 2018-19 onwards. The increase in staff numbers is to aid the department's strategic and corporate needs and to enable growth. RDEL outturn and plans are shown on a gross basis to allow better transparency and visibility of how the spend evolved over the period. Supply Estimates, however, show RDEL on a net basis. RDEL administration is fully offset with AME income generated by the department. RDEL programme (GREAT marketing) is partially offset with AME premium, £0.7 million, with the remainder, £1.3 million, representing the total net RDEL.

## Capital DEL (CDEL)

For UKEF this typically represents IT hardware but can include software purchases (licences). The majority of capital-intensive IT strategy was carried out in 2017-18. In 2018-19 there was a reduction in the overall capital related spend.

## Resource AME (RAME)

For UKEF this represents underwriting and export finance activities, including income received while supporting the exporters. Both are expected to fluctuate significantly owing to the nature of the business activity, as well as the impact of foreign exchange movements. RAME is shown on a net basis. As per the arrangement with HMT it is used to offset UKEF operating costs (RDEL) with exception of £1.3 million of RDEL programme costs representing GREAT marketing allocation from DIT. Resource AME is shown on a net basis.

## Capital AME (CAME)

For UKEF this represents lending activity (mostly direct lending facility related). The direct lending facility can fluctuate considerably due to the nature of the activity. CAME is shown on a net basis.