

App Buyers – Information

General Information for app buyers

To download/purchase an app you need to be signed in to the Autodesk App Store.
For downloading trial and free apps you need to click on the button indicated.

Free App:

Autodesk Maya Bonus Tools 2014-2015-2016
Autodesk, Inc.
★★★★★ (2 reviews)

Download Size: 14 MB
Release Date: 5/23/2014
Last Updated: 8/5/2015
Version Info: 16.0.4
Website: <http://www.autodesk.com>
Cust. Support: adm.app@autodesk.com

Trial App:

DimensionPatrol Trial
JTB World
★★★★★ (1 review)

Download Size: 1.4 MB
Release Date: 12/5/2011
Last Updated: 8/5/2015
Version Info: 1.3.0
Website: <http://www.jtbworld.com>
Cust. Support: info@jtbworld.com

Paid App:

For downloading a paid app, click on the button shown. You can also purchase an app in bulk by entering the quantity you would like to purchase above the price. **Note:** Currently you can purchase a maximum of **200** copies. Once you select the number of copies you want to buy click on the “Purchase” button.

Subscription App:

If publisher chosen “Monthly/Yearly recurring subscription” for their paid app, as a customer you must pay a subscription price to have access to the app/web service for a definite period of time. **After the expiry of subscription date you will be charged the fee monthly/yearly unless you take action to cancel.**

Note: If publisher chosen ‘Free 30-day Trial’ for the paid/subscription app, then we suggest you to take advantage of this feature i.e. download the app for free trial and use it for 30 days. If you are satisfied with the app then go for purchasing/subscribing for an app.

Paid app



DimensionPatrol
JTB World
★★★★☆ (3 review)

OS: Win32 and 64
Language: English

Description
This plug-in highlights dimensions in a drawing for which the user has customized the dimension text.

USD 2.00

Qty to Purchase:

Sub total: USD 2.00

[Buy Now](#)

Download Size: 1.4 MB
Release Date: 12/5/2011
Last Updated: 8/5/2015
Version Info: 1.3.0
Website: <http://www.jtbworld.com>
Cust. Support: info@jtbworld.com

Subscription app:



BlockMatrix
TR33 Tools
★★★★★ (1 review)

OS: Win32 and 64
Language: English

Description
BlockMatrix delivers powerful, easy editing of block attributes in a familiar spreadsheet style format.

USD 39.99/Year

[Subscribe Now](#)

[Free 30-Day Trial](#)

Download Size: 1.4 MB
Release Date: 7/24/2013
Last Updated: 10/1/2015
Version Info: 1.4.1
Website: www.tr33tools.com
Cust. Support: tr33tools@gmail.com

Autodesk Subscription Program App:

For downloading an Autodesk Subscription App, click on the Subscription App button. You need to be an Autodesk Subscription customer with an applicable Subscription to download that App. Once you sign-in with your Subscription ID the 'Please Sign in First' button will change to display 'Download'.



Space Naming Utility
Autodesk, Inc.
★★★★☆ (7 review)

OS: Win32 and 64
Language: English

Description
The Space Naming Utility for Autodesk® Revit® MEP software is an intuitive tool that automatically assigns the names and numbers from architectural rooms to Revit MEP spaces. By downloading the Space Naming Utility for Revit MEP software, you can eliminate the need to manually assign names to the spaces, helping save time and simplifying your workflow.

Download is exclusive to Autodesk Subscription Customers

[Please Sign in First](#)

All Autodesk Subscription Benefit Apps are now free for Students, Educators, Educational Institutions! Create an Account in Education Community

This app is free for the following Subscription.
Autodesk Building Design Suite Premium
Autodesk Building Design Suite Ultimate
Autodesk Design Academy
More

You need to be an Autodesk Subscription customer to download this App. For detail, visit the Autodesk Subscription Center.

The screenshot shows the Autodesk Exchange App Store page for the 'Space Naming Utility' app. The app is by Autodesk, Inc. and has a 4.5-star rating from 7 reviews. It is available for Windows and 64-bit systems in English. A 'Download' button is highlighted with a red box. To the right, a banner indicates that the app is exclusive to Autodesk Subscription Customers and is free for those with certain subscriptions, including Autodesk Building Design Suite Premium, Autodesk Building Design Suite Ultimate, and Autodesk Design Academy. A 'Download' button is also present in this banner.

The first time you click on a Download button for any Free/Trial/Paid/Subscription App, you'll be prompted to read and accept the End user agreement.

The screenshot shows a dialog box titled 'Please read and accept the Terms of Use and End User License Agreement'. It contains three checkboxes:

- I have read and agree to the Autodesk Exchange Apps Terms of Use
- I have read and agree to the End User License Agreement. Below this checkbox is a note: *If you are downloading a product from a third-party publisher or provider, this End User License Agreement is solely between the publisher or provider of the product ("Licensor") and you, and not with Autodesk, Inc. Questions, complaints or claims respect to the product should be directed solely to the Licensor, whose contact information can be found on the product download page.*
- (Optional) I would like to receive email from Autodesk, including information about new products and special promotions.

 At the bottom right, there is a button labeled 'USD 10.00 | Buy'.

Once you accept the End user agreement the download will start immediately for Free/Trial apps whereas for Paid apps you'll be directed to the payment options. When you download your MSI file, just double-click on it from the saved location on your system to install the app.

If the Publisher has chosen PayPal as the payment system for the app, you can either pay through a PayPal account or pay with a debit or credit card.

Choose a way to pay

▶ Pay with my PayPal account



Log in to your account to complete the purchase

Email

PayPal password

This is a private computer. [What's this?](#)

[Log In](#)

[Forgot email or password?](#)

▶ [Pay with a debit or credit card, or PayPal Credit](#)

(Optional) Join PayPal for faster future checkout

If the Publisher has chosen BlueSnap as the payment system you can pay through different gateways offered by BlueSnap like Credit Card, Wire Transfer, eNets, Skill, PayPal, etc. Also, you can choose the currency in which you want to make the payment.

Note: When you click on the price button a new tab will be opened in the browser for the transaction. If a new tab doesn't open you need to disable the pop-blocker in the browser and try again by clicking on the price button.

Secure Order Form

Payment Options For Singapore

- Credit & Debit Cards
- eNETS** (online bank transfer)
- Skrill** (Bank (Moneybookers))
- ▼ [More Payment Options](#)

Card Number *

Expiration Date * 01 ▼ 2016 ▼

Security Code * [What is this?](#)

Order Information Currency: SGD ▼

Exchange Apps : Chrome28Oct13

1 ▼ 13.26 SGD

[Have a coupon?](#)

Total 13.26 SGD

Shopper Details

First Name *

Last Name *

Email Address *

Address *

City *

Country **Singapore** [\(change\)](#)

Zip/Postal Code *

Phone *

Submit

If the app is purchased through PayPal, when the transaction is complete, you should be returned to the download page and the “Download Now” button should appear.

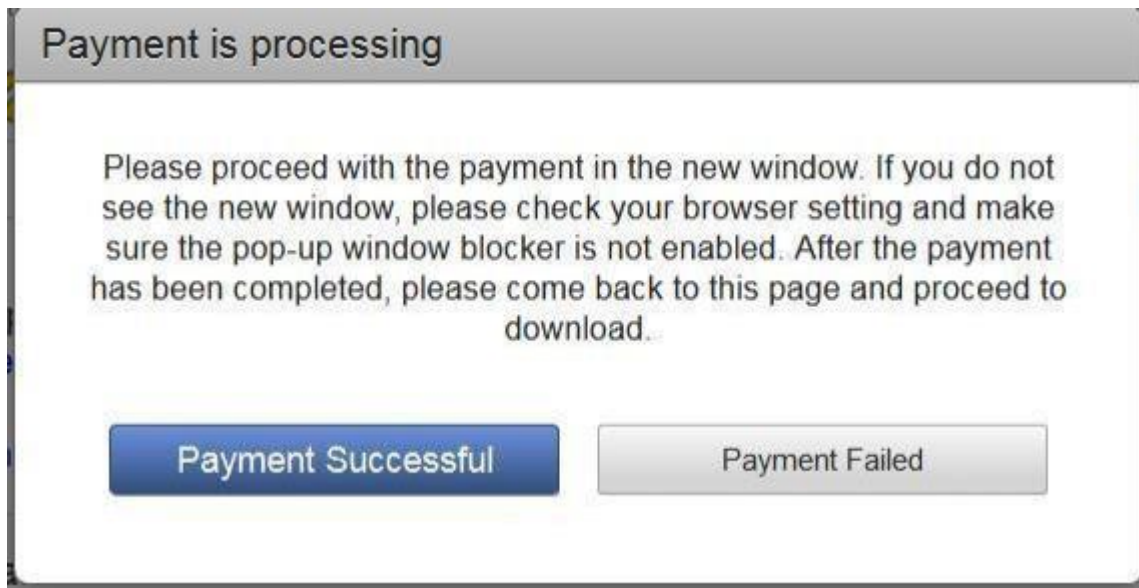
Win32 and 64 ▼

English ▼

Download Now ▼

If the app is purchased through BlueSnap, when the transaction is complete, you should click on the app download page tab and click on the ‘Payment Successful’ button, if the transaction is successful. After this you should see ‘Download Now’ button to download the app file. If you still see the price button then please send an email to appsinfo@autodesk.com

Otherwise if the transaction is failed click on ‘Payment Failed’ button and please send an email to appsinfo@autodesk.com



You can view a list of apps you have downloaded from the Autodesk App Store in the “MyDownloads” area <https://apps.autodesk.com/MyDownloads>. This can be accessed via the little down arrow in the top right corner of the screen.

In “MyDownloads” section you will also see if there are any updates available for your apps.

Multi-seat license Distribution

If you have purchased the app in multiple quantity and app requires license to activate then you can use multi seat license distribution option to distribute the license and the app.

Please go to ‘My Downloads’ section in the Autodesk App Store.

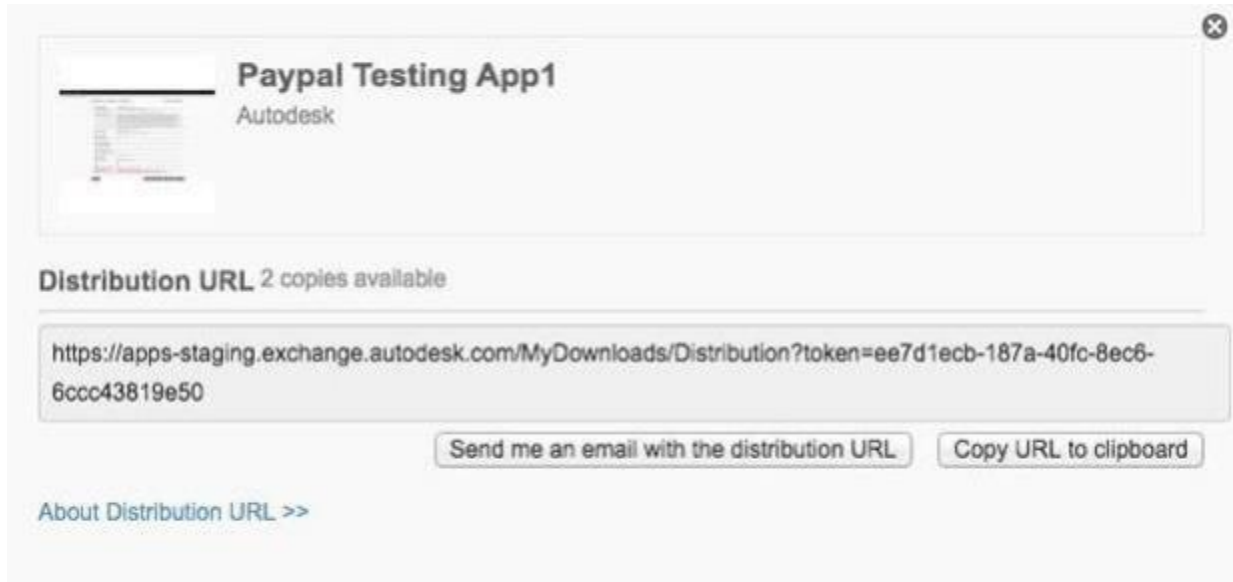
<https://apps.autodesk.com/MyDownloads>

Find the Apps with multi-license

Click on ‘Distribute(x)’



You can send yourself an email with the distribution URL or copy the URL and then you can send the URL to the user to whom you want to distribute the license.



Paypal Testing App1
Autodesk

Distribution URL 2 copies available

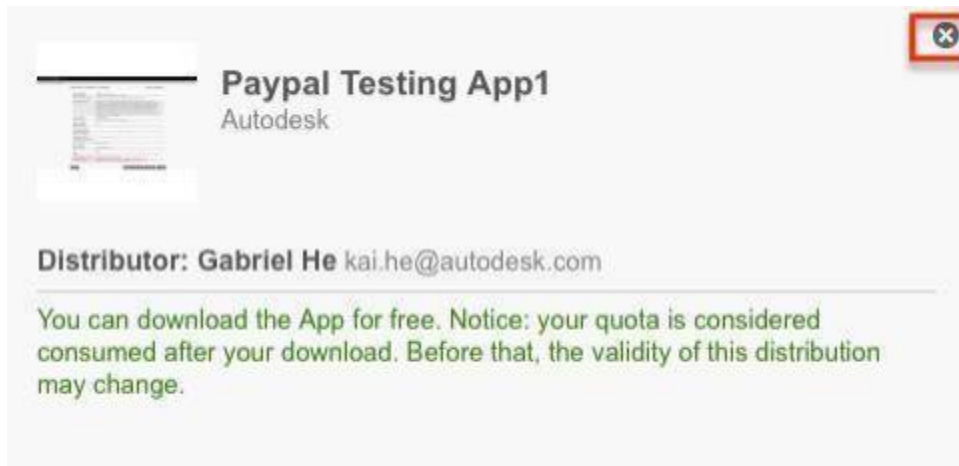
<https://apps-staging.exchange.autodesk.com/MyDownloads/Distribution?token=ee7d1ecb-187a-40fc-8ec6-6ccc43819e50>

[Send me an email with the distribution URL](#) [Copy URL to clipboard](#)

[About Distribution URL >>](#)

Once the end user receives the distribution URL link and login with the Autodesk App Store sign-in ID, they can see 'Download Now' button and clicking on it at the first instance shows following note.

After that end user need to close this note and click on 'Download Now' again then app gets downloaded.



Paypal Testing App1
Autodesk

Distributor: Gabriel He kai.he@autodesk.com

You can download the App for free. Notice: your quota is considered consumed after your download. Before that, the validity of this distribution may change.

Once recipient clicks the download button the license is distributed and you can see the distribution record on your my downloads page.

<https://apps.autodesk.com/MyDownloads>

Click on 'Record'

My Downloads

App (Desktop based) App (Browser based, you have to set up IPN to publish App in this type.)

Name	Description	Company	Size	Price	Purchase Date	Copies Purchased	Status	Action
desktop based...	App description	Autodesk		USD 96	4/16/2015	1	Up to Date	Download
Hyper plus		ASA	Autodesk Maya	USD 1.00	3/5/2015	1	Up to Date	Download
Paypal Testing		Autodesk	AutoCAD	USD 1.00	09/11/2014	5	Up to Date	Download History(2) Record

Distribution Records:

My Downloads - Distribution Records

Paypal Testing App1
Autodesk

Token ID	Spans Copies	Consumed	Status	Recipients
ae7d1edc-187a-463b-8ec5-6cc043819e50	2	2	Valid	William Xu (2/2/2015 8:09:41 AM) Acr2015 Acad (4/21/2015 2:37:45 AM)

How can I cancel my subscription?

BlueSnap:

Subscription can be cancelled by logging in to your BlueSnap [Shopper Account](#).

Once you are logged in, all your subscription's details can be seen.

Click on "Change" in the Status column to cancel your subscription.

If that option is not available, please contact using the [Shopper Support contact form](#)

While contacting them, please provide the app name which you have subscribed to.

In case you do not know the BlueSnap account details:

To get the BlueSnap account details, please go to <https://support.bluesnap.com/page/find-your-order>
Enter your last 4 digits of the card and email address used for the transaction then select the order and submit.

In the order details page (at the bottom) you will get the account information.

Using that information please login to your BlueSnap [Shopper Account](#).

PayPal:

Cancelling a subscription cancels all future scheduled payments of that subscription. A subscription can be cancelled up until the day before the next scheduled payment in order for you not to be charged.



1. Go to [Settings](#).
2. Click **Payments**.
3. Under "Preapproved payments", click **Manage preapproved payments**.
4. Select the merchant whose agreement you want to cancel and click **Cancel**.
5. Click **Cancel Profile** to confirm your request.

In case if you have any further questions, please feel free to contact the Autodesk App Store team at: appsubmissions@autodesk.com

Autodesk App Store - Subscription Apps Information

• Why you are unable to download a subscribers-only app

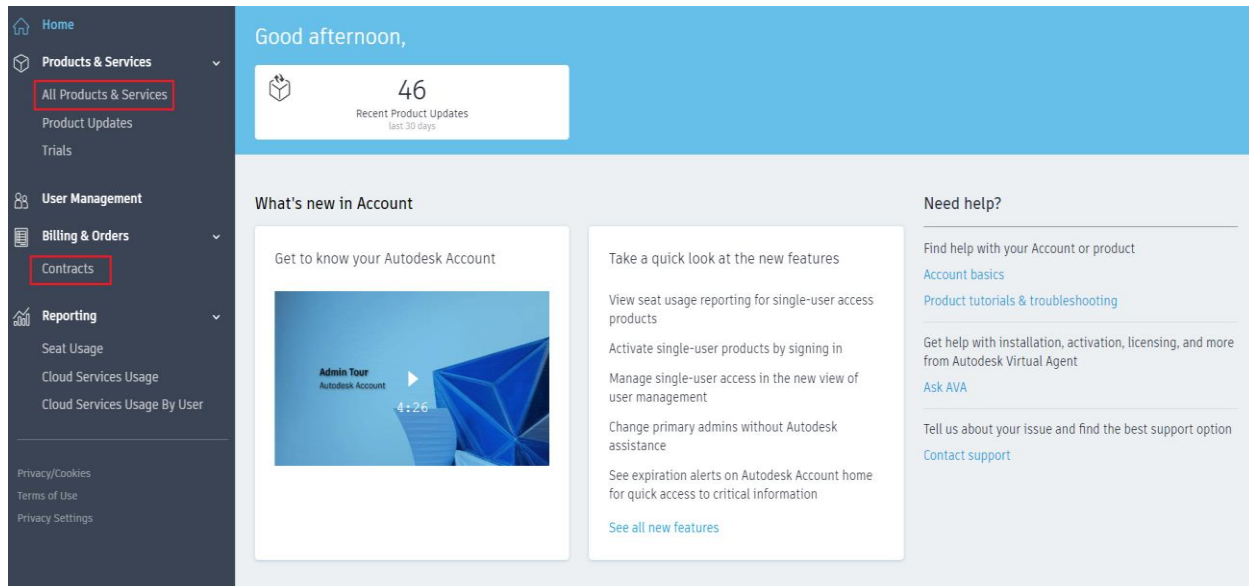
The subscribers-only apps are available only for Autodesk subscription users.

If you have an active Autodesk subscription agreement, and your email address is associated with that agreement, then after you login to the Autodesk App store, you will see the 'Download' button to download the app.

• How to check if you have a valid subscription

Sign in to Autodesk Account at manage.autodesk.com and click Products & Services > All Products & Services.

You will find the products assigned under "All Products & Services". The contract manager will have the option "Contracts" to view the contract number.



• How you can find your Contract Manager

The purchaser is the Contract Manager. Please go through below link to know more.

<https://knowledge.autodesk.com/customer-service/account-management/users-software/classic-user-management/contract-managers>

• How you can get a valid subscription

You should subscribe to Autodesk software for a valid subscription. Please go through below link to know more.

<https://knowledge.autodesk.com/customer-service/account-management/users-software/access-software-services/about-subscription#options>

- **Contact information if you still have issues**

If you have a valid subscription yet you still have issues in downloading the app, please email appsubmissions@autodesk.com with the active subscription agreement number and your username for the store.