



mini' app'les



Apple Computer user group newsletter

Volume XII No.3 March 1989

Calendar of Meetings and Events

WHO	WHEN	WHERE	WHAT
Apple II Users	Wed. Mar. 1 7:30 pm	St. Louis Park Sr. High School	"Resources", Note 11
Mac Users	Thur. Mar. 2 (6:30) 7:00 pm	Hennepin County Library, Southdale Branch, 70th & Xerxes, Edina, MN	Mac SE/30, Tektronix Color Printer & Memory Expansion, Notes 14 & 4
Board Meeting	Thur. Mar. 9 7:00 pm	Brookdale Hennepin Area Library 6125 Shingle Creek Pkwy., Brooklyn Ctr.	Members welcome, Note 1
Mac Computer Art & Design Group	Mon. Mar. 13 6:45 pm	Control Data (Govt Sys Resource Ctr) 8140 26th Ave. So., Bloomington	Field trip to Govt Sys Resource Ctr (see Announcements), Note 7
The Smalltalk Group	Recess until further notice		Note 10
Apple IIGS S.I.G.	Wed. Mar. 15 7:30 pm	First Tech Computer 2640 Hennepin Ave., Minneapolis	Note 12
Microsoft® Works™ S.I.G.	Wed. Mar. 15 6:30-8:45 pm	Washburn Community Library 5244 Lyndale Ave. So., Mpls.	Note 13
Fourth Dimension™ Group	Mon. Mar. 20 7:00 pm	Hennepin County Library, Southdale Branch, 70th & Xerxes, Edina, MN	Note 2 Small Meeting Room, 2nd Floor
Beginning Macintosh™ Programmer	Tues. Mar. 21 7:00 pm	Hennepin County Library, Southdale Branch, 70th & Xerxes, Edina, MN	Note 15 Small Conf. Room, 2nd Floor
MacCAD/E User Group	Tues. Mar. 21 7:00 pm	Heath/Zenith Computers Shady Oak Road, Hopkins, MN	Note 8
Mac Desktop Publishing SIG.	Wed. Mar. 22 7:00 pm	First Tech Computer 2640 Hennepin Ave., Minneapolis	Note 3
AppleWorks© S.I.G.	Thur. Mar. 23 7:00 pm	Murray Junior High School 2200 Buford, St. Paul, MN	Spreadsheet—Basic to Advanced Note 1
HyperCard™ Group	Mon. Mar. 27 7:00 pm	Hagen Office Equipment 801 W. 77-1/2 St., Richfield, MN	Note 4
Mac Novice User Group	Mon. Mar. 27 7:00 pm	Highland Branch Library 1974 Ford Parkway, St. Paul, MN	Note 9
Northwest Branch	Tues. Mar. 28 7:00 pm	Rockford Road Library 6401 42nd Ave. No., Crystal, MN	Note 6
Apple II Users	Wed. Apr. 5	St. Louis Park Sr. High School	Note 11
Mac Users	Thur. Apr. 6	Hennepin County Library, Southdale	Word 4.0 Demo, Notes 14 & 4
Mac Computer Art & Design	Mon. Apr. 10	Mpls. College of Art & Design	Successful Linotronic, Note 7
Microsoft® Works™ S.I.G.	Tues. Apr. 11	Washburn Community Library, Mpls.	Note 13
The Smalltalk Group	Recess until further notice		Note 10
Board Meeting	Thur. Apr. 13	Brookdale Hennepin Area Library	Members welcome, Note 1
Fourth Dimension™ Group	Mon. Apr. 17	Hennepin County Library, Southdale	Note 2
Beg. Macintosh Programmer	Tues. Apr. 18	Hennepin County Library, Southdale	Note 15
MacCAD/E User Group	Tues. Apr. 18	Heath/Zenith Computers, Hopkins	Note 8
Apple IIGS S.I.G.	Wed. Apr. 19	First Tech Computer, 2640 Hennepin	Note 12
HyperCard™ Group	Mon. Apr. 24	Hagen Office Equipment	Note 4
Mac Novice User Group	Mon. Apr. 24	Highland Branch Library, St. Paul	Note 9
Northwest Branch	Tues. Apr. 25	Rockford Road Library, Crystal	Note 6
Mac Desktop Publishing SIG	Wed. Apr. 26	First Tech Computer, 2640 Hennepin	Note 3
AppleWorks© S.I.G.	Thur. Apr. 27	Murray Jr High, 2200 Buford, St Paul	Note 1
Strictly Business Show	May 3rd & 4th	New Minneapolis Convention Center	

Notes:

- | | | |
|------------------------------------|-----------------------------------|----------------------------------|
| 1. Dick Marchiafava 572-9305 | 6. Jere Kauffman 535-6745 | 11. Tom Ostertag 488-9979 |
| 2. Ian Abel 824-8602 | 7. Joy Kopp 440-5436 | 12. Mark Evans 377-9000 |
| 3. Charles Bjorgen 633-8850 | 8. Bill Langer 937-9240 | 13. Ed Spitler 432-0103 |
| 4. Mike Carlson 866-3441 | 9. Tom Lufkin 698-6523 | 14. David Stovall 474-8015 |
| 5. Wesley Johnson 636-1826 | 10. Martin McClure 227-9348 | 15. Ian Able 824-8602 |

Board Members:
Officers

President	<i>Dick Marchiafava</i>	572-9305
	7099 N. E. Hickory Drive Fridley, MN 55432	
Past-President	<i>Ann Bell</i>	544-4505
	8325 39th Avenue N., New Hope, MN 55427	
Vice-President	<i>William Langer</i>	937-9240
	14160 Green View Court Eden Prairie, MN 55344	
Secretary	<i>Ed Spitler</i>	432-0103
	P.O. Box 24476 Apple Valley, MN 55124	
Treasurer	<i>J. Edward Wheeler</i>	881-5928
	P.O. Box 796 Hopkins, MN 55343	

Directors

Publications	Dan Buchler	890-5051
Software	Tom Gates	789-1713
Technical	John Hook	944-8510
SIG: Macs	David Stovall	474-8015
SIG: Apples	Tom Ostertag	488-9979
Membership	Anne S. Charity	935-4845

Coordinators

Beginners' Consultant	Earl Benser	884-2148
Shows & Conventions	<i>(Your Name Here?)</i>	
Northwest Branch	Jere Kauffman	535-6745

🍏 Apple II Users	Tom Ostertag	488-9979
🍏 Apple IIGS	Dick Peterson	473-5846
🍏 AppleWorks	Dick Marchiafava	572-9305
🍏 Beginner's Basic	Tom Alexander	698-8633
🍏 Languages/Tech	Wesley Johnson	636-1826
🍏 Tech. Adviser (hdwre)	Roger Flint	771-2868

📁 Mac Users	David Stovall	474-8015
	Mike Carlson	866-3441
📁 Excel	M. Nightingale	545-9380
📁 Beginning Prog.	Tom Vind	473-0455
📁 HyperCard	Mike Carlson	866-3441
📁 CAD & Engineering	Bill Langer	937-9240
📁 4th Dimension Prog	Ian Able	824-8602
📁 Novice	Tom Lufkin	698-6523
📁 Smalltalk	Martin McClure	227-9348
📁 DeskTop Publishing	Charles Bjorgen	633-8850
📁 MicroSoft Works	Ed Spitler	432-0103

Software Director's Staff

Apple // DOM Editor	Tom Gates	789-1713
MaceDOM Editor/Prod	Joe Carroll	938-4028
CP/M	<i>Open</i>	

Liaison Contacts (Contact with non-Mini'app'les SIGs)

- Genealogy	Jules Goldstein	690-4447
- Medical	Stewart Haight	644-1838
- CP/M	Jim Rosenow	(414) 261-2536

Circulation this issue: 1350

This is the Newsletter of Mini'app'les, the Minnesota Apple Computer Users' Group, Inc., a Minnesota non-profit club. The whole newsletter is copyrighted © by Mini'app'les. Articles may be reproduced in other non-profit User Groups' publications except where specifically copyrighted by the author. Please include the source when reprinting.

Questions – Please direct questions to an appropriate board member. Technical questions should be directed to the Technical Director.

Membership – Send applications for membership directly to the Membership Coordinator: Anne S. Charity 935-4845
 PO Box 796
 Hopkins, MN, 55343

Current membership dues are \$20 for the first year and \$15 thereafter. All members receive a subscription to the newsletter and all club benefits. New members receive a special package of member lists and software catalogs.

eDOMs	At Meetings	Mail Order
Members:	5 1/4" eDOMs \$3.00	Add
	5 1/4" System \$1.00	\$1
	3 1/2" Apple/Mac eDOMs \$5.00	per
	3 1/2" System \$3.00	disk,
Non-Members:	5 1/4" eDOMs \$6.00	Max
	3 1/2" Apple/Mac eDOMs \$10.00	\$4.00

Send orders to Mini'app'les at PO Box 796, Hopkins, MN 55343, attention eDOM Sales or Mac eDOM Sales.

Dealers – Mini'app'les does not endorse specific dealers. The club promotes distribution of information which may help members identify best buys and service. The club itself does not participate in bulk purchases of media, software, hardware and publications. Members may organize such activities on behalf of other members.

Newsletter Contributions – Please send contributions on Mac 3 1/2" disks, or via telecommunications, directly to the Newsletter Editor. Contributions on 5 1/4" disks should be sent to the club PO Box, and marked: "Newsletter Submission".

Deadline for publication is the **1st day** of the month preceding the month in which the item might be included. An article will be printed when space permits if, in the opinion of the Newsletter Editor, it constitutes suitable material for publication.

Meeting Dates – Please phone calendar announcements to John Hansen 890-3769.

Mini'app'les Mini'Info Exch BBS – Club members may utilize the club's BBS: Telephone No. 831-6235

Advertising – Direct all advertising inquiries to the club's Advertising Coordinator: Bob Lowe 612-933-0464
 14717 Idylwood Road, Minnetonka, MN 55345

Newsletter Publication Staff
 Director & Editor Daniel B. Buchler 890-5051
 13516 Grand Avenue S.
 Burnsville, MN 55337

Announcements Kent Edwards 452-4956
 Calendar John Hansen 890-3769
 Contributing Ed. Steve George 935-5775
 Contributing Ed. Tom Edwards 927-6790
 Dave Brown
 Comp./Layout Joan Kistner

E-mail

AppleLink
 UG0012
 CompuServe
 73537,463
 GENie: DBuchler

In This Issue

Announcements		4
Apple/Mac System software available to members		10
Board Meeting Minutes	by Ed Spitler	11
Classified Advertisements		19
Membership Promotion		BC
Apple Announces New Services	from AppleLink	15
 AppleWorks Advisor	by Dick Marchiafava	7
 Apple II User's Group Meeting	by Lloyd Nelson	13
 Beginner's Corner (Utilities)	by Tom Alexander	8
 Clarification to "Evolution-Part 2"	by Stephen Brown	13
 Evolution of the Apple II-Part 3	by Stephen Brown	13
 IIGS Stuff: Finder & Desktop Hints	by Ted Meyer	12
 ProTERM v.2.1 (A Review)	by Lloyd Nelson	9
 Software News	by Tom Gates	9
 Thesaurus (A Review)	by Lloyd Nelson	9
 Apple Announces Macintosh SE/30	from AppleLink	15
 Apple Reduces Prices	from AppleLink	16
 Brevity is Bliss (Jan DTP)	by Charles Bjorgen	16
 Get Your Scan Together	by Tom Edwards	17
	(Jan MacUser)	
 New Apple Pricing Schedule	from AppleLink	16
 The Curator (Mac Art Utility)	by Linda Bryan	18

The Fine Print

The Mini'app'les newsletter is an independent publication not affiliated or otherwise associated with or sponsored or sanctioned by Apple Computer, Inc. or any other computer manufacturer. The opinions, statements, positions, and views stated herein are those of the author(s) or publisher and are not intended to be the opinions, statements, positions or views of Apple Computer Inc., or any other Computer manufacturer. Apple®, the Apple® logo, Apple IIGS®, AppleTalk®, AppleWorks®, Macintosh®, ImageWriter®, LaserWriter®, are registered trademarks of Apple Computer, Inc. LaserShare™, Finder™, MultiFinder™ and HyperCard™ are trademarks of Apple Computer, Inc. PostScript® is a registered trademark of Adobe Inc. Times® and Helvetica® are registered trademarks of Linotype Co.

Advertisers

Hagen	BC
Kronk Financial Services	19
MacChuck	16
Ramco	19

Membership Application and Renewal Form 3/89

Name: _____

Address: _____

City: _____

State: _____

ZIP: _____

Home Phone: (_____) _____ - _____

Work Phone: (_____) _____ - _____

New Member () or Renewal ()

Spouse's name: _____

Children's names: _____
(if interested in computers)

Sponsored by: _____

I own or use a:

Mac+ () SE () MacII ()
 Apple //or //+or //e () //GS () //c ()
 Other ()

Special Interests - Check all that apply.





Programming () Spreadsheets ()
 Business () DT Publishing ()
 Education () Novice ()

Make checks payable to Mini'app'les

Mail to: Membership Coord

Anne S. Charity
 5116 Ridge Rd
 Edina, MN 55436

Allow 3-6 weeks for processing
 Club Dues: \$15/yr + \$5 application fee.

   	<p>HyperCard 1.2.2 is now available!</p>
---	---

- ✓ System Updates for Macintosh
- ✓ ProDOS and DOS 3.3 systems for Apple II/IIGS

Apple II SIG
 St Louis Park High
Mar 1
 "Resources"

MacUsers
Mar 2
 Southdale Library
Mac SE/30
 Tektronix Color Ptr
 Computer Care Memory Exp.

Mini'app'les BBS — 831-6235 (New Software)

April Mini'app'les Newsletter goes to press March 11.
 Please observe minimum one week leadtime.

Announcements

Apple II SIG Announcements

by Lloyd Nelson

Lee Reynolds reminded us of the upcoming HamFest and Computer Expo to be held at the Medina Ballroom at Hamel, MN (west of the cities on Highway 55) on Saturday, February 25, starting at 7:00 a.m. (set-up for tables at 6:30 a.m.) and going until 2 p.m. If you haven't reserved a pre-paid ticket, they will be selling at the door for five dollars. Mini'app'les is planning to have a booth there to publicize your Club. If you plan to go, make sure you go early enough to shop for your goodies before they are all picked over!

The St. Louis Park location for the Apple II User's Groups is booked through May of this year. A new location, preferably with air conditioning, is being sought. Any suggestions from the club membership for a likely place are welcome.

The tentative topic for the upcoming March 1st Apple II meeting is "Resources". Groups such as National Appleworks User's Group (NAUG), The Appleworks User's Group (TAUG), The Big Red Apple Club and other Public Domain and Shareware software sources will be discussed. If you (anyone) have sources of resources that you can exhibit or present, please feel WELCOME to share with the group. Perhaps some of the things that the members of these groups are doing to help each other out can be an inspiration for new ideas within our own club. See you all there!

fimi

AppleWorks SIG Info and Meeting Schedule

by Dick Marchiafava

The AppleWorks Spreadsheet presentation will be March 23rd.

Location of the AppleWorks SIG meetings are at Murray Jr. High School, 2200 Buford Avenue, St. Paul. Park on Grantham, the street on the west of the school complex. Meeting room is the computer lab at the center of the hall. Murray Jr. Hi is centrally located a few blocks east of Highway 280, near Como Avenue. This is near the border of Minneapolis and St. Paul. See the map for directions.

Any corrections to the meeting calendar will be posted on the Mini'app'les Bulletin Board.

Meetings are held monthly at 7 PM on the 4th Thursday. Call 572-9305 if you need information about meetings. Dick

Mac SIG Announcements Mac Users: March Meeting

by David Stovall and Mike Carlson
March 2 is "Hardware Night!"

We hope to have three exhibitors/demonstrators:

- Apple will hopefully bring along its new flagship Mac SE/30 and maybe some other goodies.
- Tektronics will be showing their ColorQuick Ink-Jet Mac-compatible color printer. (See MacWorld, March 89, p. 85.) This printer, which costs less than \$3,000, was designed for the Mac and produces a reasonable

resolution of 216 dpi, better than the Sharp JX-730 that prints beautifully at 180 dpi. Tektronics has also announced a new version of its thermal 300 dpi printer with a PostScript interface, but you have to find \$16,000 green ones for that job.

- Computer Care, a local company, will show a different way of expanding memory by making use of 256K SIMMS on a piggy-back board which allows more than one 256K SIMM per slot on your motherboard.

Mac Computer Art & Design Group: March Meeting

by Joy Kopp

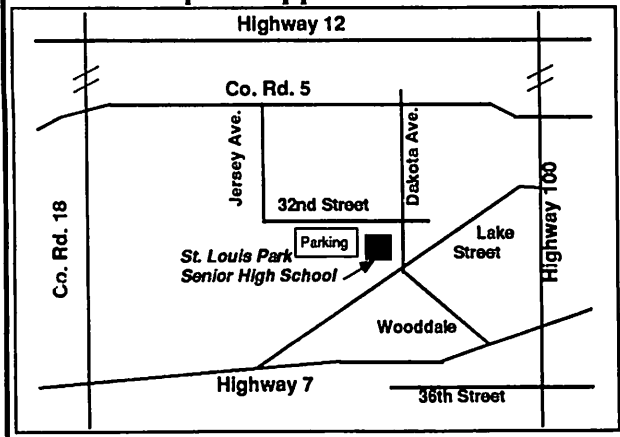
On March 13, the Mac Computer Art & Design Group will be touring Control Data's Government Systems Resource Center. This facility supports the sales and marketing efforts of CDC's government systems division. It is an "all-electronic" production studio. Join us for a look at a "real world" application of Macintosh technology.

Mac Computer Art & Design Group: April Meeting

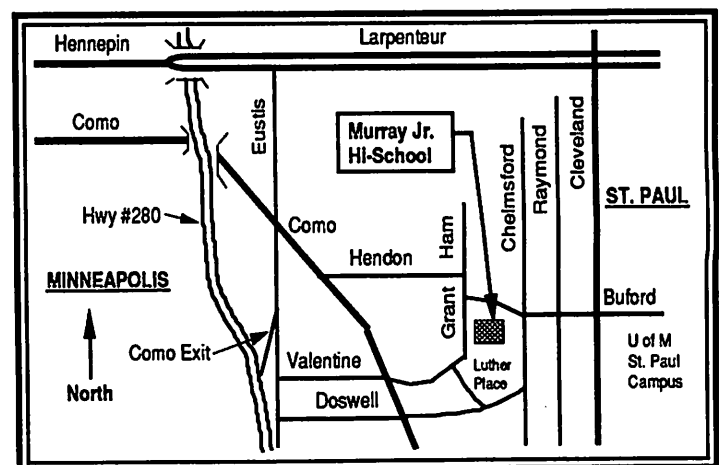
In April, the Mac Computer Art & Design Group will host John Poor, free-lance Mac artist and trouble-shooter. He will discuss topics related to successful Linotronic output, such as understanding PostScript, resolution independency, file formats, gray scale and PostScript font management. Join us on April 10 for a truly informative evening.



Location Map for Apple II SIG



Location Map: AppleWorks SIG



New Mini'app'les Bylaws

These amended bylaws have been prepared by a bylaw committee. These proposed bylaws are to be voted on by the membership in the upcoming general election to be held in April or via the paper ballot which will be mailed to everyone next month. It is suggested that members study these bylaws so they may cast an intelligent vote on the matter.

A. NAME OF ORGANIZATION

The name of the organization is Minnesota Apple Computer Users' Group, Inc. hereafter called "Mini'app'les".

B. PURPOSE

The purpose of the organization is to promote the dissemination of information concerning the use of Apple Computers and products related thereto, and to share the knowledge of members at large concerning their talents and information pertaining to computers in general.

C. MEMBERSHIP

1. Members of Mini'app'les are required to pay annual dues, which will be due on the anniversary of the month they joined.
2. The actual amount of dues will be set by the board. An application fee may be charged at the discretion of the board.
3. Annual dues must be received by anniversary date or membership shall be terminated.
4. Membership rights will be extended to the immediate household upon receipt of dues from the household.
5. Each membership shall have the right to cast one vote.
6. Membership will not be denied because of race, creed, color, sex, or national origin.
7. Members are expected to abide by these bylaws.
8. Benefits of membership shall include:
 - A subscription to the the Mini'app'les newsletter.
 - Eligibility to purchase Mini'app'les software.
 - Eligibility to participate in Mini'app'les sanctioned activities.

D. LEADERSHIP

1. The officers of Mini'app'les, shall consist of the following positions:
 - President
 - Past President
 - Vice President

Secretary
Treasurer
Publications Director
Software Director
Operations and Resources Director
Interest Group Directors (2)
Membership Director

These eleven officers are the governing board of Mini'app'les and all Mini'app'les business will be conducted by this board.

2. Except for the Past President, officers are elected for term of one year. The term runs from May 1 to April 30. The office of Past President will automatically be given to the retiring President. If a President is elected for sequential terms, the incumbent Past President will remain in office.
3. If an officer resigns or relinquishes office, the President shall appoint a replacement subject to board approval.
4. If the President resigns or is unable to perform the duties of the office, the Vice President shall assume those duties.
5. In the absence of the President and Vice President, the officers may appoint an acting President.
6. Board members may be removed from office by a two-thirds majority vote of the board. A recall election shall be held within 60 days of presentation of an impeachment petition bearing the verified signatures of at least five percent of the membership.
7. The President, Vice President or Secretary may call a general membership meeting. Membership shall be notified of time, place, and purpose of meeting through the Mini'app'les newsletter or a special mailing.
8. Election of Officers.
 - a. Nominations will be made by a nominating committee.
 - b. Further nominations from members will be accepted at a general membership meeting to be held in February.
 - c. The subsequent list of nominees with such statements as they may wish to make pursuant to their candidacy shall appear in the April newsletter.
 - d. The election will be by means of a written ballot as published in the April newsletter. Ballots will be accepted at Mini'app'les meetings or by mail. All ballots must be received by April 28th. A simple majority of those voting is necessary for election. Results of this election shall be published in the newsletter not more than 60 days following the election.
9. Board members must be paid up members of Mini'app'les.

E. LEADERSHIP RESPONSIBILITIES

1. *General Duties.* The duties of the elected officers are in general to:
 - Promote the purpose and membership of Mini'app'les.
 - Administer the bylaws of Mini'app'les.
 - Assure the financial well-being of Mini'app'les.
 - Attend and report at each board meeting.
 - Carry out decisions of the board in a timely manner.
 - Appoint staff and committees as necessary, subject to board approval.
 - Communicate to the board the needs of appointed staff and membership in general.
2. *Duties of the President.* The President will:
 - Provide leadership and direction to the general membership and to the board of directors.
 - Prepare an agenda for each board meeting.
 - Chair Mini'app'les board and general membership meetings at which business is conducted.
 - Assign duties to board and staff members.
 - Establish goals to be reached during the term in office.
3. *Duties of the Vice President.* The Vice President will:
 - Assist the President with the duties of that office and in the absence of the President, assume the duties of that office.
 - Organize the program, facilities and equipment for general membership meetings including meetings for nominations or voting by membership.
 - Coordinate participation in events, such as trade shows and seminars.
4. *Duties of the Treasurer.* The Treasurer will:
 - Maintain Mini'app'les financial records and records of Mini'app'les assets.
 - Prepare a written financial report to include income, disbursements, current account balances and assets, at each board meeting.
 - This report will be included in the minutes.
 - Prepare an annual budget.
 - Be cognizant of and act upon requirements of the IRS and Minnesota State Department of Revenue in a timely and efficient manner.
 - Administer the collection of all monies due Mini'app'les.
 - Establish and maintain bank accounts in the name of Mini'app'les.
 - Deposit all monies in Mini'app'les bank account(s) in a timely and efficient manner.
 - Pay all bills and demands as authorized by the board.

Bylaws, continued from 5

5. *Duties of the Secretary.* The Secretary will:
 - Record in a permanent form the minutes of all board and general membership meetings at which business is conducted.
 - Record the results of elections.
 - Archive and maintain all Mini'app'les records other than those kept by the Treasurer.
 - Keep a Mini'app'les calender.
 - Assist the President and Vice President in correspondence as required.
6. *Duties of the Past President.* The Past President will:
 - Provide continuity in the leadership of Mini'app'les.
 - Assist the President with the duties of that office.
 - Provide historical references for decision making process.
7. *Duties of the Publications Director.* The Publications Director will:
 - Oversee publication of the newsletter.
 - Appoint with consent of the board:
 - Newsletter Editor and assistants
 - Advertising Coordinator
8. *Duties of the Software Director.* The Software Director will:
 - Oversee all software publication efforts.
 - Coordinate acquisition and duplication of software.
 - Appoint with consent of the board:
 - Software Editor(s)
 - Software Sales Coordinator(s)
9. *Duties of the Operations and Resource Director.* The Operations and Resource Director will:
 - Oversee all matters related to operations and resources of Mini'app'les and its members.
 - Coordinate the use of equipment owned by Mini'app'les.
 - Maintain a consultant and information network for Mini'app'les.
 - Appoint with consent of the board:
 - Hardware and Software Advisor(s)
 - Bibliographer
 - Hardware Coordinator(s)
 - BBS Coordinator
10. *Membership Director.* The Membership Director will:
 - Oversee the maintenance and processing of membership records and materials.
 - Promote membership.
11. *Duties of the Interest Group Directors.* The Interest Group Directors will:
 - Oversee all matters related to the development and maintenance of Special Interest and Community Interest groups.

Encourage and assist in the formation of new interest groups.
Act as spokesperson to the board for group representatives.

F. FINANCIAL

1. Mini'app'les will maintain an account(s) at a local financial institution. Such accounts shall bear interest as the law allows.
2. The Signatories on the account(s) shall be:
 - President
 - Vice President
 - Treasurer
3. One signature will be required to disburse funds from the account(s).
4. The authorization of expenditures will be accomplished by the board approving an annual budget that covers Mini'app'les budget year. The budget year shall run from August 1 to July 31. Those expenditures not budgeted items, or budgeted items which exceed the budgeted amount by more than \$25.00 will require majority approval of the board.
5. Proper verification of expenditures will be required before the funds will be disbursed.
6. In the event of dissolution of the corporation, the entire net assets remaining after payment of any or all liabilities and obligations of the corporation shall be disbursed in a manner agreeable to a majority of the board members at a specially convened open board meeting and consistent with IRS and State regulations. Notice of this meeting shall be made known to all Mini'app'les members through the newsletter or a special mailing 30 days in advance of the meeting.
7. A Surety Bond shall be obtained, naming the above signatories as principals.

G. BOARD MEETINGS

1. The business of Mini'app'les will be conducted at board meetings, except for general membership meetings for nominations or voting by membership.
2. The Board of Directors shall meet at least every other month at a place and time designated by Mini'app'les President.
3. A quorum shall consist of a simple majority of the officers and no business shall be transacted if a quorum is not present.
4. Notice of board meetings shall appear in the Mini'app'les newsletter 30 days in advance of all regularly scheduled board meetings.
5. In emergency situations, officers may agree to meet at any time, but all business transacted will be subject to reconsideration

at the next regularly scheduled board meeting. Minutes of the emergency meetings shall be made publicly available in the next issue of the Mini'app'les newsletter and/or at the request of any member.

6. The board of directors may designate three or more of its members to constitute an executive committee. To the extent determined by the board, the executive committee has the authority of the board in the management of the business of Mini'app'les. The executive committee shall act only in the interval between board meetings and at all times shall be subject to the control and direction of the board. Any activity shall be reported to board at next meeting.
7. Minutes of the board meetings will be published in the Mini'app'les newsletter not later than 60 days following that meeting.
8. All meeting of the board will be open to the general membership of Mini'app'les.
9. All members are encouraged to bring issues to the board. This shall be done by submitting agenda items in writing to the President in advance of the board meeting.
10. Decisions will be made by a simple majority of the board members present, the President voting only in the case of a tie.
11. At least once per year, the board will examine these bylaws for needed changes following the procedure set forth in section H.

H. BYLAWS

1. Requests for changes in the bylaws will be made in the Mini'app'les newsletter at least four months prior to the election of officers.
2. The board will act on this request and on other items pursuant to changes in the bylaws at a board meeting at least three months prior to the election of officers.
3. Changes to the bylaws suggested by the board will be published in the Mini'app'les newsletter at least two months prior to the election of officers and will be submitted to general membership at the nominations meeting.
4. The ratification will be by means of a written ballot as published in the April newsletter. Ballots will be accepted at Mini'app'les meetings or by mail. All ballots must be received by April 28th. A two-thirds majority of those voting is necessary for ratification of the changes to bylaws.

GOTO 11

The AppleWorks Advisor

A Column For Users Of AppleWorks
by Dick Marchiafava

AW Data Bash Bug Takes Toll

The AppleWorks (version 2.0) bug, which takes perfectly good data base files and bashes them into useless files on data disks, continues to strike users. As people gain skill and understanding of AppleWorks, they are likely to be building larger data files. As files get larger in size, the data bash bug begins to stir. See the February 1989 AppleWorks Advisor column, "AW File Saving Method" for details on how foil this bug.

First Bashed File Recovered

I have never been successful in repairing or recovering files lost to the data bash bug. Other persons skilled in programming techniques may be able to do this, but using data recovery utilities, I had not done so until early in February.

For the first time, I was able to load a data bashed file to AppleWorks. I used Bag of Tricks 2 to copy the damaged disk and ran the FIXCAT utility. The resulting "repaired" file would not load to AppleWorks (they never have). As a last possibility, I tried to load the file to the AW word processor by directing it to load the file as if it was an ASCII text file. This time it worked!

With the damaged file on the desktop, I proceeded to go about cleaning it up to make a new ASCII text file from which a new data base file could be made. To do this, each category of each record must be placed on separate lines with a carriage return at the end.

I have done several data conversions to AppleWorks from various data base programs via ASCII text files. If you have ever seen a text file loaded into the word processor which originated with a data base program, you may have some idea of what I was confronted with.

If you are curious about what this file looked like, try loading a good data base file to the word processor by telling AW it is a text file. The information on screen is all run together with many # # # signs mixed in and other odd combinations of characters which seemingly do not make sense.

The # characters (pound sign) are used to separate the data categories in the file. Used this way, such a character is called a delimiter. Other files from ASCII text sources, from BBS files or others, may use carriage returns as delimiters, or commas, pound signs or whatever.

With a macro program, I created a temporary macro to separate the categories and remove the pound signs. This should have left the file with each record on a separate line. However, I found stray characters which had to be removed and categories which were inexplicably appended to others and had to be separated.

The damaged file was originally 110K in size on disk. When I had it loaded to the word processor and examined it, I estimated it would take 2 to 4 hours to get the file into a condition where it could be turned over to the user for proof reading and final adjustments. The reality was more like 12 hours.

I had never tried to reorganize a damaged AW data base file before. Now, having been thorough it, making mistakes and learning from them, developing macros, techniques and just logging some time doing it, I could cut that time by half, or more. Gaining an understanding of how the # sign delimiters are used permits developing macros to speed the job, while preserving the data integrity. Restoring a damaged data base file is a big job, but one that is probably worth doing in comparison with recreating the file from hard copy.

Data Bash Bug Gets WP File

All discussions of the AW 2.0 data bash bug only mention it striking data base files. However, last month I discovered an incident in which a user lost a large word processor file under the same circumstances which damage data base files.

I recommend that users NEVER allow AppleWorks to delete a file on disk, while saving, when it asks permission to do so. Delete the file yourself using the Other Activities options or save to a disk with more available space.

AppleWorks version 2.1 is supposed to be free from the data bash bug. I suggest users get this version and use it, if possible.

Checkmate Drags Feet, Owners Urged To Write

It has been several months since the release of AppleWorks version 2.1 by Claris. I have been waiting patiently for Checkmate to release an update of MultiRam AppleWorks Memory Expand Utility so I can use this new version of AppleWorks with the Checkmate MultiRam RGB memory board which I have.

After many phone discussions about the lack of response from Checkmate, I have been told that their programming resources are tied up on a different project. There seems to be no inclination to get the needed AW 2.1 memory expand utility disk produced.

My patience is at an end. If they need more programmers, they should hire them. I urge all owners of Checkmate memory products to write Checkmate and express your thoughts about the need for a new utility disk. Send your letters to:

CHECKMATE TECHNOLOGY
MR. DON ASCOLI PRESIDENT
509 SOUTH ROCKFORD DRIVE
TEMPE, AZ 85281-3021

Maybe a large amount of mail will get the message across. Possibly we could take a page from farm history and flood Checkmate with the empty boxes which their memory boards came in!

Recent Beagle TimeOut Updates

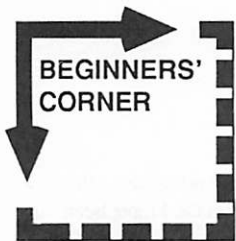
In late January, Beagle Bros released a batch of updated files for various products. If you are having a problem with any of the products for which updates are available, the updates will probably solve the problem.

The new updates are for MacroTools I, MacroTools II, SpreadTools, FileMaster, UltraMacros, DeskTools II and SuperFonts. The SuperFonts update is just one font file. The Chicago.12 Font has an improved X or x that looks like an "X" now.

"TO.QUICKSPELL.A is the modified version of QuickSpell that you read about in inCider Magazine in January. This version will be displayed as QuickSpell in the TimeOut Window, so you must copy it to a different subdirectory on your TimeOut Working Disk, if you wish to use it. This version is perfect for young students starting to use AppleWorks, while still learning to spell. It will find misspelled words, but the student must look up the words in his or her dictionary and replace them."

In SpreadTools, I found the utility intended to change areas of spreadsheets from formulas to values did not work under all circumstances. Before I could report this, the update arrived to fix the problem.

GOTO 11



by Tom Alexander

Utilities

Finding a good definition for "utilities" is somewhat difficult. When used in the context of computers, "utilities" generally mean programs or routines that enhance an already existing program or ones that make the operator's job easier. It is probably easiest for me to categorize "utilities" by addressing specific programs. This discussion will not include all utility programs or all types of utility routines. There are hundreds out there for all kinds of jobs.

COPY II PLUS is a utility program by Central Point Software which has scored in the top five for months. Copy II+ is a series of DISK UTILITY programs on one disk that can make life a lot easier for many of us. With it you can make a copy of a disk. Sure, but it goes far beyond that. You can format a ProDOS or DOS 3.3 disk. You can transfer DOS 3.3 files to a FORMATTED ProDOS disk. The same file is now a ProDOS file. This might not sound like a big deal but have you ever tried doing it with the FILER on the ProDOS Users Disk? You can also make archival copies of COPY PROTECTED software using the BIT COPY program on the disk. You can UNdelete files you have inadvertently deleted. Copy II+ has much more to offer and many people have found it a good program to have.

There are utility programs for writing programs. For the ProDOS Applesoft BASIC programmer there are two that come to mind: GPLE and PROGRAM WRITER which are published by Beagle Bros. GPLE stand for Global Program Line Editor. Program Writer is a full screen editor. With a Line Editor you can work with one line of the program at a time. The full screen editor lets you work with all lines shown on the screen. I use the latter so I'll use it as an example.

The EDITOR program allows the programmer to type in his BASIC program and make corrections while writing. The

program can automatically number the lines to the increment you specify. In addition to the editor you can RENUMBER your program. This program doesn't really shine until you've tried the editing commands using the Escape and Arrow keys sequence.


A time saving task called HOLD and MERGE will allow you to merge two BASIC programs into one. Neither of the two above mentioned utilities have this function. Another utility program called APA will accomplish this. APA can be found on the disk called PRODOS BASIC. This disk is included with the book, BASIC Programming With ProDOS from Addison-Wesley.

Beagle Bros has been a leader for years in producing utility programs for the Apple II. Their new series, TIMEOUT, is the latest example of programs that will enhance Appleworks programs. For example, SUPERFONTS, is a utility program that will add special FONTS (type styles) to the word

you want a HARD COPY (printed page) of something you have on the screen, use Beagle Bros' Triple Dump. Included with the older programs is a Beagle Bros Peeks & Pokes Chart. This chart is an invaluable aid to the programmer. Don't overlook the Catalogs of software put out by the Bros. These can give you a lot of laughs. Note of interest: The new Beagle Bros catalog list all of the DOS 3.3 based software at about half its original price.

Some programs will have utilities as part of the main program(s). This column is written with the AppleWorks Word Processor. AppleWorks has a whole menu of utilities as an adjunct to the main programs. You can list all of the files on the current disk, format a ProDOS data disk, create a subdirectory, delete files and more. Appleworks lets you create an AWP (AppleWorks Word Processor) file from a text file and vice versa.

There are many utility programs in the listings of Public Domain Software.



Mini'app'les' eDOMs are a good source of some fine Public Domain Utilities. One really useful one is called Head Cleaner. This is not a shampoo. No, it's one that will assist you in cleaning the disk's Read/Write head.

Two utility items that haven't as yet hit the computer market but I use routinely when writing programs are task-specific hats. When I'm programming in BASIC I always wear my Roger Wagner Hat. It's best to have a mirror nearby so that every so often you can glance into it to make sure you look

like the Pied Piper of Programming, Roger Wagner himself. I wear a different hat when I'm programming in Assembly Language. For this job I wear a wizard's hat. You know, the tall, pointy one with the stars and moons on it. You can pick one up at a local magic shop. Because of the nature of Assembly I need help from unearthly sources.

Yours truly is shown in the above photograph demonstrating the proper method of employing a "Must-Have" utility for programming in BASIC and Assembly: That's me in my Roger Wagner Hat (BASIC). You should see me in my Wizard's Hat!

Yours truly is shown in the above photograph demonstrating the proper method of employing a "Must-Have" utility for programming in BASIC and Assembly: That's me in my Roger Wagner Hat (BASIC). You should see me in my Wizard's Hat!

Yours truly is shown in the above photograph demonstrating the proper method of employing a "Must-Have" utility for programming in BASIC and Assembly: That's me in my Roger Wagner Hat (BASIC). You should see me in my Wizard's Hat!




Software News -

March 1989

by Tom Gates

For those of you beginning to use the Apple IIGS and the new IIc plus but not wanting to give up DOS 3.3, here is a re-print of an article from 1986.



by Steve George

Here is a reasonably priced means to add DOS 3.3 capability to a 3.5" disk drive on your Apple. When the UniDisk 3.5's were first released, it was very frustrating to be 'forced' to use ProDOS if you wanted to use a 3.5" disk for storage. For some applications requiring 2 disk drives, this software makes excellent use of your single 3.5" drive. It formats disks so that you get the equivalent of 2 drives.

Several alternatives are available with prices sometimes pushing the \$40 mark. Gary Little created AmDOS, distributed as Personal Domain (ShareWare, FreeWare, HonorWare, etc). With Personal Domain disks, if you like the product and use it, you are encouraged (required!) to send the author an additional fee; \$15 in this case.

This was condensed from Gary's on-disk information file:

AmDOS 3.5 (Amateur Disk Operating System version 3.5) is an Apple II program for initializing 3.5-inch UniDisk disks in such a way that they will boot the DOS 3.3 operating system and work properly with it.

AmDOS logically divides a formatted 3.5-inch disk into two discrete 400K volumes; there are 50 tracks per volume and 32 sectors per track.

With AmDOS installed, INIT is disabled.

You can use a slightly-modified version of the FID utility program on the DOS 3.3 system master disk to transfer files to and from AmDOS-formatted 3.5-inch disks. The modified FID will still work properly with standard DOS 3.3 and 5.25-inch floppy disks.

One final note: please remember that AmDOS 3.5 is a user-supported program. If you use it, pay for it. If it turns out that it doesn't meet your needs, erase the disk. Thanks, Steve.

AmDOS 3.5

Copyright 1986 Gary B.

Little Requested fee: \$15 (US)



Thesaurus

(by Beagle Brothers)

a review by Lloyd Nelson



fter having spelled the title wrong and quickly checked it with Quickspell, I'll get on with the review.

This is another of the latest Beagle Bros series of TimeOut

Appleworks enhancements that are published by Beagle Brothers.

It "pops" up from the now familiar ⌘ Esc menu. Prior to calling it up you simply place the cursor over the word for which you want to find substitutions (just tried it on "substitutions" and found no substitute synonym!)

Thesaurus has over 40,000 synonyms and the library just about fills up a 5 1/4 floppy. The 3 1/2 inch disk has a few thousand more, per the manual.

The very first word I "fed" Thesaurus came up with a problem of handling irregular verbs. The program attempts to keep the tense of the verb, replacing prefixes and suffixes. For instance the word "retained"—if you select from the presented list of synonyms the word "keep", it becomes "keeped", which of course should be kept. A grammar checker, it isn't. The on-screen notes caution a user to check the spelling when it adds suffixes and prefixes.

BUT, if you have occasionally searched your mind for just the right word, come up dry, and don't want to dig up Roget's Thesaurus; this may be the enhancement (beautification? augmentation?) for you. Thesaurus will not recognize misspelled words, so it would be a good idea to check out the spelling of your target word with Quickspell, first, if you are not sure. If you want to explore further synonyms from the list presented, simply put the cursor on a word in the presented list and press ⌘ Return, and so on for several levels of search. A list of nouns and verbs is also presented.

Thesaurus may not be for everyone but it does make word inquisition (*searching*) much easier for those who are involved (*interested*) in employing (*using*) a Synonymicon (*Thesaurus*) of the conventional (*traditional*) breed (*kind*) and I feel it is merited (*is well worth*) the price. (*original words in italics*). However, as you see, the program could be over employed with questionable results!



ProTERM (ProDos)

Version 2.1

by Checkmate Technology

a review by Lloyd Nelson



thought it only fitting to write this review of ProTERM using the Editor inside of ProTERM. (wordprocessor is a better word for this full fledged editor).

Now I could follow the index of the Manual, which, upon later reading, is a fine source of finding out about all the bells and whistles—but you all know that in the real world, most of us just "boot" the disk and see how far we can get on our own before resorting to the manual. A review of the software according to the manual would sound like a manual. On to the fun!

I had heard a lot about ProTERM on the BBS's and it was highly recognized as being a real good modem program. So when Tom Gates asked me to review it and make a newsletter article, I said "yes", quickly. I currently have a workable program which was packed with my modem; but this ProTERM package makes it look very basic.

On "booting" the disk, one is presented with an opening graphic with a choice to run the set up or continue booting. At set up, there are numerous choices of internal cards (about 20) and external modems (about 22); complete with default set strings. Baud rates up to 9600 are supported. Also this is the place to do set up for your printer interface and type of printer. My Grappler+ and Epson LX-80 (FX series printer codes) are supported along with a whole host of others.

It, next, quite happily said hello to my Super Expander E (1 Meg memory card) and found that there was a lot of free space and allocated it all for itself giving as 690K of scrollbar buffer and 46K of copy buffer. This was the first time I had seen a scrollbar buffer or any buffer so large!

What is the first thing you do with a modem and new program? Well, you dial out to your favorite BBS. The menu that greets you right up front gives all the choices of your next action. D(ial) brings up another menu which allows one to quick dial on a one shot basis by typing in the telephone number and pressing return (preceded with a "p" if you have pulse dial). For those of us who have gotten tired of slips of paper to remember passwords and telephone numbers, there's a phone dialing "rolodex" which you can enter the telephone

GOTO 10

ProTERM, continued from 9

number, the settings for the location being dialed, and now hear this—macros will be automatically built for logons if you select the 'learn mode' when you make the first call. The macro builder and player work quite well; with only a few hiccups experienced so far. This may simply just require an extra pause since some of the BBS openings are quite rapid fire. If you note your password in the BBS name section, you can manually carry on if the macro fails.

The Scrollback!! Well, you can just about make your eyes buggy being at the screen all evening and the scrollback quietly captures everything like an endless loop. Less memory, less loopy! The scrollback buffer can be entered anytime, on-line or off-line and sections can be clipped to the copy buffer, disk file or printer; with just a few keystrokes. Scrollback has several AppleWorks wordprocessor like cursor movements such as ⌘-1 through 9 and ⌘-> (arrow key) to get around to see what you want to save.

The copy buffer is used by the editor for text memory, so this is the place to load files (text or Appleworks word processor files) from disk to edit, or clip from the scrollback. The copy buffer can be printed, appended, written to disk as a text file or as an AppleWorks file, autosaved to disk if there is a long text file to download, and can be viewed at any time. The copy buffer can be dumped as an ASCII line input to make a "post" (of a letter written off-line) the same as typing in the text.

Any menu command can be exercised, on-line or off-line; since ProTERM sends a break to the host to stop transfer. Therefore nothing is lost if you just have to format another data disk right on the spot. Full DOS commands are supported on another sub menu.

File transfer protocols, send and receive, are ASCII, CHristensen, Xmodem (Standard, DOS, ProDOS, CRC), Ymodem, Zmodem, Kermit and Transit.

An unattended mode of operation is another feature. I have not tried this out yet...but the manual says (Yes, I did get around to reading it) that a call can be received, with password screening (optional), and selected directories opened for remote operation including file viewing and transfer, which in fact gives the outside caller (perhaps yourself) quite full control of your computer and access to designated files.

Eleven different terminal emulations (other than none) are supported so you can access a mainframe with VT-52 or VT-100, get special ProTERM graphic effects from hosts that

support ProTERM graphics; the list goes on.

Parameters can be reset on-line; for example, you can switch from full duplex to half duplex or chat at any time, switch baud rate, and switch emulation.

Macros other than log-on macros can be written within the Macro Editor, or in the text editor; to speed up functions within ProTERM or when logged on an information service. This allows one to call GENie, perhaps; download new files in a certain library to disk with the proper protocol, exit quickly and sign off; all with a couple of key strokes and certainly the minimum amount of connect time. These macros can be executed at any time through the main menu. (Editor's note: ProTERM has three types of macros available. System Macros which are set up for each of numbers in your dialing list. Global Macros are always resident while you are running ProTERM. Macro Files are text files of macro commands that can be up to 32K in size and can perform complex tasks through the use of labels that can be referenced throughout the file.)

Print screen can be activated at any time, except in the editor. This is helpful if you want to read something but don't want to go through the work of making it permanent on disk.

I did have one minor problem! I do not know the answer, but when I was almost finished with writing this review, I wanted to check it on Quickspell—so I had the editor buffer save an Appleworks file. I had Appleworks enhanced with Checkmate memory recognition, TimeOut, and SuperPatch 3.0 when I started ProTERM from the program selector. I loaded this AW file and Appleworks bombed into the monitor. By elimination, it turns out that the file created by ProTERM was the culprit, not the enhanced image of Appleworks. I had previously created text files from AW files within ProTERM without problems, but not the reverse. I tried a second time with same text file, creating a new AW file—with the same results. A third time, with a different text file, yielded yet the same result. It appears, at least on the surface, that the AW file that ProTERM wrote was corrupt. Perhaps I used the wrong parameters to save—paragraph, suppress control codes — I finally created an AW file using Appleworks to give it the spelling check which was sorely needed.

In conclusion, I have found ProTERM very easy to learn, and operate, with proficiency. The opening logo states "Communications Software for the Novice to the Pro" and seems to me to be an accurate description of this terminal program. I would highly recommend this software for any Apple II computer.

Note: This program was provided by Checkmate Technology, Inc. with the understanding that after a newsletter review was done, the program could be used as a prize at a club meeting. We will be holding a member drawing for ProTERM at the April '89 Main Apple II meeting. So if you have been wanting a powerful, but easy to use, telecommunications program, come on out in April, put your name in the hat and good luck!



Current Apple System software available through Mini'app'les:

Software	Ver	Date	Format
II, II+, //c, //e			
DOS 3.3 Master	n/a	09/10/85	5.25"
ProDOS 8	1.7	06/13/88	5.25"
Apple IIGS			
GS/OS Syst. Disk	4.0	08/18/88	3.5"
GS/OS Syst. Tools	4.0	08/18/88	3.5"
Macintosh			
System Tools	6.0.3	12/9/88	3.5"
Print Tools	6.0.3	12/9/88	3.5"
Utilities 1	6.0.3	12/9/88	3.5"
Utilities 2	6.0.3	12/9/88	3.5"
HyperCard	1.2	04/25/88	3.5"
H. C. Update	1.2.2	05/25/88	3.5"
ImageWriter LQ Disk 1	2.0	7/18/88	
ImageWriter II/LQ AppleTalk	2.0	7/18/88	

Apple System Software disk prices are as follows:

3.5" Systems disks \$3.00 each.
5.25" Systems disks \$1.00 each.

Notes:

- The Macintosh System Tools and Utilities disks are available only as a set of 4 disks.
- ProDOS requires 64K of memory on the Apple II and II+
- GS/OS System Disk and System Tools are available only as a set of 2 disks.

Minutes

**Board Meeting, Jan. 12, 1988
at Hennepin County Library,
Brookdale Branch
by Ed Spittler**

Board Members in attendance: Dick Marchiafava, Ed Spittler, Tom Gates, Tom Ostertag, Ann Bell, J.E. Wheeler, John Hook, Anne Charity and Dan Buchler. Also present: Steve George, Tom Lufkin, Lee Reynolds, and Dick Peterson.

AGENDA ITEMS

**MINUTES OF THE PREVIOUS MEETING
(DECEMBER, 1988)**

Submitted by secretary and approved.

TREASURER'S REPORT submitted by J.E. Wheeler.

December 1 to 30 - 1988

INCOME

Membership dues	2123.00	
Savings Acct Interest	5.43	
e-DOM Sales	527.00	
Newsletter Advertising	299.00	
Miscellany	6.50	2960.93

EXPENSES

Office Supply	17.00	
Telephone	20.31	
Postage	42.00	
Printing, publications	833.29	
Bank service charge	16.38	
IRS penalty levy	8750.79	
Total		9679.77

MONTH LOSS 6718.84†

Save Acct Balance	1239.39
Check Acct Balance	2193.54

TREASURER'S report was approved.

MEMBERSHIP report submitted by Anne Charity with survey of ex-membership by Tom Lufkin. Approved.

OLD BUSINESS

IRS

Dick Marchiafava reported that we are still awaiting a response to our appeal of their ruling. It was noted that we have received a refund from them of \$102.46. That check will not be cashed pending their ruling.

† See update to Tax Situation in Jan. newsletter. Our appeal with IRS is still pending.

NEW BUSINESS

BY-LAW REVIEW COMMITTEE

Dick Marchiafava asked Dick Peterson to chair the By-Law Review Committee with Tom Ostertag and Tom Lufkin as members. All agreed. They will report next month on their progress.

NOMINATING COMMITTEE

Dick Marchiafava asked Ann Bell and Tom Gates to be on the Nominating committee. They agreed to do so. He plans to ask David Stovall as well. They will report next month on their progress.

Ann Bell commented on the requirement by the US Post Office to have a 10-point size for mailing labels on bulk mailing activities. It was agreed that Anne Charity would try another size.

Steve George noted the need for providing another board member with a copy of the membership database on a monthly basis. It was agreed that all board members be provided a list of new, renew and terminated members on a monthly basis.

Dan Buchler made a motion that he be allowed to move the bulk mailing permit to a place to be determined by him. This would be either Burnsville or Bloomington (Minneapolis). Approved.

Bill Langer agreed to schedule a general membership meeting for elections.

Anne Charity agreed to provide a membership database to the board.

A motion was made, seconded and carried to adjourn.

Respectfully submitted by Ed Spittler,
February 9, 1989.



- In the event of meeting cancellation, the officers will make every effort to contact the local members through the media or other means as appropriate.
- All Books and Records to be audited not less than once per year by a committee of members, not including officers, appointed by board.
- All applicable Federal and Minnesota laws and statutes apply and supersede where bylaws do not comply with said laws and statutes.



AWA, continued from 7

"TO.FRM2VAL was updated to version 1.1 to correct a problem rendering that program useless on spreadsheet cells that have had their value format changed using OA-L(ayout). The patch below will update TO.FRM2VAL to version 1.1."

If you wish to fix FRM2VAL by patching it, the patch is included here.

"Patch for Formula to Value converter: Boot a BACKUP of your SpreadTools disk (or get into BASIC and then set the prefix to your TimeOut applications disk that has the "Formula to Value" application)."

Type:

```
BLOAD TO.FRM2VAL, A$2000
POKE 8290, 11 : POKE 8372, 49
POKE 8731, 137: POKE 8732, 128
POKE 8733, 240
BSAVE TO.FRM2VAL, A$2000
```

"One final note: TO.QUICKSPELL.A may only be distributed to TimeOut users that already own QuickSpell. It is NOT to be considered, in any sense, a public domain program."

I will add that all TimeOut updates are for owners of TimeOut software and are not public domain or to be passed around.

New Beagle Update Policy

The following release is from Beagle Bros. "Beagle Bros has just instituted a standard updating policy! Your purchases of updated versions of our software (ie. from v1.6 to v1.7) are priced at \$10.00 each.

This policy is not to be confused with upgrading our software (ie. purchasing! UltraMacros after the initial SuperMacroworks or MacroWorks) which is currently \$23.50. Upgrades for other products may vary in price.

GOTO 12

Bylaws, concluded from 6

- Changes to these bylaws become effective the first day of month following publication of notice of ratification in the newsletter. Such notice shall appear not more than 60 days after the closing date for receiving ballots.

I. MISCELLANEOUS

- Mini'app'les will support the copyright laws.

IIGS Stuff: Finder and Desktop Hints

by Ted Meyer

Transcribed from Washington Apple PI by Tom Gates

The Finder is becoming more popular on the IIGS as time goes by. I find that I'm receiving more and more calls from people who are using (sometimes coerced into using) the Finder for program selection and disk management chores. Users are often needlessly frustrated by different aspects of the Finder's environment. Sometimes it seems slow, windows are in the way, or the mouse seems to be a handicap. Often times these frustrations can be ended by knowing some not-so-secret "secrets" and shortcuts for improving the Finder's functionality.

In defense of the Finder's seeming lack of documentation of some of these features, I should point out that they are discussed in the new system disk manuals. The Finder is fairly easy to use. So, after getting the "hang" of it, very few people actually finish reading the manual cover to cover.

The first hint is the use of "shift-clicking." You can chose multiple objects (disk, files, folders) by clicking on one, then, while holding the shift key down, clicking one at a time on other objects. Once you have chosen a group of items by any means, you can "unselect" individual items by shift-clicking on them.

Double-clicking is one of the first tricks most people pick up. Clicking twice quickly on an item is the same as clicking once and then choosing "open" from the File menu.

Often a dialog box will appear with the options "cancel" and "ok" appearing as buttons somewhere in the box. The "ok" button will have a double outline. In this case the return key will act the same as clicking on the "ok" button. Next time you're using the Finder, take a look at all of the keyboard equivalents on the menu bars. Sometimes it's much quicker to use the open-apple key than to move the mouse around.

Another early trick that users pick up is the "selecting box." By clicking on an area of the desktop or a window where there are no icons and pulling the mouse without releasing the button, you can create a box which can be used to select a group of objects. The "Select All" option is useful for grouping objects also. Suppose you want to delete all but two files from a disk. Open the disk's window, choose "Select All" from the Edit menu, and then shift-click the files that you don't want to

delete. You can then drag the rest of the files to the trash with no problem.

Here's a handy one that I recently learned. You can move a window without making it active by holding the open-apple key while clicking the window's title bar and dragging it. This really speeds up desktop activities when you have multiple windows on the desktop with some of the windows covering icons that you need to get to.

Another way to quickly clear up your desktop is the "Close All" option in the File menu. And the "Clean Up" option can be used to organize your disks. If you have a lot of files in a folder, the "By File Name" option in the View menu is a lot quicker then hunting down icons.

That is the end of Ted's article, but it had gotten me wondering about what all I had missed by not reading "the rest of the manual." So here are a couple more desktop hints.

Need some new folders to store files in? By repeatedly pressing open-apple N, new folders will appear for each key press. They will have default names of Untitled, Untitled.A, Untitled.B, etc.

Now do you need to rename these new folders or some other icon? Double click only on the name portion. This then highlights the name and allows you to type a new name for the icon.

Another thing I have done has been most helpful in making my way through disk with many, many files. What I have done is opened up the window to full screen size to get at most of the files easily. Then, move only the application Icon's (the diamond with a hand) to the top left of the window and moved everything else down and out of the way. I then color the applications to get them to stand out and re-size the window to show only those application Icon's. This way, the Finder will open a window with just the runnable application Icon's which eliminates a lot of searching on busy disks. In some cases where a lot of files are used by each of the applications, I move them to subdirectories then leave only the colored file folder in the window.

The one thing that I found most evident in putting this article together was that I will be better off throwing away my original DeskTop System User's Guide that came with my IIGS and version 1.1 of the old ProDOS16 system. With GS/OS, many of the key combinations have been reused and have very different applications. Example, open-apple N in ProDOS16 would display the icons of the active window alphabetically, where as in GS/OS, it produces new folders in the active window.

Bottom line is have fun using these hints and shortcuts, but as your system software (desktop) changes, take a little closer look at the information in your manual. These type of hints are waiting to be found and put to use. And as the system software for the IIGS matures, watch for subtle changes along the way.



AWA, concluded from 11

We are constantly improving our software to meet your needs. The best just keeps getting better!"

The huge number of requests for routine updates from Beagle Bros is the reason the new \$10 policy was implemented. This makes updates from a Beagle Buddy look even more attractive! However, it is suggested by Beagle Bros that users get updates to products when there is a problem or for other valid reasons. Please do not tie up the Beagle Buddys with routine update requests.

KFS/TAX Spreadsheets

A Mini'app'les member, David Kronk, has sent me a set of AppleWorks Tax Templates for evaluation. This is the second year that Kronk Financial Services has market these templates.

Arriving as they have, in early February, with the March newsletter deadline looming near, the soonest that any review of these templates could be published is the April newsletter. A little late for many people.

I will try to get KFS/TAX reviewed and written up. For anyone interested, David can be reached at Kronk Financial Services, 7172 Muirfield Lane, Eden Prairie, MN 55346.

AppleWorks questions and tips are welcome. Send to: 7099 Hickory Drive N.E., Fridley, MN 55432. Include your address and phone number. Or call 612-572-9305, no collect calls. Dick



This Space For Rent

(Post No Bills)

Apple II User's Group Meeting

Wed. Feb 1, 1989

by Lloyd Nelson

Lee Reynolds opened the meeting with introductions and the regular Question and Answer session.

The Cold Weather and The Flu Bug decimated attendance by regular attenders. The person who was to bring the demonstrator computer succumbed to the Bug, so we were without a machine to show off database type programs which were brought.

A, more or less, general discussion of databases of all kinds progressed among those gathered. Tom Gates, our Software Director, gave us a run down on flat-file vs. hierarchical vs. relational bases and how they basically work and their uses.

Specialty bases, including recipe databases such as Micro Cookbook by Pinpoint and financial databases such as Dollars and Sense, as well as the many varied uses for the traditional database types, such as Appleworks and PFS File, were discussed. By virtue of their structure, databases can be extremely useful for data storing, particularly those data for which you desire to retrieve a specific type of report, quickly, without scanning unnecessary material. Data can be organized within these files in many useful ways—alphabetically, numerically, ascending or descending, grouped by any category or description. The uses only stop with the end of your imagination!



Clarification/Correction to "Evolution of the Apple II Part 2 (Maple Orchard Vol.8, No.4, Page 7, Col.3)

Apple has never introduced a card for the IIe's Auxiliary Slot with more memory than the 64K "Extended-80 Column Text Card". Apple did introduce the "Apple IIe Memory Expansion Card", to work in IIe-s, however this card did NOT work in the Auxiliary Slot. This card worked as a self-formatting ProDOS RAMdisk in slots 1 through 7 in a IIe, II or II-Plus. The "Apple IIe Memory Expansion Card" is similar in function to Applied Engineering's RamFactor, except RamFactor can be expanded beyond 1 megabyte. Applied Engineering did support the Auxiliary Slot for memory expansion beyond 64K, with their RamWorks series cards.

Stephen Brown

Evolution of the Apple II

(Part 3, the third generation: The IIGS and ProDOS/16 ver.1)

by Stephen Brown

Editor's Note: The first two parts of this article appeared in the September and October, 1988, editions of the Mini'app'les newsletter. Stephen Brown published this article originally in the Maple Orchard, the journal of the Toronto, Canada, Apple User group. The article was transcribed by our own Steve George.

In the first and second parts of this article, I detailed some of the stages of development and maturation of Apple II computers from their birth. My focus has been two-fold: on one hand, I have traced changes in the software and hardware itself, which makes up, or works with, the Apple II system. On the other, I have looked at some of the other factors which have influenced the design of the Apple II. Initially, I described the original Apple II, the II Plus and DOS 3.3, whose straightforward design and open architecture gave users a moderate amount of computing power and tremendous potential for expansion for what was (in their time) a very reasonable cost. I followed this with an explanation of the pressures and realities that led Apple to radically modify the design of Apple II hardware and software, as exemplified in the IIc, IIe and ProDOS. The IIe and IIc have marked the end (so far at least) of Apple II-s based on a 8-bit microprocessor. This article will be concerned with Apple's newest II-series offerings, the Apple IIGS and ProDOS/16 version 1, and how they are the next logical steps in the evolution of the Apple II family line.



Apple II-s, before the Macintosh, were aimed at home, business, and education markets. Since Steve Jobs made his influence felt at Apple, Apple has lost confidence in the II-line as a business machine. This has become a self-fulfilling prophecy due to Apple's pitiful marketing strategy, targeting the IIGS exclusively for the Education market and the Macintosh exclusively for the Business market. While many Apple II-s are still used, or are in the process of being put into service to run businesses, for some reason, Apple discourages putting the II-line into offices.

Further, the design of the IIGS shows it was clearly not designed to compete in a business environment. Rather than putting processing speed (or other attributes necessary for a business machine to be successful) into the IIGS, Apple put all the emphasis on graphics and sound (the "G" and "S" of Apple IIGS) in the forefront of the design team's mandate. This makes the machine visually and audibly impressive, but less powerful than it could have been. I don't believe that the fault lies with the IIGS' design team.

The design team of the IIGS left no stone unturned to ensure that the newest Apple II was different both inside and out. For example, the swing in computer ergonomics and styling in the mid-late 80's has been towards computers as a box with the display (monitor) on top, and with a detached keyboard. Other computers, such as the Apple Macintosh and IBM PC/XT have explored this design in different ways. The II-Plus, IIe, and IIc were what I would call the "console" design. They came with the keyboard integral to the rest of the computer, and the monitor optionally on top the computer. The IIGS' construction is a major departure from the traditional Apple II console design. The Apple IIGS is a box with a relatively small "footprint", and with a detached keyboard. The keyboard is scanned on a proprietary 3-conductor bus ("Apple Desktop Bus") which is hardware incompatible with all earlier Apple II keyboards, but is highly expandable. Both the IIGS monochrome and RGB monitors, though not fitted to the top of the computer, were obviously intended to rest on top of the computer cabinet.

The IIGS' cabinet is much smaller than previous Apple II's and houses a tremendously more complex printed circuit board. To achieve this degree of miniaturization, the IIGS is almost solely built with custom IC-s on a 4-layer printed circuit board (PCB). The original Apples, the II and II Plus were implemented using off-the-shelf and readily available integrated-circuits (IC-s) on a large double-sided single-layer PCB. Apple experimented with large scale integration with the IIe and IIc by using both standard parts and proprietary (custom) IC-s and found that by integrating a large number of discrete IC-s into a few proprietary IC-s increased the product's reliability and allowed the PCB to be made smaller. Apple took this one step further in the IIGS, integrating almost the whole computer down to 9 proprietary chips, including the Mega II chip, which is almost a whole Apple IIe on a single chip.

GOTO 14

Evolution, continued from 13

The amount of RAM (memory) in a computer limits the amount of program or data that can be dealt with at once. Years ago, when memory chips were comparatively expensive, computers were not equipped with much RAM; the original Apple II had a maximum 48K of RAM, and any more memory above this was accessed in multiple banks of 12K and 4K in the ROM's addressing space. Programs larger than the available memory had to be loaded in, in the form of modules or overlays. By 1983 the price of 64K chips had dropped sufficiently, and the IIe was equipped with 64K on the motherboard. However, the IIe in its normal configuration (with an Extended-80 Column Card installed) had 128K in the form of a "main" 64K bank, and another 64K "auxiliary" bank. When switched in, the auxiliary memory occupied the entire addressing space of the microprocessor. With 256K, the IIGS has more onboard memory than its predecessors, and is able to support the older types of bank switching. The IIGS's memory is a logical extension of the IIe's, having 256K (in 4 64K banks): a main bank, an auxiliary bank, and two others. Memory on a IIGS can be expanded (in theory, and money permitting) up to 8 megabytes in additional 64K banks, but the machine is now sold standard with 512K (256K on the motherboard plus 256K on an expansion card).

The other memory that a computer has is its ROM. In the not-so-distant past, the computer ROM stored only the "bootstrap program" or BIOS (Basic Input Output System), ie. the program needed for the computer to "pull itself up by its bootstraps" (to startup). Even in the oldest Apple II-s, ROM has always stored significantly more than just a bootstrap program, and the IIGS leads the way with more ROM than any other Apple II.

The II, and II-Plus had 12K ROM, which stored low level routines, the Machine Language Monitor, and one of two dialects of BASIC (Integer BASIC or AppleSoft BASIC). The IIe's 16K ROM contained this, plus ROM for self-diagnostics and for the 80 column display functions ("80 column firmware"). The IIc's 32K ROM was more advanced still, with ROM for each of the 5 I/O devices. The IIGS has 8 times the amount of ROM that the IIc has for a total of 128K. The ROM in the IIGS is similar in concept to the IIc's, but it is taken one important step further: it includes something borrowed from the Macintosh, the Toolbox.

The Toolbox takes up much of the available space in ROM, and contains Tool Sets, that is

groups of subroutines (Tools) that are intended to simplify the writing of applications (programs), and give all applications for the IIGS a consistent and Macintosh-like (Xerox's "User Interface") "feel" and appearance. The Tools were written much in the same philosophy as ProDOS: the internals and memory locations of each Tool is not important, rather what is important is what the tool does. Tools, like ProDOS Machine Language Interface "calls", are called in a "standard" way, which does not require the programmer to know anything about the location or innards of the Tool. So far, 28 Tool Sets have been defined, and they range widely in their functions. There are Tools to dynamically allocate, de-allocate and re-size memory chunks for several applications (the Memory Manager), to draw shapes, lines, and patterns on the screen (QuickDraw II), to enable

applications to use Desk Accessories (the Desk Manager), to provide the machine with advanced mathematical functions (the Standard Apple Numerics Environment and Integer Math Tools), to control the sound generator section (Sound Manager), and more. With a "Macro Assembler" program, it is easier than ever to write advanced applications for the Apple II. And since the Tools in the IIGS are largely analogous to the Tools in the Macintosh, it is now possible to "port" programs back and forth between the two computer lines.

Editor's note: Sorry about the abrupt end to Mr. Brown's interesting article, but due to space limitations, Part 4 will be published at a later date.

New Members Dec '88/Jan '89

Name	Phone	Name	Phone
Pete Adam	612-481-9382	Dave Londeen	612-881-0597
Lee/Jane Anderson	612-379-1435	Robert D. Lunt	612-944-1430
Scott M Anderson	612-377-6262	James Meehan	612-778-0594
Barney Barker	612-784-2081	Jim Moffitt	612-861-3439
Richard Barsamian	612-929-9633	Ronald Nelson	217-25-12-15
Ed Belongia	612-929-1981	David Olson	612-722-7363
Don Bihrl	612-544-5580	Merle Olson	612-777-5822
Ruck Brestrup	612-721-7336	Gordon Perry, Jr	612-944-5343
Colleen Browne	612-474-0063	Dick Peters	612-727-3209
Clarence G. Carlson	612-777-2668	Luke Priendshuh	612-781-2315
Mike Cavanaugh	612-870-0181	Mike Pyzdrowski	612-935-5454
Tim Cimbura	612-571-8650	Regene Radinecki	612-824-2959
Dennis Cornhill	612-292-9085	Gerry Rasmussen	612-426-2371
Jay Couture	612-779-8603	Tom Renner	612-937-2391
Don Crawford	612-831-4995	Tim Rewmouw	612-729-4604
Ross De Meyere	612-571-3029	Gregg Savitt	612-546-6129
Guy Detlefsen	612-475-1525	Timothy Shea	612-731-9523
Douglas Dewey	612-933-5768	Harold Shuckhart	612-422-1645
Les Dikis	612-447-2870	Sarah Silberberg	612-825-8126
Lois Edwards	612-942-7232	John T. Smith	612-936-7855
Simon Fehn	612-560-3971	James O. Stanislaw	612-646-2954
Larry Gottschalk	612-861-4087	David Stevens	612-934-4304
John A Greger, Jr	612-771-3344	Edward N. Taylor	
Marlow Hamerston	612-484-4615	Terry Telke	612-454-0501
Gary Hanson	612-925-4864	Ruth Temple	612-874-7267
Douglas M. Heinen	612-442-2743	Will Thorp	612-639-0468
Jeff Heurung	612-490-1296	Dennis W Tuft	612-432-6020
Diane S Hinderle	612-929-6156	Peter Verstegen	612-430-3585
Joel Ingulrud	612-641-0991	Bill Warner	612-484-8275
Ralph Jenson		Jim Williams	612-929-4617
Robert Johnson	612-776-8284	Marian Wolters	612-488-6416
Ellen Kaiser	612-927-4320	Randy Wood	612-423-3752
Gervaise Kimm	612-379-1836		
Bill Korpela	612-682-3759		
Bob Krasky	612-593-1783		
Davin K Kuhl	612-724-4399		
Mary C Kurtz	612-944-2682		
Duane O. Laabs	612-646-8978		
Lawrence Lalne	612-647-0445		
Camille Lenling	612-447-8213		
Jody R. Lieske	507-345-4784		
Roger B Lindo			
Doug Loberg	612-434-3161		

Sponsoring Members

Dexter Andrews
 Tom Gates
 Ham Fest
 Tom Mehle
 St. Paul Schools
 Ed Spittler
 Beno Sydow

Apple Announces New Services

Two new service programs, Apple Partners and Apple Associates, designed to provide greater convenience and improved services for Apple's growing and increasingly diverse development community were recently announced by Apple Computer.

The Apple Partners program replaces and includes significant enhancements to Apple's Certified Developer program for commercial developers. With the introduction of the Apple Associates program, Apple will expand its services to benefit a new category of developers interested in writing non-commercial, customized in-house solutions for the Macintosh® and Apple® II computer families.

"The profile of the Apple development community is changing," said Randall S. Battat, vice president of Product Marketing. "We are now seeing interesting Apple development from commercial developers whose products run on other platforms. We're also seeing a rapidly growing number of programmers and organizations interested in doing in-house development on Macintosh computers. We expect this trend to continue, and Apple is expanding its service organization and support services to meet these changing needs."

The Apple Partners program will be available to commercial developers, such as independent third-party developers, VARs, software publishers, system integrators and OEMs, who intend to market and resell their products. The new Apple Associates program will be available to those developing non-commercial customized solutions such as corporate in-house developers, MIS professionals, consultants, scientists, researchers, educators, industry analysts and distributors in the business, education, and government areas.

Developers have always played a crucial role in Apple's success by creating leading-edge software and hardware products that build on Apple's innovative Macintosh and Apple II hardware platforms. Apple surveyed its developers and identified several needs which have been incorporated into the new programs: faster, easier access to documentation, developer tools and information, easier communication with Apple, and better publications and training.

Apple Partners and Associates Program Details

Apple will now provide each new developer

GOTO 18

Apple Announces High Performance Macintosh SE/30

On January 19, 1989, Apple Computer, Inc. introduced the Macintosh® SE/30 computer, a major extension of its compact Macintosh personal computer product line.

The Macintosh SE/30 operates at up to four times the speed of the Macintosh SE and provides users with convenient MS-DOS and OS/2 disk compatibility. It is the company's first transportable system to use the Motorola 68030 microprocessor and 68882 math coprocessor and to provide RAM expansion capability up to 8MB.

Apple also announced that it will make an upgrade kit available to current Macintosh SE users who want Macintosh SE/30 functionality. "With the introduction of the Macintosh SE/30, Apple is demonstrating its commitment to technological advancement in the Macintosh product family," stated Randall S. Battat, vice president, Product Marketing. "The Macintosh SE/30 delivers the most significant performance increase yet in a compact Macintosh."

The Macintosh SE has become the most popular model in the Macintosh computer family since its introduction in 1987. The new Macintosh SE/30 continues to build on this heritage and provides users with the familiar compact, easy to set up design and integral high-resolution monochrome video screen. The Macintosh SE/30 also works with most of the existing base of Macintosh software applications.

Macintosh SE/30 Features

The increased performance of the Macintosh SE/30 derives from its combined use of the Motorola 68030 and the Motorola 68882 floating point coprocessor chips. The 16MHz Motorola 68030 is a full 32-bit microprocessor with separate 256-byte data and instruction caches. These features make the Macintosh SE/30 operate up to four times the speed of the Macintosh SE.

In addition, the companion Motorola 68882 floating point coprocessor performs certain complex mathematical calculations more than 100 times faster than the Macintosh SE. This dramatically improves the performance of some spreadsheets, statistical and numeric-based graphics programs.

A second key feature of the Macintosh SE/30 is the Apple® FDHD™ (Floppy Drive High Density), an internal 1.4MB floppy disk drive that increases flexibility in integrating

the Macintosh SE/30 operation into a multivendor environment. Nicknamed "SuperDrive," the FDHD can read, write and format MS-DOS, OS/2, Macintosh and Apple II ProDOS® diskettes. It works with 720K or 1.4MB MS-DOS or OS/2 diskettes; 400K, 800K and 1.4MB Macintosh diskettes; and ProDOS diskettes.

Apple File Exchange, a utility available with Macintosh System Software, is used along with the FDHD drive to access and transfer files conveniently between MS-DOS, OS/2 and ProDOS diskettes. The Macintosh SE/30 user in a multivendor office can then share documents, spreadsheets and other data files simply by transferring a diskette from one system to another.

The Macintosh SE/30 expansion slot architecture supports new types of advanced expansion options not previously available on a compact Macintosh, such as video, memory parity, high-speed communications and sound.

Several well-known hardware developers have already endorsed the 030 Direct Slot and are introducing products at Macworld. These cards expand Macintosh SE/30 customers' options in networking and communications, allow the addition of external color and gray-scale monitors, and let users work with digital signal processing (DSP) based sound. These companies include: Avatar Corporation, Creative Solutions, Digital Communications Associates, DigiDesign Inc., Dove Computer Corporation, Epic Technology, Kinetics, MacPEAK Systems, Micron Technology, and SuperMac Technology.

In addition to other advances, the Macintosh SE/30 includes an Apple custom sound chip on the motherboard that provides four-voice stereo sound capability and compatibility with sound applications.

"The Macintosh SE/30 is the choice for users who want a general purpose computing system that is easily transportable, expandable and provides maximum performance," stated Todd Logan, Macintosh SE/30 product manager. "By incorporating the 68030 in a compact Macintosh we are making the latest in technology as affordable as possible."



MacUsers March 2
Come and see the Mac SE/30,
Tektronix Color Printer and
ComputerCare Memory Expansion

Apple Reduces Prices on Some Products

On January 19, 1989, Apple Computer, Inc. announced that, effective immediately, it has decreased prices in the Apple USA division on some of its Macintosh® personal computers, memory expansion kits and hard disk drives.

"Worldwide Macintosh unit sales were strong during our first fiscal quarter, ending December 30, 1988," said Allan Z. Loren, president, Apple USA. "Unit sales increased over 30 percent in the United States and at an even greater rate internationally. But we also experienced a shift in unit mix toward less-costly, less-configured Macintosh systems. Consequently, we have decided to selectively drop prices in the U.S. to more fully expand momentum for the full range of our Macintosh product line."

In September, Apple raised prices on some products in part because of significant increases in component costs. However, according to Loren, the company is now experiencing modest reductions in key component costs and believes that this downward trend will continue.

"With this anticipated downward trend in component prices, we are able to pass these expected savings on to our customers now so that they can take advantage of our most powerfully configured systems where the full capabilities of Macintosh technology are best realized," said Loren.



Brevity is Bliss

January DTP Meeting (as pilfered from the DTP Exch BBS)
by Charles Bjorgen

Although Michele Palmer was unable to be at (January's) DTP meeting, her substitute, Nathan Everett, did a great job of showing some advanced tricks for PageMaker 3.0. I had never really used style sheets much, but promptly went home and started entering style sheet info in some of my customer templates. Also learned some new features for handling graphics, especially some graphic treatment of photography. Of course, all this stuff is in the P.M. manual, but that was the point of our gathering. We'll get Michele back for a future session.



New Apple Pricing Schedule as of February 01, 1989:

Product	Aug 88	Dec 88	Jan 89

Mac SE 2MB/40MB		5,069	4,369
Mac II 4MB/40MB	7,269	8,069	7,369
Mac IIx 4MB/FDHD		7,769	6,969
Mac IIx 4MB/80MB		9,369	7,869

Mac 2MB Memory Expansion Kit		1,199	999
Mac 4MB Memory Expansion Kit		2,399	1,999
LaserWriter IINTX 4MB Memory	1,799	2,399	1,999

Mac Internal 20SC Hard Disk		999	799
Mac Internal 40SC Hard Disk		1,599	1,199
Mac Internal 80SC Hard Disk		2,099	1,699
Mac External 20SC Hard Disk		1,099	899
Mac External 40SC Hard Disk		1,699	1,299
Mac External 80SC Hard Disk		2,199	1,799



MacChuck™

Puts Your PC in a Macintosh Window!

If you work with both a Macintosh® and an IBM® compatible PC (or laptop), the MacChuck PC Remote Control Program may solve all your DOS co-processing and file transfer problems. With MacChuck version 1.5 you can:

■ **Operate DOS programs** on your PC through a window on your Macintosh using AppleTalk® communications or a direct connect cable. MacChuck with AppleTalk support lets any Macintosh in the network operate a PC equipped with an Apple or compatible LocalTalk™ card. Direct cable communications is as easy as connecting the MacChuck cable between your Macintosh printer or modem port and a PC serial port.

■ **Use the Macintosh clipboard with PC programs.** Select a character, word, paragraph, or the entire MacChuck window and copy the text into the Macintosh clipboard. Paste the text into another Macintosh window or back to the PC.

■ **Transfer one file or many.** Easily copy text, non-text, and "MacBinary" files to and from the Macintosh at 57,600 baud. Fast, reliable transfers of files are done with simple PC programs that come with MacChuck.

Get connected for only \$99.95! MacChuck comes with the necessary Macintosh and PC software plus a direct connect cable to connect a Macintosh Plus, SE, or II to a 9-pin or 25-pin PC serial connector. If you have "classic" Macintosh, a mini-8 to 9-pin Macintosh adapter is available for \$14.95.

For more information, please contact us at:



Vano Associates, Inc.

• P.O. Box 12730 • New Brighton, MN 55112 • (612) 788-9547 •

American Express, VISA or MasterCard accepted. MN, add 6%. MacChuck does not display APA graphics and requires DOS 3.0 or later and Apple System 3.2 or later. Macintosh, AppleTalk, and LocalTalk are trademarks of Apple Computer, Inc. IBM is a registered trademark of International Business Machines. MacChuck is a trademark of Vano Associates, Inc.

Get Your Scan Together

February 1989 Mac Users Meeting

by Tom Edwards

Mirror Technologies is an old time player in the Macintosh game. They were one of the first to come out with a peripheral for the Mac, an external 400K floppy disk drive, back when Apple had about the only game in town. Mirror went on to develop more hardware items with early entries in the hard disk drive category. It was one of those love-hate thingies... you loved the device for all of the storage that it offered, but hated the thing for some of the lost files and crashed systems that seemed to accompany each little tan box.

Things do improve.

And the disk goes 'round and 'round...

Steve Pier returned to the Mac User meeting for February to tell us about Mirror's new product lines... a scanner and a removable, high capacity, floppy (flexxy) disk drive. Steve also returned to Mirror within recent months, enticed by the reorganization of a company that he felt had the ability to be great and now the charge to give it a try. Mirror has redesigned a lot of the older products to bring them up to snuff with the look of the new computers, and added depth to the line as well as new offerings.

He led off with a look at the 20 meg "flexxy" disk drive. With a pop of a button, you can zip this protected floppy disk out of the drive and zip in another one. This enables you to always have enough disk space available ('course one of these Verbatim disks costs about \$40 more than your average floppy) or to dedicate a disk for a certain archival use, like fonts, DA's or your favorite accounting program. It seemed to be moderately fast... somewhere betwixt a standard floppy and a hard disk... and easy to work with. At \$897, and an open ended storage capacity, your cost-per-megabyte of storage could work out to be ridiculously cheap!

Through the Looking Glass...

The second toy that Steve demoed was VisionScan, a scanner with a difference. Most scanners use a movable light/scan head (even the venerable ThunderScan) or move the document past the scan head. VisionScan is reminiscent of a copy stand for a camera. In fact, the guts of this thing is a Chinnon camera lens system, mounted in an overhead arm. Your document, illuminated by room light, lies on a bed under the head and a mirror (get

it?) mechanism in the head sweeps back and forth for the scan. The scan of a standard-page document takes about 2 minutes, requiring access to your serial port (future models may be SCSI for faster action). Within limits, your target could be something flat, but as thick as a several-hundred page book.

This do-dad comes in two flavors... 200 DPI and 300 DPI, \$597 or \$797... depending on your application needs. The "low res" model manages the less detailed requirements, or where a mechanical stand-in is needed for cropping or position information. The 300 DPI matches the LaserWriter pattern and offers other DPI's down to 75. Surprisingly, the drop-out color is red, instead of the usual non-repro blue.

The next thing that you have to do, once you have the scanned image on tap, is touch it up and manipulate it. Mirror bundles DeskPaint for this, along with the scanner software to adjust the contrast, select scan area and save in the file format of your choice. (Some folks suggested that Retouch, a shareware program at \$20, is also a handy program for manipulating scans.)

For those wishing to go yet another step, Mirror offers another add-on software package of Read-It!, at \$199 for optical character recognition. (This is the height of laziness. What a way to avoid the keyboard. Now if I could just find some software to read my notes and fill in the blanks to write this stuff!)

Many thanks to Steve and Mirror for the look at new and innovative products available for the Mac. Now all I have to do is finish my correspondence course in Bank Robbery to be able to afford all of this stuff.

Ballots or Bytes...

Dave Stovall reminded us that Club elections are soon to be center stage. With gentle twists of the mouse cord, the group pro-offered the following slate to begin the nomination process:

- Tom Lufkin as Mac SIG Director. (Dave says that he has to spend a little time on paid-for projects in order to feed his Mac habit.)
- Frank Van Alstine for Software Director (if Tom Gates finds he must pry himself away from the disks to do some work around the house.)

Answering your Questions...

For every user, there is a question. Sometimes we feel that we have more than our share, as systems crash and files fly off to Byte Heaven. On the chance that you can help provide and answer for a question, or maybe can think of the question for answer, here's a few from the February meeting:

- Still fuming over the noise of your fan in that old MacII? If you are a brave adventurer, check Radio Shack for a \$15 unit that swaps in nicely. Much quieter.
- Anyone using a film recorder with their Mac? One user's experience with the Mirus(?) has been less than happy. Though supposedly capable of 4000 line per inch resolution, it only delivers 1000 with current software.
- HyperCard 1.2.2, a recent release, seems more a step back than forward. Some users have experienced unacceptably slow sorts and compact operations, so much so, that they have gone back to 1.2.1.
- Sounds like hardware/software technology will soon be to the point where you can read MS-DOS 3.5" disks. For some, that may be nirvana. I keep wondering when MS-DOS will get something as off-the-wall as the Talking Moose, or the ever-essential shut down sound "...don't worry... be happy!"
- RAM! Prices are tempering a mite. You can often see a 1MB SIMM advertised for under \$300, some well under. This is getting close to the buy-point for me... the one that I was almost ready to pop for way back last year. There is also a local supplier of "piggy back" units that patch two lower-capacity SIMMs into one slot. We'll try to have that demoed at a future meeting.

Speaking of future meetings...

That's all I can write for this month's episode. Some of the groups that took a sabbatical over the holidays are getting back into the groove. We'll see if my pen runs out of ink in the next couple of weeks. If not, I'll pull your leg, rack your brain, or perhaps get you so bored that you'll write something for Dan on your own.

In the meantime, "...don't worry... be happy!"

More bytes later...

TWE



The Curator

A Macintosh Art Utility by Solutions International

by Linda L. Bryan

Have you seen the magazine ad for The Curator? It shows little people inventorying, cataloging, hauling, and hanging art. This accurately represents the workings of The Curator. It's become invaluable to me because it reads and converts so many art formats and because it's forced me to organize my art files.

There's a full-sized application in the package, and a DA version also. Since I have a hard drive, I use the DA version: it's always ready for me. I don't postpone my searches for clip art now, and I review my files more frequently.

Setting up the curatorial service

Before I got my Curator to function in its hunt and fetch mode, I made an intensive set-up effort. Sure, The Curator can search for art simply by name, but I find that to be very clumsy, requiring too much from my own memory. Instead, I have typed in pertinent "keywords" for each art piece and the Mac itself has spent time creating "thumbnail" minipictures. Given time and opportunity, The Curator generates these thumbnails of art, and shows how these thumbnail collections correspond to various folders on my drive or on floppy disks. Then, The Curator can actually provide real art database service.

(The manual suggests that you let the program catalog by itself during "down" time, like overnight. Instead, I suggest that the user not go too far away from the computer during this automatic cataloging process; my system crashed each time the program encountered some kind of undecipherable file, and required me to restart the cataloging procedure.)

The Curator creates a catalog which I must not bury inside other files. That catalog represents hours of time. Even now, I am continuously adding keywords to the catalog, much as a librarian lists books under various subjects so that the user has greater access. Having a hard drive with extra space is a great help here. However, every addition to the catalog list of keywords and to the art collection means a slower search time. If you are less likely to assign many keywords to a piece, the search would go faster.

Locating and selecting art

The Curator users can locate art by thumbnails, by name (partial or whole), by keywords, or by browsing. I almost always use major file names and thumbnails. They're the fastest. But occasionally I search for an

obscure item which is appended to an odd page of clipart. Then, the maximum search and retrieve capacity of the program is appreciated, despite the slowness.

Besides thumbnail views, Curator will show the full art item. Stepping Out, software which emulates a full-page display, works well with The Curator. On small screens, I use the scrollbars to show me the whole piece. Once the image is displayed, I can pluck scrapbook items, or copy to the clipboard. Cut, paste, and clear options are unavailable, as is any manipulation of the image except conversion to another format.

Reading and converting files

The Curator can read art files in PICT, MacPaint, Glue, IBM EPS, Mac EPS, and PostScript formats. It doesn't read Canvas files and I doubt it can handle other proprietary software format. Alas, it ignores scrapbooks.

It can save in a number of formats, thus functioning as a conversion tool. A chart inside the manual shows which formats convert to which other formats. I use the program to make MacPaint images from other art for my CalendarMaker and for other programs which require MacPaint.

If art format acronyms sound like government agencies to you, fear not. The manual gives a clear historical and technical explanation of the nature of Macintosh art, helpful to the user who feels inadequate about Mac lingo.

Pleasing me

The Curator isn't yet a polished program. Its buttons and interconnections are awkward and not very intuitive. I make mistakes moving between the services of the program, and often accidentally shut it down. The scrollbar in the catalog refuses to cruise at any speed but its own. Spookier yet, The Curator is also unresponsive at times—the screen seems to be dead, with no little wristwatch icon, and then suddenly comes alive.

Perhaps the busy little people in the ad were telling me something I didn't want to hear, that there is some confusion amidst all the organization. I'm glad those little people are in my Mac, ready to dig through my files and display my art collection, but I also wish they'd work a little more efficiently. Maybe there's an upgrade coming. I hope any upgrade can read the catalog made by my version 1.2; I'm not sure I'd want to start cataloging all over again.



New Services Concluded

with a "one-stop" starter kit consisting of a bundled set of comprehensive products and services designed to get developers started quickly. With the starter kit, program subscribers can select from the optional Macintosh or Apple II Developer Libraries. These comprehensive libraries are comprised of essential documentation such as programming manuals, user interface guidelines, technical notes, development guidelines and sample code.

Also included in the starter kit is a subscription to AppleLink®, Apple's proprietary worldwide communication network. AppleLink provides developers with 24-hour access to the Developer Services Bulletin Board, which include up-to-date product and program information, sample code, technical libraries and notes. In addition, AppleLink is an effective electronic mail system that facilitates communication between the developer and Apple, as well as with other developers, VARs, Apple dealers, user groups and others with AppleLink access.

Subscribers also receive free membership in the Apple's Programmers and Developers Association (APDA™), Apple's unique distribution channel that carries more than 300 Apple and third party development tools, programming languages, utilities, books and technical documentation.

"Developer System Software with Updates" is another essential service included in the new programs. As Apple makes enhancements to its System Software, advance copies of the final software will automatically be sent to developers to aid them in compatibility testing.

Special technical training courses will be available nationwide through Apple Developer University to assist those developers who are new to the Apple environment and who would like to quickly begin development, and for those who would like advanced training on programming techniques. Examples of the courses offered include Macintosh Programming Fundamentals, Advanced Macintosh Programming, and MacAPP & Object Oriented Programming.

To keep developers informed of the latest development-related information, Apple publishes two newsletters for Associates and Partners: the weekly Apple Viewpoints and the monthly AppleDirect. These publications contain technical and marketing information, news, interviews, insights and perspectives on trends in the computer industry, as well as information on future Apple directions.



Classified Advertisements

Each Mini'app'les member may run one free non-commercial classified ad per month in the newsletter. Submit ads to Bob Lowe by phone (voice) at 933-0464. Ads received by the second Wednesday of the month will appear in the next month's newsletter. Ads may be edited for length and to fit our usual format. There is a charge for commercial ads, contact Bob Lowe for details.

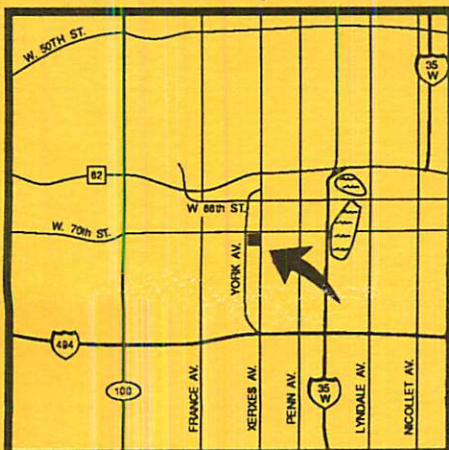
Mac 512K and Mac Plus AppleTalk cables cheap. Excel 1.5 upgrade too.
Steve 698-0051.

Apple Mac II monitor, new - \$185.00.
Call 378-2097.

**Mac Desktop
Publishing SIG
Wed., March 22nd
First Tech**

**MacUsers
Mar 2nd
Southdale Library
Mac SE/30
Tektronix Color Ptr
Computer Care Memory Exp.**

**MacUsers Meeting Place
Southdale Library, 7001 York**



RAM Chips 256K CAS/RAS
Bank of 8 chips \$100

Imagewriter Printer Ribbons

Black \$5.00
4 Color \$9.50

MAC CRATE Hard Drive

21MB 65MS external \$559
43MB 40MS external \$699
64MB 40MS external \$769

CMS Hard Drive //e-Iigs

Stack 20 MB complete \$679
Stack 40 MB complete \$898
Stack 60 MB complete \$958

Supra 2400 MODEM & Cable

MAC Apple Iigs //e c \$179

SOFTWARE

PC TOOLS Deluxe MAC \$49
AppleWorks GS Iigs \$239
AppleWorks 2.1 //e c \$189
Publish It! //e c \$79
Copy II+ //e c \$28


Memory Expanders

Size	Apple //e	Apple //c
256K	\$148	\$190
512K	\$238	\$280
768K	\$328	\$370

**RAMCO SALES
Dick 612-572-9305
UPS Delivery Available**

**Apple II Users
March 1st**

**HELP
for the
Computer
Reluctant**



Finally! HELP is here!
Software Specific Training on the Apple® Macintosh™ and the Apple Iigs™. Hagen Office Equipment offers hands-on training on many popular software programs and introductions to Macintosh and Iigs hardware.

Classes are held at our convenient I-494 and Lyndale location. Call for complete information.

612/866-3441  Authorized Dealer
Hagen Office Equipment, Inc.

Taxes Made Easier

with
KFS/Tax
and Appleworks

KFS/Tax - the premier Appleworks template program is now even better for preparing 1988 taxes! Fully guaranteed - 100% refund if you aren't convinced this is the tax program for you. 20 of the most common forms are calculated and printed for you including 19 Federal forms and the Minnesota M-1. Fast and easy to use. Will run on any Apple with Appleworks. 1988 and 1989 planning templates are included with purchase. Discount on annual upgrades. Next day shipping. \$24.95 plus \$2.00 S & H. Standard on 5-1/4" disk or add \$3.00 for 3-1/2" disk. Minnesota residents add 6% sales tax.

**Kronk Financial Services
7172 Muirfield Lane
Eden Prairie, Mn. 55346**



Mini'app'les 1989 Membership Drive



The Club is looking for New members, Cooperative Dealers and Schools, Renewals and Referrals.

We didn't make our goal in 1988, but, on the other hand, we didn't do too badly. With your help and enthusiasm, we are embarking again on a concentrated effort to build and strengthen member resources within Mini'app'les to GROW AGAIN IN 1989!

Add YOUR helping hand!

Cooperating Businesses:

- Businessland**
7400 France Avenue
Edina, MN 55435 893-1343
- Computer Applications**
7101 France Avenue
Edina, MN 55435 920-1154
- Computer Pavilion**
Pavilion Place - 1655 West County Rd B2
Roseville, MN 55113 631-2766
- Computerland-Hopkins**
11319 Highway 7
Hopkins, MN 55343 933-8822
- Computerland**
2471 Fairview Avenue North
Roseville, MN 55113 636-2366
- Computerland**
7025 France Avenue
Edina, MN 55435 920-6100
- First Tech**
2640 Hennepin Ave. South
Minneapolis, MN 55408 377-9300
- Hagen Office Equipment**
801 West 77-1/2 Street
Richfield, MN 55423 866-3441
- Heath-Zenith - Hopkins**
101 Shady Oak Road
Hopkins, MN 55343 938-6371
- Hutch Computer Industries (H.C.I.)**
8017 Glen Lane
Eden Prairie, MN 55344 944-1356

Cooperating Schools:

- Anoka Technical Institute**
1355 West Main
Anoka, MN 55303
- Bloomington Comm. Ed. Service**
8900 Portland Ave.
Bloomington, MN 55420
- Brooklyn Park VoTech**
900 Brooklyn Boulevard
Brooklyn Park, MN 55445
- Dakota County Technical Institute**
145th Street East
Rosemont, MN 55068
- Hennepin Technical Institute**
South Campus
9200 Flying Cloud Rd.
Eden Prairie, MN 55344

- IND Corp**
1620 County Road C
Roseville, MN 55113
- Moore Business Forms**
3650 Hazelton Road
Edina, MN 55435 929-4334
- Twin Cities Computer Network**
75 South 5th Street — Suite M-100
Minneapolis, MN 55402 (modem) 349-6200
- The GIZMODE Data Bank**
3519 West 50th St.
Mpls, MN 55410 (modem) 929-6879

Kennedy High School
9201 Nicollet Ave. So.
Bloomington, MN 55420

Apple II SIG
St Louis Park High
Mar 1
"Resources"

MacUsers
Mar 2nd
Southdale Library
Mac SE/30
Tektronix Color Ptr
Computer Care Memory Exp.

MacUsers
Apr 6
Southdale Library
Word 4.0
Demo



mini'app'les
Box 796
Hopkins MN 55343

ADDRESS CORRECTION REQUESTED

Non Profit Org.
US Postage
Paid
Hopkins, MN
Permit 631