



THE UNIVERSITY OF
CHICAGO
UChicago Medicine

Pritzker School
of Medicine

Applying to Residency: The Year Ahead

MS3 Spring Class Meeting

April 1, 2019

Jim Woodruff, MD

Dean of Students



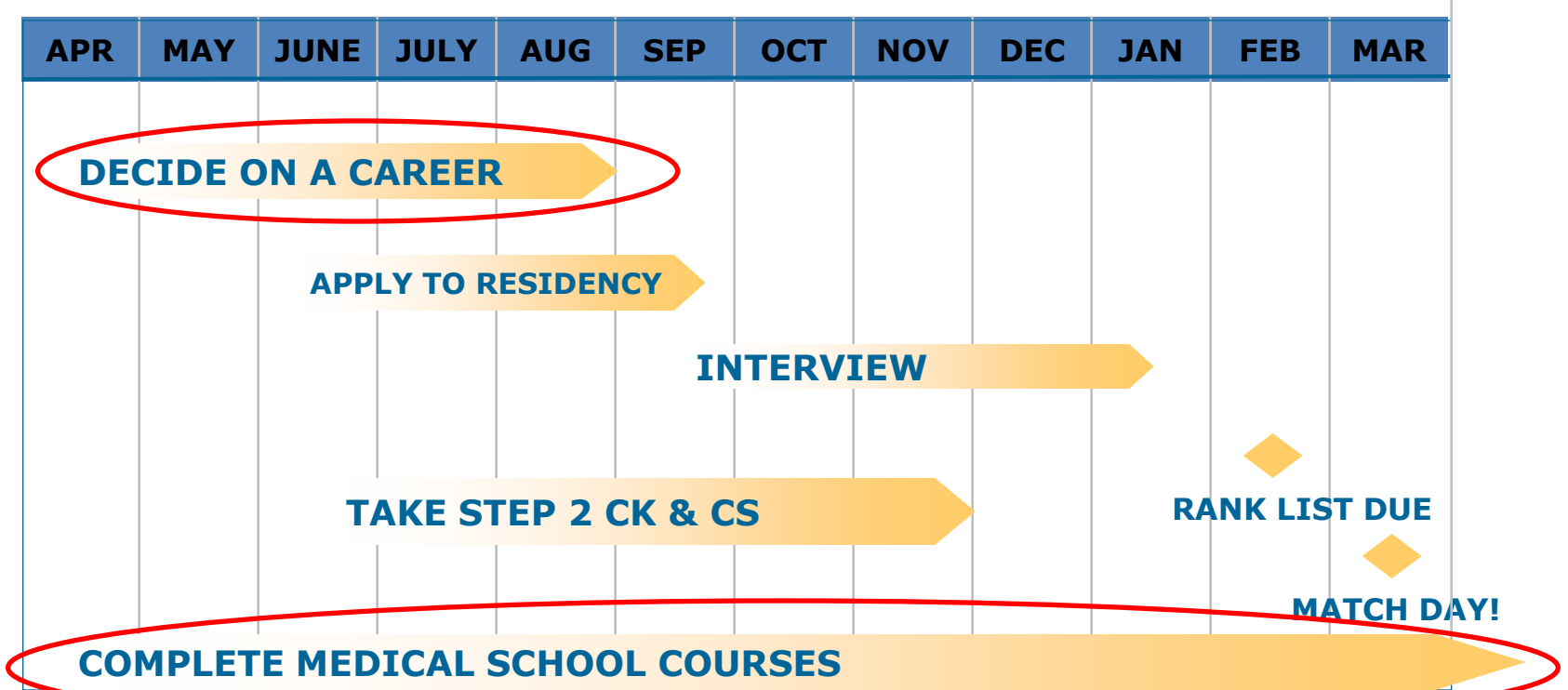
Our Goal for You: A Fulfilling, Satisfying Career



Applying to Residency

Strategy and Scheduling for the Year Ahead

The Year Ahead



Career Selection Factors to Consider

- Is the specialty a good fit?
- Do your skills, interests, and values match the specialty?
- Long term career goals
- Long term personal goals
- Are you a good fit?
- Consider your entire record and review with your Career and Specialty Advisors

Be Realistic

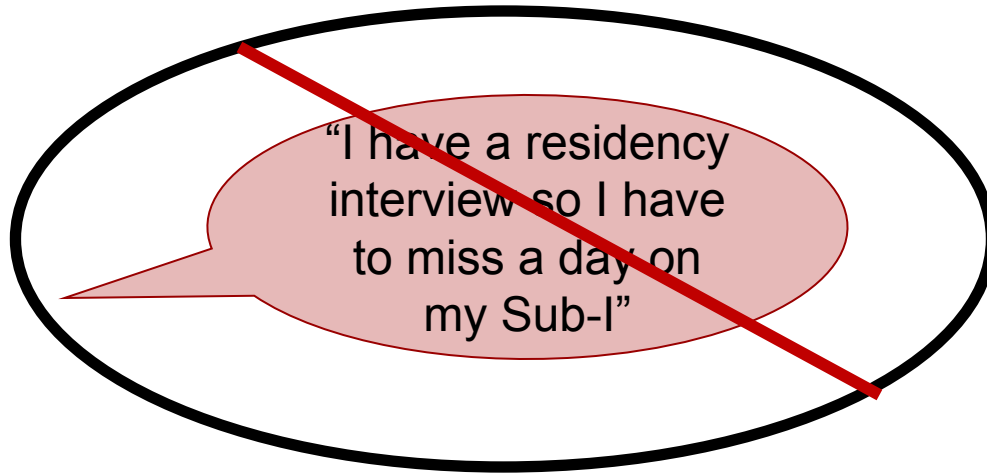
- When considering a specialty, consider the competitiveness of the specialty and your competitiveness as an applicant.
- Look at your entire portfolio
 - Clerkship designators reported on the MSPE
 - Awards
 - USMLE scores
 - Research & publications
 - Joint degree
 - Extracurricular activities
- Consider subjective personal wishes and specialty features

Career Selection Resources

- Career Advisors
- AAMC Careers in Medicine website
 - Medical Specialty Preference Inventory (150 questions, 30 minutes)
 - Physician Values in Practice Scale (60 questions, 10 minutes)
 - Specialty Pages
- FREIDA: AMA online database of residency programs
- Your MS4 peers!

Fourth Year Schedule

- Build flexibility for residency interviews into your fourth year schedule
- Having an interview is not an excuse to miss days in a Sub-I or a fourth year rotation



Fourth Year Schedule

- **Regular Match:**

October – January flexible for interviews

- **Early Match (Military, Ophthalmology, Urology):**

September – December flexible for interviews

- **Smaller Specialties / Surgical Subspecialties:**

November– February flexible for interviews

Dermatology

Neurosurgery

Orthopaedic Surgery

Otolaryngology

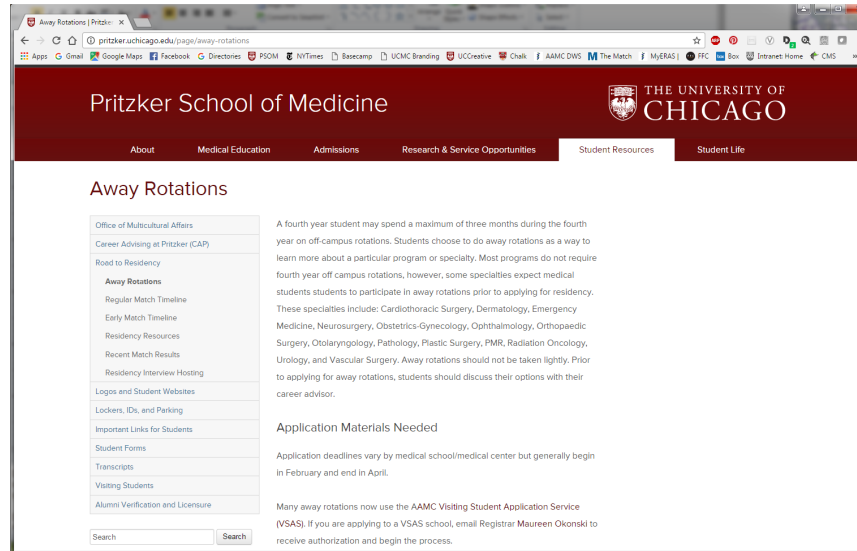
Plastic Surgery

Radiation-Oncology

See “The Residency Process” book for sample schedules

Away Rotations

- Refer to the Residency Process Book for specialty-specific information
- The Away Rotation page on our website has a full list of resources



The screenshot shows a web browser window displaying the 'Away Rotations' page on the Pritzker School of Medicine website. The page features a dark red header with the school's name and navigation tabs. The main content area includes a sidebar with a list of links, a central text block explaining the rotation process, and a section for application materials.

Pritzker School of Medicine THE UNIVERSITY OF CHICAGO

About Medical Education Admissions Research & Service Opportunities Student Resources Student Life

Away Rotations

[Office of Multicultural Affairs](#)
[Career Advising at Pritzker \(CAP\)](#)
[Road to Residency](#)
Away Rotations
[Regular Match Timeline](#)
[Early Match Timeline](#)
[Residency Resources](#)
[Recent Match Results](#)
[Residency Interview Hosting](#)
[Logos and Student Websites](#)
[Lockers, IDs, and Parking](#)
[Important Links for Students](#)
[Student Forms](#)
[Transcripts](#)
[Visiting Students](#)
[Alumni Verification and Licensure](#)

A fourth year student may spend a maximum of three months during the fourth year on off-campus rotations. Students choose to do away rotations as a way to learn more about a particular program or specialty. Most programs do not require fourth year off campus rotations, however, some specialties expect medical students to participate in away rotations prior to applying for residency. These specialties include: Cardiothoracic Surgery, Dermatology, Emergency Medicine, Neurosurgery, Obstetrics-Gynecology, Ophthalmology, Orthopaedic Surgery, Otolaryngology, Pathology, Plastic Surgery, PMR, Radiation Oncology, Urology, and Vascular Surgery. Away rotations should not be taken lightly. Prior to applying for away rotations, students should discuss their options with their career advisor.

Application Materials Needed

Application deadlines vary by medical school/medical center but generally begin in February and end in April.

Many away rotations now use the AAMC Visiting Student Application Service (VSAS). If you are applying to a VSAS school, email Registrar Maureen Okonski to receive authorization and begin the process.

Search Search

The Year Ahead



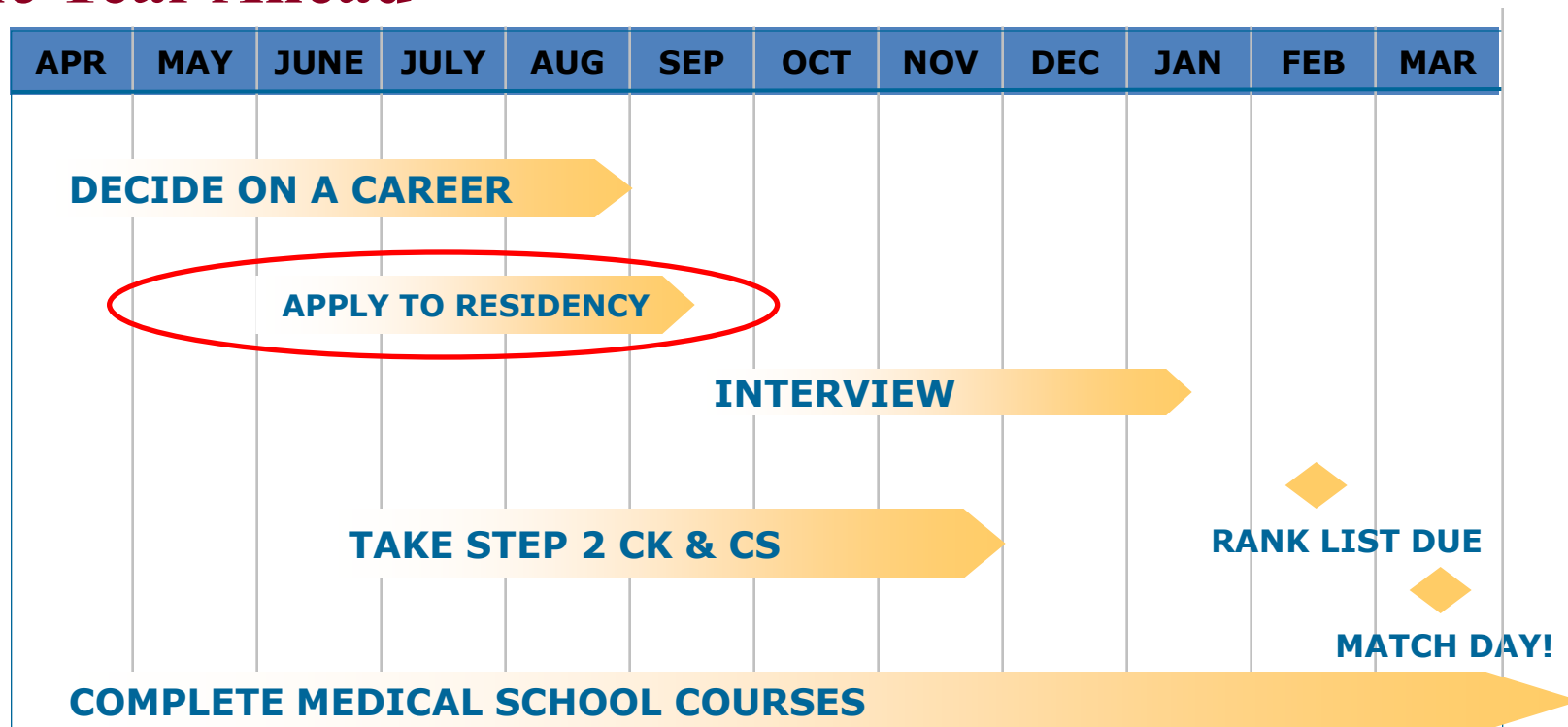
USMLE Step 2

- Must take Step 1 and Step 2 (CK & CS) in order to graduate
- May register up to 6 months before the date of the exam
- Early sign-up is recommended to get the date/location you prefer
- For optimal use of Step 2 during the ranking process, take it between the middle of July and the end of the first week of September
 - Increase in PDs using Step 2 scores during ranking process (January)
 - Increase in Step 2 failures across the country
- PSOM deadline: **December 1, 2018**

Why do I have to take Step 2 by December 1?

- Some residency programs will not rank applicants unless they can see evidence that you have passed Step 2
- 64% of our program directors say they use Step 2 CK to rank applicants
- Test sites/times fill up at least 3-4 months in advance. Scheduling to take your exam by December ensures you will be able to graduate!
- Schedule Step 2 CS before May 31—it books faster than Step 2 CK
- Students tend to do better on Step 2 when they complete the tests immediately following their clerkships

The Year Ahead



Applying to Residency

Key Vocabulary

Applying to Residency: Key Vocabulary

- **Electronic Residency Application Service (ERAS)**
 - A service that transmits residency applications, letters of recommendation, MSPEs, transcripts, and other supporting credentials from medical schools to residency program directors via the internet.
 - <https://www.aamc.org/students/medstudents/eras/>

Applying to Residency: Key Vocabulary

- **National Resident Matching Program (NRMP)**
 - Matches applicants to programs according to the preferences expressed by both parties (applicants and programs)
 - The NRMP is an applicant-favoring process
 - <http://www.nrmp.org/>

Applying to Residency: Key Vocabulary

- **Main Match:** offers PGY-1 and PGY-2 level residency training positions in most specialties.
- **Early Match:** collection of specialties that operate outside the main match, earlier match process (ophthalmology, urology)
- **Couples' Match:** couples can link their program choices together so that they can be matched into a combination of programs suited to their needs.
- **Military Match:** match held by the US Armed Services.

Applying to Residency: Key Vocabulary

- **Military Match:** Varies by branch: some apply through ERAS & match through the Military Match; some apply outside of ERAS
- **SF Match:** Apply through SF Match and match through SF Match for Ophthalmology (<http://www.sfmatch.org/>)
- **Urology:** Apply through ERAS & match through the AUA (<http://www.auanet.org/education/residency.cfm>)

Applying to Residency: Key Vocabulary

- **Medical Student Performance Evaluation (MSPE)**
 - A letter of evaluation that describes a student's performance in medical school
 - Not a letter of recommendation
 - Released on October 1, 2 weeks after residency applications are submitted

Couples' Match

- Anyone interested in couple matching **must**:
 - Notify your career advisor and Rebecca Silverman (rsilverman@bsd.uchicago.edu)
 - Schedule a meeting with Dr. Woodruff in the early summer

Applying to Residency

Putting together your application...
and the people who will help you do it

Steps in Applying to Residency

- Get to know the career advising team
- Select a specialty advisor

The Career Advising Team

Associate Dean of Students

Jim Woodruff, MD

Coggeshall Career Advisors

- Brian Callender, MD'04, AM'98
- Mindy Schwartz, MD

DeLee Career Advisors

- Chelsea Dorsey, MD'10
- Tipu Puri, MD, PhD

MSPE Director

- Barrett Fromme, MD, MHPE

Huggins Career Advisors

- Arlene Roman, MD
- Ross Milner, MD

Rowley Career Advisors

- Wei Wei Lee, MD, MPH
- Jason Poston, MD'02

Support staff

- Rebecca S. Silverman

Career and Specialty Advisors

A Career Advisor provides **primary** care:

- Counseling & navigation of the entire match process
- Honest assessment of your overall competitiveness, strengths and weakness
- **Assigned** to you

A Specialty Advisor provides **specialty** care:

- Advice on individual programs & potential letter writers
- Understands nuances of specialty application process
- **Chosen** by you

Career Advisor Limitations

- Never worked in specialty
 - May have excellent observations about specialty, but no direct experience
- May miss application nuances
 - Each specialty has their own style

Specialty Advisor Limitations

- Specialty Loyalty
 - May not be able to assess your relative competitiveness
 - May not understand nuances of today's application requirements
- Recruiter Mentality
 - Promote their favorite programs

Assembling your Team

April – June	# 1 Career Advisor Check-in: Career Selection
May – June	Complete Online Residency Application Survey
May – June	Specialty Advisor Appt. Bring to the meeting: <ul style="list-style-type: none">• A draft of your personal statement• A draft of your CV
May – July	MSPE Appt. Prior to the meeting: <ul style="list-style-type: none">• Send CV draft• Residency Application Survey MUST be completed
June – Aug.	# 2 Career Advisor Check-in: Application
July – Aug.	MSPE Review
Aug. – Sept.	# 3 Career Advisor Check-in: Interview
Jan. – Early Feb.	# 4 Career Advisor Check-in: Rank list

Components of an Application

- Application (ERAS, SF Match, etc.)
- USMLE Scores
- Letters of Recommendation
- Personal Statement
- Medical Student Performance Evaluation (MSPE)
- Pritzker Transcript
- ERAS Photo

Letters of Recommendation

- 4 letters allowed per program
 - 3 clinical letters (1 may need to be a Chair's letter)
 - 1 research letter (only if appropriate)
- Provide letter writers with the following:
 - ERAS Letter Request Form
 - Draft of CV
- Give faculty **at least 6 weeks** notice
 - September 1st deadline

See “The Residency Process” book for specialty-specific information

Personal Statement

Thinking about and drafting your PS early in the process...

- Helps **you**:
 - Figure out your career/specialty choice
 - Articulate what you like about the specialty, which will be beneficial during interviews!
- Helps **your letter writers**:
 - Have a more meaningful conversation with you when you ask for a LOR
 - Understand what points about you to highlight in the LOR
- The personal statement is probably the hardest piece of your application – start early for the best results!

See “The Residency Process” book for strong examples

Personal Statement Workshop

Personal Statement Workshops

With Jim Woodruff, MD

May 30, 5 pm, J-103

or

June 5, 5 pm, J-103

(choose one)

Steps in Applying to Residency

- Get to know the career advising team
- Select a specialty advisor
- **Begin MSPE process**

What *is* the MSPE?

Medical Student Performance Evaluation

- Review of student's medical school experiences and noteworthy characteristics
- Academic history
 - Pritzker Honors and Awards
 - Summary evaluation from Clinical Skills
 - Summary evaluations from all required clerkships
- Overall summary
- Appendices

What is the role of the MSPE director?

- Meets with each student to discuss the residency application process and gather information for the Medical Student Performance Evaluation (MSPE)
- Works with staff on MSPE construction
- Reviews MSPE with student

Sign up via the link on website that Rebecca will send out

What is in the MSPE?

- Clerkship summaries are the bulk of the MSPE
- Professionalism comments are highlighted
- Summary statement based on holistic evaluation of performance in curriculum, scholarship, and service

See “The Residency Process” book for an example of an MSPE (p. 51)

What *we* need to complete your MSPE

- Complete biographical data on **Residency Application Survey** (link on website)
- A scheduled MSPE meeting with Dr. Fromme in spring/summer
 - MSPE written in order of survey completion/MSPE meeting
- A draft CV (template online, or generate from SMS)
- Your noteworthy characteristics sheet
- Clinical Clerkship Grades
- A second MSPE review with Dr. Fromme in late summer

Let us know immediately if you are doing an away rotation

Residency Application Survey—Used to Construct MSPE

The screenshot shows a web browser window displaying the SMS Student Management System. The URL is <https://aaa-elrond04.cri.uchicago.edu/StudentManagementSystem/ResidencyApplicationSurvey/SurveyPage.aspx?OpenSurveyFromMSPE=1>. The page title is "SMS Student Management System".

Survey Status: No Action (selected), Reviewed / Partial Complete, Complete, Survey Not Submit, Survey Submitted.

Progress Bar: Basic Information, Career Advising (selected), Personal Statement, Academic Performance, Pre-Medical Education, Graduate School & Medical School Experience, Academic History, PSOM Experience On File, Summary & Submit. A profile picture of a man is shown on the right.

Residency Application Survey (Required Field) (Survey Instruction)

Navigation Tabs: Basic Information, Career Advising (selected), Personal Statement Worksheet, Academic Performance, Pre-Medical Education, Graduate & Work Experience, Medical School Experience, Academic History, PSOM Experience On File, Summary & Submit, CV Creation.

Career Advising Section:

- Go to next page
- Please tell us about the personal information that you hope to emphasize during your residency interviews and personal statement. You should expand upon these questions as you see fit.
- Career Advisor: **Tipu Puri** (If this is not your career advisor, please email [System Administrator](#))
- Specialty Choice**
 - Enter all of the specialties you are considering apply to by clicking on the "New" field. Please enter all specialties you are considering. It is okay if you have not made a final career decision yet. The career advising team understands that you may change your mind and you can log back in at any time to change your specialty choice throughout the residency season.
 - No records available
 - Specialty advisor and recommendation letters will be available for entering data after [Specialty Choice](#) is entered first.
- Specialty Advisor**
- Recommendation Letters**
 - Please type the names of the faculty members that you will ask to write letters of recommendation for you. Remember, for each specialty that you are applying in, you will need at least 3 letters commenting on your clinical abilities. If you are a PhD student or took a year off to do research, you also need a fourth letter from your research mentor. Note: Some specific departments/speciesities require that Chair letters be written on your behalf. Consult your specialty/career advisor and the [residency process booklet](#) to find out the process for your specialty.

ERAS/Graduation Photos

- You **must** submit a photo with your ERAS application
- Five dates throughout the summer where you can get your photo taken on campus by the team at UChicago Creative
- Even if you already have a professional photo, you still need to get one taken by UChicago Creative because we use them for the graduation composite

ERAS/Graduation Photos (after shelf exams)

Dates (p. 19):

- May 10, 12-2 pm
- May 24, 12-2 pm
- June 13, 3-5 pm
- July 19, 2-4 pm
- August 2, 2-5 pm

Dates were chosen to accommodate your schedule.

Sign up at <http://uchicagocreative.schedulista.com/>

(link on Residency Resources page of website)

Residency Resources Webpage

Pritzker School of Medicine

THE UNIVERSITY OF CHICAGO

About Medical Education Admissions Research & Service Opportunities Student Resources Student Life

Residency Resources

- Office of Multicultural Affairs
- Career Advising at Pritzker (CAP)
- Road to Residency
 - Away Rotations
 - Regular Match Timeline
 - Early Match Timeline
 - Residency Resources
 - Recent Match Results
 - Residency Interview Hosting
- Logos and Student Websites
- Lockers, IDs, and Parking
- Important Links for Students
- Student Forms
- Transcripts
- Visiting Students
- Alumni Verification and Licensure

Search

2018-19 Instruction Books

- The 2018-19 Residency Process Book
- ERAS User Guide, Check List, and FAQ
- FAQs about new residencies in Interventional Radiology

Match Websites

- ERAS - Electronic Residency Application Service
- NRMP - National Resident Matching Program
- AUA Match
- SF Match
- Info on the EM Standardized Video Interview

Letter of Recommendation Information

- Memo and FAQs for LOR Authors about ERAS LOR procedures
- LOR User Guide for Authors

Sample CV and MSPE Information



The image shows the cover of the '2018-19 Residency Process Book' from the University of Chicago Pritzker School of Medicine. The cover features a photograph of three young women in maroon shirts, likely students, smiling and looking towards the right. The text on the cover includes 'THE UNIVERSITY OF CHICAGO UChicago Medicine' and 'Pritzker School of Medicine 2018-19 Residency Process Book'. Below the image are social media sharing icons for Facebook, Twitter, Email, Print, and a counter showing '0'.

- Digital copy of Residency Process Book
- CV Template
- MSPE Survey link
- ERAS Photo link
- MSPE Meeting sign-up link

Complete your Application

June-August

Ask for letters of recommendation

Organize your CV (use the template)

Complete your personal statement

June

Receive your token & register for ERAS

June-September

Complete the MyERAS application

September 15

Review MyERAS application carefully and submit

Late September

Register with the NRMP

Steps in Applying to Residency

- Get to know the career advising team
- Select a specialty advisor
- Begin MSPE process
- **Select programs for application**

Choosing Programs to Send Applications

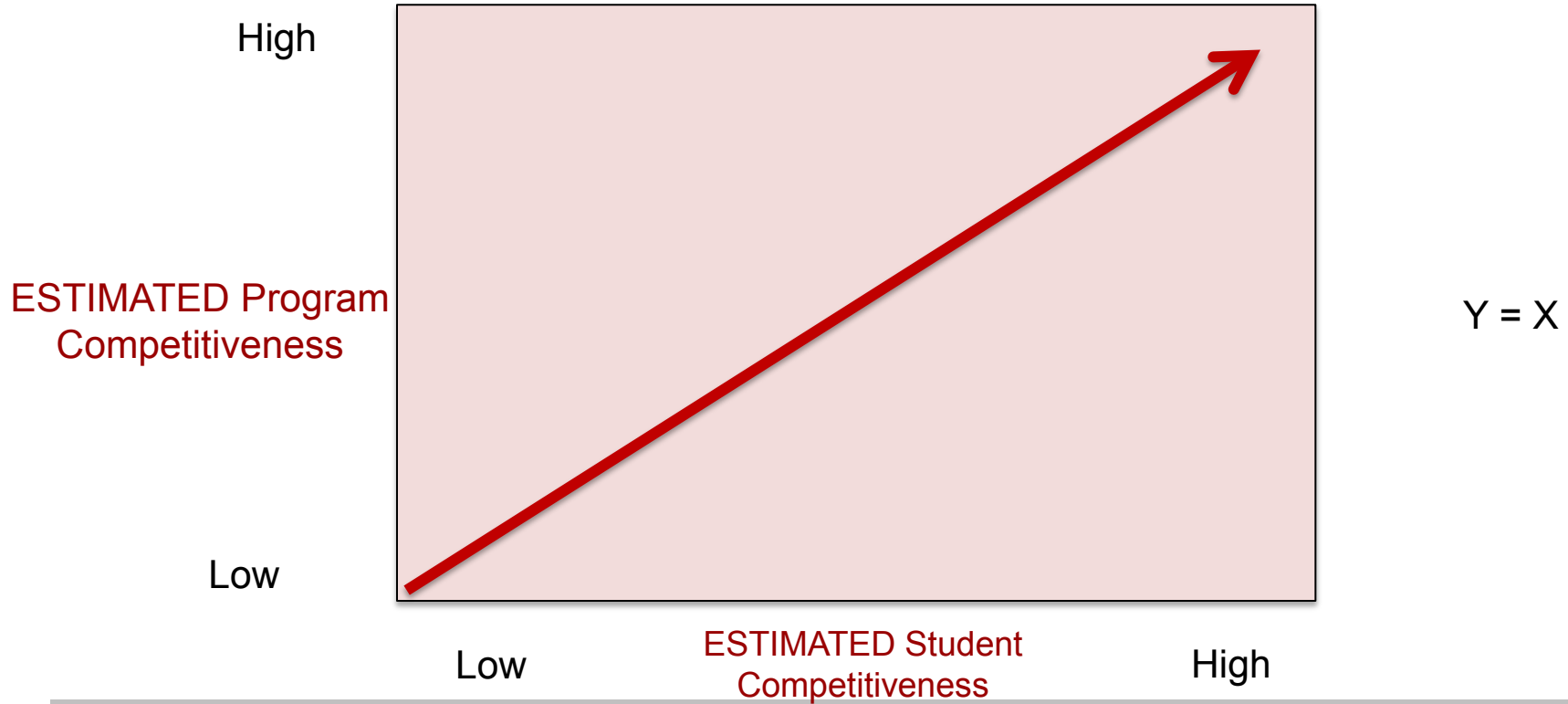
- Considerations:
 - Your list should have breadth and depth – give yourself plenty of options from the start!
 - Is there a preliminary program requirement?
 - Anesthesiology, Dermatology, Neurology, Ophthalmology, PMR, Rad-Onc, Radiology
 - Competitiveness
 - Quality of the program
 - Your own qualifications
 - Geography
 - Family

Your specialty advisor is instrumental in creating this list

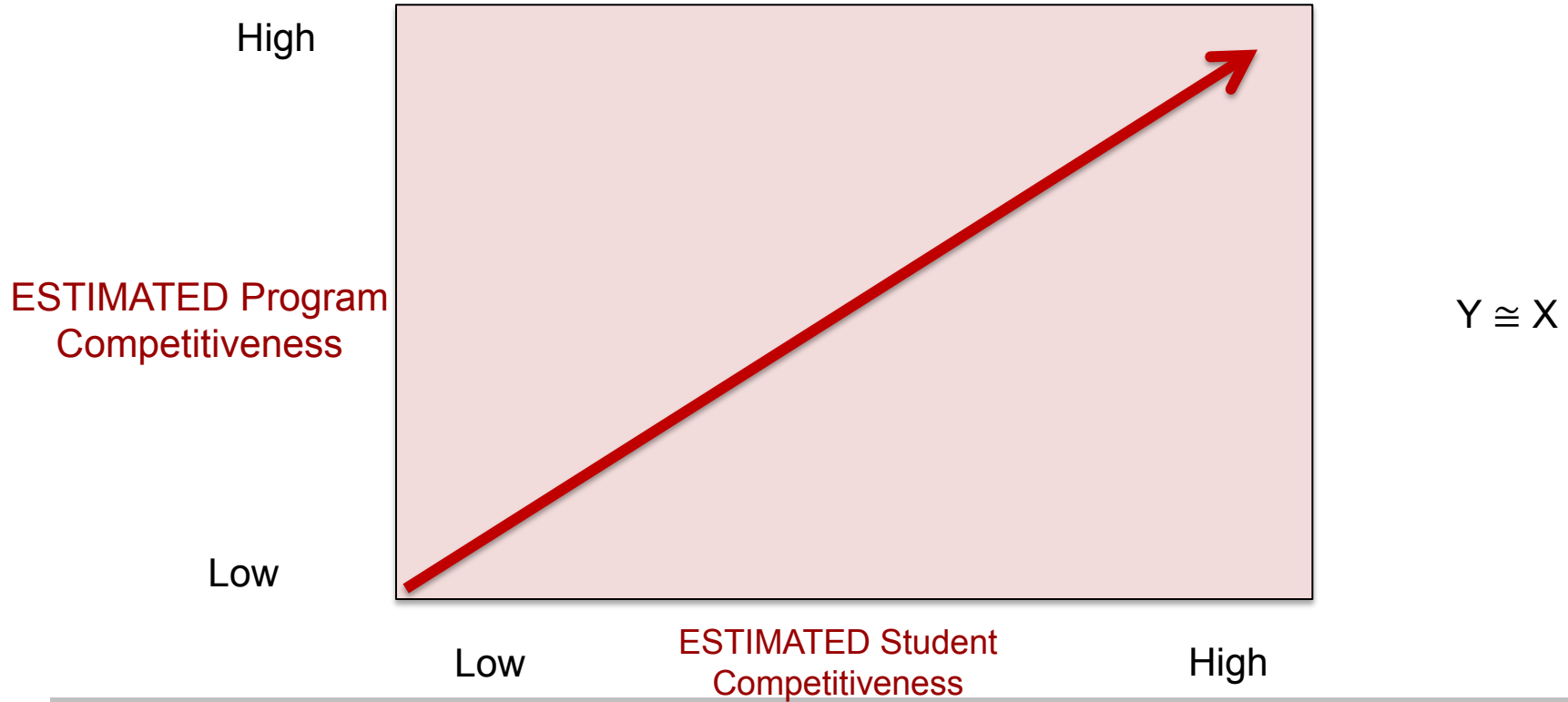
Uncertainty and Patient Care

- Working with Uncertainty:
 - Do your homework (minimize uncertainty)
 - Account for less than total control (manage uncertainty)

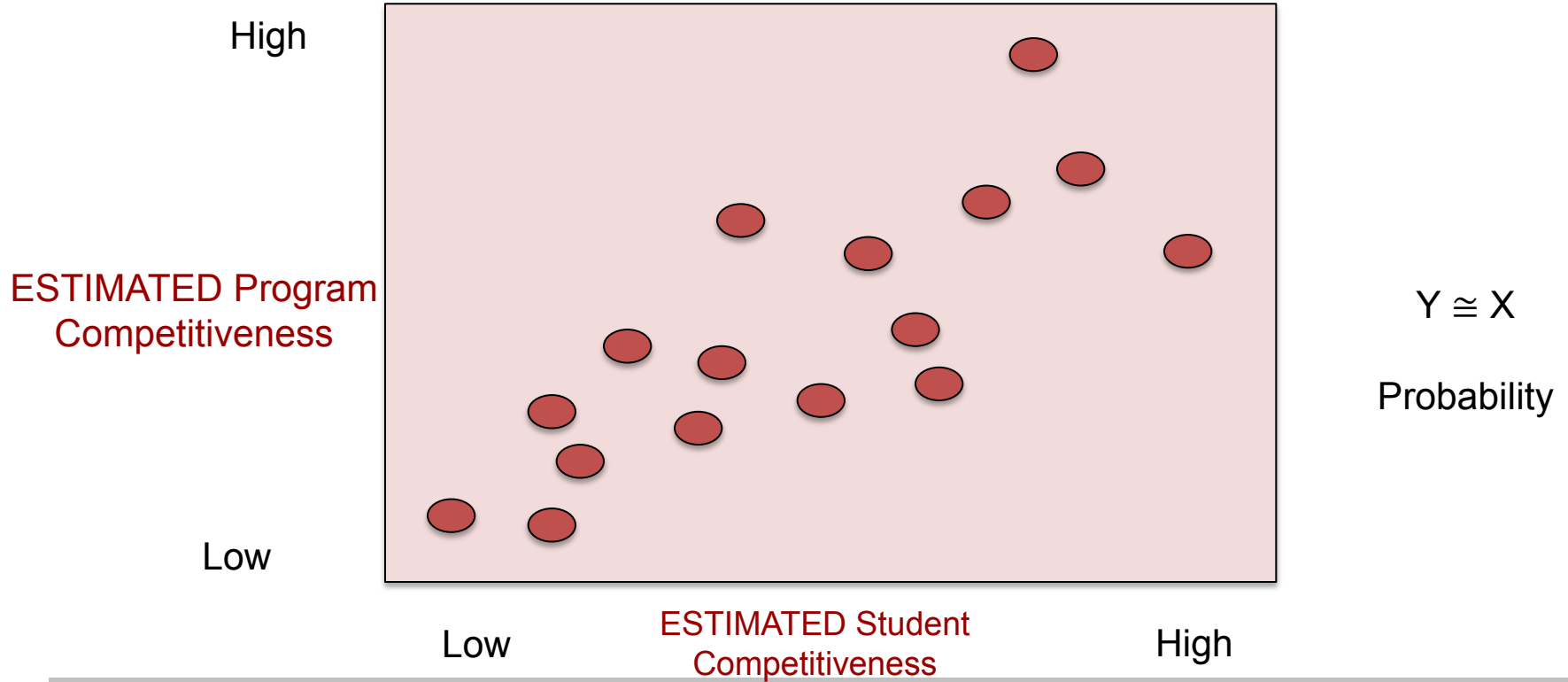
Uncertainty and the Match



Uncertainty and the Match



Uncertainty and the Match



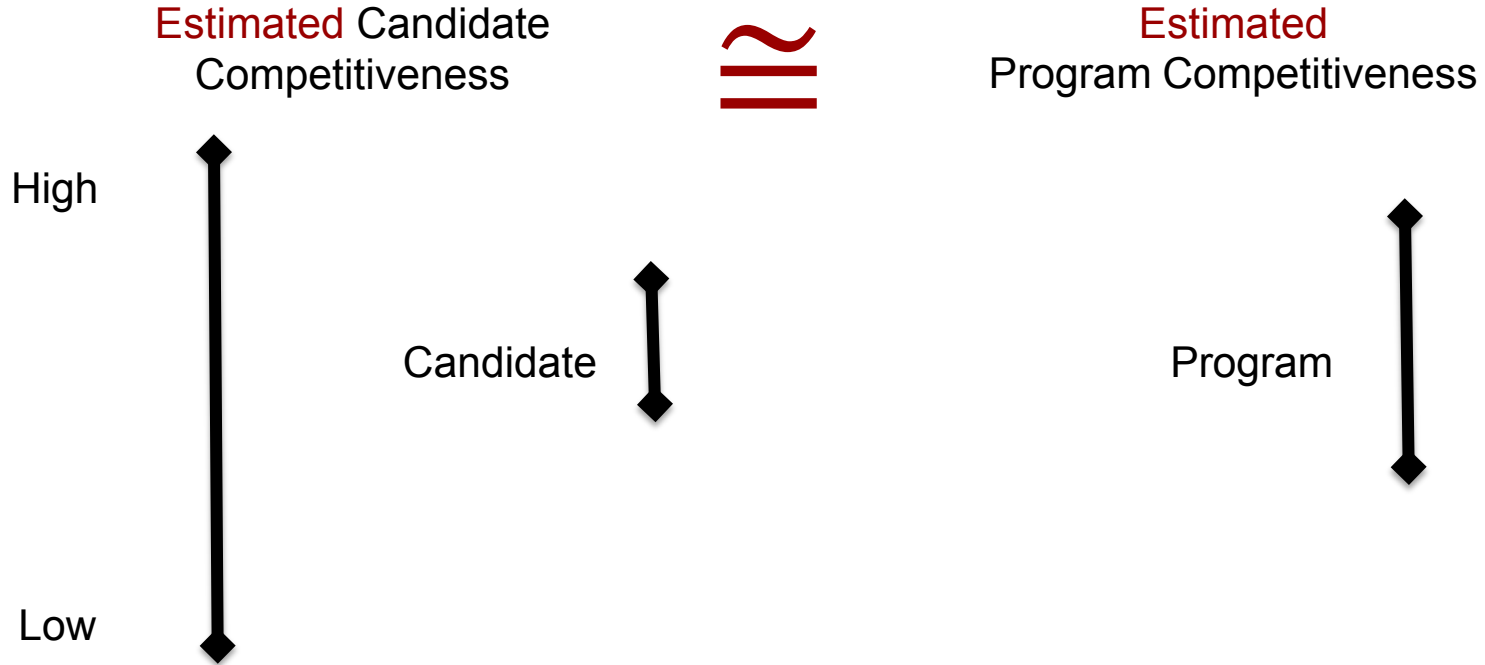
Uncertainty and the Match

- Working with Uncertainty:
 - Do your homework (minimize uncertainty)
 - Account for less than total control (manage uncertainty)

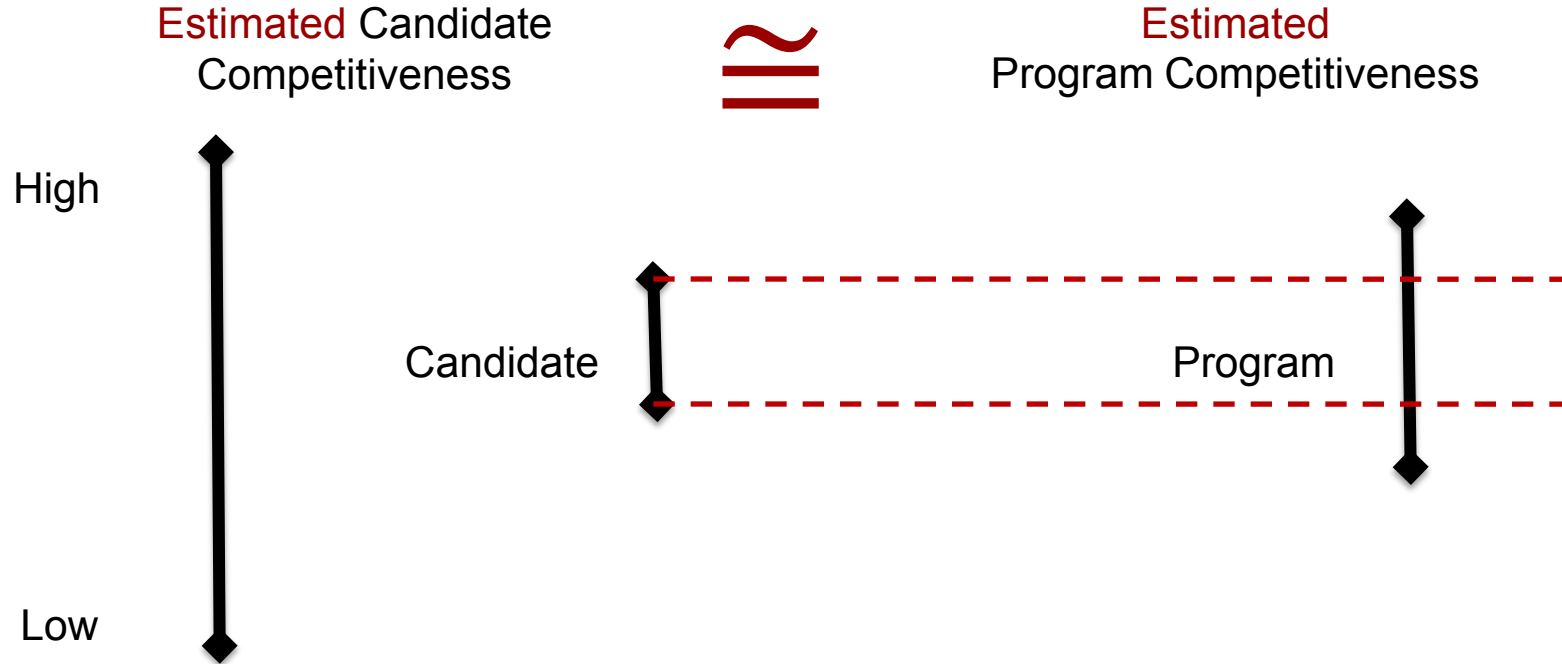
Doing your Homework (Minimizing Uncertainty)

- Timely completion of application
- Careful attention to your personal statement
- Careful selection and management of your letters of recommendation
- Research target programs
- Access advice from advisors to refine all documents and the program list

Account for Uncertainty



Account for Uncertainty



Steps in Applying to Residency

- Get to know the career advising team
- Select a specialty advisor
- Begin MSPE process
- Select programs for application
- **Apply!**

MS4 Class Meeting #1

Residency Application Overview

Monday, June 3

5 pm

BSLC

MS4 Class Meeting #2

ERAS Overview

Monday, July 8

5 pm

BSLC

Steps in Applying to Residency

- Get to know the career advising team
- Select a specialty advisor
- Begin MSPE process
- Select programs for application
- Apply!
- Interview
- Rank your programs
- Graduate

MS4 Class Meeting #3

Interviewing for Residency

Wednesday, September 25

5 pm

BSLC

MS4 Class Meeting #4

Preparing your Rank List

Wednesday, January 22, 2020


5 pm

BSLC


The Career Advising Team




Is available to help at any point in the process



Has your best interest at heart



Believes in you and will be your advocate



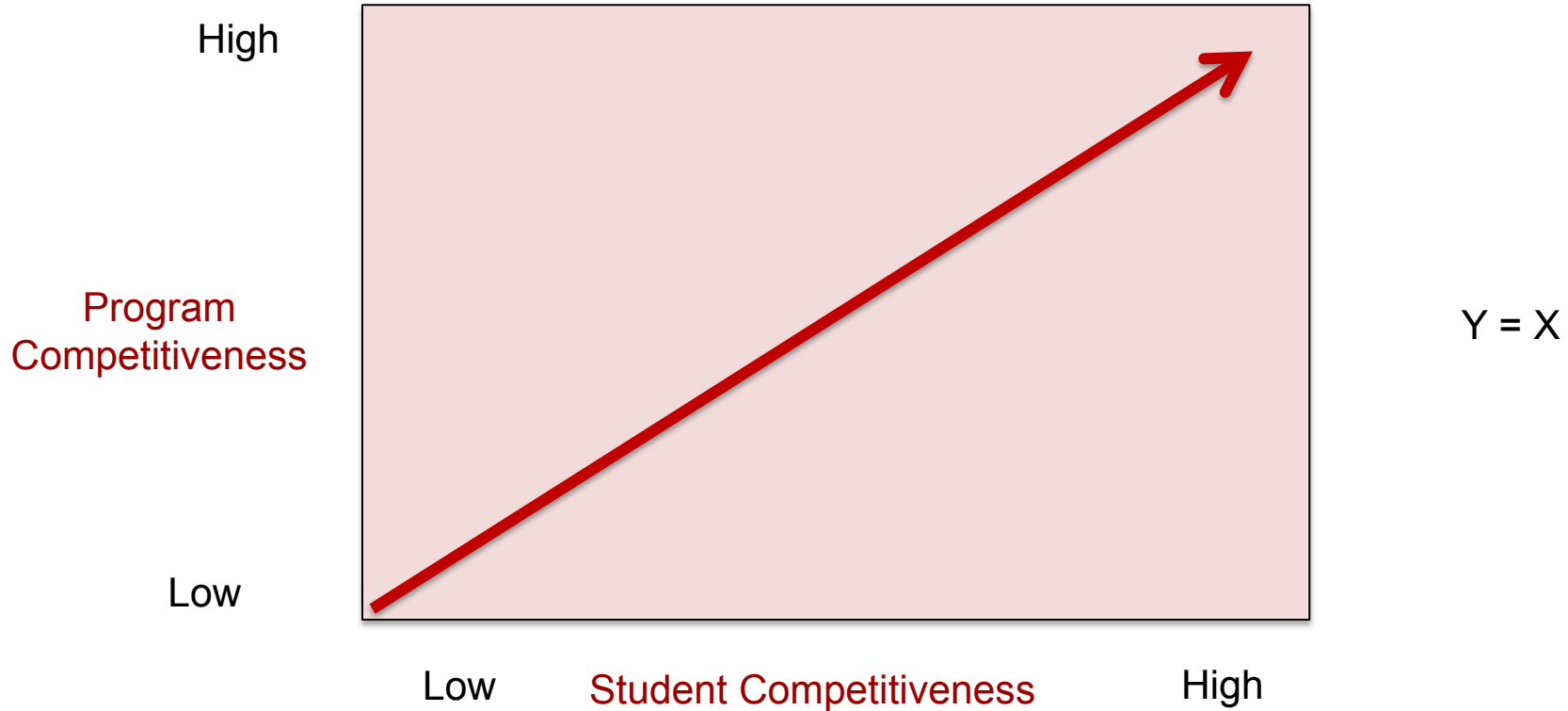
Spring Quarter To-Do List

- Participate in the Lottery
- Complete annual OSHA requirements
- Fill out Careers in Medicine Medical Specialty Preference Inventory (MSPI) and Personal Values in Practice (PVIPS) scales
- Schedule meeting with your career advisor sometime this quarter (April-June)
- Review the Residency Process Book
- Fill out the Residency Application survey (May-June)
- Sign up for ERAS/Graduation photo
- Start putting together your CV
- Start drafting your personal statement
- Meet with Dr. Fromme for MSPE Meeting (May-July)
- Mark your calendar: June 3, MS4 Class Meeting #1!

MS4 Class Meetings

June 3	#1: Residency Process Overview
May 30 and June 5	Personal Statement Workshops (choose one)
July 8	#2: ERAS Overview
September 25	#3: Interviewing for Residency
January 22, 2020	#4: Constructing your Rank List

Uncertainty and the Match



Match Day: March 20, 2020!

