


APUNISW2 Universal Steering Wheel Control for CAN-Bus & Resistive Vehicles

**New and Updated Vehicle
Applications**



INSTRUCTION MANUAL

About

The Aerpro APUNISW2 covers a wide range of both CAN-Bus and analogue vehicles, allowing steering wheel control retention with almost every steering wheel control compatible head unit on the market.

Installation

- 1: Remove and disconnect the original head unit.
- 2: Connect the Universal patch lead to the APUNISW2 interface and to the aftermarket head unit steering wheel control input.
- 3: Set the correct dipswitch settings on the APUNISW2 (see Fig 2.) according to the vehicle it is being fitted into. See car specific diagrams for further information.
4. Install into the vehicle using Interface Connections (Fig 1.) and the car specific wiring information overleaf.

NOTE: Car manufacturers can change wiring specifications without notice. Ensure that the correct wires are located before commencing installation.

Interface Connections

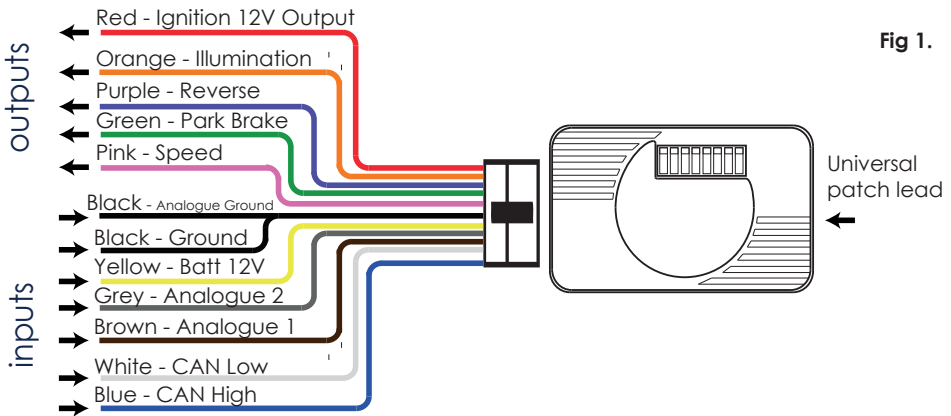


Fig 1.

Dipswitch Settings

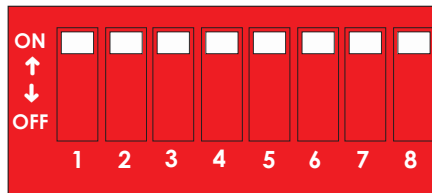


Fig 2.

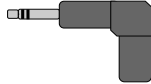
Set the dipswitches 1-7 according to the car specific settings overleaf.

Set dipswitch 8 to ON when fitting the APUNISW2 interface with a Pioneer head unit.

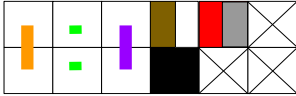
Ensure dipswitch 8 is set to OFF when fitting with a Sony head unit.

APUNIPL2
Universal C type Patch Lead

use 3.5mm Jack for these Head-units



Alpine
Cut Green Link



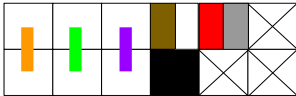
Clarion
Cut Purple Link



JVC
Cut Green & Purple Link




PIONEER, LG & SONY
No cutting required



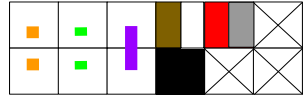
use Key 1 Bullet terminal for these Head-units



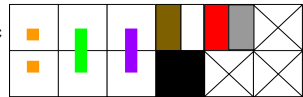
Philips, Nakamichi
Cut Orange & Purple Wire



Kenwood
Cut Orange & Green Wire



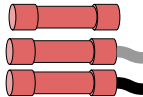
Panasonic
Cut Orange Wire



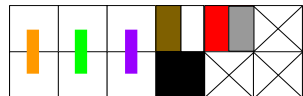
Zenec
Cut all 3 wires, solder Orange and Green together as shown



use Key 1, Key 2 and GND Bullet terminals for Self Learn Head-units



Self Learn Head-units
No cutting required



For best results or to reset the control module with a new Brand. Please make modifications to the Patch lead first, before connecting to the steering wheel control module and before powering the module up.

Car Specific Dipswitch Settings

| Make | Model | Year From | Year To | Phone Button Support | CAN/Analogue | Dipswitch Setting | | | | | | |
|------------|-------------------|-----------|---------|----------------------|-----------------|-------------------|----|----|----|----|----|----|
| | | | | | | 1 | 2 | 3 | 4 | 5 | 6 | 7 |
| Alfa Romeo | 147 | 2000 | 2007 | X | Analogue | - | ON | ON | ON | ON | - | ON |
| | 147 | 2007 | 2010 | X | CAN | - | ON | ON | ON | ON | - | ON |
| | 156 | 2000 | 2007 | X | Analogue | - | ON | ON | ON | ON | - | ON |
| | 159 | 2005 | 2011 | √ | CAN | - | ON | ON | - | ON | ON | ON |
| | 4C/MiTo/Giulietta | 2013 | | √ | CAN - Open Dash | ON | ON | ON | ON | ON | ON | - |
| | 4C/MiTo/Giulietta | 2013 | | √ | CAN Type1 | - | ON | ON | ON | ON | ON | - |
| | 4C/MiTo/Giulietta | 2013 | | √ | CAN Type2 | ON | - | ON | ON | ON | ON | - |
| | 4C/MiTo/Giulietta | 2013 | | √ | CAN Type3 | - | - | ON | ON | ON | ON | - |
| | Brera | 2005 | 2010 | √ | CAN | - | ON | ON | - | ON | ON | ON |
| | Giulietta | 2010 | 2014 | √ | CAN | - | ON | ON | ON | ON | ON | ON |
| | GT | 2004 | 2008 | X | Analogue | - | ON | ON | ON | ON | - | ON |
| | GT | 2008 | 2010 | X | CAN | - | ON | ON | ON | - | ON | ON |
| | Mito | 2008 | 2014 | √ | CAN | - | ON | ON | ON | ON | ON | ON |
| Audi | A1 | 2010 | | √ | CAN | ON | ON | - | ON | ON | ON | ON |
| | A3 | 2003 | 2012 | √ | CAN | ON | ON | - | ON | ON | ON | ON |
| | A4 | 2005 | 2015 | √ | CAN | ON | ON | - | ON | ON | ON | ON |
| | A4 | 2001 | 2005 | √ | CAN | ON | ON | - | ON | ON | ON | ON |
| | A6 | 2004 | 2011 | √ | CAN | ON | ON | - | ON | ON | ON | ON |
| | TT | 2006 | 2013 | √ | CAN | ON | ON | - | ON | ON | ON | ON |
| | TT | 2003 | 2008 | √ | CAN | ON | ON | - | ON | ON | ON | ON |
| BMW | 1 Series | 2004 | 2013 | √ | i-Bus | ON | - | ON | ON | - | ON | ON |
| | 3 Series | 1998 | 2005 | √ | CAN | ON | ON | - | ON | - | ON | ON |
| | 3 Series | 2005 | 2012 | √ | CAN | ON | ON | - | ON | - | ON | ON |
| | 5 Series | 1996 | 2004 | √ | i-Bus | ON | - | ON | ON | - | ON | ON |
| | 5 Series | 2004 | 2010 | √ | CAN | ON | ON | - | ON | - | ON | ON |
| | 6 Series | 2003 | 2010 | √ | CAN | ON | ON | - | ON | - | ON | ON |
| | 7 Series | 1994 | 2001 | √ | i-Bus | ON | - | ON | ON | - | ON | ON |
| | 7 Series | 2001 | 2008 | √ | CAN | ON | ON | - | ON | - | ON | ON |
| | Mini | 2001 | 2008 | √ | i-Bus | ON | - | ON | ON | - | ON | ON |
| | Mini | 2006 | 2012 | √ | CAN | ON | ON | - | ON | - | ON | ON |
| | X3 | 2004 | 2010 | √ | i-Bus | ON | - | ON | ON | - | ON | ON |
| | X5 | 2000 | 2006 | √ | i-Bus | ON | - | ON | ON | - | ON | ON |
| | Z4 | 2002 | 2008 | √ | i-Bus | ON | - | ON | ON | - | ON | ON |
| Z4 | 2009 | | √ | CAN | ON | ON | - | ON | - | ON | ON | |
| Chery | Tigo | 2013 | | X | Analogue | - | - | ON | - | ON | ON | - |
| Chrysler | Delta | 2011 | 2014 | √ | CAN | - | ON | ON | - | ON | ON | ON |
| Citroen | Berlingo | 2008 | | X | CAN | - | ON | - | - | ON | ON | ON |
| | C1 | 2014 | | √ | Analogue | ON | - | - | ON | ON | - | ON |
| | C2 | 2005 | 2009 | X | CAN | - | ON | - | - | ON | ON | ON |
| | C2 | 2005 | 2009 | X | CAN | - | ON | - | - | ON | ON | ON |
| | C3 | 2006 | | X | CAN | - | ON | - | - | ON | ON | ON |
| | C3 | 2006 | | X | CAN | - | ON | - | - | ON | ON | ON |
| | C3 Picasso | 2009 | | X | CAN | - | ON | - | - | ON | ON | ON |
| | C4 | 2004 | 2010 | X | CAN | - | ON | - | - | ON | ON | ON |
| | C4 | 2004 | 2010 | X | CAN | - | ON | - | - | ON | ON | ON |
| | C4 Picasso | 2006 | | X | CAN | - | ON | - | - | ON | ON | ON |
| | C5 | 2005 | 2008 | X | CAN | - | ON | - | - | ON | ON | ON |
| | C5 | 2005 | 2008 | X | CAN | - | ON | - | - | ON | ON | ON |
| | C8 | 2005 | 2014 | X | CAN | - | ON | - | - | ON | ON | ON |
| | C8 | 2005 | 2014 | X | CAN | - | ON | - | - | ON | ON | ON |
| | Dispatch | 2007 | | X | Analogue | - | ON | ON | ON | - | ON | ON |
| | DS3 | 2009 | | X | CAN | - | ON | - | - | ON | ON | ON |
| | Evasion | 1996 | 2002 | X | Analogue | - | ON | ON | ON | - | ON | ON |
| | Jumper | 2006 | 2008 | X | CAN | - | ON | ON | ON | - | ON | ON |
| | Jumper | 2008 | 2013 | X | CAN | - | ON | ON | - | - | ON | ON |
| | Jumper | 2014 | | √ | CAN | ON | - | ON | ON | ON | ON | - |
| | Relay | 2006 | 2008 | X | CAN | - | ON | ON | ON | - | ON | ON |
| | Relay | 2008 | 2014 | X | CAN | - | ON | ON | - | - | ON | ON |
| | Relay | 2007 | | X | Analogue | - | ON | ON | ON | - | ON | ON |
| Synergie | 1996 | 2002 | X | Analogue | - | ON | ON | ON | - | ON | ON | |

Car Specific Dipswitch Settings

| | | | | | | | | | | | | | |
|------------------------|---------------------|------|------|--------------|-----------------|----------|----|----|----|----|----|----|----|
| Chevrolet | Aveo | 2002 | 2011 | √ | Analogue | - | - | ON | ON | - | ON | ON | |
| | Captiva | 2006 | 2011 | √ | Analogue | - | - | ON | ON | - | ON | ON | |
| | Daewoo Winstorm | 2008 | 2011 | √ | Analogue | - | - | ON | ON | - | ON | ON | |
| | Holden Captiva | 2008 | 2014 | √ | Analogue | - | - | ON | ON | - | ON | ON | |
| | Spark | 2010 | 2015 | √ | Analogue | - | - | ON | ON | - | - | ON | |
| | S10 | 2012 | | √ | Analogue | ON | ON | - | - | ON | - | ON | |
| | Sonic | 2013 | | √ | Analogue | - | - | ON | ON | - | - | ON | |
| | Spark | 2013 | 2015 | √ | Analogue | - | - | ON | ON | - | - | ON | |
| | | | | | √ | Analogue | - | - | ON | ON | - | - | ON |
| | | | | | √ | Analogue | - | - | ON | ON | - | - | ON |
| Fiat | 500 | 2007 | | √ | CAN | - | ON | ON | ON | ON | ON | ON | |
| | Doblo | 2009 | 2015 | √ | CAN | - | ON | ON | ON | ON | ON | ON | |
| | 500L | 2012 | | √ | CAN - Open Dash | ON | ON | ON | ON | ON | ON | - | |
| | 500L | 2012 | | √ | CAN Type 1 | - | ON | ON | ON | ON | ON | - | |
| | 500L | 2012 | | √ | CAN Type 2 | ON | - | ON | ON | ON | ON | - | |
| | 500L | 2012 | | √ | CAN Type 3 | - | - | ON | ON | ON | ON | - | |
| | Bravo | 2007 | 2014 | √ | CAN | - | ON | ON | - | ON | ON | ON | |
| | Citroen Nemo | 2007 | | √ | CAN | - | ON | ON | ON | ON | ON | ON | |
| | Dodge RAM ProMaster | 2014 | | √ | CAN | | | | | | | ON | |
| | Ducato | 2011 | 2014 | √ | CAN | - | ON | ON | ON | ON | ON | ON | |
| | Ducato | 2006 | 2008 | X | CAN | | | | | | | ON | |
| | Ducato | 2008 | 2014 | X | CAN | | | | | | | ON | |
| | Ducato | 2012 | 2014 | X | CAN | | | | | | | ON | |
| | Ducato | 2014 | 2014 | √ | CAN | | | | | | | ON | |
| | Ducato | 2007 | 2011 | X | Analogue | | ON | | | | | ON | |
| | Ducato | 2015 | | √ | CAN - Open Dash | ON | ON | ON | ON | ON | ON | - | |
| | Ducato | 2015 | | √ | CAN Type 1 | - | ON | ON | ON | ON | ON | - | |
| | Ducato | 2015 | | √ | CAN Type 2 | ON | - | ON | ON | ON | ON | - | |
| | Ducato | 2015 | | √ | CAN Type 3 | - | - | ON | ON | ON | ON | - | |
| | Fiorino | 2007 | | √ | CAN | - | ON | ON | ON | ON | ON | ON | |
| | Idea | 2006 | 2012 | √ | CAN | - | ON | ON | ON | ON | ON | ON | |
| | Multipia | 2004 | | X | Analogue | | ON | | | | | ON | |
| | Panda | 2007 | 2012 | X | CAN | - | ON | ON | - | - | ON | ON | |
| | Panda | 2004 | 2007 | X | Analogue | | ON | | | | | ON | |
| | Peugeot Bipper | 2008 | | √ | CAN | - | ON | ON | ON | ON | ON | ON | |
| | Punto | 2005 | | √ | CAN | - | ON | ON | ON | ON | ON | ON | |
| | Qubo | 2007 | | √ | CAN | - | ON | ON | ON | ON | ON | ON | |
| | Ritmo | 2007 | 2014 | √ | CAN | - | ON | ON | - | ON | ON | ON | |
| | Sedici | 2006 | 2014 | X | Analogue | | | | | | | ON | |
| | Stilo | 2001 | 2007 | √ | CAN | - | ON | ON | - | ON | ON | ON | |
| C-Max | 2003 | 2010 | X | CAN/Analogue | - | ON | - | ON | ON | ON | ON | | |
| F150 | 2004 | 2008 | X | Analogue | - | - | ON | - | - | ON | ON | | |
| Falcon AU Series 2 & 3 | 2000 | 2002 | X | Analogue | - | - | - | - | - | - | ON | | |
| Fiesta | | 2001 | X | Analogue | - | - | ON | - | - | ON | ON | | |
| Fiesta | 2005 | 2008 | X | CAN/Analogue | - | ON | - | ON | ON | ON | ON | | |
| Fiesta | 2002 | 2005 | X | Analogue | - | - | ON | - | - | ON | ON | | |
| Fiesta | 2013 | | X | Analogue | - | - | ON | - | ON | ON | - | | |
| Focus | 1998 | 2004 | X | Analogue | - | - | ON | - | - | ON | ON | | |
| Focus | 2004 | 2011 | X | CAN/Analogue | - | ON | - | ON | ON | ON | ON | | |
| Fusion | 2005 | 2012 | X | CAN/Analogue | - | ON | - | ON | ON | ON | ON | | |
| Fusion | 2002 | 2005 | X | Analogue | - | - | ON | - | - | ON | ON | | |
| Galaxy | 2000 | 2006 | X | Analogue | - | - | ON | - | - | ON | ON | | |
| Galaxy | 2006 | | X | CAN/Analogue | - | ON | - | ON | ON | ON | ON | | |
| Kuga | 2008 | 2012 | X | CAN/Analogue | - | ON | - | ON | ON | ON | ON | | |
| Mondeo | 2000 | 2004 | X | Analogue | - | - | ON | - | - | ON | ON | | |
| Mondeo | 2007 | 2014 | X | CAN/Analogue | - | ON | - | ON | ON | ON | ON | | |
| Puma | 1997 | 2002 | X | Analogue | - | - | ON | - | - | ON | ON | | |
| S-Max | 2006 | | X | CAN/Analogue | - | ON | - | ON | ON | ON | ON | | |
| Transit | 2000 | 2006 | X | Analogue | - | - | ON | - | - | ON | ON | | |
| Transit | 2006 | 2013 | X | CAN/Analogue | - | ON | - | ON | ON | ON | ON | | |
| Transit | 2013 | | X | Analogue | - | - | ON | - | ON | ON | - | | |
| Transit Connect | 2004 | 2013 | X | CAN/Analogue | - | ON | - | ON | ON | ON | ON | | |

Car Specific Dipswitch Settings

| | | | | | | | | | | | | |
|-----------------|-----------------------|------|------|----------|----------|----|----|----|----|----|----|----|
| Great Wall | Steed | 2011 | | X | Analogue | ON | - | ON | - | - | ON | ON |
| | Wingle | 2011 | | X | Analogue | ON | - | ON | - | - | ON | ON |
| | H6 | 2012 | | √ | Analogue | ON | - | - | - | - | - | ON |
| Holden | Commodore VT-VX | 1997 | 2002 | X | Analogue | ON | ON | ON | - | - | ON | ON |
| | Commodore VY-VZ | 2002 | 2007 | X | Analogue | - | - | - | - | - | ON | ON |
| Harley Davidson | Astra, Barina, Vectra | | 2004 | X | Analogue | ON | - | ON | - | - | ON | - |
| | Street Glide | 2015 | | X | CAN | - | ON | ON | - | - | ON | - |
| Honda | Amaze | 2012 | | X | Analogue | ON | ON | ON | - | ON | ON | ON |
| | City | 2008 | 2013 | X | Analogue | ON | ON | ON | - | ON | ON | ON |
| | City | 2014 | | √ | Analogue | ON | ON | - | - | ON | ON | - |
| | Civic | 2005 | 2012 | X | Analogue | ON | ON | ON | - | ON | ON | ON |
| | Civic | 2012 | | √ | CAN | ON | - | ON | - | - | - | ON |
| | CR-V | 2007 | 2009 | X | Analogue | ON | ON | ON | - | ON | ON | ON |
| | CR-V | 2005 | 2007 | X | Analogue | ON | - | ON | - | ON | ON | - |
| | Fit | 2014 | | √ | Analogue | ON | ON | - | - | ON | ON | - |
| | HR-V | 2014 | | √ | Analogue | ON | ON | - | - | ON | ON | - |
| | Jazz | 2014 | | √ | Analogue | ON | ON | - | - | ON | ON | - |
| | Jazz | 2005 | 2008 | X | Analogue | - | - | - | ON | - | ON | - |
| | S2000 | 2005 | 2009 | X | Analogue | ON | ON | ON | - | ON | ON | ON |
| S2000 | 2001 | | X | Analogue | ON | - | ON | - | ON | ON | - | |
| Hyundai | Azera | 2011 | | √ | Analogue | - | - | - | - | ON | - | ON |
| | Elantra | 2011 | | √ | Analogue | - | - | - | - | ON | - | ON |
| | i10 | 2009 | 2013 | √ | Analogue | - | - | - | - | ON | - | ON |
| | i10 | 2014 | | √ | Analogue | - | - | - | - | ON | - | ON |
| | i20 | 2009 | 2015 | √ | Analogue | - | - | - | - | ON | - | ON |
| | i20 | 2015 | | √ | Analogue | - | - | - | - | ON | - | ON |
| | i30 | 2007 | 2009 | √ | Analogue | - | - | - | - | ON | - | ON |
| | i30 | 2009 | 2012 | √ | Analogue | - | - | - | - | ON | - | ON |
| | i30 | 2012 | | √ | Analogue | - | - | - | - | ON | - | ON |
| | i30 | 2007 | 2013 | √ | Analogue | - | - | - | - | ON | - | ON |
| | i40 | 2011 | | √ | Analogue | - | - | - | - | ON | - | ON |
| | i40 | 2012 | | √ | Analogue | - | - | - | - | ON | - | ON |
| | i45 | 2009 | | √ | Analogue | - | - | - | - | ON | - | ON |
| | i800 | 2007 | | √ | Analogue | - | - | - | - | ON | - | ON |
| | ix20 | 2010 | | √ | Analogue | - | - | - | - | ON | - | ON |
| | ix35 | 2010 | | √ | Analogue | - | - | - | - | ON | - | ON |
| | ix45 | 2013 | | √ | Analogue | - | - | - | - | ON | - | ON |
| | Kia Cee'd | 2012 | | √ | Analogue | - | - | - | - | ON | - | ON |
| | Kia Optima | 2014 | | √ | Analogue | - | - | - | - | ON | - | ON |
| | Santa Fe | 2006 | 2010 | √ | Analogue | - | - | - | - | ON | - | ON |
| | Santa Fe | 2010 | 2013 | √ | Analogue | - | - | - | - | ON | - | ON |
| | Santa Fe | 2013 | | √ | Analogue | - | - | - | - | ON | - | ON |
| | Sonata | 2008 | 2010 | √ | Analogue | - | - | - | - | ON | - | ON |
| | Sonata (YF Series) | 2009 | | √ | Analogue | - | - | - | - | ON | - | ON |
| Tucson | 2010 | | √ | Analogue | - | - | - | - | ON | - | ON | |
| Isuzu | D-Max | 2012 | | √ | Analogue | ON | ON | - | - | ON | - | ON |
| | MU-X | 2014 | | √ | Analogue | ON | ON | - | - | ON | - | ON |
| | Chevrolet Colorado | 2012 | 2014 | √ | Analogue | ON | ON | - | - | ON | - | ON |
| Iveco | Daily | 2014 | | √ | CAN | - | ON | ON | ON | ON | ON | |
| Jac Motors | J3 | 2013 | | X | Analogue | ON | ON | - | ON | - | - | ON |
| Jaguar | XJ6 | 1998 | 2003 | √ | Analogue | - | - | ON | - | ON | - | ON |
| | S Type | | | √ | Analogue | ON | - | - | - | - | ON | ON |
| | S Type | 1999 | 2002 | X | Analogue | - | - | ON | - | - | ON | ON |
| Kia | X Type | 2001 | 2009 | √ | Analogue | ON | - | - | - | - | ON | ON |
| | Cee'd | 2007 | 2009 | √ | Analogue | ON | ON | ON | ON | - | ON | ON |
| | Cee'd | 2009 | 2012 | √ | Analogue | ON | ON | ON | ON | ON | - | ON |
| | Cee'd | 2013 | | √ | Analogue | ON | ON | ON | ON | - | ON | ON |
| | Picanto | 2011 | | √ | Analogue | ON | ON | ON | ON | - | ON | ON |
| | Rio | 2011 | | √ | Analogue | ON | ON | ON | ON | - | ON | ON |
| | Sorento | 2009 | 2011 | √ | Analogue | ON | ON | ON | ON | - | ON | ON |
| | Sorento | 2015 | | X | CAN | ON | ON | ON | - | - | ON | - |
| | Soul | 2009 | 2011 | √ | Analogue | ON | ON | ON | ON | ON | - | ON |
| | Soul | 2012 | | √ | Analogue | ON | ON | ON | ON | - | ON | ON |
| Lancia | Sportage | 2010 | | √ | Analogue | ON | ON | ON | ON | - | ON | ON |
| | Venga | 2009 | | √ | Analogue | ON | ON | ON | ON | ON | - | ON |
| Delta | 2009 | | √ | CAN | - | ON | ON | - | ON | ON | ON | |

Car Specific Dipswitch Settings

| | | | | | | | | | | | | |
|--------------|---------------------|------|------|----------|--------------|----|----|----|----|----|----|----|
| Land Rover | Discovery | 2001 | 2004 | X | Analogue | - | - | - | - | - | ON | ON |
| | Discovery | 2001 | 2004 | X | Analogue | - | - | - | - | - | ON | ON |
| | Discovery | 2006 | 2014 | √ | CAN | - | - | - | - | - | ON | ON |
| | Freelander | 2001 | 2003 | X | Analogue | - | - | - | - | - | ON | ON |
| | Freelander | 2006 | 2014 | √ | CAN | - | - | - | - | - | ON | ON |
| | Range Rover Sport | 2005 | 2013 | √ | CAN | - | - | - | ON | - | - | ON |
| Lifan Motors | 620 | 2009 | | X | Analogue | ON | - | ON | - | ON | - | ON |
| | 720 | 2012 | | X | Analogue | ON | - | ON | - | ON | - | ON |
| Mahindra | Scorpio | 2006 | | √ | Analogue | ON | - | ON | - | ON | ON | ON |
| Mazda | 2 | 2007 | | X | Analogue | - | ON | - | ON | - | - | ON |
| | 6 | 2007 | 2009 | X | CAN/Analogue | - | ON | - | - | - | ON | ON |
| | 3 | 2004 | 2008 | X | CAN/Analogue | - | ON | - | ON | ON | - | ON |
| | CX-7 | 2008 | 2012 | X | CAN/Analogue | - | ON | - | - | ON | - | ON |
| | CX-9 | 2007 | 2015 | X | CAN/Analogue | - | ON | - | - | ON | - | ON |
| Mercedes | A Class | 2004 | 2012 | √ | CAN | ON | - | ON | ON | ON | ON | ON |
| | B Class | 2005 | 2011 | √ | CAN | ON | - | ON | ON | ON | ON | ON |
| | C Class | 2004 | 2007 | √ | CAN | ON | - | ON | ON | ON | ON | ON |
| | C Class | 2000 | 2004 | √ | CAN | ON | - | ON | ON | ON | ON | ON |
| | C Class | 2000 | 2004 | √ | CAN | ON | - | ON | ON | ON | ON | ON |
| | C Class | 2001 | 2004 | X | CAN | - | ON | - | ON | - | ON | - |
| | CLK | 2001 | 2004 | X | CAN | - | ON | - | ON | - | ON | - |
| | E Class | 2002 | 2009 | √ | CAN | ON | - | ON | ON | ON | ON | ON |
| | ML | 2005 | 2011 | √ | CAN | ON | - | ON | ON | ON | ON | ON |
| | R Class | 2006 | 2013 | √ | CAN | ON | - | ON | ON | ON | ON | ON |
| | SLK | 2004 | 2011 | √ | CAN | ON | - | ON | ON | ON | ON | ON |
| | Sprinter | 2006 | | √ | CAN | ON | - | ON | ON | ON | ON | ON |
| | Viano | 2004 | 2015 | √ | CAN | ON | - | ON | ON | ON | ON | ON |
| | Vito | 2004 | 2015 | √ | CAN | ON | - | ON | ON | ON | ON | ON |
| | Vito | 2004 | 2015 | √ | CAN | ON | - | ON | ON | ON | ON | ON |
| | Vito | 2015 | | √ | CAN | - | - | ON | ON | - | ON | - |
| | Vivano | 2004 | 2015 | √ | CAN | ON | - | ON | ON | ON | ON | ON |
| | VW Crafter | 2012 | 2014 | √ | CAN | ON | - | ON | ON | ON | ON | ON |
| | VW Crafter | 2006 | | √ | CAN | ON | - | ON | ON | ON | ON | ON |
| Mitsubishi | ASX | 2010 | | √ | Analogue | - | ON | ON | - | ON | - | ON |
| | Attrage | 2015 | | √ | Analogue | - | ON | ON | - | ON | - | ON |
| | Citroen C4 Aircross | 2014 | | √ | Analogue | - | ON | ON | - | ON | - | ON |
| | L200 | 2015 | | √ | Analogue | - | ON | ON | - | ON | - | ON |
| | Lancer | 2007 | 2010 | √ | Analogue | ON | - | - | ON | ON | - | ON |
| | Lancer | 2010 | | √ | Analogue | - | ON | ON | - | ON | - | ON |
| | Mirage | 2013 | | √ | Analogue | - | ON | ON | - | ON | - | ON |
| | Outlander | 2007 | 2010 | √ | Analogue | ON | - | - | ON | ON | - | ON |
| | Outlander | 2010 | 2013 | √ | Analogue | - | ON | ON | - | ON | - | ON |
| | Outlander | 2013 | | √ | CAN/Analogue | ON | - | - | ON | - | - | ON |
| | Pajero | 2013 | | √ | Analogue | - | ON | ON | - | ON | - | ON |
| | Peugeot 4007 | 2007 | | √ | Analogue | ON | - | - | ON | ON | - | ON |
| | Peugeot 4008 | 2014 | | √ | Analogue | - | ON | ON | - | ON | - | ON |
| | RVR | 2010 | | √ | Analogue | - | ON | ON | - | ON | - | ON |
| | Shogun | 2013 | | √ | Analogue | - | ON | ON | - | ON | - | ON |
| | Space Star | 2015 | | √ | Analogue | - | ON | ON | - | ON | - | ON |
| Triton | 2015 | | √ | Analogue | - | ON | ON | - | ON | - | ON | |

Car Specific Dipswitch Settings

| | | | | | | | | | | | | |
|---------|------------|------|------|----------|----------|----|----|----|----|----|----|----|
| Nissan | 350Z | 2003 | | X | Analogue | ON | ON | ON | - | ON | ON | - |
| | Almera | 2000 | 2006 | X | Analogue | ON | ON | ON | - | ON | ON | - |
| | Cube | 2009 | | √ | Analogue | ON | - | ON | ON | - | - | ON |
| | Evalia | 2013 | | √ | Analogue | ON | - | ON | ON | - | - | ON |
| | Frontier | 2009 | | √ | Analogue | ON | - | ON | ON | - | - | ON |
| | Juke | 2010 | | √ | Analogue | ON | - | ON | ON | - | - | ON |
| | March | 2010 | | √ | Analogue | ON | - | ON | ON | - | - | ON |
| | Micra | 2007 | 2010 | √ | Analogue | - | - | - | ON | - | - | ON |
| | Micra | 2010 | | √ | Analogue | ON | - | ON | ON | - | - | ON |
| | Navara | 2010 | | √ | Analogue | - | - | - | ON | - | ON | ON |
| | Navara | 2009 | | √ | Analogue | ON | - | ON | ON | - | - | ON |
| | Navara | 2006 | | X | Analogue | ON | ON | ON | - | ON | ON | - |
| | Note | 2012 | | √ | Analogue | ON | - | ON | ON | - | - | ON |
| | Note | 2009 | 2012 | √ | Analogue | ON | ON | ON | ON | - | - | ON |
| | NV200 | 2013 | | √ | Analogue | ON | - | ON | ON | - | - | ON |
| | Pathfinder | 2013 | | √ | Analogue | ON | - | ON | ON | - | - | ON |
| | Primera | 2001 | 2007 | X | Analogue | ON | ON | ON | - | ON | ON | - |
| | Pulse | 2011 | | √ | Analogue | ON | - | ON | ON | - | - | ON |
| | Qashqai | 2007 | 2013 | √ | Analogue | - | - | - | ON | - | ON | ON |
| | Quest | 2010 | | √ | Analogue | ON | - | ON | ON | - | - | ON |
| | Sentra | 2013 | | √ | Analogue | ON | - | ON | ON | - | - | ON |
| | Sunny | 2012 | | √ | Analogue | ON | - | ON | ON | - | - | ON |
| | Terrano | 2001 | 2006 | X | Analogue | ON | ON | ON | - | ON | ON | - |
| | Tilda | 2007 | 2014 | √ | Analogue | ON | ON | ON | ON | - | - | ON |
| | Titan | 2009 | | √ | Analogue | ON | - | ON | ON | - | - | ON |
| | Versa | 2008 | | √ | Analogue | ON | - | ON | ON | - | - | ON |
| Xterra | 2009 | | √ | Analogue | ON | - | ON | ON | - | - | ON | |
| X-Trail | 2009 | 2014 | √ | Analogue | - | - | - | ON | - | ON | ON | |
| X-Trail | 2013 | | X | Analogue | - | ON | ON | ON | - | - | ON | |
| X-Trail | 2001 | | X | Analogue | ON | ON | ON | - | ON | ON | - | |
| X-Trail | 2001 | 2008 | X | Analogue | ON | ON | ON | - | ON | ON | - | |
| Peugeot | 108 | 2014 | | √ | Analogue | ON | ON | ON | - | ON | - | ON |
| | 206 | 1998 | 2002 | X | Analogue | - | ON | - | - | - | - | ON |
| | 207 | 2006 | 2012 | X | CAN | - | ON | - | - | ON | ON | ON |
| | 207 | 2006 | 2012 | X | CAN | - | ON | - | - | ON | ON | ON |
| | 208 | 2012 | | X | CAN | - | ON | - | - | ON | ON | ON |
| | 3008 | 2009 | | X | CAN | - | ON | - | - | ON | ON | ON |
| | 3008 | 2009 | | X | CAN | - | ON | - | - | ON | ON | ON |
| | 306 | 1998 | 2002 | X | Analogue | - | ON | - | - | - | - | ON |
| | 307 | 2005 | 2008 | X | CAN | - | ON | - | - | ON | ON | ON |
| | 307 | 2005 | 2008 | X | CAN | - | ON | - | - | ON | ON | ON |
| | 308 | 2008 | | X | CAN | - | ON | - | - | ON | ON | ON |
| | 308 | 2008 | | X | CAN | - | ON | - | - | ON | ON | ON |
| | 407 | 2004 | 2010 | X | CAN | - | ON | - | - | ON | ON | ON |
| | 407 | 2004 | 2010 | X | CAN | - | ON | - | - | ON | ON | ON |
| | 5008 | 2009 | 2013 | X | CAN | - | ON | - | - | ON | ON | ON |
| | 607 | 2004 | 2012 | X | CAN | - | ON | - | - | ON | ON | ON |
| | 607 | 2004 | 2012 | X | CAN | - | ON | - | - | ON | ON | ON |
| | 806 | 1996 | 2002 | X | Analogue | - | ON | - | - | - | ON | ON |
| | 807 | 2005 | 2014 | X | CAN | - | ON | - | - | ON | ON | ON |
| | 807 | 2005 | 2014 | X | CAN | - | ON | - | - | ON | ON | ON |
| | Boxer | 2006 | 2008 | X | CAN | - | ON | ON | ON | - | ON | ON |
| | Boxer | 2008 | 2014 | X | CAN | - | ON | ON | - | - | ON | ON |
| | Boxer | 2014 | | √ | CAN | ON | - | ON | ON | ON | ON | - |
| | Boxer | 2015 | | X | CAN | - | - | ON | ON | ON | ON | - |
| | Partner | 2008 | | X | CAN | - | ON | - | - | ON | ON | ON |
| | RCZ | 2010 | | X | CAN | - | ON | - | - | ON | ON | ON |
| Porsche | Cayenne | 2002 | 2007 | X | CAN | ON | ON | - | ON | ON | ON | ON |
| | Cayenne | 2007 | 2010 | X | CAN | ON | ON | - | ON | ON | ON | ON |
| Proton | GEN-2 | 2004 | | X | Analogue | ON | ON | ON | - | - | ON | ON |

Car Specific Dipswitch Settings

| | | | | | | | | | | | | |
|---------|----------|------|------|----------|----------|----|----|----|----|----|----|----|
| Renault | Clio | 2005 | 2009 | x | CAN | - | - | - | ON | ON | ON | ON |
| | Clio | 2009 | 2013 | √ | CAN | - | - | - | - | ON | ON | ON |
| | Fluence | 2010 | | √ | CAN | - | - | - | - | ON | ON | ON |
| | Laguna | 2005 | 2007 | x | CAN | - | - | - | ON | ON | ON | ON |
| | Laguna | 2008 | | √ | CAN | - | - | - | - | ON | ON | ON |
| | Megane | 2005 | 2008 | x | CAN | - | - | - | ON | ON | ON | ON |
| | Megane | 2008 | 2012 | √ | CAN | - | - | - | - | ON | ON | ON |
| | Modus | 2005 | 2012 | x | CAN | - | - | - | ON | ON | ON | ON |
| | Scala | 2011 | | x | Analogue | ON | - | ON | ON | - | - | ON |
| | Scenic | 2005 | 2009 | x | CAN | - | - | - | ON | ON | ON | ON |
| | Scenic | 2009 | | √ | CAN | - | - | - | - | ON | ON | ON |
| | Trafic | 2006 | | x | CAN | - | - | - | ON | ON | ON | ON |
| | Trafic | 2010 | 2013 | √ | CAN | - | - | - | - | ON | ON | ON |
| | Twingo | 2007 | 2009 | x | CAN | - | - | - | ON | ON | ON | ON |
| Wind | 2010 | 2013 | √ | CAN | - | - | - | - | ON | ON | ON | |
| Rover | 25 | 2000 | 2005 | x | Analogue | - | - | - | - | ON | ON | - |
| | 25 | 2000 | 2005 | x | Analogue | - | - | - | - | ON | ON | ON |
| | 45 | 2000 | 2005 | x | Analogue | - | - | - | - | ON | ON | - |
| | 45 | 2000 | 2005 | x | Analogue | - | - | - | - | ON | ON | ON |
| | 75 | 2000 | 2004 | x | Analogue | - | - | - | - | - | ON | ON |
| | 75 | 2000 | 2005 | x | Analogue | - | - | - | - | ON | ON | - |
| | 75 | 2000 | 2005 | x | Analogue | - | - | - | - | ON | ON | ON |
| | ZR | 2001 | 2005 | x | Analogue | - | - | - | - | ON | ON | - |
| | ZS | 2001 | 2005 | x | Analogue | - | - | - | - | ON | ON | - |
| | ZT | 2001 | 2005 | x | Analogue | - | - | - | - | ON | ON | - |
| Saab | 9-3 | 1998 | 2002 | x | Analogue | ON | ON | ON | ON | - | ON | - |
| | 9-5 | 1998 | 2002 | x | Analogue | ON | ON | ON | ON | - | ON | - |
| Scania | R 480 | 2004 | 2015 | x | CAN | ON | - | - | ON | ON | ON | ON |
| Skoda | Fabia | 2013 | | x | CAN | ON | ON | - | - | ON | ON | ON |
| | Fabia | 2007 | 2014 | √ | CAN | ON | ON | - | - | ON | ON | ON |
| | Octavia | 2008 | 2013 | x | CAN | ON | ON | - | - | ON | ON | ON |
| | Octavia | 2004 | 2008 | √ | CAN | ON | ON | - | - | ON | ON | ON |
| | Rapid | 2010 | | x | CAN | ON | ON | - | - | ON | ON | ON |
| | Roomster | 2008 | 2015 | √ | CAN | ON | ON | - | - | ON | ON | ON |
| | Superb | 2008 | 2013 | x | CAN | ON | ON | - | - | ON | ON | ON |
| | Yeti | 2010 | 2014 | x | CAN | ON | ON | - | - | ON | ON | ON |
| Seat | Altea | 2004 | 2015 | √ | CAN | ON | ON | - | - | ON | ON | ON |
| | Alhambra | 2015 | | √ | CAN | ON | ON | - | - | ON | ON | ON |
| | Exeo | 2009 | 2013 | √ | CAN | ON | ON | - | ON | ON | ON | ON |
| | Exeo | 2009 | 2013 | √ | CAN | ON | ON | - | ON | ON | ON | ON |
| | Ibiza | 2008 | | √ | CAN | ON | ON | - | - | ON | ON | ON |
| | Leon | 2005 | 2014 | √ | CAN | ON | ON | - | - | ON | ON | ON |
| | Toledo | 2004 | | √ | CAN | ON | ON | - | - | ON | ON | ON |
| Subaru | Forester | 2007 | 2011 | √ | Analogue | ON | - | - | - | ON | ON | ON |
| | Forester | 2012 | | √ | Analogue | ON | - | - | - | ON | - | ON |
| | Forester | 2015 | | √ | Analogue | - | ON | ON | ON | - | ON | - |
| | Impreza | 2007 | 2012 | √ | Analogue | ON | - | - | - | ON | ON | ON |
| | Impreza | 2012 | 2015 | √ | Analogue | ON | - | - | - | ON | - | ON |
| | Impreza | 2015 | | √ | Analogue | - | ON | ON | ON | - | ON | - |
| | Outback | 2012 | | √ | Analogue | ON | - | - | - | ON | - | ON |
| | XV | 2012 | 2015 | √ | Analogue | ON | - | - | - | ON | - | ON |
| XV | 2015 | | √ | Analogue | - | ON | ON | ON | - | ON | - | |

Car Specific Dipswitch Settings

| | | | | | | | | | | | | |
|-----------|-------------------|------|------|----------|----------|----|----|----|----|----|----|----|
| SaangYong | Actyon | 2006 | | X | Analogue | - | - | - | ON | ON | - | ON |
| | Actyon | 2012 | | √ | Analogue | - | - | ON | ON | ON | - | ON |
| | Korando | 2010 | | √ | Analogue | ON | - | - | ON | ON | - | ON |
| | Korando | 2010 | | X | Analogue | - | - | - | ON | ON | - | ON |
| | Korando Sport | 2012 | | X | Analogue | - | - | - | ON | ON | - | ON |
| | Korando Sport | 2012 | | √ | Analogue | - | - | ON | ON | ON | - | ON |
| | Rexton | 2007 | 2012 | X | Analogue | - | - | - | ON | ON | - | ON |
| | Rexton | 2007 | | √ | Analogue | - | - | ON | ON | ON | - | ON |
| | Rexton W | 2013 | | √ | Analogue | - | - | ON | ON | ON | - | ON |
| | Rodius | 2013 | | X | Analogue | - | - | - | ON | ON | - | ON |
| | Rodius Turismo | 2013 | | √ | Analogue | - | - | ON | ON | ON | - | ON |
| | Stavic | 2013 | | √ | Analogue | - | - | ON | ON | ON | - | ON |
| | Tivoli EX / ELX | 2015 | | √ | Analogue | - | - | - | ON | ON | ON | - |
| | Tivoli SE | 2015 | | √ | Analogue | ON | ON | ON | - | ON | ON | - |
| Suzuki | Dzire | 2008 | 2010 | X | Analogue | ON | - | - | ON | - | ON | ON |
| | Chevrolet Tracker | | 2009 | X | Analogue | ON | - | - | ON | - | ON | ON |
| | Ertiga | 2012 | 2015 | √ | Analogue | ON | - | - | ON | - | ON | ON |
| | Grand Nomade | | 2009 | X | Analogue | ON | - | - | ON | - | ON | ON |
| | Grand Vitara | 2005 | 2011 | X | Analogue | ON | - | - | ON | - | ON | ON |
| | Grand Vitara | 2011 | 2015 | √ | Analogue | ON | - | - | ON | - | ON | ON |
| | Ritz | 2009 | | X | Analogue | ON | - | - | ON | - | ON | ON |
| | Splash | 2009 | | X | Analogue | ON | - | - | ON | - | ON | ON |
| | Swift | 2006 | 2011 | X | Analogue | ON | - | - | ON | - | ON | ON |
| | Swift | 2011 | | √ | Analogue | ON | - | - | ON | - | ON | ON |
| | SX4 | 2006 | | X | Analogue | ON | - | - | ON | - | ON | ON |
| | SX4 S-Cross | 2013 | | √ | Analogue | ON | - | - | ON | - | ON | ON |
| | Vauxhall Agila | 2009 | 2015 | X | Analogue | ON | - | - | ON | - | ON | ON |
| Vitara | 2015 | | √ | Analogue | ON | - | - | ON | - | ON | ON | |
| Tata | Indigo | 2006 | | √ | Analogue | - | ON | - | ON | - | ON | ON |
| | Manza | 2012 | | √ | Analogue | - | ON | - | ON | - | ON | ON |
| | Vista | 2012 | | √ | Analogue | - | ON | - | ON | - | ON | ON |
| Toyota | HiRunner | 2002 | | √ | Analogue | ON | ON | ON | - | ON | - | ON |
| | Avanza | 2003 | | √ | Analogue | ON | ON | ON | - | ON | - | ON |
| | Avensis | 2001 | 2011 | √ | Analogue | ON | ON | ON | - | ON | - | ON |
| | Avensis | 2011 | | √ | Analogue | ON | ON | ON | - | ON | - | ON |
| | Aygo | 2014 | | √ | Analogue | ON | ON | ON | - | ON | - | ON |
| | Corolla | 2001 | 2011 | √ | Analogue | ON | ON | ON | - | ON | - | ON |
| | Corolla | 2011 | | √ | Analogue | ON | ON | ON | - | ON | - | ON |
| | Estima | 2006 | | √ | Analogue | ON | ON | ON | - | ON | - | ON |
| | Fortuner | 2005 | | √ | Analogue | ON | ON | ON | - | ON | - | ON |
| | Hilux | 2012 | | √ | Analogue | ON | ON | ON | - | ON | - | ON |
| | Innova | 2006 | | √ | Analogue | ON | ON | ON | - | ON | - | ON |
| | Innova | 2011 | | √ | Analogue | ON | ON | ON | - | ON | - | ON |
| | Landcruiser | 2007 | | √ | Analogue | ON | ON | ON | - | ON | - | ON |
| | Lexus GX Series | 2003 | 2009 | √ | Analogue | ON | ON | ON | - | ON | - | ON |
| | Matrix | 2003 | | √ | Analogue | ON | ON | ON | - | ON | - | ON |
| | Prado | 2007 | | √ | Analogue | ON | ON | ON | - | ON | - | ON |
| | Previa | 2006 | | √ | Analogue | ON | ON | ON | - | ON | - | ON |
| | RAV4 | 2001 | 2011 | √ | Analogue | ON | ON | ON | - | ON | - | ON |
| | RAV4 | 2011 | | √ | Analogue | ON | ON | ON | - | ON | - | ON |
| | Rush | 2006 | 2011 | √ | Analogue | ON | ON | ON | - | ON | - | ON |
| | Rush | 2011 | | √ | Analogue | ON | ON | ON | - | ON | - | ON |
| Verso | 2011 | | √ | Analogue | ON | ON | ON | - | ON | - | ON | |
| Vios | 2006 | | √ | Analogue | ON | ON | ON | - | ON | - | ON | |
| Yaris | 2001 | 2011 | √ | Analogue | ON | ON | ON | - | ON | - | ON | |
| Yaris | 2011 | | √ | Analogue | ON | ON | ON | - | ON | - | ON | |
| Volvo | S60 | 2000 | 2004 | X | CAN | ON | - | ON | ON | - | ON | - |
| | V70 | 2000 | 2004 | X | CAN | ON | - | ON | ON | - | ON | - |

Car Specific Dipswitch Settings

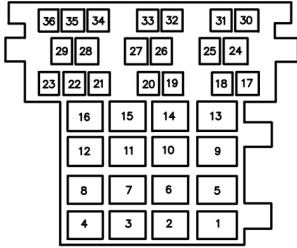
| | | | | | | | | | | | | |
|---------------|-------------------------|------|------|---|----------|----|----|----|----|----|----|----|
| vw | Amarok | 2010 | | √ | CAN | ON | ON | - | ON | ON | - | ON |
| | EOS | 2006 | 2015 | √ | CAN | ON | ON | - | ON | ON | - | ON |
| | Beetle | 2015 | | √ | CAN | ON | ON | - | ON | ON | - | ON |
| | Caddy | 2015 | | √ | CAN | ON | ON | - | ON | ON | - | ON |
| | Crafter | 2006 | | √ | CAN | ON | - | ON | ON | ON | ON | ON |
| | Crafter | 2014 | | √ | CAN | ON | - | ON | ON | ON | ON | ON |
| | Fusca | 2005 | 2011 | √ | CAN | ON | ON | - | ON | ON | - | ON |
| | Gol | 2012 | | √ | CAN | - | - | ON | - | - | - | ON |
| | Golf | 2003 | 2013 | √ | CAN | ON | ON | - | ON | ON | - | ON |
| | Jetta | 2005 | 2015 | √ | CAN | ON | ON | - | ON | ON | - | ON |
| | Jetta | 2015 | | √ | CAN | ON | ON | - | ON | ON | - | ON |
| | Magotan | 2005 | 2011 | √ | CAN | ON | ON | - | ON | ON | - | ON |
| | Multivan | 2003 | 2009 | X | CAN | ON | ON | - | - | - | ON | ON |
| | Passat | 2005 | 2015 | √ | CAN | ON | ON | - | ON | ON | - | ON |
| | Polo | 2005 | 2014 | √ | CAN | ON | ON | - | ON | ON | - | ON |
| | Sagitar | 2005 | 2011 | √ | CAN | ON | ON | - | ON | ON | - | ON |
| | Scirocco | 2008 | 2015 | √ | CAN | ON | ON | - | ON | ON | - | ON |
| | Sharan | 2015 | | √ | CAN | ON | ON | - | ON | ON | - | ON |
| | Suran | 2009 | | √ | CAN | ON | ON | - | ON | ON | - | ON |
| | T-6 | 2015 | | √ | CAN | ON | ON | - | ON | ON | - | ON |
| | Tiguan | 2007 | 2015 | √ | CAN | ON | ON | - | ON | ON | - | ON |
| | Tiguan | 2015 | | √ | CAN | ON | ON | - | ON | ON | - | ON |
| | Touareg | 2003 | 2010 | X | CAN | ON | ON | - | - | - | ON | ON |
| | Touran | 2003 | 2015 | √ | CAN | ON | ON | - | ON | ON | - | ON |
| | Transporter | 2003 | 2015 | √ | CAN | ON | ON | - | ON | ON | - | ON |
| | Vento | 2005 | 2011 | √ | CAN | ON | ON | - | ON | ON | - | ON |
| Vauxhall/Opel | Astra | 1998 | 2004 | X | Analogue | - | - | ON | - | ON | ON | ON |
| | Antara | 2006 | 2010 | √ | CAN | - | - | ON | ON | ON | ON | ON |
| | Antara | 2010 | | X | CAN | ON | ON | - | ON | - | ON | - |
| | Astra | 2004 | 2010 | √ | CAN | - | - | ON | ON | ON | ON | ON |
| | Astra Classic | 2004 | 2009 | X | Analogue | - | - | ON | - | ON | ON | ON |
| | Chevrolet Astra | 1998 | 2011 | X | Analogue | - | - | ON | - | ON | ON | ON |
| | Chevrolet Celta | 2002 | 2010 | X | Analogue | - | - | ON | - | ON | ON | ON |
| | Chevrolet Corsa Classic | 2002 | 2010 | X | Analogue | - | - | ON | - | ON | ON | ON |
| | Chevrolet Urban | 1998 | 2011 | X | Analogue | - | - | ON | - | ON | ON | ON |
| | Chevrolet Vectra | 2005 | 2011 | X | Analogue | - | - | ON | - | ON | ON | ON |
| | Chevrolet Viva | 1998 | 2011 | X | Analogue | - | - | ON | - | ON | ON | ON |
| | Corsa | 2000 | 2006 | X | Analogue | - | - | ON | - | ON | ON | ON |
| | Corsa | 2005 | 2009 | √ | CAN | - | - | ON | ON | ON | ON | ON |
| | Holden Barina | 2000 | 2005 | X | Analogue | - | - | ON | - | ON | ON | ON |
| | Meriva | 2003 | 2007 | X | Analogue | - | - | ON | - | ON | ON | ON |
| | Meriva | 2007 | 2010 | √ | CAN | - | - | ON | ON | ON | ON | ON |
| | Omega | 2000 | 2004 | X | Analogue | - | - | ON | - | ON | ON | ON |
| | Signum | 2005 | 2008 | √ | CAN | - | - | ON | ON | ON | ON | ON |
| | Suzuki Fun | 2002 | 2010 | X | Analogue | - | - | ON | - | ON | ON | ON |
| | Tigra | 2005 | 2009 | √ | CAN | - | - | ON | ON | ON | ON | ON |
| | Vectra | 1998 | 2004 | X | Analogue | - | - | ON | - | ON | ON | ON |
| | Vectra | 2004 | 2008 | √ | CAN | - | - | ON | ON | ON | ON | ON |
| | Vivaro | 2002 | 2007 | X | Analogue | - | - | ON | - | ON | ON | ON |
| | Vivaro | 2011 | 2013 | √ | CAN | - | - | - | - | ON | ON | ON |
| | Zafira | 1999 | 2005 | X | Analogue | - | - | ON | - | ON | ON | ON |
| | Zafira | 2005 | 2014 | √ | CAN | - | - | ON | ON | ON | ON | ON |

Car Specific Wiring Information

All connectors are shown from the terminal side and NOT the wire side



Mini-ISO Vehicles

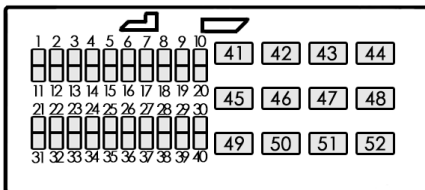


| 147/GT CAN-Bus | |
|-----------------|------------|
| Interface Wire | Pin Number |
| Analogue 1 | 20 |
| Analogue 2 | 33 |
| Analogue Ground | 27 |
| CAN High | 5 |
| CAN Low | 6 |
| Batt 12V | 2 |
| Ground | 4 |

| 147/156/GT Analogue | |
|---------------------|------------|
| Interface Wire | Pin Number |
| Analogue 1 | 20 |
| Analogue 2 | 33 |
| Analogue Ground | 27 |
| Batt 12V | 2 |
| Ground | 4 |

| 159/Brera/Giulietta/Mito | |
|--------------------------|------------|
| Interface Wire | Pin Number |
| CAN High | 5 |
| CAN Low | 6 |
| Batt 12V | 2 |
| Ground | 4 |

Giulietta/Mito/4C OEM Specific



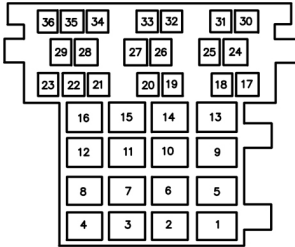
| Giulietta/Mito/4C | |
|-------------------|------------|
| Interface Wire | Pin Number |
| CAN High | 2 |
| CAN Low | 12 |
| Batt 12V | 44 |
| Ground | 43 |

Car Specific Wiring Information

All connectors are shown from the terminal side and NOT the wire side

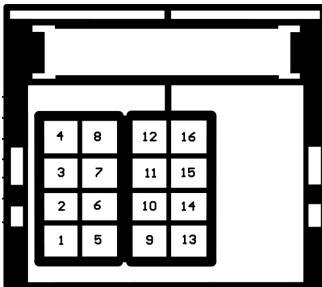


Mini-ISO Vehicles



| CAN-Bus Vehicles | |
|------------------|------------|
| Interface Wire | Pin Number |
| CAN High | 32 |
| CAN Low | 27 |
| Batt 12V | 8 |
| Ground | 4 |

Audi CAN-Bus Quadlock




| Audi CAN-Bus Quadlock | |
|-----------------------|------------|
| Interface Wire | Pin Number |
| CAN High | 9 |
| CAN Low | 10 |
| Batt 12V | 15 |
| Ground | 12 |



17 Way Round Pin i-Bus Vehicles

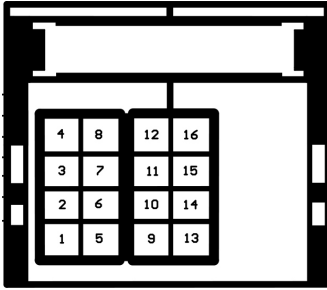
*Note that the Batt 12V wire should be connected directly to the vehicle battery as the vehicle connector does not have a permanent 12V feed.



| 17 Way i-Bus Vehicles | |
|-----------------------|------------|
| Interface Wire | Pin Number |
| Analogue 2 | 14 |
| Batt 12V | 11 |
| Ground | 10 |

Car Specific Wiring Information

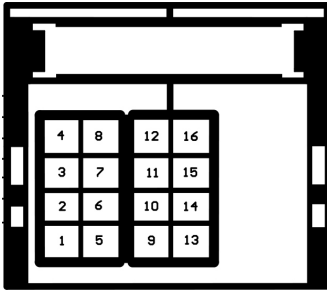
BMW Continued... 40 Way Flat Pin Quadlock
i-Bus Vehicles



| 40 Way i-Bus Vehicles | |
|-----------------------|------------|
| Interface Wire | Pin Number |
| Analogue 2 | 9 |
| Batt 12V | 15 |
| Ground | 12 |

*Note that BMW i-Bus vehicles require a 4k7 resistor putting between the Batt 12V wire and the i-Bus wire (Analogue 2).

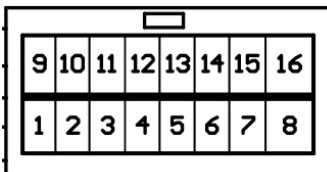
Quadlock
CAN-Bus Vehicles



| Quadlock CAN-Bus Vehicles | |
|---------------------------|-------------|
| Interface Wire | Pin Number |
| CAN High | 11 |
| CAN Low | 9 |
| Batt 12V | To Battery* |
| Ground | 12 |



16 Way Kenwood
Connector



| Chery Tigo | |
|-----------------|------------|
| Interface Wire | Pin Number |
| Analogue 1 | 2 |
| Analogue Ground | 5 |
| Batt 12V | 8 |
| Ground | 16 |

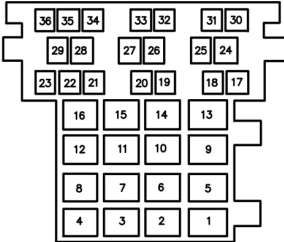
Car Specific Wiring Information

All connectors are shown from the terminal side and NOT the wire side

CHRYSLER



Mini-ISO Connector

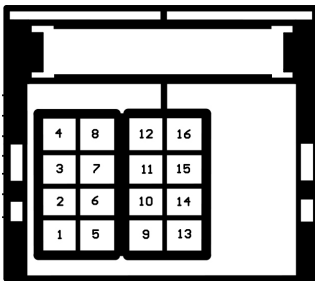


| Chrysler Delta | |
|----------------|------------|
| Interface Wire | Pin Number |
| CAN High | 5 |
| CAN Low | 6 |
| Batt 12V | 2 |
| Ground | 4 |



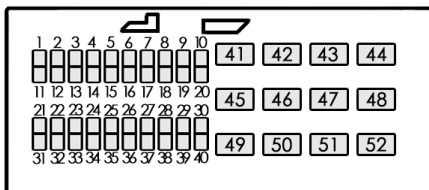
CITROËN

Quadlock
CAN-Bus Vehicles



| Quadlock CAN-Bus Vehicles | |
|---------------------------|------------|
| Interface Wire | Pin Number |
| CAN High | 10 |
| CAN Low | 13 |
| Batt 12V | 12 |
| Ground | 16 |

Jumper OEM Specific

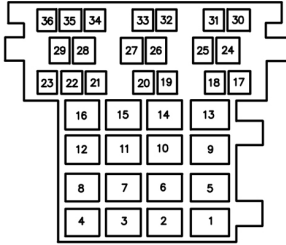


| Jumper CAN-Bus 2014> | |
|----------------------|------------|
| Interface Wire | Pin Number |
| CAN High | 2 |
| CAN Low | 12 |
| Batt 12V | 44 |
| Ground | 43 |

Car Specific Wiring Information

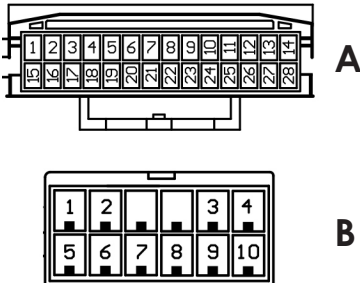
Citroën Continued...

Mini-ISO Connector



| Relay/Jumper 2006-2008 Relay/Jumper 2008-2013 Evasion/Synergie 2006-2002 Dispatch 2007 | |
|---|------------|
| Interface Wire | Pin Number |
| Analogue 1 | 20 |
| Analogue 2 | 33 |
| Analogue Ground | 27 |
| CAN High | 5 |
| CAN Low | 6 |
| Batt 12V | 2 |
| Ground | 4 |

C1 OEM Specific



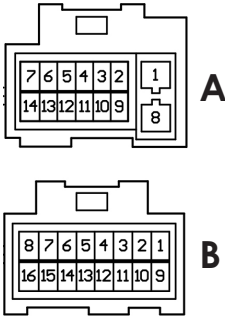
| C1 | |
|-----------------|------------|
| Interface Wire | Pin Number |
| Analogue 1 | A20 |
| Analogue 2 | A19 |
| Analogue Ground | A21 |
| Batt 12V | B4 |
| Ground | B7 |

Car Specific Wiring Information

All connectors are shown from the terminal side and NOT the wire side



Fujitsu Ten Specific Connector



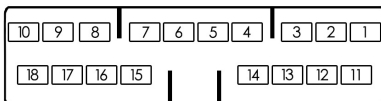
| Aveo, Captiva, Daewoo Winstorm, Holden Captiva | |
|---|------------|
| Interface Wire | Pin Number |
| Analogue 2 | B12 |
| Analogue Ground | A12 |
| Batt 12V | A1 |
| Ground | A8 |

White S10 Connector



| S10 | |
|-----------------|------------|
| Interface Wire | Pin Number |
| Analogue 1 | 5 |
| Analogue Ground | 13 |
| Batt 12V | 14 |
| Ground | 10 |

White Spark Connector

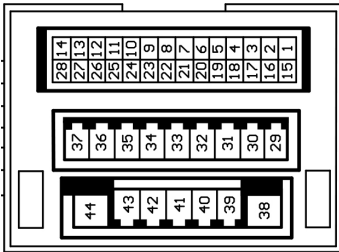


| Spark 2010-2012 | |
|-----------------|------------|
| Interface Wire | Pin Number |
| Analogue 1 | 8 |
| Analogue Ground | 5 |
| Batt 12V | 15 |
| Ground | 6 |

Car Specific Wiring Information

Chevrolet Continued...

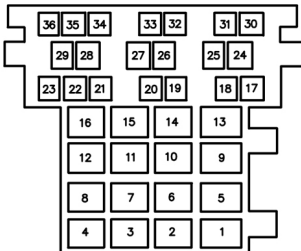
Spark/Sonic OEM Specific



| Spark, Sonic | |
|-----------------|------------|
| Interface Wire | Pin Number |
| Analogue 2 | 19 |
| Analogue Ground | 5 |
| Batt 12V | 44 |
| Ground | 38 |



Mini-ISO Connector



| 500, Qubo, Punto, Ducato, Fiorino, Idea, Doblo | |
|--|------------|
| Interface Wire | Pin Number |
| CAN High | 5 |
| CAN Low | 6 |
| Batt 12V | 2 |
| Ground | 4 |

| Panda | |
|-----------------|------------|
| Interface Wire | Pin Number |
| CAN High | 5 |
| CAN Low | 6 |
| Analogue 1 | 20 |
| Analogue 2 | 33 |
| Analogue Ground | 27 |
| Batt 12V | 2 |
| Ground | 4 |

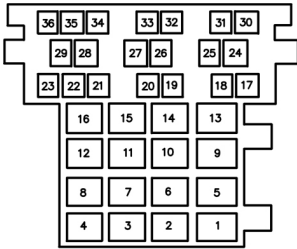
| Ducato <2008 | |
|-----------------|------------|
| Interface Wire | Pin Number |
| Analogue 1 | 20 |
| Analogue 2 | 33 |
| Analogue Ground | 27 |
| CAN High | 5 |
| CAN Low | 6 |
| Batt 12V | 2 |
| Ground | 4 |

Car Specific Wiring Information

All connectors are shown from the terminal side and NOT the wire side

Fiat Continued...

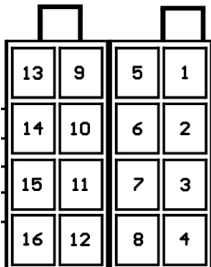
Mini-ISO Connector



| Ducato 2008> | |
|----------------|------------|
| Interface Wire | Pin Number |
| CAN High | 5 |
| CAN Low | 6 |
| Batt 12V | 2 |
| Ground | 4 |

| Ducato 07-11, Multipla 04, Panda 04-07 | |
|---|------------|
| Interface Wire | Pin Number |
| Analogue 1 | 17 |
| Analogue 2 | 30 |
| Analogue Ground | 24 |
| Batt 12V | 8 |
| Ground | 4 |

8 Way ISO Connector

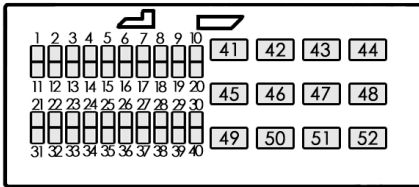


| Bravo, Ritmo, Stilo | |
|---------------------|------------|
| Interface Wire | Pin Number |
| Analogue 1 | 5 |
| Analogue 2 | 1 |
| Analogue Ground | 4 |
| Batt 12V | 8 |
| Ground | 4 |

Car Specific Wiring Information

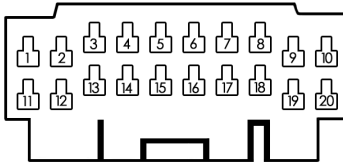
Fiat Continued...

OEM Specific Connector



| 500L, RAM Promaster, Ducato 2014> | |
|-----------------------------------|------------|
| Interface Wire | Pin Number |
| CAN High | 2 |
| CAN Low | 12 |
| Batt 12V | 44 |
| Ground | 43 |

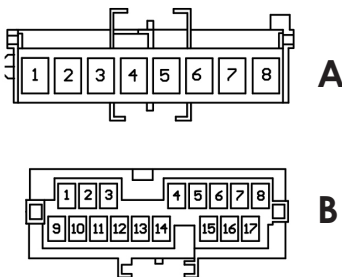
Sedici OEM Connector



| Sedici 2006-2014 | |
|------------------|------------|
| Interface Wire | Pin Number |
| Analogue 1 | 8 |
| Analogue 2 | 19 |
| Analogue Ground | 20 |
| Batt 12V | 1 |
| Ground | 11 |



Old Style Analogue Vehicles



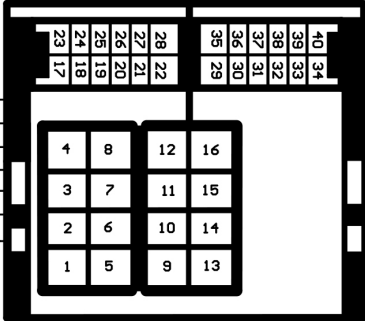
| Old Style Analogue | |
|--------------------|------------|
| Interface Wire | Pin Number |
| Analogue 1 | B5 |
| Analogue Ground | B6 |
| Batt 12V | A3 |
| Ground | A8 |

Car Specific Wiring Information

All connectors are shown from the terminal side and NOT the wire side

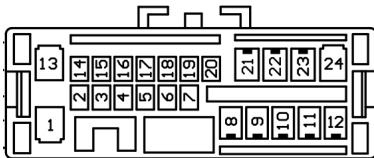
Ford Continued...

Quadlock CAN-Bus Vehicles



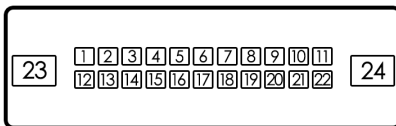
| Quadlock CAN-Bus Vehicles | |
|---------------------------|------------|
| Interface Wire | Pin Number |
| CAN High | 9 |
| CAN Low | 10 |
| Analogue 1 | 22 |
| Analogue Ground | 24 |
| Batt 12V | 15 |
| Ground | 12 |

Fiesta/F150/Fusion



| Fiesta 02-05, F150 04-08, Fusion 02-05 Analogue | |
|--|------------|
| Interface Wire | Pin Number |
| Analogue 1 | 18 |
| Analogue Ground | 19 |
| Batt 12V | 1 |
| Ground | 13 |

Fiesta/Transit (Vehicles without Display)

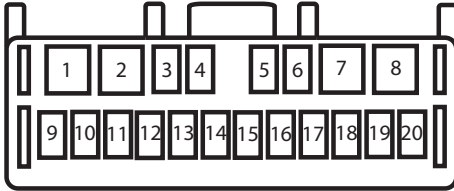


| Fiesta, Transit | |
|-----------------|------------|
| Interface Wire | Pin Number |
| Analogue 1 | 4 |
| Analogue Ground | 16 |
| Batt 12V | 24 |
| Ground | 23 |

Car Specific Wiring Information

All connectors are shown from the terminal side and NOT the wire side

Ford Continued...



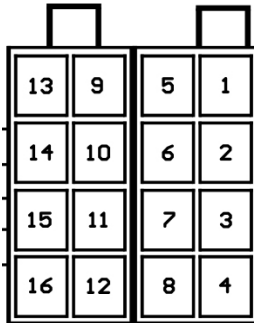
Ford AU series II & III

| Interface Wire | Pin Number |
|----------------|------------|
| Analogue 1 | 19 |
| Analogue 2 | 20 |
| Batt 12V | 1 |
| Ground | 8 |



Great Wall

8 Way ISO Connector



Steed, Wingle

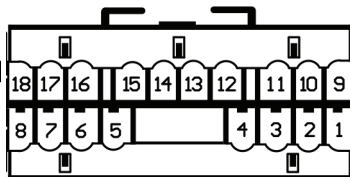
| Interface Wire | Pin Number |
|-----------------|------------|
| Analogue 2 | 1 |
| Analogue Ground | 5 |
| Batt 12V | 8 |
| Ground | 4 |

H6

| Interface Wire | Pin Number |
|-----------------|------------|
| Analogue 1 | 6 |
| Analogue 2 | 1 |
| Analogue Ground | 5 |
| Batt 12V | 8 |
| Ground | 4 |



HOLDEN



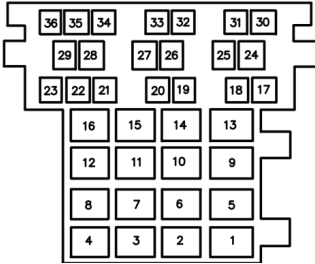
Holden VT, VX

| Interface Wire | Pin Number |
|-----------------|------------|
| Analogue2 | 9 |
| Analogue Ground | 16 |
| Batt 12V | 18 |
| Ground | 16 |

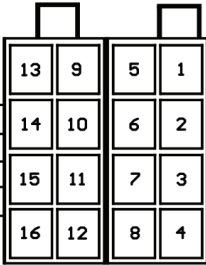
Car Specific Wiring Information

All connectors are shown from the terminal side and NOT the wire side

Holden
Continued...



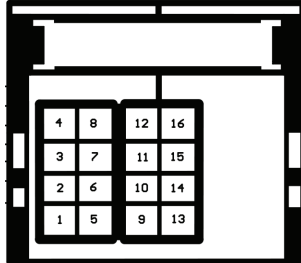
| Holden VY, VZ, Monaro | |
|-----------------------|------------|
| Interface Wire | Pin Number |
| Analogue 1 | 20 |
| Analogue Ground | 27 |
| Batt 12V | 8 |
| Ground | 4 |



Astra Barina
Analogue

| Astra / Barina Analogue | |
|-------------------------|------------|
| Interface Wire | Pin Number |
| Analogue 1 | 1 |
| Analogue Ground | 7 |
| Batt 12V | 8 |
| Ground | 4 |

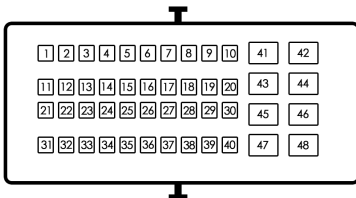
Astra Barina
CAN-Bus



| Astra / Barina CAN-Bus | |
|------------------------|------------|
| Interface Wire | Pin Number |
| CAN High | 9 |
| CAN Low | 10 |
| Batt 12V | 15 |
| Ground | 12 |



Street Glide OEM



| Street Glide | |
|----------------|------------|
| Interface Wire | Pin Number |
| CAN High | 1 |
| CAN Low | 11 |
| Batt 12V | 46 |
| Ground | 45 |

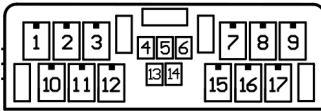
Car Specific Wiring Information

All connectors are shown from the terminal side and NOT the wire side

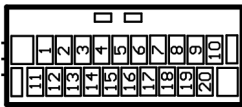


HONDA

Analogue Vehicles



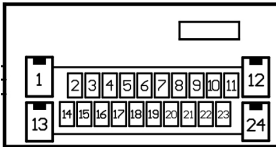
A



B

| Analogue | |
|-----------------|------------|
| Interface Wire | Pin Number |
| Analogue 1 | B4 |
| Analogue Ground | B5 |
| Batt 12V | A10 |
| Ground | A1 |

Civic CAN-Bus 2012>



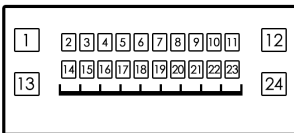
A



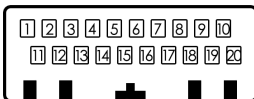
B

| Civic CAN-Bus 2012> | |
|---------------------|------------|
| Interface Wire | Pin Number |
| CAN High | B13 |
| CAN Low | B3 |
| Batt 12V | A13 |
| Ground | A1 |

City/Fit/HR-V/Jazz OEM Specific



A



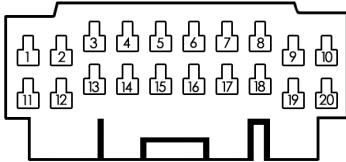
B

| City, Fit, HR-V, Jazz 14> | |
|---------------------------|------------|
| Interface Wire | Pin Number |
| Analogue 1 | A21 |
| Analogue 2 | B12 |
| Analogue Ground | A8 |
| Batt 12V | A13 |

Car Specific Wiring Information

Honda Continued...

CR-V/S2000/Jazz OEM Specific



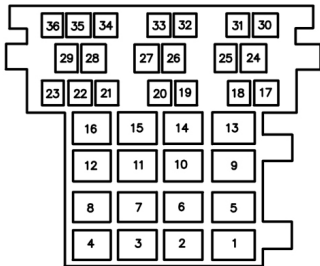
| CR-V 05-07, S2000 2001> | |
|-------------------------|------------|
| Interface Wire | Pin Number |
| Analogue 1 | 8 |
| Analogue Ground | 7 |
| Batt 12V | 1 |
| Ground | 11 |

| Jazz 05-08 | |
|-----------------|------------|
| Interface Wire | Pin Number |
| Analogue 1 | 8 |
| Analogue Ground | 20 |
| Batt 12V | 1 |
| Ground | 11 |

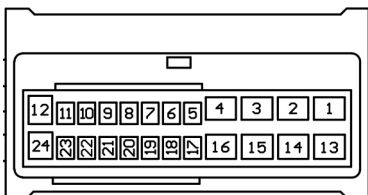


HYUNDAI

Mini-ISO Connector



Santa Fe 2006-2010



| Mini-ISO Vehicles | |
|-------------------|------------|
| Interface Wire | Pin Number |
| Analogue 2 | 19 |
| Analogue Ground | 20 |
| Batt 12V | 8 |
| Ground | 4 |

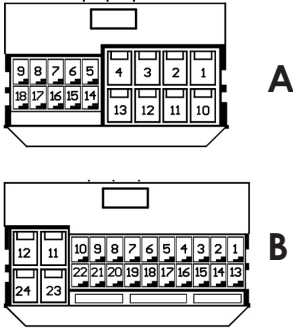
| Santa Fe 2006-2010 | |
|--------------------|------------|
| Interface Wire | Pin Number |
| Analogue 2 | 6 |
| Analogue Ground | 18 |
| Batt 12V | 12 |
| Ground | 24 |

Car Specific Wiring Information

All connectors are shown from the terminal side and NOT the wire side

Hyundai Continued...

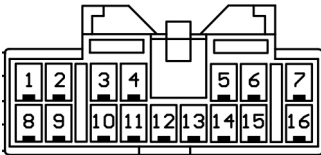
Hyundai White Connector



| Hyundai White Connector | |
|-------------------------|------------|
| Interface Wire | Pin Number |
| Analogue 2 | B4 |
| Analogue Ground | B17 |
| Batt 12V | B12 |
| Ground | B24 |

ISUZU

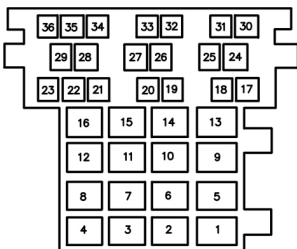
D-Max Connector



| D-Max 12>, MU-X 14>, Chevrolet Colorado 12-14 | |
|---|------------|
| Interface Wire | Pin Number |
| Analogue 1 | 5 |
| Analogue Ground | 13 |
| Batt 12V | 14 |

IVECO

Daily Connector

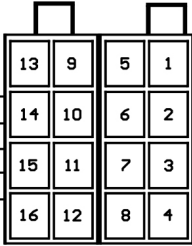


| Daily | |
|----------------|------------|
| Interface Wire | Pin Number |
| CAN High | 5 |
| CAN Low | 6 |
| Batt 12V | 2 |
| Ground | 4 |

Car Specific Wiring Information



8 Way ISO Connector

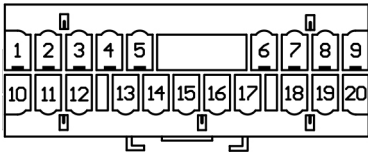


| J3 2013> | |
|-----------------|------------|
| Interface Wire | Pin Number |
| Analogue 1 | 1 |
| Analogue Ground | 6 |
| Batt 12V | 8 |
| Ground | 4 |



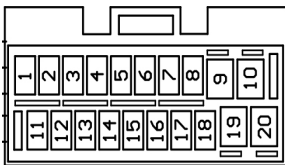
JAGUAR

XJ8 Connector



| XJ8 1998-2003 | |
|-----------------|--------------------|
| Interface Wire | Pin Number |
| Analogue 2 | 2 |
| Analogue Ground | To vehicle chassis |
| Batt 12V | 10 |
| Ground | To vehicle chassis |

S/X Type Connector



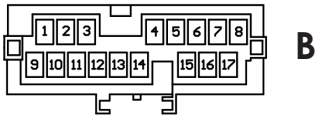
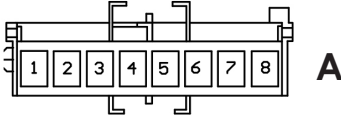
| S/X Type | |
|-----------------|--------------------|
| Interface Wire | Pin Number |
| Analogue 1 | 13 |
| Analogue Ground | To vehicle chassis |
| Batt 12V | 20 |
| Ground | 10 |

Car Specific Wiring Information

All connectors are shown from the terminal side and NOT the wire side

Jaguar Continued...

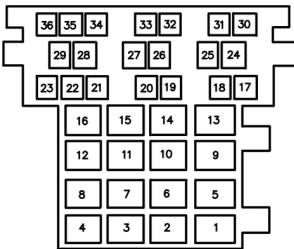
S Type Connector



| S Type 99-02 | |
|-----------------|------------|
| Interface Wire | Pin Number |
| Analogue 1 | B5 |
| Analogue Ground | B6 |
| Batt 12V | A3 |
| Ground | A8 |

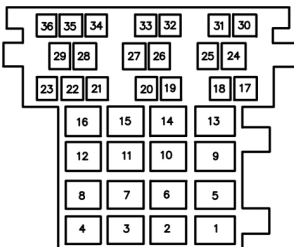


Cee'd 2007-2009



| Cee'd 2007-2009 | |
|-----------------|------------|
| Interface Wire | Pin Number |
| Analogue 2 | 19 |
| Analogue Ground | 26 |
| Batt 12V | 8 |
| Ground | 4 |

Mini-ISO Vehicles

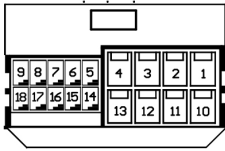


| Mini-ISO Vehicles | |
|-------------------|------------|
| Interface Wire | Pin Number |
| Analogue 2 | 19 |
| Analogue Ground | 20 |
| Batt 12V | 8 |
| Ground | 4 |

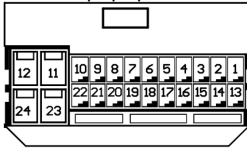
Car Specific Wiring Information

Kia Continued...

Kia White Connector



A



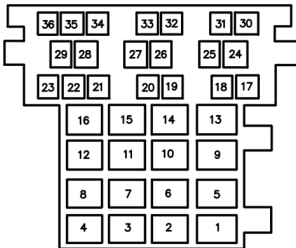
B

| Kia White Connector | |
|---------------------|------------|
| Interface Wire | Pin Number |
| Analogue 2 | B4 |
| Analogue Ground | B17 |
| Batt 12V | B12 |
| Ground | B24 |

| Sorento/Carnival/Sedona 15> | |
|--------------------------------|------------|
| Interface Wire | Pin Number |
| CAN High | B1 |
| CAN Low | B13 |
| Batt 12V | B12 |
| Ground | B24 |



Delta Connector




| Delta 09> | |
|----------------|------------|
| Interface Wire | Pin Number |
| CAN High | 5 |
| CAN Low | 6 |
| Batt 12V | 2 |
| Ground | 4 |

Car Specific Wiring Information

All connectors are shown from the terminal side and NOT the wire side

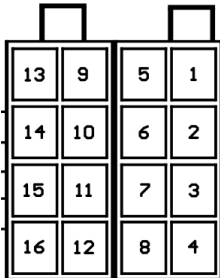


17 Way BMW Connector



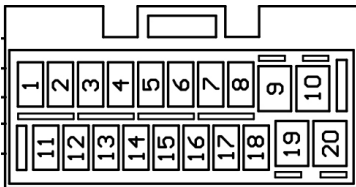
| Land Rover Discovery/ Freelander with 17 way BMW Connector | |
|--|------------|
| Interface Wire | Pin Number |
| Analogue 1 | 16 |
| Analogue Ground | 10 |
| Batt 12V | 11 |
| Ground | 10 |

Land Rover Discovery Connector



| Land Rover Discovery 2003> | |
|----------------------------|-----------------------|
| Interface Wire | Pin Number |
| Analogue 1 | 1 |
| Analogue Ground | To vehicle chassis |
| Batt 12V | 2 |
| Ground | 4 |

CAN-Bus Connector

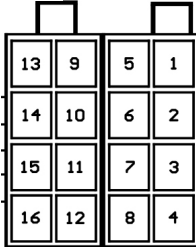


| Freelander, Discovery, Range Rover Sport CAN-Bus | |
|---|------------|
| Interface Wire | Pin Number |
| CAN High | 2 |
| CAN Low | 1 |
| Analogue 2 | 13 |
| Analogue Ground | 10 |
| Batt 12V | 20 |
| Ground | 10 |

Car Specific Wiring Information



Lifan OEM Connector

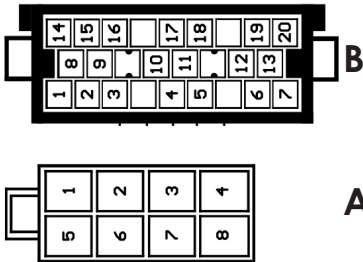


| Lifan Motors 620/720 | |
|----------------------|------------|
| Interface Wire | Pin Number |
| Analogue 1 | 5 |
| Analogue 2 | 1 |
| Analogue Ground | 4 |
| Batt 12V | 8 |
| Ground | 4 |



Mahindra

Scorpio Connector

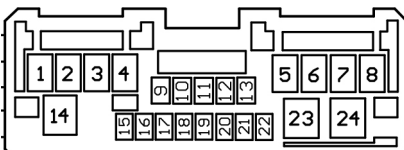


| Scorpio | |
|-----------------|------------|
| Interface Wire | Pin Number |
| Analogue 1 | A1 |
| Analogue Ground | A6 |
| Batt 12V | A8 |
| Ground | A4 |



mazda

2 2007>



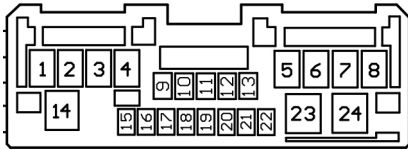
| 2 2007> | |
|-----------------|------------|
| Interface Wire | Pin Number |
| Analogue 1 | 12 |
| Analogue Ground | 13 |
| Batt 12V | 14 |
| Ground | 24 |

Car Specific Wiring Information

All connectors are shown from the terminal side and NOT the wire side

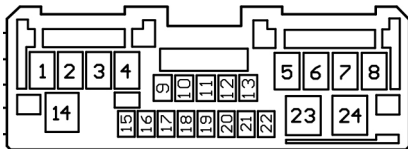
Mazda Continued...

6 2007-2009



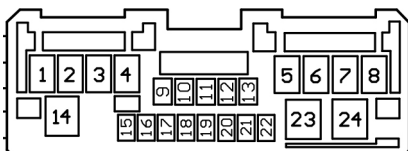
| 6 2007-2009 | |
|-----------------|------------|
| Interface Wire | Pin Number |
| CAN High | 20 |
| CAN Low | 21 |
| Analogue 1 | 12 |
| Analogue Ground | 13 |
| Batt 12V | 14 |
| Ground | 24 |

3 2004-2008



| 3 2004-2008 | |
|-----------------|------------|
| Interface Wire | Pin Number |
| Analogue 1 | 12 |
| Analogue Ground | 13 |
| Batt 12V | 14 |
| Ground | 24 |

CX-7, CX-9



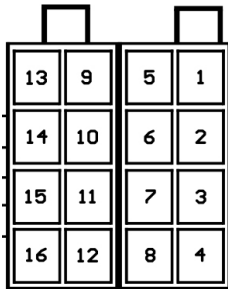
| CX-7, CX-9 | |
|-----------------|------------|
| Interface Wire | Pin Number |
| Analogue 1 | 12 |
| Analogue Ground | 13 |
| Batt 12V | 14 |
| Ground | 24 |

Car Specific Wiring Information



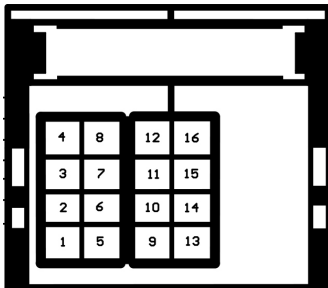
Mercedes-Benz

8 Way ISO CAN-Bus Vehicles



| 8 Way ISO CAN-Bus | |
|-------------------|------------|
| Interface Wire | Pin Number |
| CAN High | 3 |
| CAN Low | 8 |
| Batt 12V | 2 |
| Ground | 4 |

Quadlock CAN-Bus Vehicles



| A/B/C Quadlock CAN Bus Vehicles | |
|------------------------------------|------------|
| Interface Wire | Pin Number |
| CAN High | 11 |
| CAN Low | 9 |
| Batt 12V | 15 |
| Ground | 12 |

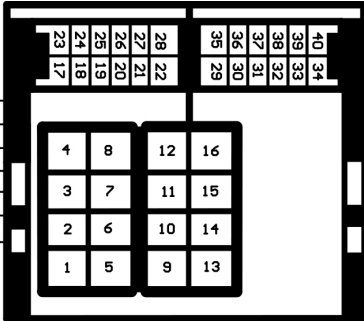
| Vito (W447 with Audio 15) | |
|---------------------------|------------|
| Interface Wire | Pin Number |
| CAN High | 11 |
| CAN Low | 9 |
| Batt 12V | 15 |
| Ground | 12 |

Car Specific Wiring Information

All connectors are shown from the terminal side and NOT the wire side

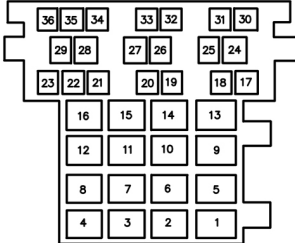
Mercedes Continued...

E Class/SLK Quadlock



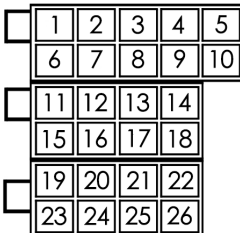
| E Class/SLK Quadlock | |
|----------------------|------------|
| Interface Wire | Pin Number |
| CAN High | 17 |
| CAN Low | 18 |
| Batt 12V | 16 |
| Ground | 15 |

Mini-ISO CAN-Bus Vehicles



| Mini-ISO CAN-Bus | |
|------------------|------------|
| Interface Wire | Pin Number |
| CAN High | 17 |
| CAN Low | 30 |
| Batt 12V | 2 |
| Ground | 4 |

10 Way ISO CAN-Bus Vehicles

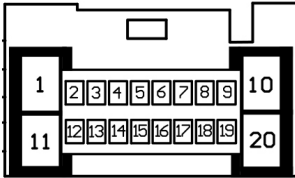


| 10 Way ISO CAN-Bus | |
|--------------------|------------|
| Interface Wire | Pin Number |
| CAN High | 1 |
| CAN Low | 6 |
| Batt 12V | 24 |
| Ground | 26 |

Car Specific Wiring Information

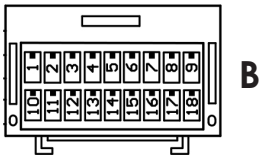
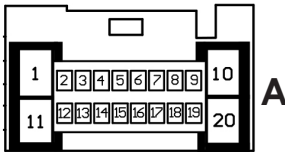


Outlander 2013>



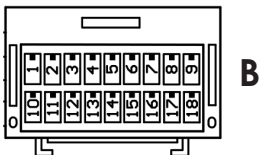
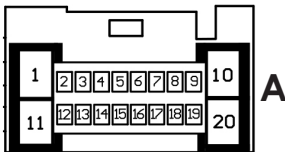
| Outlander 2013> | |
|---------------------------|-------------------|
| Interface Wire | Pin Number |
| CAN High | 8 |
| CAN Low | 18 |
| Analogue 1 | 9 |
| Analogue Ground | 11 |
| Batt 12V | 1 |
| Ground | 11 |

ASX, Lancer, Outlander 2010>
Pajero, Shogun 2013>



| ASX, Lancer, Outlander 2010>, Pajero, Shogun 2013> | |
|---|--------------------|
| Interface Wire | Pin Number |
| Analogue 1 | A9 |
| Analogue Ground | To vehicle chassis |
| Batt 12V | A1 |
| Ground | To vehicle Chassis |

Outlander/Lancer 2007-2010



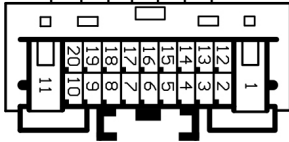
| Lancer, Outlander 2007-2010 | |
|------------------------------------|--------------------|
| Interface Wire | Pin Number |
| Analogue 1 | A9 |
| Analogue Ground | To vehicle chassis |
| Batt 12V | A1 |
| Ground | To vehicle Chassis |

Car Specific Wiring Information

All connectors are shown from the terminal side and NOT the wire side

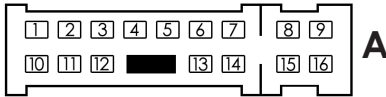


All Models

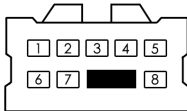


| All Models | |
|-----------------|--------------------|
| Interface Wire | Pin Number |
| Analogue 1 | 8 |
| Analogue 2 | 17 |
| Analogue Ground | 7 |
| Batt 12V | 1 |
| Ground | To vehicle chassis |

8 & 16 Way Connector



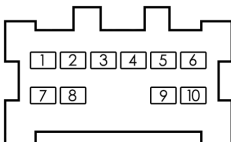
A



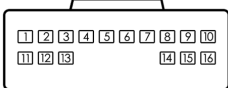
B

| Almera/Primera/Terrano X-Trail | |
|-----------------------------------|------------|
| Interface Wire | Pin Number |
| Analogue 1 | B4 |
| Analogue 2 | B5 |
| Analogue Ground | B3 |
| Batt 12V | A8 |
| Ground | A9 |

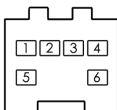
6 & 10 Way Connector



A



B



C

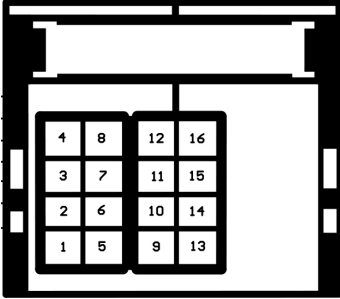
| 350Z 03>, Navara 06>, X-Trail 01> | |
|--------------------------------------|--------------------|
| Interface Wire | Pin Number |
| Analogue 1 | B13 |
| Analogue 2 | B3 |
| Analogue Ground | B5 |
| Batt 12V | A4 |
| Ground | To vehicle chassis |

Car Specific Wiring Information



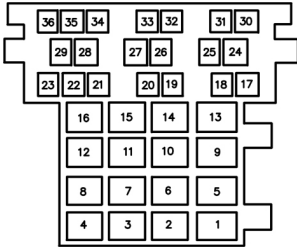
PEUGEOT

Quadlock CAN-Bus Vehicles



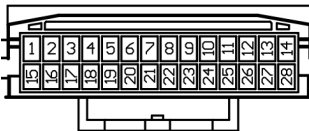
| Quadlock CAN-Bus Vehicles | |
|---------------------------|------------|
| Interface Wire | Pin Number |
| CAN High | 10 |
| CAN Low | 13 |
| Batt 12V | 12 |
| Ground | 16 |

Mini-ISO Analogue Vehicles

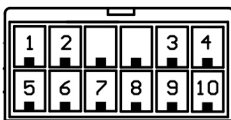


| 206/306 98-02, 806 96-02 | |
|--------------------------|------------|
| Interface Wire | Pin Number |
| Analogue 1 | 17 |
| Analogue 2 | 30 |
| Analogue Ground | 24 |
| Batt 12V | 8 |
| Ground | 4 |

108 OEM Connector



A



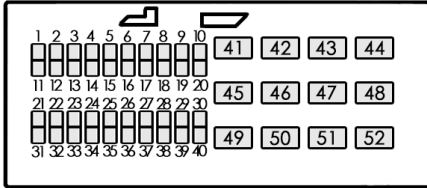
B

| 108 | |
|-----------------|------------|
| Interface Wire | Pin Number |
| Analogue 1 | A20 |
| Analogue 2 | A19 |
| Analogue Ground | A21 |
| Batt 12V | B4 |
| Ground | B7 |

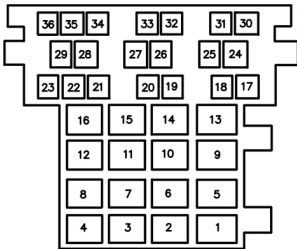
Car Specific Wiring Information

All connectors are shown from the terminal side and NOT the wire side

Peugeot Continued... Boxer OEM Connector



| Boxer 2014> | |
|----------------|------------|
| Interface Wire | Pin Number |
| CAN High | 2 |
| CAN Low | 12 |
| Batt 12V | 44 |
| Ground | 43 |

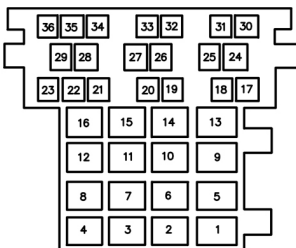


| Boxer 06-08/08-14 | |
|-------------------|------------|
| Interface Wire | Pin Number |
| Analogue 1 | 20 |
| Analogue 2 | 33 |
| Analogue Ground | 27 |
| CAN High | 5 |
| CAN Low | 6 |
| Batt 12V | 2 |
| Ground | 4 |



PORSCHE

Cayenne Mini ISO

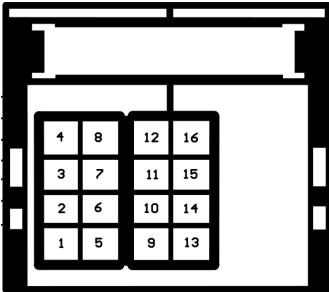


| Cayenne 2002-2007 Mini-ISO | |
|----------------------------|------------|
| Interface Wire | Pin Number |
| CAN High | 30 |
| CAN Low | 17 |
| Batt 12V | 2 |
| Ground | 4 |

Car Specific Wiring Information

Porsche Continued...

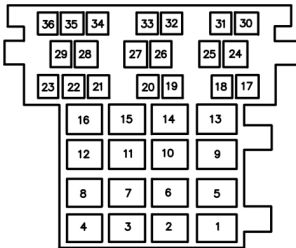
Cayenne Quadlock



| Cayenne 2002-2007 Quadlock | |
|----------------------------|------------|
| Interface Wire | Pin Number |
| CAN High | 11 |
| CAN Low | 9 |
| Batt 12V | 12 |
| Ground | 15 |



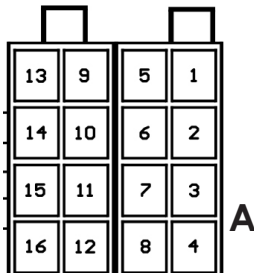
GEN-2 Mini ISO



| GEN-2 | |
|-----------------|------------|
| Interface Wire | Pin Number |
| Analogue 1 | 20 |
| Analogue 2 | 33 |
| Analogue Ground | 27 |
| Batt 12V | 2 |
| Ground | 4 |



Mini-ISO with 'Update List' OEM head unit



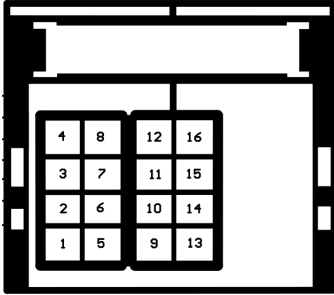
| Mini-ISO with 'Update List' OEM head unit | |
|---|------------|
| Interface Wire | Pin Number |
| CAN High | B6 |
| CAN Low | B2 |
| Batt 12V | A2 |
| Ground | A4 |

Car Specific Wiring Information

All connectors are shown from the terminal side and NOT the wire side

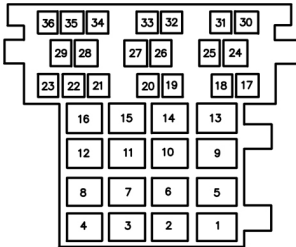
Renault Continued...

CAN-Bus Quadlock



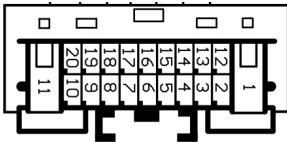
| Renault CAN-Bus 2009> with Quadlock Connector | |
|---|------------|
| Interface Wire | Pin Number |
| CAN High | 13 |
| CAN Low | 9 |
| Batt 12V | 15 |
| Ground | 12 |

CAN-Bus Mini-ISO



| Renault CAN-Bus 2009> with Mini-ISO Connector | |
|---|------------|
| Interface Wire | Pin Number |
| CAN High | 17 |
| CAN Low | 30 |
| Batt 12V | 2 |
| Ground | 4 |

Scala OEM Connector

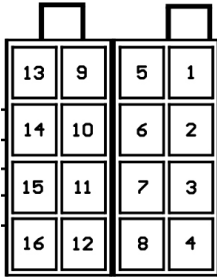


| Scala | |
|-----------------|--------------------|
| Interface Wire | Pin Number |
| Analogue 1 | 8 |
| Analogue 2 | 17 |
| Analogue Ground | 7 |
| Batt 12V | 1 |
| Ground | To vehicle chassis |

Car Specific Wiring Information




Rover 75 with Highline OEM head unit



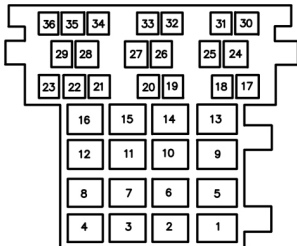
| Rover 75 with Highline | |
|------------------------|--------------------|
| Interface Wire | Pin Number |
| Analogue 1 | 1 |
| Analogue Ground | To vehicle chassis |
| Batt 12V | 2 |
| Ground | 4 |

17 Way BMW Connector



| 17 way BMW Connector | |
|----------------------|------------|
| Interface Wire | Pin Number |
| Analogue 1 | 16 |
| Analogue Ground | N/R |
| Batt 12V | 11 |
| Ground | 10 |

25/45/75 Mini-ISO Vehicles



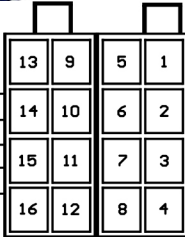
| 25/45/75 Mini ISO | |
|-------------------|------------|
| Interface Wire | Pin Number |
| Analogue 2 | 20 |
| Analogue Ground | 27 |
| Batt 12V | 8 |
| Ground | 4 |

Car Specific Wiring Information

All connectors are shown from the terminal side and NOT the wire side



Saab 9.3/9.5 1998-2005



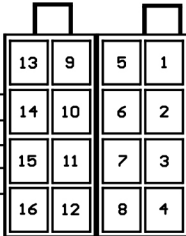
| Saab 9.3/9.5 98-05 | |
|--------------------|--------------|
| Interface Wire | Pin Number |
| Analogue 2 | See diagram* |
| Batt 12V | 8 |
| Ground | 4 |

*Connect analogue 2 to green wire in 2 pin connector located under steering column. The analogue 2 wire may need to be extended.



SCANIA

Scania R Series 8 Way ISO

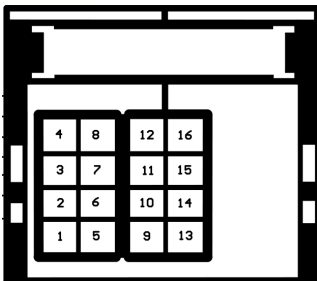


| Scania R Series | |
|-----------------|------------|
| Interface Wire | Pin Number |
| CAN High | 5 |
| CAN Low | 1 |
| Batt 12V | 2 |
| Ground | 4 |

ŠKODA



Skoda CAN-Bus Quadlock



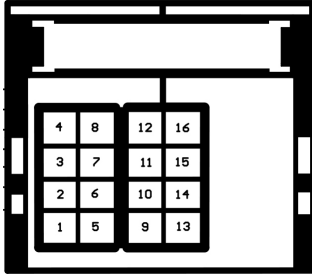
| Skoda CAN-Bus Quadlock | |
|------------------------|------------|
| Interface Wire | Pin Number |
| CAN High | 9 |
| CAN Low | 10 |
| Batt 12V | 15 |
| Ground | 12 |

Car Specific Wiring Information



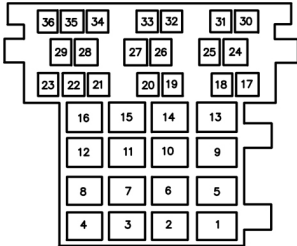
SEAT

Seat CAN-Bus Quadlock



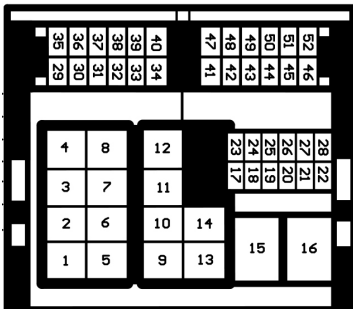
| Seat CAN-Bus Quadlock | |
|-----------------------|------------|
| Interface Wire | Pin Number |
| CAN High | 9 |
| CAN Low | 10 |
| Batt 12V | 15 |
| Ground | 12 |

Seat Exeo Mini ISO



| Exeo Symphony Mini-ISO | |
|------------------------|------------|
| Interface Wire | Pin Number |
| CAN High | 30 |
| CAN Low | 17 |
| Batt 12V | 2 |
| Ground | 4 |

Seat MIB-PQ 52 Way Quadlock



| Seat Alhambra (MIB-PQ) | |
|------------------------|------------|
| Interface Wire | Pin Number |
| CAN High | 22 |
| CAN Low | 28 |
| Batt 12V | 16 |
| Ground | 15 |

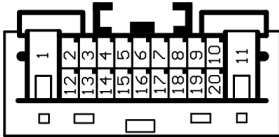
Car Specific Wiring Information

All connectors are shown from the terminal side and NOT the wire side



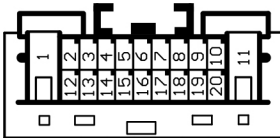
SUBARU

Forester/Impreza
2007-2012



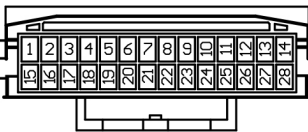
| Forester/Impreza 2007-2012 | |
|----------------------------|------------|
| Interface Wire | Pin Number |
| Analogue 1 | 17 |
| Analogue Ground | 7 |
| Batt 12V | 1 |
| Ground | 11 |

Impreza, Forester,
Outback, XV 2012>

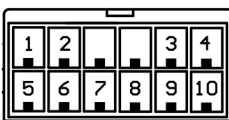


| Impreza, Forester, Outback, XV 2012> | |
|--------------------------------------|------------|
| Interface Wire | Pin Number |
| Analogue 1 | 17 |
| Analogue 2 | 8 |
| Analogue Ground | 7 |
| Batt 12V | 1 |
| Ground | 11 |

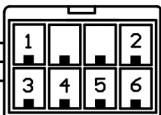
Impreza, Forester,
XV 2015>



A



B



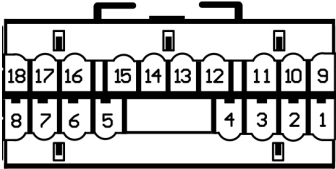
C

| Impreza, Forester, XV 2015> | |
|-----------------------------|------------|
| Interface Wire | Pin Number |
| Analogue 1 | A21 |
| Analogue 2 | A22 |
| Analogue Ground | B4 |
| Batt 12V | B4 |
| Ground | B7 |

Car Specific Wiring Information

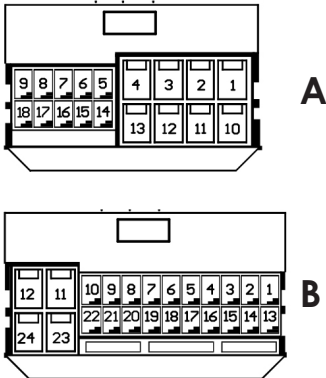


Actyon/Rexton/Korando Sport/
Rodius Connector



| Actyon 2006>, Rexton 2007>, Korando Sport 2012, Rodius 2013> | |
|--|-------------------|
| Interface Wire | Pin Number |
| Analogue 1 | 16 |
| Analogue Ground | 14 |
| Batt 12V | 5 |
| Ground | 14 |

Tivoli EX/ELX/SE OEM Connector



| Tivoli EX / ELX | |
|------------------------|-------------------|
| Interface Wire | Pin Number |
| Analogue 1 | B17 |
| Analogue Ground | B4 |
| Batt 12V | B12 |
| Ground | B24 |

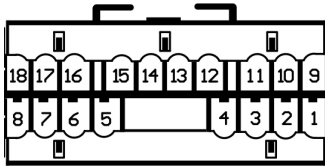
| Tivoli SE | |
|-----------------------|-------------------|
| Interface Wire | Pin Number |
| Analogue 1 | A9 |
| Analogue Ground | A18 |
| Batt 12V | B12 |
| Ground | B24 |

Car Specific Wiring Information

All connectors are shown from the terminal side and NOT the wire side

Ssangyong Continued...

All other Ssangyong models

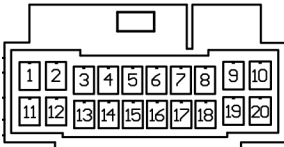


| All other Ssangyong models | |
|----------------------------|------------|
| Interface Wire | Pin Number |
| Analogue 2 | 16 |
| Analogue Ground | 13 |
| Batt 12V | 5 |
| Ground | 14 |



SUZUKI

All Suzuki models

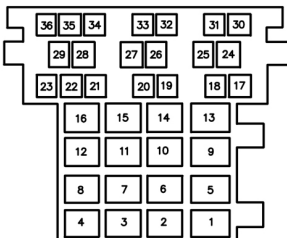


| Suzuki all models | |
|-------------------|------------|
| Interface Wire | Pin Number |
| Analogue 1 | 19 |
| Analogue 2 | 8 |
| Analogue Ground | 20 |
| Batt 12V | 1 |
| Ground | 11 |



TATA

All Tata models




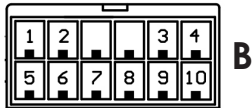
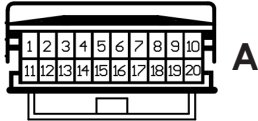
| Tata Vista, Manza, Indigo | |
|---------------------------|------------|
| Interface Wire | Pin Number |
| Analogue 2 | 20 |
| Analogue Ground | 27 |
| Batt 12V | 2 |
| Ground | 4 |

Car Specific Wiring Information



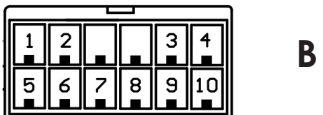
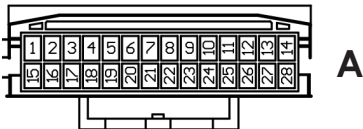
TOYOTA

Toyota <2011



| Toyota <2011 | |
|-----------------|------------|
| Interface Wire | Pin Number |
| Analogue 1 | A8 |
| Analogue 2 | A7 |
| Analogue Ground | A6 |
| Batt 12V | B4 |
| Ground | B7 |

Toyota 2011>



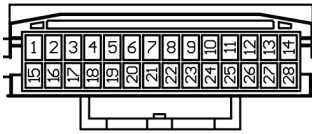
| Toyota 2011> | |
|-----------------|------------|
| Interface Wire | Pin Number |
| Analogue 1 | A21 |
| Analogue 2 | A22 |
| Analogue Ground | B4 |
| Batt 12V | B4 |
| Ground | B7 |

Car Specific Wiring Information

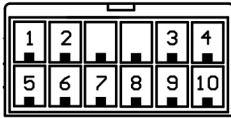
All connectors are shown from the terminal side and NOT the wire side

Toyota Continued...

Toyota Aygo 2014>



A



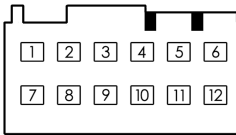
B

| Aygo 2014> | |
|-----------------|------------|
| Interface Wire | Pin Number |
| Analogue 1 | A20 |
| Analogue 2 | A19 |
| Analogue Ground | A21 |
| Batt 12V | B4 |
| Ground | B7 |



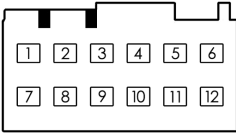
All Volvo models

Green



A

Grey

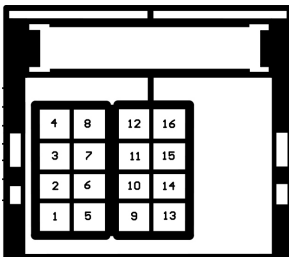


B

| S60, V70 | |
|----------------|------------|
| Interface Wire | Pin Number |
| CAN High | A12 |
| CAN Low | A11 |
| Batt 12V | A6 |
| Ground | A7 |



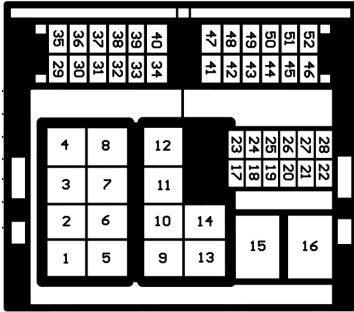
VW CAN-Bus All Models
40 Way Quadlock



| VW CAN-Bus Quadlock | |
|---------------------|------------|
| Interface Wire | Pin Number |
| CAN High | 9 |
| CAN Low | 10 |
| Batt 12V | 15 |
| Ground | 12 |

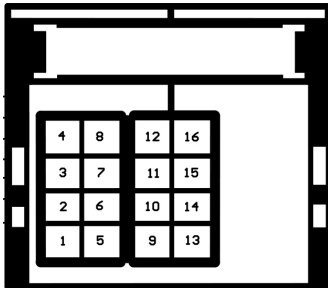
Car Specific Wiring Information

VW CAN-Bus MIB-PQ 52 Way Quadlock



| 52 Way Quadlock (MIB-PQ) | |
|--------------------------|------------|
| Interface Wire | Pin Number |
| CAN High | 22 |
| CAN Low | 28 |
| Batt 12V | 16 |
| Ground | 15 |

VW Crafter 2006> Quadlock



| Crafter 2006> | |
|----------------|------------|
| Interface Wire | Pin Number |
| CAN High | 11 |
| CAN Low | 9 |
| Batt 12V | 15 |
| Ground | 12 |

Car Specific Wiring Information

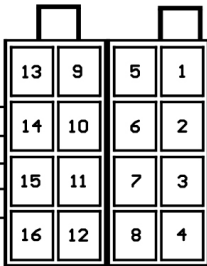
All connectors are shown from the terminal side and NOT the wire side



VAUXHALL

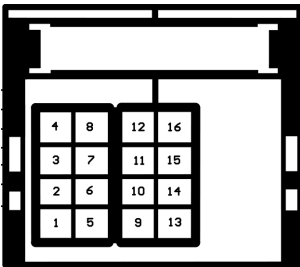


Vauxhall/Opel Analogue



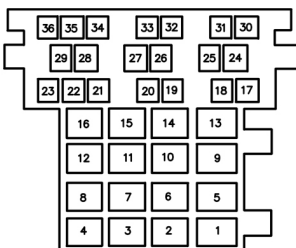
| Vauxhall/Opel Analogue | |
|------------------------|------------|
| Interface Wire | Pin Number |
| Analogue 1 | 1 |
| Analogue Ground | 7 |
| Batt 12V | 8 |
| Ground | 4 |

Vauxhall/Opel CAN-Bus



| Vauxhall/Opel CAN-Bus | |
|-----------------------|------------|
| Interface Wire | Pin Number |
| CAN High | 9 |
| CAN Low | 10 |
| Batt 12V | 15 |
| Ground | 12 |

Vivaro Mini ISO



| Vivaro 2011> | |
|----------------|------------|
| Interface Wire | Pin Number |
| CAN High | 17 |
| CAN Low | 30 |
| Batt 12V | 2 |
| Ground | 4 |